

SUPERIOR COMFORT FOR HOSPITALITY



**FRESHAIRE® &
ZONEAIRE® SERIES**

Packaged Terminal
Air Conditioners



FRIEDRICH

DELIVERING BOLDLY CRAFTED COMFORT





Trusted by lodging properties across the US and Canada

More and more owners and operators have discovered that Friedrich's line of PTACs deliver extremely low sound levels and excellent energy efficiency, with innovations that set new standards for product performance, reliability, and guest comfort.

From the exceptional value of ZoneAire® Select, the extreme quiet of the ZoneAire® Premier, or the unmatched efficiency, fresh air capability and quiet performance of the FreshAire® PTAC, all Friedrich PTACs offer Diamonblue™ Advanced Corrosion Protection on the indoor and outdoor coils, and provide the peace of mind of a 2 yr. parts and labor warranty, and 5 yr. limited warranty.

FreshAire® IAQ READY

New, easy-to-install FreshAire® IAQ accessories provide guests with clean, healthy indoor air and help to restore their confidence in the safety of the property's indoor environment.



FreshAire® PTAC

The most advanced PTAC ever

A patented fresh air delivery system with industry leading adaptive make-up air control

US PATENT: #10.436.457

FreshAire®



FreshAire® system helps achieve ASHRAE 62.1-2013 requirements, and brings up to 52 CFM of conditioned, MERV 8 filtered, outside air into the space.

Patented technology uses the inverter compressor and main cooling system to optimize temperature and humidity level of incoming air.

By introducing make-up air directly into the guestroom, Dedicated Outdoor Air Systems (DOAS) can be considerably downsized to service only the common areas of the property.

This greatly reduces the cost and complexity of hotel design and construction. Unlike other PTACs, the FreshAire® PTAC utilizes the main evaporator coil and MERV 8 filters to truly condition and filter the outside ventilation air. Pair with Friedrich's VRPX thermostat and maximize your indoor comfort with FreshAire adaptive make-up air control for humidity and occupancy.

MERV 8 FILTERED
MAKE-UP AIR



RETURN AIR

MAKE-UP AIR

THE WIDEST COOLING & HEATING RANGE IN THE INDUSTRY WITH ONLY TWO MODELS

Variable speed technology gives you the flexibility of a full line of PTACs with only two models, and offers the highest available capacity of any 42x16 PTAC on the market at over 15,500 Btus.

The Friedrich Inverter variable speed compressor matches the unit output to the actual demand of the space for increased comfort and lower energy consumption.

FRESHHAIRE® MODEL	VARIABLE CAPACITY OPERATING RANGE	
	DOWN TO	UP TO
9,000 BTU	5,800 Btus	12,000 Btus
12,000 BTU	6,100 Btus	15,500 Btus

AWARD-WINNING FRESHHAIRE® PTAC

FreshAire® PTAC was honored by Engineering Systems magazine as Commercial Comfort Product of the Year for IAQ/Ventilation. The judges recognized that by introducing make-up air directly into the guestroom, rooftop dedicated outdoor air systems (DOAS) can be considerably downsized to service only the common areas of the property, greatly reducing the cost and complexity of hotel construction.



THE PREFERRED CHOICE FOR STUDENT HOUSING

Emory University wanted to install air conditioning equipment that would provide better air quality and better humidity control in the university's Clifton Tower dormitory. Proficient Engineering, the firm that designed the HVAC system for Clifton Tower, chose Friedrich Air Conditioning's FreshAire® PTAC for the unit's capability to deliver up to 52 CFM of fresh, cool, pre-filtered, non humid air into the room. And because the PTAC units employ inverter-driven technology with variable-speed refrigerant systems, fresh air is continually distributed into the space. Outdoor air ventilation for each dorm room was brought in directly through the Friedrich PTACs.

While a building-wide central air conditioning system would have saved dorm room space, the PTACs offered the university a greater advantage: they are inexpensive first-cost units with simple maintenance, where a malfunctioning unit disrupts only a single dorm room. PTACs are designed for portability—a spare replacement can restore the dorm room to working order within minutes, while the faulty unit is repaired as time allows. Failure of a central system, on the other hand, requires sophisticated maintenance, often resolved by an engineer. And the downtime affects the occupants of the entire facility.

By introducing ventilation make-up air directly into the dorm rooms through the PTACs, the dedicated outdoor system was downsized considerably to service only the common areas. This reduced the cost and complexity of the dormitory's HVAC design, mitigating the need for additional ductwork and improving the cost of ownership for the university.



Innovative design and quality components deliver performance unmatched by any other PTAC


FreshAire® PTAC components can be easily accessed by your maintenance team

Units can be removed, serviced and placed back in service faster.

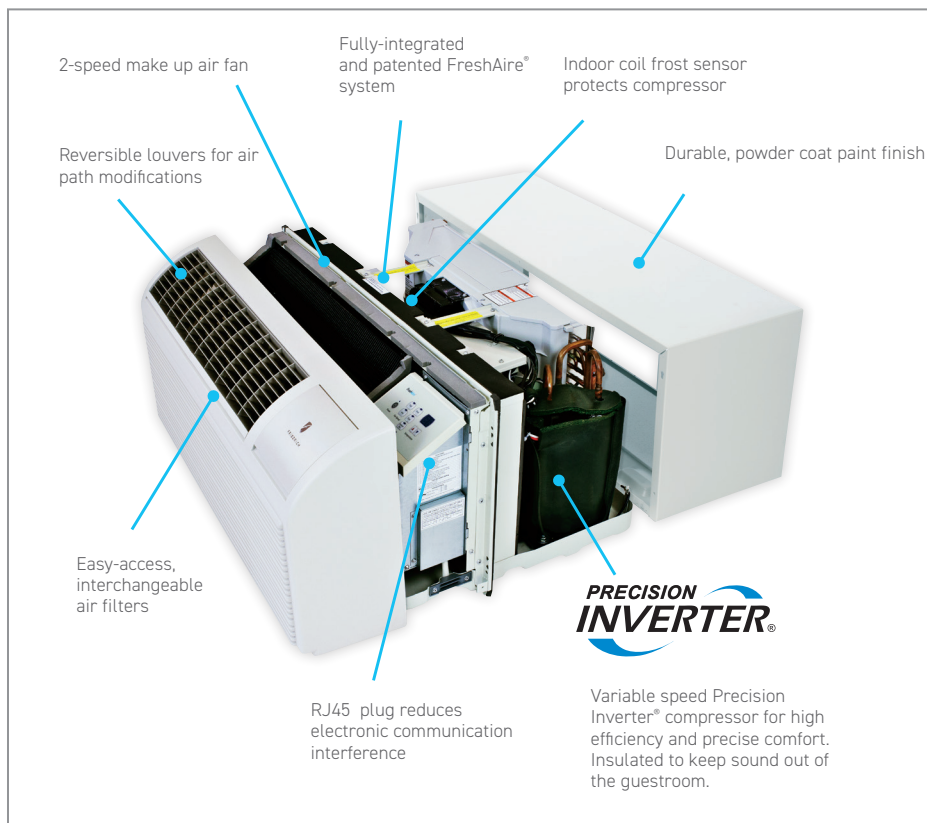

Commercial grade components provide reliable performance in even the most extreme climates.

Diamonblue™ Advanced Corrosion Protection

Indoor and outdoor coils are coated to resist corrosion in harsh outdoor environments.



DIAMONBLUE™
Advanced Corrosion Protection



IMPORTANT NOTE: Sleeves are sold and shipped separately to accommodate new construction and replacement requirements. Fits other PTAC sleeves without the added expense of a baffle kit.

FRESHHAIRE® PTAC EXTENDED CAPACITY RANGE

230/208V Inverter

COOLING

PVH09K

STANDARD RATING R-32	9,800/9,700 Btu
EXTENDED RATING R-32	5,800 - 12,000 Btu

PVH12K

STANDARD RATING R-32	12,000/11,800 Btu
EXTENDED RATING R-32	6,100 - 15,500 Btu

HEAT PUMP

PVH09K

STANDARD RATING R-32	8,500/8,400 Btu
EXTENDED RATING R-32	5,500 - 10,800 Btu

PVH12K

STANDARD RATING R-32	11,500/11,500 Btu
EXTENDED RATING R-32	6,000 - 14,000 Btu

265V Inverter

COOLING

PVH09R

STANDARD RATING R-32	9,800 Btu
EXTENDED RATING R-32	6,100 - 15,500 Btu

PVH12R

STANDARD RATING R-32	12,000 Btu
EXTENDED RATING R-32	6,100 - 15,500 Btu

HEAT PUMP

PVH09R

STANDARD RATING R-32	8,500 Btu
EXTENDED RATING R-32	5,500 - 10,800 Btu

PVH12R

STANDARD RATING R-32	11,600 Btu
EXTENDED RATING R-32	6,000 - 14,000 Btu

BACK UP ELECTRIC HEAT

2.5 kw, 3.5 kw and 5.0 kw* heater options

*5.0 kw heater cannot be used on PV09K/PV09R

FreshAire® PTAC delivers best-in-class energy efficiencies and low sound levels

FreshAire® PTACs with inverter compressors deliver equivalent SEER up to 15.0; HSPF up to 11.57, and offer many advantages over traditional PTACs.

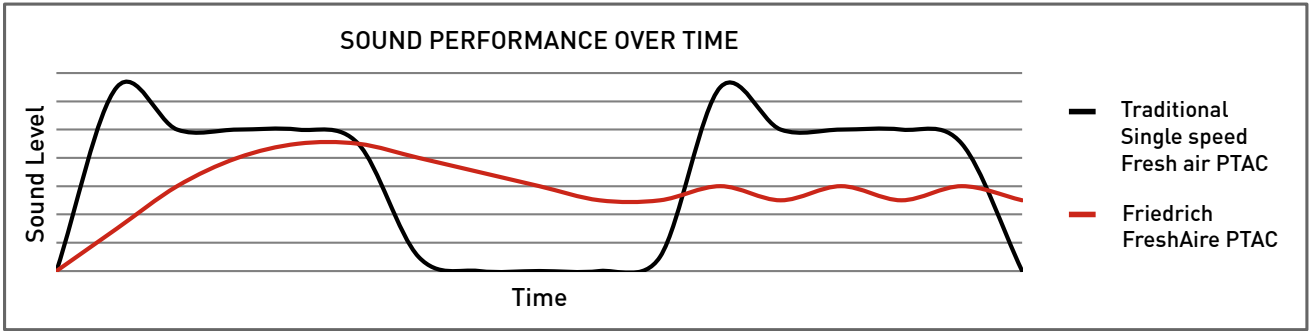
- Improved dehumidification
- Quieter start-up and operation
- Better efficiency during part load hours of cooling & heating
- Reduced temperature swings improve guest comfort



TRADITIONAL PTAC	FRESHAIRE INVERTER PTAC
At initial start up, a fixed capacity system slowly reaches the set temperature.	FASTER TO SETPOINT At initial start up, utilizes variable capacity to quickly reach the set temperature.
Complete shutdown once set temperature is achieved.	MAXIMUM ENERGY SAVINGS Reduces capacity as set temperature is achieved.
Temperature within the space rises until 2nd system start up.	MAINTAINS PRECISE COMFORT Variable capacity maintains set temperature keeping space comfortable with reduced energy consumption. Variable capacity operation provides improved humidity control in the guestroom.
System works at full capacity to again reach the set temperature.	
System cycles on and off continually to maintain the set temperature.	

SOFT-START™ TECHNOLOGY PROVIDES THE SMOOTHEST PTAC SOUND AVAILABLE

The variable-speed operation of the FreshAire® PTAC allows the unit to work at the optimal speed to match the true load of the room. This not only provides the best energy consumption curve it also adds to guest comfort by eliminating the harsh start-ups associated with single speed compressors.



The curves above illustrate the different sound characteristics of a single-speed PTAC (black curve) versus a Friedrich FreshAire® PTAC (red curve).

FreshAire® features

Make-Up Air System

Dedicated 2-speed fan delivers up to 52 CFM of outside air into the room

Does not rely on separate refrigeration system like competitor's units

Adaptive Control Pair with Friedrich's VRPX thermostat and maximize your indoor comfort with FreshAire adaptive make-up air control for humidity and occupancy

Durable Construction

Aluminum endplates reduce outdoor coil corrosion

Galvanized zinc coated steel wall sleeve and steel base pan undergo an 11-step preparation process, are powder coated with a polyester finish and cured in an oven for exceptional durability

Factory run-tested units reduce problems in the field

Internal diagnostic program can alert maintenance to component failures or operating problems. Fourteen numeric service error codes stored in memory facilitate rapid unit diagnostics

Room freeze protection initiates heat if temperature falls to 50°F in an unoccupied room

Random compressor restart protects electrical systems from overload when power is restored

Tamper-resistant, anodized stamped aluminum grille withstands chalking and oxidation

Break proof control door design maintains the integrity of the unit

Indoor coil frost sensor protects the compressor to lengthen the life of the unit

■ **Diamonblue™ Advanced Corrosion Protection** comes standard on all PTACs for long life in harsh coastal environments

■ **RJ45 communication plug**, R-J45 Communication Plug: This enables a more balanced communication signal, allowing the FreshAire® PTAC to fully interact with both the VRPX wired and wireless wall controllers. This interaction provides full variable control of the inverter compressor and grants access to our comprehensive energy management suite, which includes room occupancy features

Energy Efficient & Energy Smart

■ **Variable speed Inverter compressor** delivers EERs up to 12.0 at part load conditions (9,000 Btu model operating at 6,462 Btu)

■ **R-32 refrigerant** with low Global Warming Potential

■ **Exceptional energy management thermostats** available (wired & wireless) with integrated occupancy sensor, five district energy presets and comprehensive remote management capability.*

■ **Energy efficient heat pump models** available in our complete line

■ **Electronic defrost control** ensures more run time in efficient heat pump mode

■ **Electronic temperature** limiting to adjust low/high temperature range limits for reduced energy usage

■ **Slinger ring technology** in condensate removal system cools the coil and increases efficiency

■ **Central desk control ready** to allow hotel owners to control units from a central location

Comfort, Health & IAQ

Dehumidification removes moisture in cool mode to improve comfort and reduce the chance of mold and mildew growth

Integrated fresh air manifold effectively conditions outside air and meets ASHRAE 62.1 standard for IAQ

Intuitive unit controls are user friendly with easy-to-read LED display that can show either set-point or actual room temperature as selected by owner

Standard power cord installed on each unit (7-12k-3.5Kw), (15K-5.0 Kw)

Instant Heat on heat pump models quickly heats a room to the desired temperature for increased comfort

Automatic periodic sampling of room temperature to ensure desired conditions are maintained

Reversible indoor air louvers to easily change direction of airflow

A full complement of Indoor Air Quality Products has been certified through installation and testing to ensure exceptional air quality is achieved when FreshAire® IAQ accessories are added

Sound Reduction Features

Two permanently lubricated fan motors for added durability and reduced sound levels indoors

■ **Quiet, efficient inverter compressor** mounted with vibration isolators to keep the compressor running smoothly and quietly.

High-density insulation and steel inner wall block outdoor noise

Tangential blower wheel creates a wide path air flow that reaches the furthest corner of the guest room more quietly than conventional fans

Ease of Maintenance & Installation

Modular product design ensures easy access to key components for cleaning and repairs, including washable, lift-out air filters

Surehold Front Cover System® securely attaches the front each time

May be installed low on the floor

Easy access air filters simplify maintenance and extend the life of the product. Filters are washable and replaceable

Warranty & Service

2-year full warranty on parts and labor and 5-year limited warranty

Nationwide service network and U.S.-based Friedrich expert technical team ensures you get fast, knowledgeable service



See warranty documentation for full details.



* Energy management capability requires purchase of additional hardware and activation fee

FreshAir® PTAC

SPECIFICATIONS (PRELIMINARY)

PTHP (HEAT PUMP) WITH INVERTER AND MUA (MAKE-UP AIR), R-32 REFRIGERANT








Model	PVH09K3FC	PVH09R3FC	PVH12K3FC	PVH12R3FC
PERFORMANCE DATA				
Cooling Btu	9,800/9,700	9,800	12,000/11,800	12,000
Cooling Capacity Min./Max (Btu)	5,800-12,000	5,800-12,000	6,100-15,500	6,100-15,500
Cooling Watts	815/805	815	1,040/1,025	1,040
Energy Efficiency Ratio, EER	12.0/12.0	12.0	11.5/11.5	11.5
Heater Size (kW)	3.6	3.6	3.6	3.6
Reverse Heating Btu	8,500/8,400	8,500	11,500/11,500	11,600
Reverse Heating Capacity Min./Max. (Btu)	5,500-10,800	5,500-10,800	6,000-14,000	6,000-14,000
Heating Watts	710/700	710	940/940	940
COP	3.51/3.51	3.51	3.65/3.65	3.65
Moisture Removal (pints/hr.)	1.4	1.2	1.9	2.4
Sensible Heat Ratio	77%	78%	77%	78%
ELECTRICAL DATA				
Voltage (1 Phase, 60 Hz)	230/208	265	230/208	265
Volt Range	253-187	292-239	253-187	292-239
Current (Amps)	3.56/3.95	3.09	4.55/4.99	3.86
Reverse Heat (Amps)	3.4/3.1	2.77	4.5/4.1	3.5
Power Factor	0.97	0.936	0.98	0.90
Compressor LRA	N/A	N/A	N/A	N/A
Compressor RLA	3.2	2.8	4.1	3.5
Outdoor Fan Motor, HP	0.071	0.14	0.08	0.14
AIRFLOW DATA				
Indoor CFM, HIGH	700	700	750	780
Indoor CFM, LOW	535	535	560	560
Make-up Air CFM@0.05" wc Min/Max	25/52	25/52	25/52	25/52
PHYSICAL DATA				
Sleeve Dimensions (H x W x D)	16" x 42" x 13 3/4" (all models)			
Dimensions with front (H x W x D)	16" x 42" x 21" (all models)			
Cut Out Dimensions (H x W)	16 1/4" x 42 1/4" (all models)			
Net Weight (lbs.)	120	109.9	136	136
Shipping Weight (lbs.)	141	132.45	157	157
R-32 Charge (oz.)	24.3	24.3	27.2	24.3

		230/208V ELECTRIC HEATER RATING		
		(CONFIGURATION BASED ON POWER CORD)		
POWER CORD#	VOLTAGE	BRANCH CKT AMPS	MCA	WATTS
PXPCFA23015A	230/208	15	13.9	2,500
PXPCFA23020A	230/208	20	19.9	3,600
PXPCFA23030A	230/208	30	27.5	5,000
PXPCFA26515A	265V	15	12.0	2,500
PXPCFA26515A ¹	265V	15	7.3	1,500
PXPCFA26520	265V	20	16.8	3,500
PXPCFA26530	265V	25	23.8	5,000

¹ Data for Model PVH09R.

PXPCFA23020A comes standard on PTAC

Receptacles and Fuse Types

Voltage	230V			265V			
Amps	15	20	30	15	15	20	25
Heater Size	2.5 kW	3.5 kW	5.0 kW	1.5 kW	2.5 kW	3.5 kW	5.0 kW
Receptacles							
NEMA# Receptacle	6-15R	6-20R	6-30R	7-15R	7-15R	7-20R	7-30R
NEMA# Plug	6-15P	6-20P	6-30P	7-15P	7-15P	7-20P	7-30P

Warning: Coastal Region Installations. Friedrich Air Conditioning recommends that owners take necessary precautions to protect the interior space, furnishings, and hardware from corrosion when installing make-up air products in coastal applications. Our FreshAir PTAC delivers up to 52 CFM of direct outside make-up air into the space. If installed within 2 miles of a body of salt water, due to the high salt content of coastal air and the high latent load of the make-up air, premature corrosion will occur naturally on non-protected items. Friedrich Air Conditioning is not responsible for premature corrosion resulting from the use of make-up air products.

FreshAir PTAC may be covered under one or more of the following patents: 10,408,504 and 10,436,457. Additional patents pending.

Due to continuing research in new energy-saving technology, specifications are subject to change without notice. Warranty limited to installations in the United States, Puerto Rico, Mexico and Canada only. See warranty documentation for full details.




ZoneAire® Premier PTAC

THE QUIETEST* standard PTAC you can buy

The most efficient, reliable and quietest standard Friedrich PTAC

* Independent 3rd party indoor testing against leading competitive brands



Advanced design for greater energy efficiency

- **Curved coil design** of the Premier Series maximizes the internal surface area to deliver higher efficiencies
- **EERs** up to 13.3 reduces operating costs versus lower efficiency models



QuietMaster® Technology

Precision engineering delivers maximum airflow and air dispersion at the lowest sound levels

Quietest standard PTAC available

Rotary compressor mounted on sound isolation grommets

Dependable performance begins with the highest quality materials and components

Stainless steel endplates on the coils for better corrosion resistance

Galvanized, zinc-coated steel wall sleeves brought together with durable construction and rigorous testing

Engineered for maximum guest comfort

Tangential fan provides quiet, yet powerful airflow that quickly reaches all corners of the room

Two motor design for quieter indoor sound levels

Dense insulation on the inner walls reduce sound transfer into the room

Constant Fan mode produces a steady stream of white noise in both cooling and heating modes that masks sound level changes when the compressor cycles on and off, and also masks outdoor noise

Warranty and Support

Industry leading warranty features 2-year full warranty on parts and labor and 5-year limited warranty

Nationwide service network and U.S. based Friedrich expert technical team ensures you get fast, knowledgeable service



See warranty documentation for full details.

■ This is a bullet for a sustainability feature

Designed to deliver quiet, energy efficient operation and dependable performance backed by an exceptional warranty

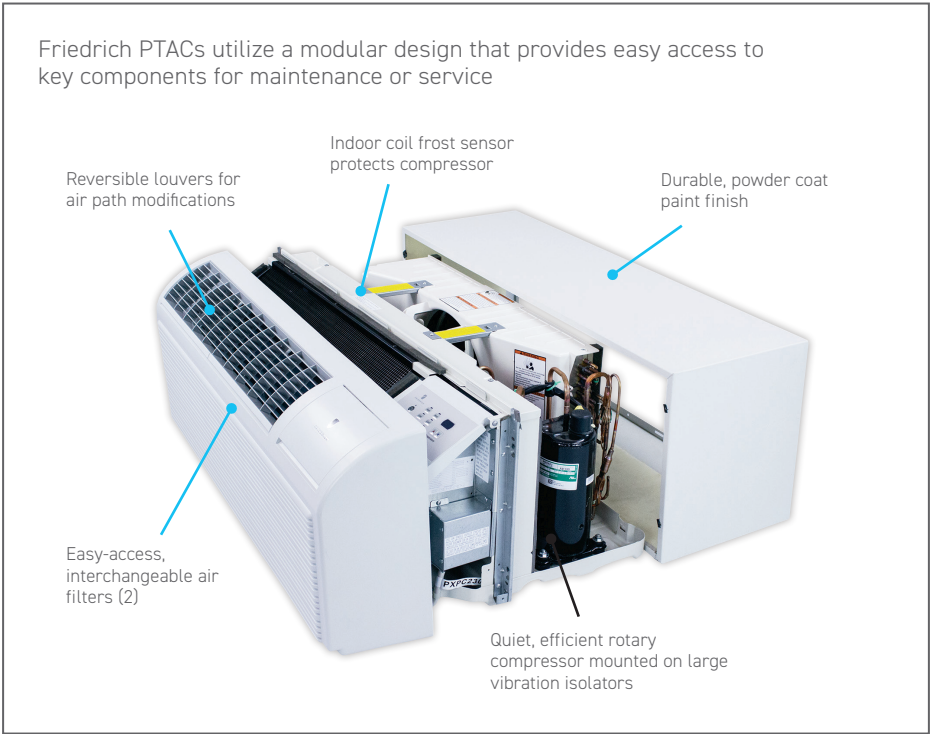

ZoneAire® Premier features advanced coil design to deliver exceptional energy efficiency

The curved coil design of the Premier Series maximizes the internal surface area to deliver higher efficiencies

Key components can be easily accessed by your maintenance team so units can be removed, serviced and placed back in service faster.

Diamonblue™ Advanced Corrosion Protection

Indoor and outdoor coils are coated to resist corrosion in harsh outdoor environments



Friedrich PTACs utilize a modular design that provides easy access to key components for maintenance or service

- Reversible louvers for air path modifications
- Indoor coil frost sensor protects compressor
- Durable, powder coat paint finish
- Easy-access, interchangeable air filters (2)
- Quiet, efficient rotary compressor mounted on large vibration isolators

IMPORTANT NOTE: Sleeves are sold and shipped separately to accommodate new construction and replacement requirements. Fits other PTAC sleeves without the added expense of a baffle kit.



Easy to read and use digital controls



Large tangential fan provides smooth, powerful airflow

CAPACITY RANGE

Electric Heat

COOLING

7,200-14,800 Btu
EERs up to 13.3

ELECTRIC HEAT

8,300-17,000 Btu
up to 5kw

Heat Pump

COOLING

7,200-15,000 Btu
EERs up to 13.3

HEATING

5,800-13,800 Btu
Up to 3.6 COP

AUXILIARY ELECTRIC HEAT

8,300-17,000 Btu up to 5kw

Receptacles and Fuse Types						
Voltage	230V			265V		
Amps	15	20	30	15	20	30
Heater Size	2.5 kW	3.5 kW	5.0 kW	2.5 kW	3.5 kW	5.0 kW
Receptacles						
NEMA# Receptacle	6-15R	6-20R	6-30R	7-15R	7-20R	7-30R
NEMA# Plug	6-15P	6-20P	6-30P	7-15P	7-20P	7-30P

Standard power cord installed on each unit (7-12k-3.5KW), (15K-5.0 KW)

ZoneAire® Premier features

Durable & Reliable Construction

Stainless steel endplates reduce outdoor coil corrosion

Galvanized zinc coated steel wall sleeve and steel base pan undergo an 11-step preparation process, are powder coated with a polyester finish and cured in an oven for exceptional durability

Additional heating element bottom plate above an improved heat shield provides extra thermal protection

Additional thermistor on the blower scroll outlet regulates internal temperature

Factory run-tested units reduce problems in the field

Internal diagnostic program can alert maintenance to component failures or operating problems. Fourteen numeric service error codes stored in memory facilitate rapid unit diagnostics

Room freeze protection initiates heat if temperature falls to 40°F in an unoccupied room

Random compressor restart protects electrical systems from overload when power is restored

Tamper-resistant, anodized stamped aluminum grille withstands chalking and oxidation

Break-proof control door design maintains the integrity of the unit

Indoor coil frost sensor protects the compressor to lengthen the life of the unit

Diamonblue™ Advanced Corrosion Protection protects the outdoor coil from harsh environments

Energy Efficient & Energy Smart

- **Super-efficient refrigeration design** with EERs up to 13.3 and COP up to 3.6
- **R-32 refrigerant** with low Global Warming Potential
- **Exceptional energy management thermostats available (wired & wireless)** with integrated occupancy sensor, five distinct energy presets and comprehensive remote management capability*
- **Advanced coil design** adds more surface area leading to higher efficiencies
- **Thicker steel inner-wall and foam construction** decreases thermal transfer and energy loss
- **Energy efficient heat pump models** available in the complete line
- **Electronic defrost control** ensures more run time in efficient heat pump mode
- **Electronic temperature limiting** to adjust low/high temperature range limits for reduced energy usage
- **Slinger ring technology** in condensate removal system cools the coil and increases efficiency
- **Desk control ready** to allow hotel owners to control units from a central location

Sound Reduction Technology

Two permanently lubricated fan motors for added durability and reduced sound levels indoors

Quiet, efficient rotary compressor mounted with vibration isolators to keep the compressor running smoothly and quietly

High-density insulation and steel inner wall block outdoor noise

Tangential blower wheel creates a wide path air flow that reaches the furthest corner of the guest room more quietly than conventional fans

Comfort, Health & IAQ

A full complement of Indoor Air Quality Products has been certified through installation and testing to ensure exceptional air quality is achieved when FreshAir IAQ accessories are added

Dehumidification removes up to 3.17 pints/hour of moisture in cool mode to improve comfort and reduce the chance of mold and mildew growth

Constant Fan mode provides continuous fan operation in cooling or heating modes to create a steady stream of white noise that masks sound level changes when the compressor cycles on/off

Fresh air damper brings in fresh outside air when desired

Intuitive unit controls are user friendly with easy-to-read LED display that can show either set-point or actual room temperature as selected by owner

Instant Heat on heat pump models quickly heats a room to the desired temperature for increased comfort

Even-heat monitoring checks room temperature and automatically adds heat boost if necessary

Automatic periodic sampling of room temperature to ensure desired conditions are maintained

Reversible indoor air louvers to easily change airflow direction

Ease of Maintenance & Installation

Modular product design ensures easy access to key components for cleaning and repairs; including washable, lift-out air filters

Remote thermostat pop-out wiring module allows easier wiring and unit change out without rewiring thermostat

Standard power cord installed on each unit (7-12k-3.5KW), (15K-5.0 KW)


Compact front is designed to preserve indoor floor space with a depth of 7 1/4 inches

Surehold Front Cover System® securely attaches the front each time

Inner wall service plate provides service access to tangential blower bearing without having to open up the entire inner wall

Easy access filters simplify maintenance and extend the life of the product

Unit may be installed flush with the floor



* Energy management capability requires purchase of additional hardware and activation fee.

➤ This is a bullet for a sustainability feature



ZoneAire® Premier PTAC

SPECIFICATIONS (PRELIMINARY)

ELECTRIC HEAT MODELS, R-32 REFRIGERANT

Models ending in 'K' are 230/208V, models ending in 'R' are 265V

Model	PDE07K3SGR3	PDE07R3SGR3	PDE09K3SGR3	PDE09R3SGR3	PDE12K3SGR3	PDE12R3SGR3	PDE15K3SGR3	PDE15R3SGR3
PERFORMANCE DATA								
Cooling Btu	7,400/7,200	7,500	10,200/9,900	10,000	12,300/12,100	12,300	14,700/14,400	14,800
Cooling Watts	560/540	560	810/790	800	1,060/1,020	1,060	1,420/1,380	1,400
Energy Efficiency Ratio, EER	13.0/13.0	13.3	12.5/12.5	12.5	11.6/11.8	11.6	10.4/10.6	10.6
Heater Size (kW)	3.6	3.6	3.6	3.6	3.6	3.6	5	5
Moisture Removal (pints/hr.)	1.69	1.69	2.11	2.11	2.74	2.74	3.17	3.17
Sensible Heat Ratio	86%	86%	85%	85%	75%	75%	67%	67%
ELECTRICAL DATA								
Voltage (1 Phase, 60 Hz)	230/208	265	230/208	265	230/208	265	230/208	265
Volt Range	253 – 187	292 – 239	253 – 187	292 – 239	253 – 187	292 – 239	253 – 187	292 – 239
Current (Amps)	2.4/2.6	2.1	3.6/3.9	3.2	4.7/5.0	4.0	6.0/6.5	5.3
Power Factor	0.97	0.97	0.97	0.97	0.97	0.97	0.97	0.97
Compressor LRA	13.0	12.0	17.0	15.0	30.0	21.0	35.2	26.0
Compressor RLA	2.16	2.2	3.1	3.4	4.0	3.3	5.0	6.4
Outdoor Fan Motor, HP	0.080	0.080	0.080	0.080	0.086	0.086	0.086	0.086
AIRFLOW DATA								
Indoor CFM, HIGH	311.9	311.9	330	330	341.33	341.33	341	341.33
Indoor CFM, LOW	282.48	282.48	282	282	306.02	306.02	306	306.02
Vent CFM	75	75	75	75	75	75	75	75
PHYSICAL DATA								
Sleeve Dimensions (H x W x D)	16" x 42" x 13 3/4" (all models)							
Dimensions with Front (H x W x D)	16" x 42" x 21 1/2" (all models)							
Cut Out Dimensions (H x W x D)	16 1/4" x 42 1/4" (all models)							
Net Weight (lbs.)	110.25	110.25	110.3	110.3	114.66	114.66	114.7	114.7
Shipping Weight (lbs.)	132.3	132.3	132.3	132.3	136.71	136.71	136.7	136.7
R-32 Charge (oz.)	17.64	17.64	17.28	17.28	21.16	21.16	19.75	19.79
Dimensions with Packaging (inches)	17 7/8" x 45" x 25 1/4" (all models)							

Due to continuing research in new energy-saving technology, specifications are subject to change without notice. Warranty limited to installations in the United States, Puerto Rico, Mexico and Canada only. See warranty documentation for full details



ZoneAire® Premier PTAC

SPECIFICATIONS (PRELIMINARY)

HEAT PUMP MODELS, R-32 REFRIGERANT

Models ending in 'K' are 230/208V, models ending in 'R' are 265V

Model	PDH07K3SGR3	PDH07R3SGR3	PDH09K3SGR3	PDH09R3SGR3	PDH12K3SGR3	PDH12R3SGR3	PDH15K5SGR3	PDH15R5SGR3
PERFORMANCE DATA								
Cooling Btu	7,400/7,200	7,300	9,700/9,400	9,800	12,100/11,900	12,000	14,600/14,200	14,500
Cooling Watts	570/560	560	800/780	810	1,040/1,000	1,030	1,400/1,360	1,390
Energy Efficiency Ratio, EER	13.0/13.0	13.0	12.1/12.1	12.1	11.6/11.8	11.6	10.4/10.4	10.4
Heater Size (kW)	3.6	3.6	3.6	3.6	3.6	3.6	5	5
Reverse Heating Btu	6,000/5,800	6,000	8,500/8,200	8,600	10,900/10,700	10,700	13,800/13,300	13,300
Heating Watts	490/460	490	690/670	690	940/900	920	1,310/1,250	1,250
COP (W/W)	3.6/3.6	3.6	3.6/3.6	3.65	3.4/3.46	3.4	3.1/3.1	3.1
Moisture Removal (pints/hr.)	1.69	1.69	2.11	2.11	2.75	2.75	3.17	3.17
Sensible Heat Ratio	83/80%	83%	75%	75%	70%	70%	---	---
ELECTRICAL DATA								
Voltage (1 PHASE, 60 Hz)	230/208	265	230/208	265	230/208	265	230/208	265
Volt Range	253-187.2	238.5-291.5	253-187	292-239	253-187	292-239	253-187	292-239
Current (Amps)	2.4/2.6	2.1	3.6/3.9	3.1	4.6/4.9	4	6.0/6.5	5.3
Reverse Heat (Amps)	2.1/2.3	1.8	3.1/3.2	2.6	4.1/4.3	3.5	5.6/5.9	4.7
Power Factor	0.99/1.0	1.0	0.99	0.99	0.99	0.99	---	---
Compressor LRA	13	12	17	15	30	21	35.2	26
Compressor RLA	2.16	2.2	3.1	3.4	4.0	4.5	5	6.4
Outdoor Fan Motor, HP	0.08	0.08	0.08	0.08	0.08	0.08	0.08	0.08
AIRFLOW DATA								
Indoor CFM, HIGH	311.9	311.9	330	330	340	341	341	341
Indoor CFM, LOW	282.48	282.48	282	282	306	306	306	306
Outdoor Air	75	75	52	52	52	52	75	75
PHYSICAL DATA								
Sleeve Dimensions (H x W x D)	16" x 42" x 13 3/4" (all models)							
Dimensions with front (H x W x D)	16" x 42" x 21" (all models)							
Cut Out Dimensions (H x W)	16 1/4" x 42 1/4" (all models)							
Net Weight (lbs.)	112.45	112.45	115	115	119	119	120	120
Shipping Weight (lbs.)	134.5	134.5	135	135	141	141	142	142
R-32 Charge (oz.)	27.51	27.51	24.7	24.7	20.92	28.9	29.63	28.57
Dimensions with Packaging (inches)	17 7/8" x 45" x 25 1/4" (all models)							

Due to continuing research in new energy-saving technology, specifications are subject to change without notice. Warranty limited to installations in the United States, Puerto Rico, Mexico and Canada only. See warranty documentation for full details



ZoneAire® Select PTAC

Excellent efficiency & quality

Exceptional value, with reliable performance backed by an outstanding warranty



Durable Construction

Superior materials and design reduce sound levels and improve overall guest satisfaction

Aluminum endplates reduce corrosion of the outdoor coil

Galvanized zinc coated steel wall sleeve and steel base pan undergo an 11-step preparation process, are powder coated with a polyester finish, and are oven-cured at high temperature for exceptional durability

Factory run-tested units reduce problems in the field

Internal diagnostic program can alert maintenance to component failures or operating problems

Room freeze protection initiates heat if the temperature falls to 50°F inside an unoccupied guest room


Random compressor restart protects electrical systems from overload when power is restored

Tamper-resistant, anodized stamped aluminum grille withstands chalking and oxidation

Break proof control door design maintains the integrity of the unit

Indoor coil frost sensor protects the compressor to lengthen the life of the unit

Friedrich PTACs utilize a modular design that provides easy access to key components for maintenance or service



IMPORTANT NOTE: Sleeves are sold and shipped separately to accommodate new construction and replacement requirements. Fits other PTAC sleeves without the added expense of a baffle kit.

ZoneAire® Select features

Energy Efficient & Energy Smart

- ✔ **Super-efficient refrigeration design** with EERs up to 11.9 and COP up to 3.5
- ✔ **R-32 refrigerant** with low Global Warming Potential
- ✔ **Exceptional energy management thermostats available (wired & wireless)** with integrated occupancy sensor, five distinct energy presets and comprehensive remote management capability*
- ✔ **Energy efficient heat pump models** available in our complete line
- ✔ **Electronic defrost control** ensures more run time in efficient heat pump mode
- ✔ **Electronic temperature limiting** to adjust low/high temperature range limits for reduced energy usage
- ✔ **Slinger ring technology** in condensate removal system cools the coil and increases efficiency
- ✔ **Central desk control ready** to allow hotel owners to control units from a central location

Comfort, Health & IAQ

A full complement of Indoor Air Quality Products has been certified through installation and testing to ensure exceptional air quality is achieved when FreshAire® IAQ accessories are added

Dehumidification removes up to 4.4 pints/hr of moisture in cool mode to improve comfort and reduce the chance of mold and mildew growth

Fresh air damper brings in fresh outside air when desired

Intuitive unit controls are user friendly with easy-to-read LED display that can show either set-point or actual room temperature as selected by owner

Air filters are easy to access and washable

Instant Heat heat pump mode quickly heats a room to the desired temperature for increased comfort

Automatic periodic sampling of room temperature every nine minutes to ensure desired conditions are maintained

Reversible indoor air louvers to easily change direction of airflow

Diamonblue™ Advanced Corrosion Protection

Indoor and outdoor coils are coated to resist corrosion in harsh outdoor environments

Ease of Maintenance & Installation

Modular product design ensures easy access to key components for cleaning and repairs, including washable, lift-out air filters

Remote thermostat pop-out wiring module allows easier wiring and unit change out without rewiring thermostat

Surehold Front Cover System® securely attaches the front each time

May be installed flush with the floor

Sound Reduction Features

Two permanently lubricated fan motors for added durability and reduced sound levels indoors

Quiet, efficient rotary compressor mounted with vibration isolators to keep the compressor running smoothly and quietly

High-density insulation and steel inner wall block outdoor noise

Tangential blower wheel creates a wide path air flow that reaches the furthest corner of the guest room more quietly than conventional fans

CAPACITY RANGE

Electric Heat

COOLING

6,800-14,500 Btu
Up to 12.0 EER

Heat Pump

COOLING

6,800-14,500 Btu
Up to 11.9 EER

HEATING

5,800-13,600 Btu
Up to 3.5 COP



Large tangential fan provides optimum airflow


Warranty & Service

2-year full warranty on parts and labor and 5-year limited warranty

Nationwide service network and U.S.-based Friedrich expert technical team ensures you get fast, knowledgeable service



See warranty documentation for full details.



* Energy management capability requires purchase of additional hardware and activation fee.

✔ This is a bullet for a sustainability feature



ZoneAire® Select PTAC

SPECIFICATIONS (PRELIMINARY)

ELECTRIC HEAT MODELS, R-32 REFRIGERANT

Models ending in 'K' are 230/208V, models ending in 'R' are 265V

Model	PZE07K3SC	PZE09K3SC	PZE09R3SC	PZE12K3SC	PZE12R3SC	PZE15K5SC
PERFORMANCE DATA						
Cooling Btu	7,000/6,800	9,300/9,100	9,000	12,000/11,800	12,300	14,500/14,300
Cooling Watts	585/565	800/785	780	1,110/1,090	1,150	1,450/1,430
Energy Efficient Ratio, EER	12.0/12.0	11.6/11.6	11.5	10.8/10.8	10.7	10.0/10.0
Heater Size (kW)	3.6	3.6	3.6	3.6	3.6	5.0
Moisture Removal (pints/hr.)	0.69	1.37/1.69	1.1	2.32/2.56	2.81	4.29/4.44
Sensible Heat Ratio	89%	86%	84%	77%	75.7%	68.1%
ELECTRICAL DATA						
Voltage (1 PHASE, 60 Hz)	230/208	230/208	265	230/208	265	230/208
Volt Range	253-187	250-187	292-239	253-287	292-239	253-187
Current (Amps)	2.6/2.7	3.48/3.77	4.2	4.82/5.24	5.92	6.3/6.87
Power Factor	0.93/0.95	0.97/0.98	0.98	0.99/0.98	0.98	0.99/0.98
Compressor LRA	13.4	17.5	16.0	23.9	21.0	34.7
Compressor RLA	2.4	3.43	2.45	4.51	4.3	6.4
Outdoor Fan Motor, HP	0.07	0.07	0.07	0.07	0.07	0.07
AIRFLOW DATA						
Indoor CFM, HIGH	350	390	390	450	450	450
Indoor CFM, LOW	330	330	330	340	340	340
Vent CFM	75	75	75	75	75	75
PHYSICAL DATA						
Sleeve Dimensions (H x W x D)	16" x 42" x 13 3/4" (all models)					
Dimensions with Front (H x W x D)	16" x 42" x 21 1/2" (all models)					
Cut Out Dimensions (H x W x D)	16 1/4" x 42 1/4" (all models)					
Net Weight (lbs.)	90	94	94	106	94	107
Shipping Weight (lbs.)	103	105	105	117	105	118
R-32 Charge (oz.)	17.6	18.7	19.0	21.5	22.2	27.5
Dimensions with Packaging (inches)	19 3/4" x 43 1/2" x 23" (all models)					

Due to continuing research in new energy-saving technology, specifications are subject to change without notice. Warranty limited to installations in the United States, Puerto Rico, Mexico and Canada only. See warranty documentation for full details



ZoneAire® Select PTAC

SPECIFICATIONS (PRELIMINARY)

HEAT PUMPS MODELS, R-32 REFRIGERANT

Models ending in 'K' are 230/208V, models ending in 'R' are 265V

Model	PZH07K3SC	PZH07K2SC	PZH09K3SC	PZH09R3SC	PZH12K3SC	PZH12K5SC	PZH12R3SC	PZH15K3SC	PZH15K5SC
PERFORMANCE DATA									
Cooling Btu	7,000/6,800	7,200/6,800	9,200/9,000	9,000	12,000/11,800	12,000/11,800	12,300	14,500/14,300	14,500/14,300
Cooling Watts	590/570	605/570	805/790	780	1,130/1,110	1,130/1,110	1,150	1,450/1,430	1,450/1,430
Energy Efficient Ratio, EER	11.9/11.9	11.9/11.9	11.4/11.4	11.5	10.6/10.6	10.6/10.6	10.7	10.0/10.0	10.0/10.0
Heater Size (kW)	3.6	3.6	3.6	3.6	3.6	3.6	3.6	5.0	5.0
Reverse Heating Btu	6,000/5,800	6,000/5,800	8,000/7,800	8,200	10,400/10,200	10,400/10,200	10,800	13,600/13,200	13,600/13,200
Heating Watts	500/485	500/485	690/670	685	895/880	895/880	1,005	1,245/1,210	1,245/1,210
COP	3.5/3.5	3.5/3.5	3.4/3.4	3.5	3.4/3.4	3.4/3.4	3.2	3.2/3.2	3.2/3.2
Moisture Removal (pints/hr.)	0.69	TBD	1.37/1.69	1.1	2.32/2.56	2.32/2.56	2.81	4.29/4.44	4.29/4.44
Sensible Heat Ratio	0.89	0.98	0.85	0.86	0.78	0.78	0.753	0.68	0.68
ELECTRICAL DATA									
Voltage (1 PHASE, 60 Hz)	230/208	230/208	230/208	265	230/208	230/208	265	230/208	230/208
Volt Range	253-187	253-187	253-187	292-239	253-187	253-187	292-239	253-187	253-187
Current (Amps)	2.6/2.8	2.63/2.74	3.6/3.9	3.1	5.0/5.4	4.9/5.3	5.1	6.3/6.9	6.4/7.0
Reverse Heat. Amps	2.3/2.4	2.1/2.3	3.1/3.3	3.1	4.0/4.4	3.9/4.2	4.5	5.4/5.8	5.5/6.0
Power Factor	0.93/0.95	0.93/0.95	0.97/0.98	0.98	0.99/0.98	0.99	0.98	0.99/0.98	0.99/0.98
Compressor LRA	13.4	13.4	17.5	16.0	23.9	23.9	21.0	34.7	34.7
Compressor RLA	2.4	2.4	3.43	2.45	4.51	4.51	4.3	6.4	6.4
Outdoor Fan Motor, HP	0.07	0.07	0.07	0.06	0.07	0.07	0.08	0.07	0.07
AIRFLOW DATA									
Indoor CFM, HIGH	350	424	390	390	450	412	450	471	450
Indoor CFM, LOW	330	365	330	330	340	365	340	412	340
Vent CFM	75	75	75	75	75	75	75	75	75
PHYSICAL DATA									
Sleeve Dimensions (H x W x D)	16" x 42" x 13 3/4" (all models)								
Dimensions with Front (H x W x D)	16" x 42" x 21 1/2" (all models)								
Cut Out Dimensions (H x W x D)	16 1/4" x 42 1/4" (all models)								
Net Weight (lbs.)	92.6	92.6	95	94	107	107	94	108	108
Shipping Weight (lbs.)	104	104	106	105	118	118	105	119	119
R-32 Charge (oz.)	17.6	17.6	18.7	19.0	21.5	21.5	22.2	27.5	27.5
Dimensions with Packaging (inches)	19 3/4" x 43 1/2" x 23" (all models)								

Due to continuing research in new energy-saving technology, specifications are subject to change without notice. Warranty limited to installations in the United States, Puerto Rico, Mexico and Canada only. See warranty documentation for full details



Advanced energy management

for Friedrich PTACs & Vert-I-Parks

NEW AND IMPROVED DESIGN

Featuring a sleek design with an intuitive user interface and fingerprint-resistant glass for an enhanced user experience.

REAL-TIME OCCUPANCY SENSOR

Integrated Occupancy Sensor uses a combination of motion and thermal sensing technologies for accurate occupancy detection at all times.

7-DAY PROGRAMMABLE

Tailored for maximum energy savings based on daily routines and personalized temperature schedules for each day of the week.

REMOTE MANAGEMENT*

Provides expansive solutions for remote monitoring and configuration from any computer or mobile device connected to the internet.

WIRELESS MESH NETWORK

Eliminates the need for additional networking equipment such as signal repeaters or multiple data collection boxes.

ROOM STATUS

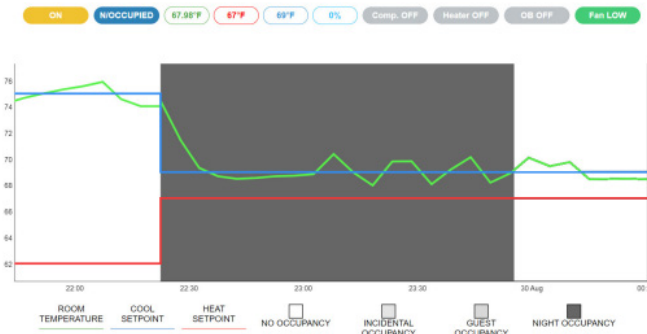
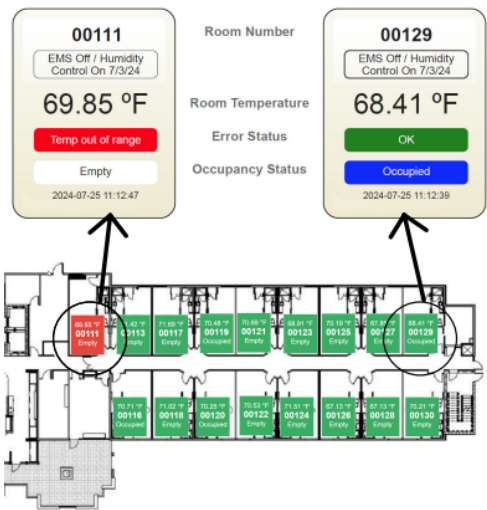
Displays operation, occupancy and energy efficiency status of each room.

ERROR ALERT

Built-in diagnostic tools to automatically send email alert notifications to hotel staff. Room tab will appear red when attention. Different users will receive an alert notification for settings.



Friedrich's EMRT4A/B and EMWRT4A/B



GRAPHICAL ROOM VIEW

Examine up to 30 days of room temperature, humidity, set points and occupancy modes.

TEMPERATURE SETBACK AND OPTIMIZATION

Automatically adjusts the temperature when the room is unoccupied in order to save energy. Continuously monitors and adjusts temperature rate in the room to maximize energy savings.

ENERGY REPORTS

Monitor energy use and can even evaluate the performance of energy saving features.

RUNTIME REPORTS

Provides average compressor and heater runtime percentage per day.



Accessories

WALL SLEEVE

PDXWSEZ

Easy snap-together design. Galvanized, zinc-coated steel with a polyester finish. The wall sleeve is insulated for thermal efficiency and noise reduction.

PDXWSA

Galvanized steel is prepared in a multi-step process for stronger paint adhesion, then powder coated with a polyester finish and cured in an oven for exceptional durability. The wall sleeve is already assembled and insulated for thermal efficiency and noise reduction.

SLEEVE DIMENSIONS: 16" H x 42" W x 13 3/4" D

CUT OUT DIMENSIONS: 16 1/4" H x 42 1/4" W

FRONT COVER DIMENSIONS: 16" H x 42" W x 7 3/4" D

DEEP WALL SLEEVES

PDXWSEXT18

For walls up to 17 1/2" deep.

PDXWSEXT24

For walls up to 23 1/2" deep.

PDXWSEXT (Custom depth wall sleeve)

One-piece, extended wall sleeve with built-in baffle for walls from 13 1/4" to 25 1/2" deep are available by special order.



PDXWSEZ



PDXWSA



Deep wall sleeve extension PDXWSEXT18 shown with weather panel in place.

DIGITAL REMOTE THERMOSTAT

RT7P

24v, Wired (7 Std), single stage, wall-mounted, 7-day programmable thermostat, three fan speeds (auto/low/high), and an easy-to-read large backlight display.

RT7

24v, Wired (7 Std), non-programmable, wall-mounted thermostat (unit powered capable), three fan speeds (auto/low/high), and an easy-to-read backlight display.

WRT2

Wireless wall-mounted thermostat (battery powered). qWireless transmitter (24v), 7-day programmable, three fan speeds (auto/low/high), and an easy to read large backlight display.



RT7P



RT7



WRT2



ENERGY MANAGEMENT THERMOSTATS

VRPXEMRT4

VRPXEMWRT4 (FRESH Aire® PTAC CONTROLLERS)

VRPXEMRT4 wired wall controller, and VRPXEMWRT4 wireless controller with occupancy sensor designed for FreshAire® PTAC control. Built-in RH control to maximize FreshAire® PTAC capabilities. Used with EMOCT for HVAC energy management.

EMWRT4

Wireless thermostat with occupancy sensor. Built in RH control to maximize FreshAire® capabilities. Used with EMOCT for HVAC energy management .

EMRT4

Wired thermostat with occupancy sensor.

EMRAF

Remote access fee.

EMOCT

Online connection kit for Energy Management.



EMWRT4, EMRT4,
VRPXEMRT4, VRPXEMWRT4

EMOCT

*NOTE: The FreshAire® PTAC when paired with 12v wall controller VRPXEMRT4 or VRPXEMWRT4 will operate as a fully variable speed unit. When used with other compatible 24v thermostats, the unit will operate at multiple speeds in either cooling or heating mode.

REMOTE THERMOSTAT ESCUTCHEON KIT

PDXRTA For use with ZoneAire® Premier only (10 pack)

PDXRTB for use with ZoneAire® Select and FreshAire® PTACs (10 pack)

Kit contains escutcheons that can be placed over the factory control buttons (recommended when a remote wall mounted thermostat is used as controls become inoperable). The escutcheon directs the user to the wall thermostat for operation and retains the LED window to display error codes and diagnostic information. 10 pack.



PDXRTA



PDXRTB

CONDUIT KIT /JUNCTION BOX PXCJA

Hard wire conduit kit with junction box for 208/230V and 265V units (subbase not required). Kit includes a means of quick disconnect for easy removal of the chassis.



PXCJA

STANDARD GRILLE PXGA

Standard, stamped, anodized aluminum to resist chalking and oxidation.



PXGA

ARCHITECTURAL GRILLES

Architectural grilles consist of heavy gauge 6063-T5 aluminum alloy.

PXAA Clear extruded aluminum.

PXBG Beige acrylic enamel.

PXSC Available in custom colors.



PXAA

DECORATIVE SUBBASE (black) PXSBA

Provides unit support for walls less than six inches thick. Includes leveling legs, side filler panels and mounting brackets for electrical accessories. Accepts circuit breaker, power disconnect switch and conduit kit.



PXSBA

ELECTRICAL SUBBASE

Provides unit support for walls less than six inches thick. Includes leveling legs, side filler panels, mounting brackets, a plug-in receptacle and field-wiring access. The subbase also includes electrical knockouts for power disconnect switch or circuit breaker.



PXSB

PXSB23020	Electrical Subbase - 230V 15 & 20A
PXSB23030	Electrical Subbase - 230V 30A
PXSB26515	Electrical Subbase - 265V 15A
PXSB26520	Electrical Subbase - 265V 20A
PXSB26530	Electrical Subbase - 265V 30A

SUBBASE DISCONNECT SWITCH PXDS

POWER CORDS

Universal power cords enable properties to select the appropriate heater size. Reference the adjacent table for power cord options.



PXDS

ZONEAIRE® PREMIER	FRESHFAIRE®		Length
PXPC23015A	PXPCFA23015	LCDI 230V 15A Cord - 2.5 kW	67 in.
PXPC23020A	PXPCFA23020	LCDI 230V 20A Cord - 3.5 kW	67 in.
PXPC23030A	PXPCFA23030	LCDI 230V 30A Cord - 5.0 kW	67 in.
PXPC26515A	PXPCFA26515	Non-LCDI 265V 15A Cord - 2.5 kW	27 1/2 in.
PXPC26520A	PXPCFA26520	Non-LCDI 265V 20A Cord - 3.5 kW	27 1/2 in.
PXPC26530	PXPCFA26530	Non-LCDI 265V 30A Cord - 5.0 kW	27 1/2 in.

PXFTA (ZONEAIRE® PREMIER)

PXFTB (ZONEAIRE® SELECT AND FRESHFAIRE® MODELS)

Air filters. 10 pack. Each PTAC requires 2 filters.



PXFTA



PXFTB

PXFAFT10 (FRESHFAIRE® MODELS)

Replacement Merv 8 filters. 10 pack. Each PTAC requires 1 filter.



PXFAFT10

LATERAL DUCT ADAPTER PDXDAA

Attaches to the Friedrich PTAC/PTHP unit to direct up to 35% of the total airflow to a second room. The unit-mounted duct plenum features a front-mounted aluminum grille that has two positions to provide the most optimal air direction. The air may be directed to either the left or the right of the unit through the supplied 3 1/2" H x 7" W x 47" L plenum. Plenum may be cut to length by the installer. Kit includes duct plenum, front grille, 47" duct extension, duct discharge grille, duct end cap and all necessary mounting hardware.


LATERAL DUCT EXTENSION PDXDEA

Additional 3 1/2" H x 7" W x 47" L plenum used with the LATERAL DUCT ADAPTER. A maximum of three duct extensions may be used together.
Note: Ducted airflow is reduced as duct length is increased.

FreshAire® Purifier APWM1 (ALL MODELS) FreshAire® Purifier by iWaves features needlepoint bi-polar ionization to address any mold, bacteria, virus, allergens, and VOC's that may be in your air stream to ensure delivery of healthy, clean, purified air.

CONDENSATE DRAIN KIT PXDR10


Attaches to the bottom of the wall sleeve for internal draining of condensate, or to the rear wall sleeve flange for external draining. Recommended for all units to remove excess condensate. 10 pack.



PDXDAA and PDXDEA ship together



APWM1



PXDR10



*These products meet a stringent
set of our company's internally
defined sustainability standards*

FreshAire® PTAC models PVH09K, PVH09R, PVH12K, PVH12R

Warning: Coastal Region Installations. Friedrich Air Conditioning recommends that owners take necessary precautions to protect the interior space, furnishings, and hardware from corrosion when installing make-up air products in coastal applications. Our FreshAire PTAC delivers up to 52 CFM of direct outside make-up air into the space. If installed within 2 miles of a body of salt water, due to the high salt content of coastal air and the high latent load of the make-up air, premature corrosion will occur naturally on non-protected items. Friedrich Air Conditioning is not responsible for premature corrosion resulting from the use of make-up air products.

FreshAire PTAC may be covered under one or more of the following patents: 10,408,504 and 10,436,457. Additional patents pending.

Due to continuing research in new energy-saving technology, specifications are subject to change without notice. Warranty limited to installations in the United States, Puerto Rico, Mexico and Canada only. See warranty documentation for full details.



Friedrich Air Conditioning Co. | Friedrich.com

BR_PTAC_REV 09-11-24

