DAIKIN

EDUS121719A

R-410A

Engineering Data

- Heat Pump -

Multi-Split Type Air Conditioners

2MXS-N, 3/4MXS-R Series

INVERTER

Part 1 Multi-Split Type Air Conditioners 2MXS-N, 3/4MXS-R Series 1

1. Power Supply 3
2. Functions 4
3. Specifications 12
   - 3.1 Indoor Unit 12
   - 3.2 Outdoor Unit 21
   - 3.3 Combination Capacity: 2MXS18NMVJUA 24
   - 3.4 Combination Capacity: 3MXS24RMVJUA 28
   - 3.5 Combination Capacity: 4MXS36RMVJUA 44
4. Dimensions 80
   - 4.1 Indoor Unit 80
   - 4.2 Outdoor Unit 89
5. Wiring Diagrams 91
   - 5.1 Indoor Unit 91
   - 5.2 Outdoor Unit 95
6. Piping Diagrams 97
   - 6.1 Indoor Unit 97
   - 6.2 Outdoor Unit 100
7. Capacity Tables 102
   - 7.1 2MXS18NMVJUA 102
   - 7.2 3MXS24RMVJUA 111
   - 7.3 4MXS36RMVJUA 174
   - 7.4 Capacity Correction Factor by the Length of Refrigerant Piping (Reference) 314
8. Operation Limit 315
9. Fan Characteristics 316
   - 9.1 External Static Pressure 316
   - 9.2 Airflow Auto Adjustment 323
10. Sound Level 326
    - 10.1 Measuring Location 326
    - 10.2 Indoor Unit 327
    - 10.3 Outdoor Unit 334
11. Electric Characteristics 335

Part 2 Installation Manual 337

1. FTXR Series 338
   - 1.1 FTXR09/12/18TVJUW(S) 338
2. CTXS, FTXS, CDXS, FDXS Series 352
   - 2.1 Safety Considerations 352
   - 2.2 CTXS07LVJU, FTXS09/12LVJU 354
   - 2.3 FTXS15/18/24LVJU 365
   - 2.4 CDXS07/15/18/24LVJU, FDXS09/12LVJU 375

3. FDMQ Series 386
3.1 FDMQ09/12/15/18/24RVJU 386
4. FVXS Series 405
4.1 FVXS09/12/15/18NVJU 405
5. FFQ Series 422
5.1 FFQ09/12/15/18Q2VJU 422
5.2 <BYFQ60B3W1> Decoration Panel 442
5.3 <BYFQ60C2W1W(S)> Decoration Panel 445
6. Remote Controller 448
6.1 <BRC1E73> Wired Remote Controller for FDMQ, FFQ Series 448
6.2 <BRC082A43> Wireless Remote Controller for FDMQ Series 468
6.3 <BRC082A41W, BRC082A42W(S)> Wireless Remote Controller for FFQ Series 473
7. Outdoor Unit 480
7.1 2MXS18NMVJUA, 3MXS24RMVJUA, 4MXS36RMVJUA 480

Part 3 Operation Manual 499

1. FTXR, CTXS, FTXS, CDXS, FDXS, FVXS Series 500
1.1 Manual Contents and Reference Page 500
1.2 Safety Considerations 501
1.3 Names of Parts 503
1.4 Preparation before Operation 519
1.5 AUTO · DRY · COOL · HEAT · FAN Operation 523
1.6 Adjusting the Airflow Direction and Rate 526
1.7 COMFORT AIRFLOW / INTELLIGENT EYE Operation 536
1.8 POWERFUL Operation 541
1.9 POWERFUL / ECONO / OUTDOOR UNIT QUIET Operation 542
1.10 ECONO / OUTDOOR UNIT QUIET Operation 544
1.11 OUTDOOR UNIT QUIET Operation 545
1.12 ECONO Operation 546
1.13 TIMER Operation 547
1.14 WEEKLY TIMER Operation 551
1.15 Note for Multi System 563
1.16 Care and Cleaning 565
1.17 Troubleshooting 581
1.18 Quick Reference 597
2. FDMQ, FFQ Series 598
2.1 Manual Contents and Reference Page 598
2.2 FDMQ Series 599
2.3 FFQ Series 609
2.4 <BRC1E73> Wired Remote Controller for FDMQ, FFQ Series 617
2.5 <BRC082A43> Wireless Remote Controller for FDMQ Series 667
2.6 <BRC082A41W, BRC082A42W(S)> Wireless Remote Controller for FFQ Series 675

Part 4 Options 685

1. Option List 686
1.1 Indoor Unit 686
1.2 Outdoor Unit 688
2. Control Devices 689
2.1 <BRC944B2> Wired Remote Controller for Residential Air Conditioner 689
2.2 <BRCW901A03/08> Wired Remote Controller Cord 703
2.3 <BRP072A43> Wireless LAN Connection Adaptor 704
2.4 <KRP413BB1S> Wiring Adaptor for Timer Clock / Remote Controller 712
2.5 <DCS302C71> Central Remote Controller 716
2.6 <DCS301C71> Unified ON/OFF Controller 747
2.7 <DST301BA61> Schedule Timer Controller 754
2.8 <KRP928BB2S> Interface Adaptor for DIII-NET (Residential Air Conditioner) 773
2.9 <KRP1C74> Wiring Adaptor 776
2.10 <KRP1C75> Adaptor for Wiring 777
2.11 <KRP4A74> Wiring Adaptor for Electrical Appendices 778
2.12 <KRP4A98> Installation box for adaptor PCB 782
2.13 <KRP1BA101> Installation Box for Adaptor PCB 784
2.14 <KRCS01-4B> Remote Sensor 786
3. Options for Indoor Unit 789
3.1 <KDT25N32, KDT25N50> Insulation Kit for High Humidity 789
3.2 <BRYQ60A2W(S)> Sensor Kit 790
3.3 <KDBQ44BA60A> Panel Spacer 792
3.4 <KDDQ44XA60> Fresh Air Intake Kit 794
4. Options for Outdoor Unit 796
4.1 <KPW063A4> Air Direction Adjustment Grille 796
4.2 <KKG063A42> Back Protection Wire Net 798
4.3 <FTDBHML, KEH063A4E> Drain Pan Heater 799

Cautions

1. Air conditioners should not be installed in areas where corrosive gases, such as acid gas or alkaline gas, are produced.
2. If the outdoor unit is to be installed close to the sea shore, direct exposure to the sea breeze should be avoided and choose an outdoor unit with anti-corrosion treatment.

Part 1
Multi-Split Type Air Conditioners 2MXS-N, 3/4MXS-R Series

FTXR09TVJUW	CDXS07LVJU	2MXS18NMVJUA
FTXR09TVJUS	FDXS09LVJU	3MXS24RMVJUA
FTXR12TVJUW	FDXS12LVJU	4MXS36RMVJUA
FTXR12TVJUS	CDXS15LVJU	
FTXR18TVJUW	CDXS18LVJU	
FTXR18TVJUS	CDXS24LVJU	
CTXS07LVJU	FDMQ09RVJU	
FTXS09LVJU	FDMQ12RVJU	
FTXS12LVJU	FDMQ15RVJU	
FTXS15LVJU	FDMQ18RVJU	
FTXS18LVJU	FDMQ24RVJU	
FTXS24LVJU	FVXS09NVJU	
	FVXS12NVJU	
	FVXS15NVJU	
	FVXS18NVJU	
	FFQ09Q2VJU	
	FFQ12Q2VJU	
	FFQ15Q2VJU	
	FFQ18Q2VJU	

1. Power Supply 3
2. Functions 4
3. Specifications 12
   3.1 Indoor Unit 12
   3.2 Outdoor Unit 21
   3.3 Combination Capacity: 2MXS18NMVJUA 24
   3.4 Combination Capacity: 3MXS24RMVJUA 28
   3.5 Combination Capacity: 4MXS36RMVJUA 44

4. Dimensions 80
4.1 Indoor Unit 80
4.2 Outdoor Unit 89
5. Wiring Diagrams 91
5.1 Indoor Unit 91
5.2 Outdoor Unit 95
6. Piping Diagrams 97
6.1 Indoor Unit 97
6.2 Outdoor Unit 100
7. Capacity Tables 102
7.1 2MXS18NMVJUA 102
7.2 3MXS24RMVJUA 111
7.3 4MXS36RMVJUA 174
7.4 Capacity Correction Factor by the Length of Refrigerant Piping (Reference) 314
8. Operation Limit 315
9. Fan Characteristics 316
9.1 External Static Pressure 316
9.2 Airflow Auto Adjustment 323
10. Sound Level 326
10.1 Measuring Location 326
10.2 Indoor Unit 327
10.3 Outdoor Unit 334
11. Electric Characteristics 335

1. Power Supply

Indoor Unit		Outdoor Unit	Power Supply
FTXR, CTXS, FTXS Series	FTXR09TVJUW	2MXS18NMVJUA 3MXS24RMVJUA 4MXS36RMVJUA	1 phase, 208 - 230 V, 60 Hz
	FTXR09TVJUS		
	FTXR12TVJUW		
	FTXR12TVJUS		
	FTXR18TVJUW		
	FTXR18TVJUS		
	CTXS07LVJU		
	FTXS09LVJU		
	FTXS12LVJU		
	FTXS15LVJU		
	FTXS18LVJU		
	FTXS24LVJU		
CDXS, FDXS Series	CDXS07LVJU		
	FDXS09LVJU		
	FDXS12LVJU		
	CDXS15LVJU		
	CDXS18LVJU		
	CDXS24LVJU		
FDMQ Series	FDMQ09RVJU		
	FDMQ12RVJU		
	FDMQ15RVJU		
	FDMQ18RVJU		
	FDMQ24RVJU		
FVXS Series	FVXS09NVJU		
	FVXS12NVJU		
	FVXS15NVJU		
	FVXS18NVJU		
FFQ Series	FFQ09Q2VJU		
	FFQ12Q2VJU		
	FFQ15Q2VJU		
	FFQ18Q2VJU		

Note: Power Supply Intake ; Outdoor Unit

2. Functions

Category	Functions	FTXR09/12/18TVJUW(S)	Category	Functions	FTXR09/12/18TVJUW(S)
Basic Functions	Inverter (with inverter power control)	●	Health & Cleanliness	Air-purifying filter	—
	Operation limit for cooling	—		Titanium apatite deodorizing filter (option)	●
	Operation limit for heating	—		Longlife filter (option)	—
	PAM control	—		Air filter (prefilter)	●
Compressor	Oval scroll compressor	—		Wipe-clean flat panel	●
	Swing compressor	—		Washable grille	—
	Rotary compressor	—		Filter cleaning indicator	—
	Reluctance DC motor	—		Good-sleep cooling operation	—
Comfortable Airflow	Power-airflow flap (horizontal blade)	—	Timer	WEEKLY TIMER operation	●
	Power-airflow dual flaps (horizontal blade)	●		24-hour ON/OFF TIMER	●
	Power-airflow diffuser	—		72-hour ON/OFF TIMER	—
	Wide-angle louvers (vertical blades)	●		NIGHT SET mode	●
	Auto-swing (up and down)	●	Worry Free (Reliability & Durability)	Auto-restart (after power failure)	●
	Auto-swing (right and left)	●		Self-diagnosis (R/C, LED)	●
	3-D airflow	●		Wiring error check function	—
	COMFORT AIRFLOW operation	●		Anti-corrosion treatment of outdoor heat exchanger	—
Comfort Control	Auto fan speed	●			
	Indoor unit quiet operation	●	Flexibility	Multi-split/split type compatible indoor unit	●
	NIGHT QUIET mode (automatic)	—		Flexible power supply correspondence	—
	OUTDOOR UNIT QUIET operation (manual)	●		High ceiling application	—
	INTELLIGENT EYE operation	—		Chargeless	—
	2-area INTELLIGENT EYE operation	●		Either side drain (right or left)	●
	Quick warming function	—		Power selection	—
	Hot-start function	●		°F/°C changeover R/C temperature display (factory setting: °F)	●
	Automatic defrosting	—			
Operation	Automatic operation	●	Remote Control	Remote control adaptor (normal open pulse contact) (option)	●
	Program dry function	●			
	Fan only	●		Remote control adaptor (normal open contact) (option)	●
Lifestyle Convenience	POWERFUL operation (non-inverter)	—			
	POWERFUL operation (inverter)	●		DIII-NET compatible (adaptor) (option)	●
	Priority-room setting	—		Wireless LAN connection (option)	●
	COOL/HEAT mode lock	—	Remote Controller	Wireless	●
	HOME LEAVE operation	—		Wired (option)	●
	ECONO operation	●			
	Indoor unit **ON/OFF** button	●			
	Signal receiving sign	●			
	R/C with back light	●			
	Temperature display	—			

Note: ● : Available
— : Not available

Category	Functions	CTXS07LVJU	Category	Functions	CTXS07LVJU
Basic Functions	Inverter (with inverter power control)	●	Health & Cleanliness	Air-purifying filter	—
	Operation limit for cooling	—		Titanium apatite deodorizing filter	●
	Operation limit for heating	—		Longlife filter (option)	—
	PAM control	—		Air filter (prefilter)	●
Compressor	Oval scroll compressor	—		Wipe-clean flat panel	●
	Swing compressor	—		Washable grille	—
	Rotary compressor	—		Filter cleaning indicator	—
	Reluctance DC motor	—		Good-sleep cooling operation	—
Comfortable Airflow	Power-airflow flap (horizontal blade)	—	Timer	WEEKLY TIMER operation	●
	Power-airflow dual flaps (horizontal blade)	●		24-hour ON/OFF TIMER	●
	Power-airflow diffuser	—		72-hour ON/OFF TIMER	—
	Wide-angle louvers (vertical blades)	●		NIGHT SET mode	●
	Auto-swing (up and down)	●	Worry Free (Reliability & Durability)	Auto-restart (after power failure)	●
	Auto-swing (right and left)	●		Self-diagnosis (R/C, LED)	●
	3-D airflow	●		Wiring error check function	—
	COMFORT AIRFLOW operation	●		Anti-corrosion treatment of outdoor heat exchanger	—
Comfort Control	Auto fan speed	●			
	Indoor unit quiet operation	●	Flexibility	Multi-split/split type compatible indoor unit	—
	NIGHT QUIET mode (automatic)	—		Flexible power supply correspondence	—
	OUTDOOR UNIT QUIET operation (manual)	●		High ceiling application	—
	INTELLIGENT EYE operation	●		Chargeless	—
	2-area INTELLIGENT EYE operation	—		Either side drain (right or left)	●
	Quick warming function	—		Power selection	—
	Hot-start function	●		°F/°C changeover R/C temperature display (factory setting: °F)	●
	Automatic defrosting	—			
Operation	Automatic operation	●	Remote Control	Remote control adaptor (normal open pulse contact) (option)	●
	Program dry function	●			
	Fan only	●		Remote control adaptor (normal open contact) (option)	●
Lifestyle Convenience	POWERFUL operation (non-inverter)	—			
	POWERFUL operation (inverter)	●		DIII-NET compatible (adaptor) (option)	●
	Priority-room setting	—		Wireless LAN connection (option)	—
	COOL/HEAT mode lock	—	Remote Controller	Wireless	●
	HOME LEAVE operation	—		Wired (option)	●
	ECONO operation	●			
	Indoor unit **ON/OFF** button	●			
	Signal receiving sign	●			
	R/C with back light	●			
	Temperature display	—			

Note: ● : Available
— : Not available

Category	Functions	FTXS09/12LVJU	FTXS15/18/24LVJU	Category	Functions	FTXS09/12LVJU	FTXS15/18/24LVJU
Basic Functions	Inverter (with inverter power control)	●	●	Health & Cleanliness	Air-purifying filter	—	—
	Operation limit for cooling	—	—		Titanium apatite deodorizing filter	●	●
	Operation limit for heating	—	—		Longlife filter (option)	—	—
	PAM control	—	—		Air filter (prefilter)	●	●
Compressor	Oval scroll compressor	—	—		Wipe-clean flat panel	●	●
	Swing compressor	—	—		Washable grille	—	—
	Rotary compressor	—	—		Filter cleaning indicator	—	—
	Reluctance DC motor	—	—		Good-sleep cooling operation	—	—
Comfortable Airflow	Power-airflow flap (horizontal blade)	—	—	Timer	WEEKLY TIMER operation	●	●
	Power-airflow dual flaps (horizontal blade)	●	●		24-hour ON/OFF TIMER	●	●
					72-hour ON/OFF TIMER	—	—
	Power-airflow diffuser	—	—		NIGHT SET mode	●	●
	Wide-angle louvers (vertical blades)	●	●	Worry Free (Reliability & Durability)	Auto-restart (after power failure)	●	●
	Auto-swing (up and down)	●	●		Self-diagnosis (R/C, LED)	●	●
	Auto-swing (right and left)	●	●		Wiring error check function	—	—
	3-D airflow	●	●		Anti-corrosion treatment of outdoor heat exchanger	—	—
	COMFORT AIRFLOW operation	●	●				
Comfort Control	Auto fan speed	●	●	Flexibility	Multi-split/split type compatible indoor unit	●	●
	Indoor unit quiet operation	●	●				
	NIGHT QUIET mode (automatic)	—	—		Flexible power supply correspondence	—	—
	OUTDOOR UNIT QUIET operation (manual)	●	●		High ceiling application	—	—
					Chargeless	—	—
	INTELLIGENT EYE operation	●	●		Either side drain (right or left)	●	●
	2-area INTELLIGENT EYE operation	—	—		Power selection	—	—
	Quick warming function	—	—		°F/°C changeover R/C temperature display (factory setting: °F)	●	●
	Hot-start function	●	●				
	Automatic defrosting	—	—	Remote Control	Remote control adaptor (normal open pulse contact) (option)	●	●
Operation	Automatic operation	●	●				
	Program dry function	●	●		Remote control adaptor (normal open contact) (option)	●	●
	Fan only	●	●				
Lifestyle Convenience	POWERFUL operation (non-inverter)	—	—		DIII-NET compatible (adaptor) (option)	●	●
	POWERFUL operation (inverter)	●	●		Wireless LAN connection (option)	—	—
	Priority-room setting	—	—	Remote Controller	Wireless	●	●
	COOL/HEAT mode lock	—	—		Wired (option)	●	●
	HOME LEAVE operation	—	—				
	ECONO operation	●	●				
	Indoor unit **ON/OFF** button	●	●				
	Signal receiving sign	●	●				
	R/C with back light	●	●				
	Temperature display	—	—				

Note: ● : Available
— : Not available

Category	Functions	CDXS07/15/18/24LVJU FDXS09/12LVJU with wired R/C	CDXS07/15/18/24LVJU FDXS09/12LVJU with wireless R/C	Category	Functions	CDXS07/15/18/24LVJU FDXS09/12LVJU with wired R/C	CDXS07/15/18/24LVJU FDXS09/12LVJU with wireless R/C
Basic Functions	Inverter (with inverter power control)	●	●	Health & Cleanliness	Air-purifying filter	—	—
	Operation limit for cooling	—	—		Titanium apatite deodorizing filter	—	—
	Operation limit for heating	—	—		Longlife filter (option)	—	—
	PAM control	—	—		Air filter (prefilter)	●	●
Compressor	Oval scroll compressor	—	—		Wipe-clean flat panel	—	—
	Swing compressor	—	—		Washable grille	—	—
	Rotary compressor	—	—		Filter cleaning indicator	—	—
	Reluctance DC motor	—	—		Good-sleep cooling operation	—	—
Comfortable Airflow	Power-airflow flap (horizontal blade)	—	—	Timer	WEEKLY TIMER operation	—	—
	Power-airflow dual flaps (horizontal blade)	—	—		24-hour ON/OFF TIMER	●	●
					72-hour ON/OFF TIMER	—	—
	Power-airflow diffuser	—	—		NIGHT SET mode	●	●
	Wide-angle louvers (vertical blades)	—	—	Worry Free (Reliability & Durability)	Auto-restart (after power failure)	●	●
	Auto-swing (up and down)	—	—		Self-diagnosis (R/C, LED)	●	●
	Auto-swing (right and left)	—	—		Wiring error check function	—	—
	3-D airflow	—	—		Anti-corrosion treatment of outdoor heat exchanger	—	—
	COMFORT AIRFLOW operation	—	—				
Comfort Control	Switchable fan speed	●	●	Flexibility	Multi-split/split type compatible indoor unit	●★	●★
	Auto fan speed	●	●				
	Indoor unit quiet operation	●	●		Flexible power supply correspondence	—	—
	NIGHT QUIET mode (automatic)	—	—		High ceiling application	—	—
	OUTDOOR UNIT QUIET operation (manual)	—	●		Chargeless	—	—
					Either side drain (right or left)	—	—
	INTELLIGENT EYE operation	—	—		Power selection	—	—
	2-area INTELLIGENT EYE operation	—	—		°F/°C changeover R/C temperature display (factory setting: °F)	●	●
	Quick warming function	—	—				
	Hot-start function	●	●	Remote Control	Remote control adaptor (normal open pulse contact) (option)	●	●
	Automatic defrosting	—	—				
Operation	Automatic operation	●	●		Remote control adaptor (normal open contact) (option)	●	●
	Program dry function	●	●				
	Fan only	—	●		DIII-NET compatible (adaptor) (option)	●	●
Lifestyle Convenience	POWERFUL operation (non-inverter)	—	—		Wireless LAN connection (option)	—	—
	POWERFUL operation (inverter)	—	●				
	Priority-room setting	—	—				
	COOL/HEAT mode lock	—	—				
	HOME LEAVE operation	—	—				
	ECONO operation	—	●				
	Indoor unit **ON/OFF** button	●	●				
	Signal receiving sign	●	●				
	R/C with back light	●	●				
	Temperature display	—	—				

Note: ● : Available
— : Not available

★ FDXS series only

Category	Functions	FDMQ09/12/15/18/24RVJU with wired R/C	FDMQ09/12/15/18/24RVJU with wireless R/C	Category	Functions	FDMQ09/12/15/18/24RVJU with wired R/C	FDMQ09/12/15/18/24RVJU with wireless R/C
Basic Functions	Inverter (with inverter power control)	●	●	Health & Cleanliness	Air-purifying filter	—	—
	Operation limit for cooling	—	—		Titanium apatite deodorizing filter	—	—
	Operation limit for heating	—	—		Silver ion anti-bacterial drain pan	●	●
	PAM control	●	●		Longlife filter (option)	●	●
Compressor	Oval scroll compressor	—	—		Air filter	—	—
	Swing compressor	—	—		Filter cleaning indicator	●	●
	Rotary compressor	—	—		Wipe-clean flat panel	—	—
	Reluctance DC motor	—	—		Washable grille	—	—
Comfortable Airflow	Power-airflow flap (horizontal blade)	—	—		Good-sleep cooling operation	—	—
	Power-airflow dual flaps (horizontal blade)	—	—	Timer	Setpoint auto reset	●	—
					Setpoint range restriction	●	—
	Power-airflow diffuser	—	—		Schedule TIMER operation	●	—
	Wide-angle louvers (vertical blades)	—	—		24-hour ON/OFF TIMER	●	—
	Auto-swing (up and down)	—	—		Count up/down ON/OFF TIMER	—	●
	Auto-swing (right and left)	—	—		OFF Timer (turns unit off after set time)	●	—
	3-D airflow	—	—		NIGHT SET mode	—	—
	COMFORT AIRFLOW operation	—	—	Worry Free (Reliability & Durability)	Auto-restart (after power failure)	●	●
	Switchable fan speed (3 steps)	●	●		Self-diagnosis (R/C, LED)	●	●
	Auto fan speed	●	—		Wiring error check function	—	—
Comfort Control	Indoor unit quiet operation	—	—		Anti-corrosion treatment of outdoor heat exchanger	—	—
	NIGHT QUIET mode (automatic)	—	—				
	OUTDOOR UNIT QUIET operation (manual)	—	—	Flexibility	Multi-split/split type compatible indoor unit	●	●
	2 selectable temperature sensors	●	—		Flexible power supply correspondence	—	—
	INTELLIGENT EYE operation	—	—		High ceiling application	—	—
	2-area INTELLIGENT EYE operation	—	—		Chargeless	—	—
	Quick warming function	●	●		Either side drain (right or left)	—	—
	Hot-start function	●	●		Drain pump	●	●
	Automatic defrosting	—	—		Power selection	—	—
	Automatic operation	●	●		°F/°C changeover R/C temperature display (factory setting: °F)	●	—
	Program dry function	●	●				
	Fan only	●	●	Remote Control	Remote control adaptor (normal open pulse contact) (option)	—	—
Lifestyle Convenience	POWERFUL operation (non-inverter)	—	—				
	POWERFUL operation (inverter)	—	—		Remote control adaptor (normal open contact) (option)	—	—
	Priority-room setting	—	—				
	COOL/HEAT mode lock	—	—		DIII-NET compatible (adaptor) (option)	●	●
	HOME LEAVE operation	—	—		Wireless LAN connection (option)	—	—
	ECONO operation	—	—				
	Emergency operation switch	—	●				
	Signal receiving sign	—	●★				
	R/C with back light	●	—				
	Temperature display	—	—				

Note: ● : Available
— : Not available
★ Receiving sound only

Category	Functions	FVXS09/12/15/18NVJU	Category	Functions	FVXS09/12/15/18NVJU
Basic Functions	Inverter (with inverter power control)	●	Health & Cleanliness	Air-purifying filter	—
	Operation limit for cooling	—		Titanium apatite deodorizing filter	●
	Operation limit for heating	—		Longlife filter (option)	—
	PAM control	—		Air filter (prefilter)	●
Compressor	Oval scroll compressor	—		Wipe-clean flat panel	●
	Swing compressor	—		Washable grille	—
	Rotary compressor	—		Filter cleaning indicator	—
	Reluctance DC motor	—		Good-sleep cooling operation	—
Comfortable Airflow	Power-airflow flap (horizontal blade)	—	Timer	WEEKLY TIMER operation	●
	Power-airflow dual flaps (horizontal blade)	—		24-hour ON/OFF TIMER	●
	Power-airflow diffuser	—		72-hour ON/OFF TIMER	—
	Wide-angle louvers (vertical blades)	●		NIGHT SET mode	●
	Auto-swing (up and down)	●	Worry Free (Reliability & Durability)	Auto-restart (after power failure)	●
	Auto-swing (right and left)	—		Self-diagnosis (R/C, LED)	●
	3-D airflow	—		Wiring error check function	—
	COMFORT AIRFLOW operation	—		Anti-corrosion treatment of outdoor heat exchanger	—
Comfort Control	Auto fan speed	●			
	Indoor unit quiet operation	●	Flexibility	Multi-split/split type compatible indoor unit	—
	NIGHT QUIET mode (automatic)	—		Flexible power supply correspondence	—
	OUTDOOR UNIT QUIET operation (manual)	●		High ceiling application	—
	INTELLIGENT EYE operation	—		Chargeless	—
	2-area INTELLIGENT EYE operation	—		Either side drain (right or left)	—
	Quick warming function	—		Power selection	—
	Hot-start function	●		°F/°C changeover R/C temperature display (factory setting: °F)	●
	Automatic defrosting	—			
Operation	Automatic operation	●	Remote Control	Remote control adaptor (normal open pulse contact) (option)	●
	Program dry function	●			
	Fan only	●		Remote control adaptor (normal open contact) (option)	●
Lifestyle Convenience	POWERFUL operation (non-inverter)	—			
	POWERFUL operation (inverter)	●		DIII-NET compatible (adaptor) (option)	●
	Priority-room setting	—		Wireless LAN connection (option)	—
	COOL/HEAT mode lock	—	Remote Controller	Wireless	●
	HOME LEAVE operation	—		Wired (option)	—
	ECONO operation	●			
	Indoor unit **ON/OFF** button	●			
	Signal receiving sign	●			
	R/C with back light	●			
	Temperature display	—			

Note: ● : Available
— : Not available

Category	Functions	FFQ09/12/15/18Q2VJU with BYFQ60B3W1	FFQ09/12/15/18Q2VJU with BYFQ60C2W1W(S)	Category	Functions	FFQ09/12/15/18Q2VJU with BYFQ60B3W1	FFQ09/12/15/18Q2VJU with BYFQ60C2W1W(S)
Basic Functions	Inverter (with inverter power control)	●	●	Health & Cleanliness	Auto cleaning filter	—	—
	Operation limit for cooling	—	—		Air-purifying filter	—	—
	Operation limit for heating	—	—		Titanium apatite deodorizing filter (option)	—	—
	PAM control	—	—				
	Standby electricity saving	—	—		Longlife filter (option)	●	●
Compressor	Oval scroll compressor	—	—		Air filter	—	—
	Swing compressor	—	—		Filter cleaning indicator	●	●
	Rotary compressor	—	—		Wipe-clean flat panel	—	—
	Reluctance DC motor	—	—		Washable grille	●	●
Comfortable Airflow	Power-airflow flap (horizontal blade)	—	—		MOLD PROOF operation	—	—
	Power-airflow dual flaps (horizontal blade)	—	—		Good-sleep cooling operation	—	—
				Timer	Schedule TIMER operation	●★1	●★1
	Power-airflow diffuser	—	—		72-hour ON/OFF TIMER	●★2	●★2
	Wide-angle louvers (vertical blades)	—	—		OFF Timer (turns unit off after set time)	●★1	●★1
	Auto-swing (up and down)	●	●		NIGHT SET mode	—	—
	Auto-swing (right and left)	—	—	Worry Free (Reliability & Durability)	Auto-restart (after power failure)	●	●
	Individual flap control	—	●★1		Self-diagnosis (R/C, LED)	●	●
	3-D airflow	—	—		Wiring error check function	—	—
	COMFORT AIRFLOW operation	—	—		Anti-corrosion treatment of outdoor heat exchanger	—	—
Comfort Control	Auto fan speed	●★1	●★1				
	Indoor unit quiet operation	—	—	Flexibility	Multi-split/split type compatible indoor unit	●	●
	NIGHT QUIET mode (automatic)	—	—				
	OUTDOOR UNIT QUIET operation (manual)	—	—		H/P, C/O compatible indoor unit	—	—
					Flexible power supply correspondence	—	—
	Presence and floor sensor (option)	—	●★1		Chargeless	—	—
	Hot-start function	●	●		Either side drain (right or left)	—	—
	Draft prevention with sensor	●	●		Power selection	—	—
	Automatic defrosting	●	●		°F/°C changeover R/C temperature display (factory setting: °F)	●★1	●★1
Operation	Automatic operation	●	●				
	Program dry function	●	●	Remote Control	Remote control adaptor (normal open pulse contact) (option)	—	—
	Fan only	●	●				
	Setback function	●★1	●★1		Remote control adaptor (normal open contact) (option)	—	—
Lifestyle Convenience	POWERFUL operation (non-inverter)	—	—				
	POWERFUL operation (inverter)	—	—		DIII-NET compatible (adaptor) (option)	●	●
	Priority-room setting	—	—	Remote Controller	Wireless (option)	●	●
	COOL/HEAT mode lock	—	—		Wired (option)	●	●
	HOME LEAVE operation	—	—				
	ECONO operation	—	—				
	Indoor unit **ON/OFF** button	—	—				
	Signal receiving sign	●★2 ★3	●★2 ★3				
	R/C with back light	●★1	●★1				

Note: ● : Available
— : Not available

★1: With wired remote controller
★2: With wireless remote controller
★3: Receiving sound only

Category	Functions	2MXS18NMVJUA	3MXS24RMVJUA 4MXS36RMVJUA	Category	Functions	2MXS18NMVJUA	3MXS24RMVJUA 4MXS36RMVJUA
Basic Functions	Inverter (with inverter power control)	●	●	Health & Cleanliness	Air-purifying filter	—	—
	Operation limit for cooling	Refer to P. 315			Titanium apatite deodorizing filter	—	—
	Operation limit for heating				Longlife filter (option)	—	—
	PAM control	●	●		Air filter (prefilter)	—	—
Compressor	Oval scroll compressor	—	—		Wipe-clean flat panel	—	—
	Swing compressor	●	●		Washable grille	—	—
	Rotary compressor	—	—		Filter cleaning indicator	—	—
	Reluctance DC motor	●	●		Good-sleep cooling operation	—	—
Comfortable Airflow	Power-airflow flap (horizontal blade)	—	—	Timer	WEEKLY TIMER operation	—	—
	Power-airflow dual flaps (horizontal blade)	—	—		24-hour ON/OFF TIMER	—	—
					72-hour ON/OFF TIMER	—	—
	Power-airflow diffuser	—	—		NIGHT SET mode	—	—
	Wide-angle louvers (vertical blades)	—	—	Worry Free (Reliability & Durability)	Auto-restart (after power failure)	—	—
	Auto-swing (up and down)	—	—		Self-diagnosis (R/C, LED)	●	●
	Auto-swing (right and left)	—	—		Wiring error check function	●	●
	3-D airflow	—	—		Anti-corrosion treatment of outdoor heat exchanger	●	●
	COMFORT AIRFLOW operation	—	—				
Comfort Control	Auto fan speed	—	—	Flexibility	Multi-split/split type compatible indoor unit	—	—
	Indoor unit quiet operation	—	—				
	NIGHT QUIET mode (automatic)	●	●		Flexible power supply correspondence	—	—
	OUTDOOR UNIT QUIET operation (manual)	●	●		High ceiling application	—	—
					Chargeless	98.4 ft (30 m)	131.6 ft (40 m)
	INTELLIGENT EYE operation	—	—				
	2-area INTELLIGENT EYE operation	—	—				
	Quick warming function	●	●		Either side drain (right or left)	—	—
	Hot-start function	—	—		Power selection	—	—
	Automatic defrosting	●	●		°F/°C changeover R/C temperature display (factory setting: °F)	—	—
Operation	Automatic operation	—	—				
	Program dry function	—	—	Remote Control	Remote control adaptor (normal open pulse contact) (option)	—	—
	Fan only	—	—				
Lifestyle Convenience	POWERFUL operation (non-inverter)	—	—		Remote control adaptor (normal open contact) (option)	—	—
	POWERFUL operation (inverter)	—	—				
	Priority-room setting	●	●		DIII-NET compatible (adaptor) (option)	—	—
	COOL/HEAT mode lock	●	●		Wireless LAN connection (option)	—	—
	HOME LEAVE operation	—	—	Remote Controller	Wireless	—	—
	ECONO operation	—	—		Wired (option)	—	—
	Indoor unit **ON/OFF** button	—	—				
	Signal receiving sign	—	—				
	R/C with back light	—	—				
	Temperature display	—	—				

Note: ● : Available
— : Not available

3. Specifications

3.1 Indoor Unit

60 Hz, 208 - 230 V

Model			FTXR09TVJUW		FTXR09TVJUS	
			Cooling	Heating	Cooling	Heating
Rated Capacity ★			9 kBtu/h Class		9 kBtu/h Class	
Front Panel Color			White		Silver	
Airflow Rate	H	cfm (m^3/min)	272 (7.7)	346 (9.8)	272 (7.7)	346 (9.8)
	M		208 (5.9)	258 (7.3)	208 (5.9)	258 (7.3)
	L		162 (4.6)	201 (5.7)	162 (4.6)	201 (5.7)
	SL		134 (3.8)	117 (3.3)	134 (3.8)	117 (3.3)
Fan	Type		Cross Flow Fan		Cross Flow Fan	
	Motor Output	W	29		29	
	Speed	Steps	5 Steps, Quiet, Auto		5 Steps, Quiet, Auto	
Air Direction Control			Right, Left, Horizontal, Downward		Right, Left, Horizontal, Downward	
Air Filter			Removable, Washable, Mildew Proof		Removable, Washable, Mildew Proof	
Running Current (Rated)		A	0.07 - 0.07	0.13 - 0.12	0.07 - 0.07	0.13 - 0.12
Power Consumption (Rated)		W	13 - 13	26 - 26	13 - 13	26 - 26
Power Factor (Rated)		%	89.2 - 80.7	96.2 - 94.2	89.2 - 80.7	96.2 - 94.2
Temperature Control			Microcomputer Control		Microcomputer Control	
Dimensions (H × W × D)		in. (mm)	11-15/16 × 39-5/16 × 8-3/8 (303 × 998 × 212)		11-15/16 × 39-5/16 × 8-3/8 (303 × 998 × 212)	
Packaged Dimensions (H × W × D)		in. (mm)	12-11/16 × 43-3/8 × 15-5/16 (322 × 1,101 × 389)		12-11/16 × 43-3/8 × 15-5/16 (322 × 1,101 × 389)	
Weight (Mass)		Lbs (kg)	27 (12)		27 (12)	
Gross Weight (Gross Mass)		Lbs (kg)	36 (16)		36 (16)	
Sound Pressure Level	H / M / L / SL	dB(A)	38 / 32 / 25 / 19	41 / 34 / 28 / 19	38 / 32 / 25 / 19	41 / 34 / 28 / 19
Sound Power Level		dB	—	—	—	—
Heat Insulation			Both Liquid and Gas Pipes		Both Liquid and Gas Pipes	
Piping Connections	Liquid	in. (mm)	ϕ 1/4 (ϕ 6.4)		ϕ 1/4 (ϕ 6.4)	
	Gas	in. (mm)	ϕ 3/8 (ϕ 9.5)		ϕ 3/8 (ϕ 9.5)	
	Drain	in. (mm)	ϕ 11/16 (ϕ 18)		ϕ 11/16 (ϕ 18)	
Drawing No.			C: 3D120044		C: 3D120044	

Model			FTXR12TVJUW		FTXR12TVJUS	
			Cooling	Heating	Cooling	Heating
Rated Capacity ★			12 kBtu/h Class		12 kBtu/h Class	
Front Panel Color			White		Silver	
Airflow Rate	H	cfm (m^3/min)	335 (9.5)	395 (11.2)	335 (9.5)	395 (11.2)
	M		219 (6.2)	290 (8.2)	219 (6.2)	290 (8.2)
	L		169 (4.8)	226 (6.4)	169 (4.8)	226 (6.4)
	SL		131 (3.7)	131 (3.7)	131 (3.7)	131 (3.7)
Fan	Type		Cross Flow Fan		Cross Flow Fan	
	Motor Output	W	29		29	
	Speed	Steps	5 Steps, Quiet, Auto		5 Steps, Quiet, Auto	
Air Direction Control			Right, Left, Horizontal, Downward		Right, Left, Horizontal, Downward	
Air Filter			Removable, Washable, Mildew Proof		Removable, Washable, Mildew Proof	
Running Current (Rated)		A	0.13 - 0.12	0.19 - 0.17	0.13 - 0.12	0.19 - 0.17
Power Consumption (Rated)		W	26 - 26	38 - 38	26 - 26	38 - 38
Power Factor (Rated)		%	96.1 - 94.2	96.1 - 97.1	96.1 - 94.2	96.1 - 97.1
Temperature Control			Microcomputer Control		Microcomputer Control	
Dimensions (H × W × D)		in. (mm)	11-15/16 × 39-5/16 × 8-3/8 (303 × 998 × 212)		11-15/16 × 39-5/16 × 8-3/8 (303 × 998 × 212)	
Packaged Dimensions (H × W × D)		in. (mm)	12-11/16 × 43-3/8 × 15-5/16 (322 × 1,101 × 389)		12-11/16 × 43-3/8 × 15-5/16 (322 × 1,101 × 389)	
Weight (Mass)		Lbs (kg)	27 (12)		27 (12)	
Gross Weight (Gross Mass)		Lbs (kg)	36 (16)		36 (16)	
Sound Pressure Level	H / M / L / SL	dB(A)	45 / 34 / 26 / 20	45 / 37 / 29 / 20	45 / 34 / 26 / 20	45 / 37 / 29 / 20
Sound Power Level		dB	—	—	—	—
Heat Insulation			Both Liquid and Gas Pipes		Both Liquid and Gas Pipes	
Piping Connections	Liquid	in. (mm)	ϕ 1/4 (ϕ 6.4)		ϕ 1/4 (ϕ 6.4)	
	Gas	in. (mm)	ϕ 3/8 (ϕ 9.5)		ϕ 3/8 (ϕ 9.5)	
	Drain	in. (mm)	ϕ 11/16 (ϕ 18)		ϕ 11/16 (ϕ 18)	
Drawing No.			C: 3D120044		C: 3D120044	

Notes:
1. ★ See page 24 ~ 79 “Combination Capacity”.
2. SL: The Quiet fan level of the airflow rate setting.

Conversion Formulae
kcal/h = kW × 860 Btu/h = kW × 3412 cfm = m^3/min × 35.3

60 Hz, 208 - 230 V

Model			FTXR18TVJUW		FTXR18TVJUS	
			Cooling	Heating	Cooling	Heating
Rated Capacity ★			18 kBtu/h Class		18 kBtu/h Class	
Front Panel Color			White		Silver	
Airflow Rate	H	cfm (m³/min)	350 (9.9)	413 (11.7)	350 (9.9)	413 (11.7)
	M		275 (7.8)	332 (9.4)	275 (7.8)	332 (9.4)
	L		226 (6.4)	275 (7.8)	226 (6.4)	275 (7.8)
	SL		208 (5.9)	208 (5.9)	208 (5.9)	208 (5.9)
Fan	Type		Cross Flow Fan		Cross Flow Fan	
	Motor Output	W	29		29	
	Speed	Steps	5 Steps, Quiet, Auto		5 Steps, Quiet, Auto	
Air Direction Control			Right, Left, Horizontal, Downward		Right, Left, Horizontal, Downward	
Air Filter			Removable, Washable, Mildew Proof		Removable, Washable, Mildew Proof	
Running Current (Rated)		A	0.14 - 0.14	0.21 - 0.21	0.14 - 0.14	0.21 - 0.21
Power Consumption (Rated)		W	28 - 28	42 - 42	28 - 28	42 - 42
Power Factor (Rated)		%	96.1 - 87.0	96.2 - 87.0	96.1 - 87.0	96.2 - 87.0
Temperature Control			Microcomputer Control		Microcomputer Control	
Dimensions (H × W × D)		in. (mm)	11-15/16 × 39-5/16 × 8-3/8 (303 × 998 × 212)		11-15/16 × 39-5/16 × 8-3/8 (303 × 998 × 212)	
Packaged Dimensions (H × W × D)		in. (mm)	12-11/16 × 43-3/8 × 15-5/16 (322 × 1,101 × 389)		12-11/16 × 43-3/8 × 15-5/16 (322 × 1,101 × 389)	
Weight (Mass)		Lbs (kg)	27 (12)		27 (12)	
Gross Weight (Gross Mass)		Lbs (kg)	36 (16)		36 (16)	
Sound Pressure Level	H / M / L / SL	dB(A)	46 / 40 / 35 / 30	47 / 41 / 35 / 30	46 / 40 / 35 / 30	47 / 41 / 35 / 30
Sound Power Level		dB	—	—	—	—
Heat Insulation			Both Liquid and Gas Pipes		Both Liquid and Gas Pipes	
Piping Connections	Liquid	in. (mm)	ϕ 1/4 (ϕ 6.4)		ϕ 1/4 (ϕ 6.4)	
	Gas	in. (mm)	ϕ 1/2 (ϕ 12.7)		ϕ 1/2 (ϕ 12.7)	
	Drain	in. (mm)	ϕ 11/16 (ϕ 18)		ϕ 11/16 (ϕ 18)	
Drawing No.			C: 3D120048A		C: 3D120048A	

Model			CTXS07LVJU	
			Cooling	Heating
Rated Capacity ★			7 kBtu/h Class	
Front Panel Color			White	
Airflow Rate	H	cfm (m³/min)	332 (9.4)	350 (9.9)
	M		261 (7.4)	290 (8.2)
	L		194 (5.5)	233 (6.6)
	SL		145 (4.1)	219 (6.2)
Fan	Type		Cross Flow Fan	
	Motor Output	W	23	
	Speed	Steps	5 Steps, Quiet, Auto	
Air Direction Control			Right, Left, Horizontal, Downward	
Air Filter			Removable, Washable, Mildew Proof	
Running Current (Rated)		A	0.09 - 0.08	0.11 - 0.10
Power Consumption (Rated)		W	18 - 18	21 - 21
Power Factor (Rated)		%	96.2 - 97.8	91.8 - 91.3
Temperature Control			Microcomputer Control	
Dimensions (H × W × D)		in. (mm)	11-5/8 × 31-1/2 × 8-7/16 (295 × 800 × 215)	
Packaged Dimensions (H × W × D)		in. (mm)	10-13/16 × 34-1/4 × 14-7/16 (274 × 870 × 366)	
Weight (Mass)		Lbs (kg)	20 (9)	
Gross Weight (Gross Mass)		Lbs (kg)	29 (13)	
Sound Pressure Level	H / M / L / SL	dB(A)	38 / 32 / 25 / 22	38 / 33 / 28 / 25
Sound Power Level		dB	54	54
Heat Insulation			Both Liquid and Gas Pipes	
Piping Connections	Liquid	in. (mm)	ϕ 1/4 (ϕ 6.4)	
	Gas	in. (mm)	ϕ 3/8 (ϕ 9.5)	
	Drain	in. (mm)	ϕ 5/8 (ϕ 16.0)	
Drawing No.			3D075490	

Notes:
1. ★ See page 24 ~ 79 “Combination Capacity”.
2. SL: The Quiet fan level of the airflow rate setting.

Conversion Formulae
kcal/h = kW × 860 Btu/h = kW × 3412 cfm = m³/min × 35.3

60 Hz, 208 - 230 V

Model			FTXS09LVJU		FTXS12LVJU	
			Cooling	Heating	Cooling	Heating
Rated Capacity ★			9 kBtu/h Class		12 kBtu/h Class	
Front Panel Color			White		White	
Airflow Rate	H	cfm (m³/min)	381 (10.8)	420 (11.9)	403 (11.4)	438 (12.4)
	M		279 (7.9)	321 (9.1)	307 (8.7)	335 (9.5)
	L		194 (5.5)	233 (6.6)	205 (5.8)	240 (6.8)
	SL		145 (4.1)	219 (6.2)	155 (4.4)	212 (6.0)
Fan	Type		Cross Flow Fan		Cross Flow Fan	
	Motor Output	W	23		23	
	Speed	Steps	5 Steps, Quiet, Auto		5 Steps, Quiet, Auto	
Air Direction Control			Right, Left, Horizontal, Downward		Right, Left, Horizontal, Downward	
Air Filter			Removable, Washable, Mildew Proof		Removable, Washable, Mildew Proof	
Running Current (Rated)		A	0.09 - 0.08	0.11 - 0.10	0.13 - 0.12	0.14 - 0.13
Power Consumption (Rated)		W	18 - 18	21 - 21	26 - 26	28 - 28
Power Factor (Rated)		%	96.2 - 97.8	91.8 - 91.3	96.2 - 94.2	96.2 - 93.6
Temperature Control			Microcomputer Control		Microcomputer Control	
Dimensions (H × W × D)		in. (mm)	11-5/8 × 31-1/2 × 8-7/16 (295 × 800 × 215)		11-5/8 × 31-1/2 × 8-7/16 (295 × 800 × 215)	
Packaged Dimensions (H × W × D)		in. (mm)	10-13/16 × 34-1/4 × 14-7/16 (274 × 870 × 366)		10-13/16 × 34-1/4 × 14-7/16 (274 × 870 × 366)	
Weight (Mass)		Lbs (kg)	20 (9)		22 (10)	
Gross Weight (Gross Mass)		Lbs (kg)	29 (13)		31 (14)	
Sound Pressure Level	H / M / L / SL	dB(A)	41 / 33 / 25 / 22	42 / 35 / 28 / 25	45 / 37 / 29 / 23	45 / 39 / 29 / 26
Sound Power Level		dB	57	58	61	61
Heat Insulation			Both Liquid and Gas Pipes		Both Liquid and Gas Pipes	
Piping Connections	Liquid	in. (mm)	ϕ 1/4 (ϕ 6.4)		ϕ 1/4 (ϕ 6.4)	
	Gas	in. (mm)	ϕ 3/8 (ϕ 9.5)		ϕ 3/8 (ϕ 9.5)	
	Drain	in. (mm)	ϕ 5/8 (ϕ 16)		ϕ 5/8 (ϕ 16)	
Drawing No.			3D075491A		3D075492A	

Model			FTXS15LVJU		FTXS18LVJU	
			Cooling	Heating	Cooling	Heating
Rated Capacity ★			15 kBtu/h Class		18 kBtu/h Class	
Front Panel Color			White		White	
Airflow Rate	H	cfm (m³/min)	568 (16.1)	593 (16.8)	583 (16.5)	625 (17.7)
	M		477 (13.5)	505 (14.3)	484 (13.7)	526 (14.9)
	L		385 (10.9)	417 (11.8)	385 (10.9)	431 (12.2)
	SL		360 (10.2)	371 (10.5)	360 (10.2)	399 (11.3)
Fan	Type		Cross Flow Fan		Cross Flow Fan	
	Motor Output	W	48		48	
	Speed	Steps	5 Steps, Quiet, Auto		5 Steps, Quiet, Auto	
Air Direction Control			Right, Left, Horizontal, Downward		Right, Left, Horizontal, Downward	
Air Filter			Removable, Washable, Mildew Proof		Removable, Washable, Mildew Proof	
Running Current (Rated)		A	0.31 - 0.29	0.31 - 0.29	0.32 - 0.30	0.32 - 0.30
Power Consumption (Rated)		W	38 - 38	38 - 38	38 - 38	38 - 38
Power Factor (Rated)		%	58.9 - 57.0	58.9 - 57.0	57.1 - 55.1	57.1 - 55.1
Temperature Control			Microcomputer Control		Microcomputer Control	
Dimensions (H × W × D)		in. (mm)	13-3/8 × 41-5/16 × 9-3/4 (340 × 1,050 × 248)		13-3/8 × 41-5/16 × 9-3/4 (340 × 1,050 × 248)	
Packaged Dimensions (H × W × D)		in. (mm)	13 × 45-11/16 × 16-7/8 (331 × 1,160 × 429)		13 × 45-11/16 × 16-7/8 (331 × 1,160 × 429)	
Weight (Mass)		Lbs (kg)	31 (14)		31 (14)	
Gross Weight (Gross Mass)		Lbs (kg)	44 (20)		44 (20)	
Sound Pressure Level	H / M / L / SL	dB(A)	45 / 40 / 35 / 32	43 / 38 / 33 / 30	46 / 41 / 36 / 33	45 / 40 / 35 / 32
Sound Power Level		dB	61	59	62	61
Heat Insulation			Both Liquid and Gas Pipes		Both Liquid and Gas Pipes	
Piping Connections	Liquid	in. (mm)	ϕ 1/4 (ϕ 6.4)		ϕ 1/4 (ϕ 6.4)	
	Gas	in. (mm)	ϕ 1/2 (ϕ 12.7)		ϕ 1/2 (ϕ 12.7)	
	Drain	in. (mm)	ϕ 5/8 (ϕ 16)		ϕ 5/8 (ϕ 16)	
Drawing No.			3D075043A		3D075044A	

Notes:
1. ★ See page 24 ~ 79 “Combination Capacity”.
2. SL: The Quiet fan level of the airflow rate setting.

Conversion Formulae
kcal/h = kW × 860 Btu/h = kW × 3412 cfm = m³/min × 35.3

60 Hz, 208 - 230 V

Model			FTXS24LVJU	
			Cooling	Heating
Rated Capacity ★			24 kBtu/h Class	
Front Panel Color			White	
Airflow Rate	H	cfm (m³/min)	643 (18.2)	699 (19.8)
	M		494 (14.0)	572 (16.2)
	L		350 (9.9)	445 (12.6)
	SL		328 (9.3)	403 (11.4)
Fan	Type		Cross Flow Fan	
	Motor Output	W	48	
	Speed	Steps	5 Steps, Quiet, Auto	
Air Direction Control			Right, Left, Horizontal, Downward	
Air Filter			Removable, Washable, Mildew Proof	
Running Current (Rated)		A	0.57 - 0.51	0.57 - 0.51
Power Consumption (Rated)		W	69 - 68	69 - 68
Power Factor (Rated)		%	58.2 - 58.0	58.2 - 58.0
Temperature Control			Microcomputer Control	
Dimensions (H × W × D)		in. (mm)	13-3/8 × 41-5/16 × 9-3/4 (340 × 1,050 × 248)	
Packaged Dimensions (H × W × D)		in. (mm)	13 × 45-11/16 × 16-7/8 (331 × 1,160 × 429)	
Weight (Mass)		Lbs (kg)	31 (14)	
Gross Weight (Gross Mass)		Lbs (kg)	46 (21)	
Sound Pressure Level	H / M / L / SL	dB(A)	51 / 44 / 37 / 34	48 / 42 / 37 / 34
Sound Power Level		dB	67	64
Heat Insulation			Both Liquid and Gas Pipes	
Piping Connections	Liquid	in. (mm)	ϕ 1/4 (ϕ 6.4)	
	Gas	in. (mm)	ϕ 5/8 (ϕ 15.9)	
	Drain	in. (mm)	ϕ 5/8 (ϕ 16)	
Drawing No.			3D075045A	

Model			CDXS07LVJU		FDXS09LVJU	
			Cooling	Heating	Cooling	Heating
Rated Capacity ★			7 kBtu/h Class		9 kBtu/h Class	
External Static Pressure		inAq (Pa)	0.12 (30)		0.12 (30)	
Airflow Rate	H	cfm (m³/min)	305 (8.6)	305 (8.6)	305 (8.6)	305 (8.6)
	M		280 (7.9)	280 (7.9)	280 (7.9)	280 (7.9)
	L		260 (7.4)	260 (7.4)	260 (7.4)	260 (7.4)
	SL		235 (6.7)	235 (6.7)	235 (6.7)	235 (6.7)
Fan	Type		Sirocco Fan		Sirocco Fan	
	Motor Output	W	62		62	
	Speed	Steps	5 Steps, Quiet, Auto		5 Steps, Quiet, Auto	
Air Filter			Removable, Washable, Mildew Proof		Removable, Washable, Mildew Proof	
Running Current (Rated)		A	0.58 - 0.52	0.58 - 0.52	0.58 - 0.52	0.58 - 0.52
Power Consumption (Rated)		W	72 - 72	72 - 72	72 - 72	72 - 72
Power Factor (Rated)		%	59.7 - 60.2	59.7 - 60.2	59.7 - 60.2	59.7 - 60.2
Temperature Control			Microcomputer Control		Microcomputer Control	
Dimensions (H × W × D)		in. (mm)	7-7/8 × 27-9/16 × 24-7/16 (200 × 700 × 620)		7-7/8 × 27-9/16 × 24-7/16 (200 × 700 × 620)	
Packaged Dimensions (H × W × D)		in. (mm)	10-13/16 × 36-5/16 × 30-1/4 (274 × 923 × 768)		10-13/16 × 36-5/16 × 30-1/4 (274 × 923 × 768)	
Weight (Mass)		Lbs (kg)	47 (21)		47 (21)	
Gross Weight (Gross Mass)		Lbs (kg)	64 (29)		64 (29)	
Sound Pressure Level	H / M / L	dB(A)	35 / 33 / 31	35 / 33 / 31	35 / 33 / 31	35 / 33 / 31
Sound Power Level		dB	51	51	51	51
Heat Insulation			Both Liquid and Gas Pipes		Both Liquid and Gas Pipes	
Piping Connections	Liquid	in. (mm)	ϕ 1/4 (ϕ 6.4)		ϕ 1/4 (ϕ 6.4)	
	Gas	in. (mm)	ϕ 3/8 (ϕ 9.5)		ϕ 3/8 (ϕ 9.5)	
	Drain	in. (mm)	VP20 (O.D. ϕ 1-1/32 (ϕ 26), I.D. ϕ 25/32 (ϕ 20))		ϕ 25/32 (ϕ 20)	
Drawing No.			3D110192		3D075493	

Notes:
1. ★ See page 24 ~ 79 “Combination Capacity”.
2. SL: The Quiet fan level of the airflow rate setting.

Conversion Formulae
kcal/h = kW × 860 Btu/h = kW × 3412 cfm = m³/min × 35.3

60 Hz, 208 - 230 V

Model			FDXS12LVJU		CDXS15LVJU	
			Cooling	Heating	Cooling	Heating
Rated Capacity ★			12 kBtu/h Class		15 kBtu/h Class	
External Static Pressure		inAq (Pa)	0.12 (30)		0.16 (40)	
Airflow Rate	H	cfm (m^3/min)	305 (8.6)	305 (8.6)	424 (12.0)	424 (12.0)
	M		280 (7.9)	280 (7.9)	388 (11.0)	388 (11.0)
	L		260 (7.4)	260 (7.4)	353 (10.0)	353 (10.0)
	SL		235 (6.7)	235 (6.7)	297 (8.4)	297 (8.4)
Fan	Type		Sirocco Fan		Sirocco Fan	
	Motor Output	W	62		130	
	Speed	Steps	5 Steps, Quiet, Auto		5 Steps, Quiet, Auto	
Air Filter			Removable, Washable, Mildew Proof		Removable, Washable, Mildew Proof	
Running Current (Rated)		A	0.58 - 0.52	0.58 - 0.52	0.79	0.79
Power Consumption (Rated)		W	72 - 72	72 - 72	172	172
Power Factor (Rated)		%	59.7 - 60.2	59.7 - 60.2	94.4	94.4
Temperature Control			Microcomputer Control		Microcomputer Control	
Dimensions (H × W × D)		in. (mm)	7-7/8 × 27-9/16 × 24-7/16 (200 × 700 × 620)		7-7/8 × 35-7/16 × 24-7/16 (200 × 900 × 620)	
Packaged Dimensions (H × W × D)		in. (mm)	10-13/16 × 36-5/16 × 30-1/4 (274 × 923 × 768)		10-1/2 × 43-9/16 × 29-9/16 (266 × 1,106 × 751)	
Weight (Mass)		Lbs (kg)	47 (21)		60 (27)	
Gross Weight (Gross Mass)		Lbs (kg)	64 (29)		75 (34)	
Sound Pressure Level	H / M / L / SL	dB(A)	35 / 33 / 31	35 / 33 / 31	37 / 35 / 33 / 31	37 / 35 / 33 / 31
Sound Power Level		dB	51	51	—	—
Heat Insulation			Both Liquid and Gas Pipes		Both Liquid and Gas Pipes	
Piping Connections	Liquid	in. (mm)	ϕ 1/4 (ϕ 6.4)		ϕ 1/4 (ϕ 6.4)	
	Gas	in. (mm)	ϕ 3/8 (ϕ 9.5)		ϕ 1/2 (ϕ 12.7)	
	Drain	in. (mm)	ϕ 25/32 (ϕ 20)		VP20 (O.D. ϕ 1-1/32 (ϕ 26), I.D. ϕ 25/32 (ϕ 20))	
Drawing No.			3D075494		C: 3D075721	

Model			CDXS18LVJU		CDXS24LVJU	
			Cooling	Heating	Cooling	Heating
Rated Capacity ★			18 kBtu/h Class		24 kBtu/h Class	
External Static Pressure		inAq (Pa)	0.16 (40)		0.16 (40)	
Airflow Rate	H	cfm (m^3/min)	424 (12.0)	424 (12.0)	565 (16.0)	565 (16.0)
	M		388 (11.0)	388 (11.0)	523 (14.8)	523 (14.8)
	L		353 (10.0)	353 (10.0)	477 (13.5)	477 (13.5)
	SL		297 (8.4)	297 (8.4)	395 (11.2)	395 (11.2)
Fan	Type		Sirocco Fan		Sirocco Fan	
	Motor Output	W	130		130	
	Speed	Steps	5 Steps, Quiet, Auto		5 Steps, Quiet, Auto	
Air Filter			Removable, Washable, Mildew Proof		Removable, Washable, Mildew Proof	
Running Current (Rated)		A	0.79	0.79	0.79	0.79
Power Consumption (Rated)		W	172	172	160	160
Power Factor (Rated)		%	94.4	94.4	90.3	92.8
Temperature Control			Microcomputer Control		Microcomputer Control	
Dimensions (H × W × D)		in. (mm)	7-7/8 × 35-7/16 × 24-7/16 (200 × 900 × 620)		7-7/8 × 43-5/16 × 24-7/16 (200 × 1,100 × 620)	
Packaged Dimensions (H × W × D)		in. (mm)	10-1/2 × 43-9/16 × 29-9/16 (266 × 1,106 × 751)		10-1/2 × 52-1/16 × 30-1/4 (266 × 1,323 × 768)	
Weight (Mass)		Lbs (kg)	60 (27)		66 (30)	
Gross Weight (Gross Mass)		Lbs (kg)	75 (34)		84 (38)	
Sound Pressure Level	H / M / L / SL	dB(A)	37 / 35 / 33 / 31	37 / 35 / 33 / 31	38 / 36 / 34 / 32	38 / 36 / 34 / 32
Heat Insulation			Both Liquid and Gas Pipes		Both Liquid and Gas Pipes	
Piping Connections	Liquid	in. (mm)	ϕ 1/4 (ϕ 6.4)		ϕ 1/4 (ϕ 6.4)	
	Gas	in. (mm)	ϕ 1/2 (ϕ 12.7)		ϕ 5/8 (ϕ 15.9)	
	Drain	in. (mm)	VP20 (O.D. ϕ 1-1/32 (ϕ 26), I.D. ϕ 25/32 (ϕ 20))		VP20 (O.D. ϕ 1-1/32 (ϕ 26), I.D. ϕ 25/32 (ϕ 20))	
Drawing No.			C: 3D075722		3D080590	

Notes:

1. ★ See page 24 ~ 79 “Combination Capacity”.
2. SL: The Quiet fan level of the airflow rate setting.
3. The operating sound is based on the rear side suction inlet and the external static pressure 0.16 in. H_2O (40 Pa).
   Operating sound for bottom suction inlet : [operating sound for rear side suction inlet] +5 dB.
   However, when installation resulting in lower external static pressure becomes low is carried out, the operation sound may rise by more than 5 dB.

Conversion Formulae
kcal/h = kW × 860
Btu/h = kW × 3412
cfm = m^3/min × 35.3

60 Hz, 208 - 230 V

Model			FDMQ09RVJU		FDMQ12RVJU	
			Cooling	Heating	Cooling	Heating
Rated Capacity ★1			9 kBtu/h Class		12 kBtu/h Class	
Casing Color			—		—	
Dimensions (H × W × D)		in. (mm)	9-5/8 × 27-9/16 × 31-1/2 (245 × 700 × 800)		9-5/8 × 27-9/16 × 31-1/2 (245 × 700 × 800)	
Coil	Type		Cross Fin Coil		Cross Fin Coil	
	Rows × Stages × Fin per Inch		3 × 26 × 18		3 × 26 × 18	
	Face Area	ft² (m²)	1-15/16 (0.178)		1-15/16 (0.178)	
Fan	Type		Sirocco Fan		Sirocco Fan	
	Motor Output	W	130		130	
	Airflow Rate H / M / L	cfm (m³/min)	343 / 290 / 240 (9.7 / 8.2 / 6.8)	343 / 290 / 240 (9.7 / 8.2 / 6.8)	392 / 332 / 275 (11.1 / 9.4 / 7.8)	392 / 332 / 275 (11.1 / 9.4 / 7.8)
	External Static Pressure ★2	inH_2O	0.20 (0.60 - 0.12)		0.20 (0.60 - 0.12)	
		Pa	50 (150 - 30)		50 (150 - 30)	
Sound Pressure Level		dB(A)	32	32	33	33
Sound Power Level		dB(A)	46	46	47	47
Air Filter ★3			—		—	
Weight (Mass)		Lbs (kg)	64 (29)		64 (29)	
Piping Connections	Liquid	in. (mm)	ϕ 1/4 (6.4) (Flare)		ϕ 1/4 (6.4) (Flare)	
	Gas	in. (mm)	ϕ 3/8 (9.5) (Flare)		ϕ 3/8 (9.5) (Flare)	
	Drain	in. (mm)	I.D. ϕ 1 (25) / O.D. ϕ 1-1/4 (32)		I.D. ϕ 1 (25) / O.D. ϕ 1-1/4 (32)	
Remote Controller (Option)	Wired		BRC1E73		BRC1E73	
	Wireless		BRC082A43		BRC082A43	
Drawing No.			3D112997D		3D112997D	

Model			FDMQ15RVJU		FDMQ18RVJU	
			Cooling	Heating	Cooling	Heating
Rated Capacity ★1			15 kBtu/h Class		18 kBtu/h Class	
Casing Color			—		—	
Dimensions (H × W × D)		in. (mm)	9-5/8 × 39-3/8 × 31-1/2 (245 × 1,000 × 800)		9-5/8 × 39-3/8 × 31-1/2 (245 × 1,000 × 800)	
Coil	Type		Cross Fin Coil		Cross Fin Coil	
	Rows × Stages × Fin per Inch		2 × 26 × 18		3 × 26 × 18	
	Face Area	ft² (m²)	3-1/8 (0.288)		3-1/8 (0.288)	
Fan	Type		Sirocco Fan		Sirocco Fan	
	Motor Output	W	230		230	
	Airflow Rate H / M / L	cfm (m³/min)	516 / 438 / 360 (14.6 / 12.4 / 10.2)	516 / 438 / 360 (14.6 / 12.4 / 10.2)	675 / 572 / 473 (19.1 / 16.2 / 13.4)	675 / 572 / 473 (19.1 / 16.2 / 13.4)
	External Static Pressure ★2	inH_2O	0.20 (0.60 - 0.20)		0.20 (0.60 - 0.20)	
		Pa	50 (150 - 50)		50 (150 - 50)	
Sound Pressure Level		dB(A)	34	34	35	35
Sound Power Level		dB(A)	48	48	49	49
Air Filter ★3			—		—	
Weight (Mass)		Lbs (kg)	77 (35)		82 (37)	
Piping Connections	Liquid	in. (mm)	ϕ 1/4 (6.4) (Flare)		ϕ 1/4 (6.4) (Flare)	
	Gas	in. (mm)	ϕ 1/2 (12.7) (Flare)		ϕ 1/2 (12.7) (Flare)	
	Drain	in. (mm)	I.D. ϕ 1 (25) / O.D. ϕ 1-1/4 (32)		I.D. ϕ 1 (25) / O.D. ϕ 1-1/4 (32)	
Remote Controller (Option)	Wired		BRC1E73		BRC1E73	
	Wireless		BRC082A43		BRC082A43	
Drawing No.			3D112997D		3D112997D	

Notes:
★1. See page 24 ~ 79 “Combination Capacity”.
★2. External static pressure is changeable in 13 (FDMQ09/12RVJU), 11 (FDMQ15/18/24RVJU) stages by remote controller.
★3. Air filter is not standard accessory, but please mount it in the duct system of the suction side. Select its dust collection efficiency (gravity method) 50% or more.

Conversion Formulae
kcal/h = kW × 860
Btu/h = kW × 3412
cfm = m³/min × 35.3

60 Hz, 208 - 230 V

Model			FDMQ24RVJU	
			Cooling	Heating
Rated Capacity ★1			24 kBtu/h Class	
Casing Color			—	
Dimensions (H × W × D)		in. (mm)	9-5/8 × 39-3/8 × 31-1/2 (245 × 1,000 × 800)	
Coil	Type		Cross Fin Coil	
	Rows × Stages × Fin per Inch		3 × 26 × 18	
	Face Area	ft² (m²)	3-1/8 (0.288)	
Fan	Type		Sirocco Fan	
	Motor Output	W	230	
	Airflow Rate H / M / L	cfm (m³/min)	798 / 678 / 558 (22.6 / 19.2 / 15.8)	798 / 678 / 558 (22.6 / 19.2 / 15.8)
	External Static Pressure ★2	inH_2O	0.20 (0.60 - 0.20)	
		Pa	50 (150 - 50)	
Sound Pressure Level		dB(A)	40	40
Sound Power Level		dB(A)	54	54
Air Filter ★3			—	
Weight (Mass)		Lbs (kg)	82 (37)	
Piping Connections	Liquid	in. (mm)	ϕ 1/4 (6.4) (Flare)	
	Gas	in. (mm)	ϕ 5/8 (15.9) (Flare)	
	Drain	in. (mm)	I.D. ϕ 1 (25) / O.D. ϕ 1-1/4 (32) (Flare)	
Remote Controller (Option)	Wired		BRC1E73	
	Wireless		BRC082A43	
Drawing No.			3D112997D	

Notes:
★1. See page 24 ~ 79 “Combination Capacity”.
★2. External static pressure is changeable in 13 (FDMQ09/12RVJU), 11 (FDMQ15/18/24RVJU) stages by remote controller.
★3. Air filter is not standard accessory, but please mount it in the duct system of the suction side. Select its dust collection efficiency (gravity method) 50% or more.

Conversion Formulae
kcal/h = kW × 860 Btu/h = kW × 3412 cfm = m³/min × 35.3

60 Hz, 208 - 230 V

Model			FVXS09NVJU		FVXS12NVJU	
			Cooling	Heating	Cooling	Heating
Rated Capacity ★			9 kBtu/h Class		12 kBtu/h Class	
Front Panel Color			White		White	
Airflow Rate	H	cfm (m³/min)	290 (8.2)	311 (8.8)	300 (8.5)	332 (9.4)
	M		230 (6.5)	244 (6.9)	237 (6.7)	258 (7.3)
	L		169 (4.8)	177 (5.0)	173 (4.9)	184 (5.2)
	SL		145 (4.1)	155 (4.4)	159 (4.5)	166 (4.7)
Fan	Type		Turbo Fan		Turbo Fan	
	Motor Output	W	12.3		13.4	
	Speed	Steps	5 Steps, Quiet, Auto		5 Steps, Quiet, Auto	
Air Direction Control			Right, Left, Horizontal, Downward		Right, Left, Horizontal, Downward	
Air Filter			Removable, Washable, Mildew Proof		Removable, Washable, Mildew Proof	
Running Current (Rated)		A	0.14 - 0.13	0.15 - 0.14	0.14 - 0.13	0.15 - 0.14
Power Consumption (Rated)		W	15 - 15	17 - 17	15 - 15	17 - 17
Power Factor (Rated)		%	51.5 - 50.2	54.5 - 52.8	51.5 - 50.2	54.5 - 52.8
Temperature Control			Microcomputer Control		Microcomputer Control	
Dimensions (H × W × D)		in. (mm)	23-5/8 × 27-9/16 × 8-1/4 (600 × 700 × 210)		23-5/8 × 27-9/16 × 8-1/4 (600 × 700 × 210)	
Packaged Dimensions (H × W × D)		in. (mm)	27-3/8 × 30-15/16 × 11 (696 × 786 × 280)		27-3/8 × 30-15/16 × 11 (696 × 786 × 280)	
Weight (Mass)		Lbs (kg)	31 (14)		31 (14)	
Gross Weight (Gross Mass)		Lbs (kg)	40 (18)		40 (18)	
Sound Pressure Level	H / M / L / SL	dB(A)	38 / 32 / 26 / 23	38 / 32 / 26 / 23	39 / 33 / 27 / 24	39 / 33 / 27 / 24
Sound Power Level		dB	—	—	—	—
Heat Insulation			Both Liquid and Gas Pipes		Both Liquid and Gas Pipes	
Piping Connections	Liquid	in. (mm)	ϕ 1/4 (ϕ 6.4)		ϕ 1/4 (ϕ 6.4)	
	Gas	in. (mm)	ϕ 3/8 (ϕ 9.5)		ϕ 3/8 (ϕ 9.5)	
	Drain	in. (mm)	ϕ 13/16 (ϕ 20)		ϕ 13/16 (ϕ 20)	
Drawing No.			3D101722		3D101724	

Model			FVXS15NVJU		FVXS18NVJU	
			Cooling	Heating	Cooling	Heating
Rated Capacity ★			15 kBtu/h Class		18 kBtu/h Class	
Front Panel Color			White		White	
Airflow Rate	H	cfm (m³/min)	378 (10.7)	417 (11.8)	378 (10.7)	417 (11.8)
	M		325 (9.2)	357 (10.1)	325 (9.2)	357 (10.1)
	L		275 (7.8)	300 (8.5)	275 (7.8)	300 (8.5)
	SL		233 (6.6)	251 (7.1)	233 (6.6)	251 (7.1)
Fan	Type		Turbo Fan		Turbo Fan	
	Motor Output	W	23.3		23.3	
	Speed	Steps	5 Steps, Quiet, Auto		5 Steps, Quiet, Auto	
Air Direction Control			Right, Left, Horizontal, Downward		Right, Left, Horizontal, Downward	
Air Filter			Removable, Washable, Mildew Proof		Removable, Washable, Mildew Proof	
Running Current (Rated)		A	0.19 - 0.17	0.21 - 0.19	—	—
Power Consumption (Rated)		W	27 - 27	34 - 34	—	—
Power Factor (Rated)		%	68.3 - 69.1	77.8 - 77.8	—	—
Temperature Control			Microcomputer Control		Microcomputer Control	
Dimensions (H × W × D)		in. (mm)	23-5/8 × 27-9/16 × 8-1/4 (600 × 700 × 210)		23-5/8 × 27-9/16 × 8-1/4 (600 × 700 × 210)	
Packaged Dimensions (H × W × D)		in. (mm)	27-3/8 × 30-15/16 × 11 (696 × 786 × 280)		27-3/8 × 30-15/16 × 11 (696 × 786 × 280)	
Weight (Mass)		Lbs (kg)	31 (14)		31 (14)	
Gross Weight (Gross Mass)		Lbs (kg)	40 (18)		40 (18)	
Sound Pressure Level	H / M / L / SL	dB(A)	44 / 40 / 36 / 32	45 / 40 / 36 / 32	44 / 40 / 36 / 32	45 / 40 / 36 / 32
Sound Power Level		dB	—	—	—	—
Heat Insulation			Both Liquid and Gas Pipes		Both Liquid and Gas Pipes	
Piping Connections	Liquid	in. (mm)	ϕ 1/4 (ϕ 6.4)		ϕ 1/4 (ϕ 6.4)	
	Gas	in. (mm)	ϕ 1/2 (ϕ 12.7)		ϕ 1/2 (ϕ 12.7)	
	Drain	in. (mm)	ϕ 13/16 (ϕ 20.0)		ϕ 13/16 (ϕ 20)	
Drawing No.			3D101718		3D094866	

Notes:
1. ★ See page 24 ~ 79 “Combination Capacity”.
2. SL: The Quiet fan level of the airflow rate setting.

Conversion Formulae
kcal/h = kW × 860 Btu/h = kW × 3412 cfm = m³/min × 35.3

60 Hz, 208 - 230 V

Model			FFQ09Q2VJU		FFQ12Q2VJU	
			Cooling	Heating	Cooling	Heating
Rated Capacity ★			9 kBtu/h Class		12 kBtu/h Class	
Decoration Panel (1)	Model		BYFQ60B3W1		BYFQ60B3W1	
	Color		White		White	
	Dimensions (H × W × D)	in. (mm)	2-3/16 × 27-9/16 × 27-9/16 (55 × 700 × 700)		2-3/16 × 27-9/16 × 27-9/16 (55 × 700 × 700)	
	Weight (Mass)	Lbs (kg)	6 (2.7)		6 (2.7)	
Decoration Panel (2)	Model		BYFQ60C2W1W / BYFQ60C2W1S		BYFQ60C2W1W / BYFQ60C2W1S	
	Color		White / Silver		White / Silver	
	Dimensions (H × W × D)	in. (mm)	1-13/16 × 24-7/16 × 24-7/16 (46 × 620 × 620)		1-13/16 × 24-7/16 × 24-7/16 (46 × 620 × 620)	
	Weight (Mass)	Lbs (kg)	6.2 (2.8)		6.2 (2.8)	
Airflow Rate	H	cfm (m^3/min)	378 (10.7)	399 (11.3)	406 (11.5)	427 (12.1)
	M		339 (9.6)	357 (10.1)	353 (10.0)	371 (10.5)
	L		268 (7.6)	282 (8.0)	268 (7.6)	282 (8.0)
Fan	Type		Turbo Fan		Turbo Fan	
	Motor Output	W	—		—	
	Speed	Steps	3 Steps		3 Steps	
Air Direction Control			—		—	
Running Current (Rated)		A	0.23 - 0.21	0.23 - 0.21	0.27 - 0.24	0.27 - 0.24
Power Consumption (Rated)		W	23	23	27	27
Power Factor (Rated)		%	48.1 - 47.6	48.1 - 47.6	48.1 - 48.9	48-1 - 48.9
Temperature Control			Microcomputer Control		Microcomputer Control	
Dimensions (H × W × D)		in. (mm)	10-1/4 × 22-5/8 × 22-5/8 (260 × 575 × 575)		10-1/4 × 22-5/8 × 22-5/8 (260 × 575 × 575)	
Packaged Dimensions (H × W × D)		in. (mm)	11 × 27 × 23-1/2 (280 × 686 × 597)		11 × 27 × 23-1/2 (280 × 686 × 597)	
Weight (Mass)		Lbs (kg)	36 (16)		36 (16)	
Gross Weight (Gross Mass)		Lbs (kg)	40 (18)		40 (18)	
Sound Pressure Level	H / M / L	dB(A)	38 / 35 / 29	38 / 35 / 29	39 / 36 / 30	39 / 36 / 30
Heat Insulation			Both Liquid and Gas Pipes		Both Liquid and Gas Pipes	
Piping Connections	Liquid	in. (mm)	ϕ 1/4 (ϕ 6.4)		ϕ 1/4 (ϕ 6.4)	
	Gas	in. (mm)	ϕ 3/8 (ϕ 9.5)		ϕ 3/8 (ϕ 9.5)	
	Drain	in. (mm)	VP20 (O.D. ϕ 1-1/32 (ϕ 26))		VP20 (O.D. ϕ 1-1/32 (ϕ 26))	
Drawing No.			3D106061A		3D106062	

Model			FFQ15Q2VJU		FFQ18Q2VJU	
			Cooling	Heating	Cooling	Heating
Rated Capacity ★			15 kBtu/h Class		18 kBtu/h Class	
Decoration Panel (1)	Model		BYFQ60B3W1		BYFQ60B3W1	
	Color		White		White	
	Dimensions (H × W × D)	in. (mm)	2-3/16 × 27-9/16 × 27-9/16 (55 × 700 × 700)		2-3/16 × 27-9/16 × 27-9/16 (55 × 700 × 700)	
	Weight (Mass)	Lbs (kg)	6 (2.7)		6 (2.7)	
Decoration Panel (2)	Model		BYFQ60C2W1W / BYFQ60C2W1S		BYFQ60C2W1W / BYFQ60C2W1S	
	Color		White / Silver		White / Silver	
	Dimensions (H × W × D)	in. (mm)	1-13/16 × 24-7/16 × 24-7/16 (46 × 620 × 620)		1-13/16 × 24-7/16 × 24-7/16 (46 × 620 × 620)	
	Weight (Mass)	Lbs (kg)	6.2 (2.8)		6.2 (2.8)	
Airflow Rate	H	cfm (m^3/min)	420 (11.9)	441 (12.5)	448 (12.7)	498 (14.1)
	M		367 (10.4)	385 (10.9)	378 (10.7)	420 (11.9)
	L		293 (8.3)	307 (8.7)	275 (7.8)	307 (8.7)
Fan	Type		Turbo Fan		Turbo Fan	
	Motor Output	W	—		—	
	Speed	Steps	3 Steps		3 Steps	
Air Direction Control			—		—	
Running Current (Rated)		A	0.29 - 0.26	0.29 - 0.26	0.52 - 0.47	0.52 - 0.47
Power Consumption (Rated)		W	28	28	51 - 51	51 - 51
Power Factor (Rated)		%	46.4 - 46.8	46.4 - 46.8	47.2 - 47.2	47.2 - 47.2
Temperature Control			Microcomputer Control		Microcomputer Control	
Dimensions (H × W × D)		in. (mm)	10-1/4 × 22-5/8 × 22-5/8 (260 × 575 × 575)		10-1/4 × 22-5/8 × 22-5/8 (260 × 575 × 575)	
Packaged Dimensions (H × W × D)		in. (mm)	11 × 27 × 23-1/2 (280 × 686 × 597)		11 × 27 × 23-1/2 (280 × 686 × 597)	
Weight (Mass)		Lbs (kg)	36 (16)		39.0 (17.5)	
Gross Weight (Gross Mass)		Lbs (kg)	40 (18)		42.0 (19.0)	
Sound Pressure Level	H / M / L	dB(A)	40 / 37 / 31	40 / 37 / 31	44 / 40 / 32	44 / 40 / 32
Heat Insulation			Both Liquid and Gas Pipes		Both Liquid and Gas Pipes	
Piping Connections	Liquid	in. (mm)	ϕ 1/4 (ϕ 6.4)		ϕ 1/4 (ϕ 6.4)	
	Gas	in. (mm)	ϕ 1/2 (ϕ 12.7)		ϕ 1/2 (ϕ 12.7)	
	Drain	in. (mm)	VP20 (O.D. ϕ 1-1/32 (ϕ 26))		VP20 (O.D. ϕ 1-1/32 (ϕ 26))	
Drawing No.			3D106063A		3D106064	

Note: 1. ★ See page 24 ~ 79 “Combination Capacity”.

Conversion Formulae
kcal/h = kW × 860
Btu/h = kW × 3412
cfm = m^3/min × 35.3

3.2 Outdoor Unit

60 Hz, 208 - 230 V

Model			2MXS18NMVJUA	
			Cooling	Heating
Capacity ★1		kW	—	
Power Consumption ★1		W	—	
Running Current ★1		A	—	
COP ★2		W/W	—	4.1
EER ★2		Btu/W·h	9.5 ~ 12.5	—
SEER / HSPF			14.0 ~ 18.9	8.2 ~ 10.7
Casing Color			Ivory White	
Compressor	Type		Hermetically Sealed Swing Type	
	Model		2YC36PXD	
	Motor Output	W	1,100	
Refrigerant Oil	Model		FVC50K	
	Charge	oz (L)	22.0 (0.65)	
Refrigerant	Type		R-410A	
	Charge	Lbs (kg)	3.86 (1.75)	
Airflow Rate	H	cfm	2,150	2,179
	M		2,150	2,179
	L		1,953	1,119
	H	m³/min	60.9	61.7
	M		60.9	61.7
	L		55.3	31.7
Fan	Type		Propeller	
	Motor Output	W	56	
	Running Current	A	H: 0.29 / M: 0.29 / L: 0.25	H: 0.29 / M: 0.29 / L: 0.05
	Power Consumption	W	H: 65 / M: 65 / L: 58	H: 66 / M: 66 / L: 12
Starting Current		A	14.0	
Dimension (H × W × D)		in. (mm)	28-15/16 × 34-1/4 × 12-5/8 (735 × 870 × 320)	
Packaged Dimension (H × W × D)		in. (mm)	31-7/8 × 41-9/16 × 17-1/2 (810 × 1,056 × 444)	
Weight (Mass)		Lbs (kg)	123 (56)	
Gross Weight (Gross Mass)		Lbs (kg)	141 (64)	
Sound Pressure Level		dB(A)	50	51
Piping Connections	Liquid	in. (mm)	ϕ 1/4 × 2 (ϕ 6.4 × 2)	
	Gas	in. (mm)	ϕ 3/8 × 1, ϕ 1/2 × 1 (ϕ 9.5 × 1, ϕ 12.7 × 1)	
	Drain	in. (mm)	I.D. ϕ 5/8 (ϕ 15.9)	
Heat Insulation			Both Liquid and Gas Pipes	
No. of Wiring Connections			3 for Power Supply, 4 for Interunit Wiring	
Max. Interunit Piping Length		ft (m)	164 (50) (for Total of Each Room)	
			82 (25) (for One Room)	
Amount of Additional Charge of Refrigerant		oz/ft (g/m)	0.21 (20) (98-3/8 ft (30 m) or more)	
Max. Installation Height Difference		ft (m)	49-1/4 (15) (between Indoor Unit and Outdoor Unit)	
			24-5/8 (7.5) (between Indoor Units)	
Drawing No.			3D127128	

Notes:

1. ★1 See page 24 “Combination Capacity”.
2. ★2 Max.: for the combination of wall mounted type indoor units
   Min.: for the combination of duct connected type indoor units
3. The data are based on the conditions shown in the table below.

Cooling	Indoor ; 80°FDB (26.7°CDB) / 67°FWB (19.4°CWB) Outdoor ; 95°FDB (35°CDB) / 75°FWB (24°CWB)
Heating	Indoor ; 70°FDB (21°CDB) / 60°FWB (15.6°CWB) Outdoor ; 47°FDB (8.3°CDB) / 43°FWB (6°CWB)
Piping Length	25 ft (7.6 m)

Conversion Formulae
kcal/h = kW × 860 Btu/h = kW × 3412 cfm = m³/min × 35.3

60 Hz, 208 - 230 V

Model			3MXS24RMVJUA	
			Cooling	Heating
Capacity ★1		kW	—	
Power Consumption ★1		W	—	
Running Current ★1		A	—	
COP ★2		W/W	—	3.2 ~ 4.6
EER ★2		Btu/W·h	9.7 ~ 12.7	—
SEER / HSPF			14.0 ~ 18.0	8.2 ~ 12.5
Casing Color			Ivory White	
Compressor	Type		Hermetically Sealed Swing Type	
	Model		2YC63AAXD	
	Motor Output	W	1,920	
Refrigerant Oil	Model		FVC50K	
	Charge	oz (L)	30.4 (0.90)	
Refrigerant	Type		R-410A	
	Charge	Lbs (kg)	6.17 (2.8)	
Airflow Rate	H	cfm	2,094	2,094
	M		2,094	1,981
	L		1,981	1,119
	H	m³/min	59.3	59.3
	M		59.3	56.1
	L		56.1	31.7
Fan	Type		Propeller	
	Motor Output	W	51	
	Running Current	A	H: 0.28 / M: 0.28 / L: 0.26	H: 0.28 / M: 0.26 / L: 0.05
	Power Consumption	W	H: 63 / M: 63 / L: 59	H: 63 / M: 59 / L: 12
Starting Current		A	15.5	
Dimension (H × W × D)		in. (mm)	28-15/16 × 34-1/4 × 12-5/8 (735 × 870 × 320)	
Packaged Dimension (H × W × D)		in. (mm)	31-7/8 × 41-5/16 × 17-1/2 (810 × 1,050 × 444)	
Weight (Mass)		Lbs (kg)	137 (62)	
Gross Weight (Gross Mass)		Lbs (kg)	154 (70)	
Sound Pressure Level		dB(A)	52	54
Sound Power		dBA	64	66
Piping Connections	Liquid	in. (mm)	ϕ 1/4 × 3 (ϕ 6.4 × 3)	
	Gas	in. (mm)	ϕ 3/8 × 1, ϕ 1/2 × 2 (ϕ 9.5 × 1, ϕ 12.7 × 2)	
	Drain	in. (mm)	I.D. ϕ 5/8 (ϕ 15.9)	
Heat Insulation			Both Liquid and Gas Pipes	
No. of Wiring Connections			3 for Power Supply, 4 for Interunit Wiring (Including Ground Wiring)	
Max. Interunit Piping Length		ft (m)	230 (70) (for Total of Each Room)	
			82 (25) (for One Room)	
Amount of Additional Charge of Refrigerant		oz/ft (g/m)	0.21 (20) (131-1/4 ft (40 m) or more)	
Max. Installation Height Difference		ft (m)	49-1/4 (15) (between Indoor Unit and Outdoor Unit)	
			24-5/8 (7.5) (between Indoor Units)	
Drawing No.			3D127122	

Notes:

1. ★1 See page 28 “Combination Capacity”.
2. ★2 Max.: for the combination of wall mounted type indoor units
   Min.: for the combination of duct connected type indoor units
3. The data are based on the conditions shown in the table below.

Cooling	Indoor ; 80°FDB (26.7°CDB) / 67°FWB (19.4°CWB) Outdoor ; 95°FDB (35°CDB) / 75°FWB (24°CWB)
Heating	Indoor ; 70°FDB (21°CDB) / 60°FWB (15.6°CWB) Outdoor ; 47°FDB (8.3°CDB) / 43°FWB (6°CWB)
Piping Length	25 ft (7.6 m)

Conversion Formulae
kcal/h = kW × 860 Btu/h = kW × 3412 cfm = m³/min × 35.3

60 Hz, 208 - 230 V

Model			4MXS36RMVJUA	
			Cooling	Heating
Capacity ★1		kW	—	
Power Consumption ★1		W	—	
Running Current ★1		A	—	
COP ★2		W/W	—	3.5 ~ 4.5
EER ★2		Btu/W·h	7.9 ~ 9.2	—
SEER / HSPF			14.0 ~ 17.7	8.2 ~ 12.2
Casing Color			Ivory White	
Compressor	Type		Hermetically Sealed Swing Type	
	Model		2YC63AAXD	
	Motor Output	W	1,920	
Refrigerant Oil	Model		FVC50K	
	Charge	oz (L)	30.4 (0.90)	
Refrigerant	Type		R-410A	
	Charge	Lbs (kg)	6.17 (2.8)	
Airflow Rate	H	cfm	2,613	2,351
	M		2,440	2,210
	L		1,727	1,119
	H	m³/min	74.0	66.6
	M		69.1	62.6
	L		59.3	31.7
Fan	Type		Propeller	
	Motor Output	W	75	
	Running Current	A	H: 0.52 / M: 0.40 / L: 0.27	H: 0.38 / M: 0.32 / L: 0.06
	Power Consumption	W	H: 116 / M: 90 / L: 61	H: 85 / M: 72 / L: 14
Starting Current		A	17.5	
Dimension (H × W × D)		in. (mm)	28-15/16 × 34-1/4 × 12-5/8 (735 × 870 × 320)	
Packaged Dimension (H × W × D)		in. (mm)	31-7/8 × 41-5/16 × 17-1/2 (810 × 1,050 × 444)	
Weight (Mass)		Lbs (kg)	139 (63)	
Gross Weight (Gross Mass)		Lbs (kg)	157 (71)	
Sound Pressure Level		dB(A)	54	56
Sound Power		dBA	66	68
Piping Connections	Liquid	in. (mm)	ϕ 1/4 × 4 (ϕ 6.4 × 4)	
	Gas	in. (mm)	ϕ 3/8 × 1, ϕ 1/2 × 2, ϕ 5/8 × 1 (ϕ 9.5 × 1, ϕ 12.7 × 2, ϕ 15.9 × 1)	
	Drain	in. (mm)	I.D. ϕ 5/8 (ϕ 15.9)	
Heat Insulation			Both Liquid and Gas Pipes	
No. of Wiring Connections			3 for Power Supply, 4 for Interunit Wiring (Including Ground Wiring)	
Max. Interunit Piping Length		ft (m)	230 (70) (for Total of Each Room)	
			82 (25) (for One Room)	
Amount of Additional Charge of Refrigerant		oz/ft (g/m)	0.21 (20) (131-1/4 ft (40 m) or more)	
Max. Installation Height Difference		ft (m)	49-1/4 (15) (between Indoor Unit and Outdoor Unit)	
			24-5/8 (7.5) (between Indoor Units)	
Drawing No.			3D127124	

Notes:

1. ★1 See page 44 “Combination Capacity”.
2. ★2 Max.: for the combination of wall mounted type indoor units
   Min.: for the combination of duct connected type indoor units
3. The data are based on the conditions shown in the table below.

Cooling	Indoor ; 80°FDB (26.7°CDB) / 67°FWB (19.4°CWB) Outdoor ; 95°FDB (35°CDB) / 75°FWB (24°CWB)
Heating	Indoor ; 70°FDB (21°CDB) / 60°FWB (15.6°CWB) Outdoor ; 47°FDB (8.3°CDB) / 43°FWB (6°CWB)
Piping Length	25 ft (7.6 m)

Conversion Formulae
kcal/h = kW × 860 Btu/h = kW × 3412 cfm = m³/min × 35.3

3.3 Combination Capacity: 2MXS18NMVJUA

Cooling [60 Hz, 208 V]

Combination of indoor unit	Type of indoor unit				Capacity of each indoor unit										
					Each capacity (kBtu/h)				Total capacity (kBtu/h)		Total input (W)		Total current (A)		Power factor (%)
	A room	B room	—	—	A room	B room	—	—	Rating	(min ~ max)	Rating	(min ~ max)	Rating	(min ~ max)	Rating
07	Wall	—	—	—	7.00	—	—	—	7.00	4.50 ~ 8.20	500	350 ~ 590	2.5	1.7 ~ 2.9	98
09	Wall	—	—	—	9.00	—	—	—	9.00	4.50 ~ 10.50	660	350 ~ 800	3.2	1.7 ~ 3.9	98
09	Duct	—	—	—	9.00	—	—	—	9.00	4.50 ~ 9.00	720	400 ~ 730	3.5	2.0 ~ 3.6	98
12	Wall	—	—	—	12.00	—	—	—	12.00	4.50 ~ 14.00	940	350 ~ 1220	4.6	1.7 ~ 6.0	98
12	Duct	—	—	—	12.00	—	—	—	12.00	4.50 ~ 12.00	1040	400 ~ 1060	5.1	2.0 ~ 5.2	98
15	Wall	—	—	—	15.00	—	—	—	15.00	4.80 ~ 17.50	1090	330 ~ 1410	5.3	1.6 ~ 6.9	98
15	Duct	—	—	—	15.00	—	—	—	15.00	4.60 ~ 15.60	1400	490 ~ 1480	6.9	2.4 ~ 7.3	98
07+07	Wall	Wall	—	—	7.00	7.00	—	—	14.00	4.80 ~ 16.30	990	330 ~ 1240	4.9	1.6 ~ 6.1	98
07+09	Wall	Wall	—	—	7.11	8.89	—	—	16.00	4.80 ~ 18.70	1190	330 ~ 1550	5.8	1.6 ~ 7.6	98
07+09	Wall	Duct	—	—	7.11	8.89	—	—	16.00	4.80 ~ 17.70	1350	390 ~ 1510	6.6	1.9 ~ 7.4	98
07+12	Wall	Wall	—	—	6.55	11.45	—	—	18.00	4.90 ~ 21.00	1440	330 ~ 1930	7.1	1.6 ~ 9.5	98
07+12	Wall	Duct	—	—	6.55	11.45	—	—	18.00	4.80 ~ 20.10	1660	390 ~ 1910	8.1	1.9 ~ 9.4	98
07+15	Wall	Wall	—	—	5.14	12.86	—	—	18.00	5.50 ~ 21.00	1180	320 ~ 1530	5.8	1.6 ~ 7.5	98
07+15	Wall	Duct	—	—	5.14	12.86	—	—	18.00	5.10 ~ 20.10	1570	470 ~ 1750	7.7	2.3 ~ 8.6	98
09+09	Wall	Wall	—	—	9.00	9.00	—	—	18.00	4.90 ~ 21.00	1440	330 ~ 1930	7.1	1.6 ~ 9.5	98
09+09	Wall	Duct	—	—	9.00	9.00	—	—	18.00	4.80 ~ 20.10	1630	390 ~ 1880	8.0	1.9 ~ 9.2	98
09+09	Duct	Duct	—	—	9.00	9.00	—	—	18.00	4.80 ~ 19.10	1890	440 ~ 1920	9.3	2.2 ~ 9.4	98
09+12	Wall	Wall	—	—	7.50	10.50	—	—	18.00	4.90 ~ 21.00	1410	330 ~ 1870	6.9	1.6 ~ 9.2	98
09+12	Wall	Duct	—	—	7.50	10.50	—	—	18.00	4.80 ~ 20.10	1630	390 ~ 1880	8.0	1.9 ~ 9.2	98
09+12	Duct	Wall	—	—	7.50	10.50	—	—	18.00	4.80 ~ 20.10	1610	390 ~ 1820	7.9	1.9 ~ 8.9	98
09+12	Duct	Duct	—	—	7.50	10.50	—	—	18.00	4.80 ~ 19.10	1860	440 ~ 1900	9.1	2.2 ~ 9.3	98
09+15	Wall	Wall	—	—	6.00	12.00	—	—	18.00	5.60 ~ 21.00	1180	320 ~ 1500	5.8	1.6 ~ 7.4	98
09+15	Wall	Duct	—	—	6.00	12.00	—	—	18.00	5.10 ~ 20.10	1570	470 ~ 1720	7.7	2.3 ~ 8.4	98
09+15	Duct	Wall	—	—	6.00	12.00	—	—	18.00	5.50 ~ 20.10	1440	460 ~ 1580	7.1	2.3 ~ 7.8	98
09+15	Duct	Duct	—	—	6.00	12.00	—	—	18.00	5.00 ~ 19.10	1710	530 ~ 1740	8.4	2.6 ~ 8.5	98
12+12	Wall	Wall	—	—	9.00	9.00	—	—	18.00	4.90 ~ 21.00	1390	330 ~ 1840	6.8	1.6 ~ 9.0	98
12+12	Wall	Duct	—	—	9.00	9.00	—	—	18.00	4.80 ~ 20.10	1610	390 ~ 1820	7.9	1.9 ~ 8.9	98
12+12	Duct	Duct	—	—	9.00	9.00	—	—	18.00	4.80 ~ 19.10	1860	440 ~ 1900	9.1	2.2 ~ 9.3	98

Notes:

1. Cooling capacity is based on 80°FDB (26.7°CDB) / 67°FWB (19.4°CWB) (Indoor temperature), 95°FDB (35°CDB) / 75°FWB (24°CWB) (Outdoor temperature).
   Heating capacity is based on 70°FDB (21°CDB) / 60°FWB (15.6°CWB) (Indoor temperature), 47°FDB (8.3°CDB) / 43°FWB (6°CWB) (Outdoor temperature).
2. The total capacity of connected indoor units is up to 24.0 kBtu/h.
3. It is impossible to connect the indoor unit for one room only.
4. The above is the value for connecting with the following indoor units.
   7.0 kBtu/h class; wall mount type L series
   9.0 kBtu/h class; wall mount type L series or Duct type L series
   12.0 kBtu/h class; wall mount type L series or Duct type L series
   15.0 kBtu/h class; wall mount type L series or Duct type L series

C: 3D093872A

Heating [60 Hz, 208 V]

Combination of indoor unit	Type of indoor unit				Capacity of each indoor unit										
					Each capacity (kBtu/h)				Total capacity (kBtu/h)		Total input (W)		Total current (A)		Power factor (%)
	A room	B room	—	—	A room	B room	—	—	Rating	(min ~ max)	Rating	(min ~ max)	Rating	(min ~ max)	Rating
07	Wall	—	—	—	8.80	—	—	—	8.80	3.50 ~ 9.70	630	300 ~ 710	3.1	1.5 ~ 3.5	98
09	Wall	—	—	—	11.30	—	—	—	11.30	3.60 ~ 12.50	800	300 ~ 920	3.9	1.5 ~ 4.5	98
09	Duct	—	—	—	10.70	—	—	—	10.70	3.10 ~ 12.50	940	350 ~ 1130	4.6	1.7 ~ 5.5	98
12	Wall	—	—	—	15.00	—	—	—	15.00	3.80 ~ 16.70	1090	300 ~ 1270	5.3	1.5 ~ 6.2	98
12	Duct	—	—	—	14.30	—	—	—	14.30	3.10 ~ 16.70	1300	350 ~ 1600	6.4	1.7 ~ 7.8	98
15	Wall	—	—	—	18.80	—	—	—	18.80	4.50 ~ 20.80	1230	300 ~ 1430	6.0	1.5 ~ 7.0	98
15	Duct	—	—	—	16.60	—	—	—	16.60	3.60 ~ 20.80	1480	440 ~ 2000	7.3	2.2 ~ 9.8	98
07+07	Wall	Wall	—	—	8.75	8.75	—	—	17.50	4.70 ~ 19.40	1050	300 ~ 1210	5.2	1.5 ~ 5.9	98
07+09	Wall	Wall	—	—	8.36	10.44	—	—	18.80	4.80 ~ 22.20	1120	300 ~ 1440	5.5	1.5 ~ 7.1	98
07+09	Wall	Duct	—	—	8.04	10.06	—	—	18.10	4.50 ~ 22.20	1230	350 ~ 1640	6.0	1.7 ~ 8.0	98
07+12	Wall	Wall	—	—	6.87	12.03	—	—	18.90	4.90 ~ 25.00	1110	300 ~ 1690	5.4	1.5 ~ 8.3	98
07+12	Wall	Duct	—	—	6.87	12.03	—	—	18.90	4.50 ~ 25.00	1280	350 ~ 1970	6.3	1.7 ~ 9.7	98
07+15	Wall	Wall	—	—	5.40	13.50	—	—	18.90	5.20 ~ 25.00	980	300 ~ 1460	4.8	1.5 ~ 7.2	98
07+15	Wall	Duct	—	—	5.40	13.50	—	—	18.90	4.80 ~ 25.00	1260	440 ~ 1890	6.2	2.2 ~ 9.3	98
09+09	Wall	Wall	—	—	9.45	9.45	—	—	18.90	4.90 ~ 25.00	1340	300 ~ 1690	6.6	1.5 ~ 8.3	98
09+09	Wall	Duct	—	—	9.45	9.45	—	—	18.90	4.60 ~ 25.00	1340	350 ~ 1910	6.6	1.7 ~ 9.4	98
09+09	Duct	Duct	—	—	9.45	9.45	—	—	18.90	4.30 ~ 25.00	1350	400 ~ 2190	6.6	2.0 ~ 10.7	98
09+12	Wall	Wall	—	—	7.88	11.03	—	—	18.90	5.00 ~ 25.00	1070	300 ~ 1640	5.2	1.5 ~ 8.0	98
09+12	Wall	Duct	—	—	7.88	11.03	—	—	18.90	4.60 ~ 25.00	1240	350 ~ 1910	6.1	1.7 ~ 9.4	98
09+12	Duct	Wall	—	—	7.88	11.03	—	—	18.90	4.70 ~ 25.00	1210	350 ~ 1850	5.9	1.7 ~ 9.1	98
09+12	Duct	Duct	—	—	7.88	11.03	—	—	18.90	4.30 ~ 25.00	1450	400 ~ 2190	7.1	2.0 ~ 10.7	98
09+15	Wall	Wall	—	—	6.30	12.60	—	—	18.90	5.20 ~ 25.00	950	300 ~ 1410	4.7	1.5 ~ 6.9	98
09+15	Wall	Duct	—	—	6.30	12.60	—	—	18.90	4.90 ~ 25.00	1250	440 ~ 1830	6.1	2.2 ~ 9.0	98
09+15	Duct	Wall	—	—	6.30	12.60	—	—	18.90	5.10 ~ 25.00	1050	350 ~ 1580	5.2	1.7 ~ 7.8	98
09+15	Duct	Duct	—	—	6.30	12.60	—	—	18.90	4.60 ~ 25.00	1390	490 ~ 2060	6.8	2.4 ~ 10.1	98
12+12	Wall	Wall	—	—	9.45	9.45	—	—	18.90	5.00 ~ 25.00	1040	300 ~ 1590	5.1	1.5 ~ 7.8	98
12+12	Wall	Duct	—	—	9.45	9.45	—	—	18.90	4.70 ~ 25.00	1210	350 ~ 1850	5.9	1.7 ~ 9.1	98
12+12	Duct	Duct	—	—	9.45	9.45	—	—	18.90	4.30 ~ 25.00	1450	400 ~ 2190	7.1	2.0 ~ 10.7	98

Notes:

1. Cooling capacity is based on 80°FDB (26.7°CDB) / 67°FWB (19.4°CWB) (Indoor temperature), 95°FDB (35°CDB) / 75°FWB (24°CWB) (Outdoor temperature).
   Heating capacity is based on 70°FDB (21°CDB) / 60°FWB (15.6°CWB) (Indoor temperature), 47°FDB (8.3°CDB) / 43°FWB (6°CWB) (Outdoor temperature).
2. The total capacity of connected indoor units is up to 24.0 kBtu/h.
3. It is impossible to connect the indoor unit for one room only.
4. The above is the value for connecting with the following indoor units.
   7.0 kBtu/h class; wall mount type L series
   9.0 kBtu/h class; wall mount type L series or Duct type L series
   12.0 kBtu/h class; wall mount type L series or Duct type L series
   15.0 kBtu/h class; wall mount type L series or Duct type L series

C: 3D093865A

Cooling [60 Hz, 230 V]

Combination of indoor unit	Type of indoor unit				Capacity of each indoor unit										
					Each capacity (kBtu/h)				Total capacity (kBtu/h)		Total input (W)		Total current (A)		Power factor (%)
	A room	B room	—	—	A room	B room	—	—	Rating	(min ~ max)	Rating	(min ~ max)	Rating	(min ~ max)	Rating
07	Wall	—	—	—	7.00	—	—	—	7.00	4.50 ~ 8.20	500	350 ~ 590	2.2	1.6 ~ 2.6	98
09	Wall	—	—	—	9.00	—	—	—	9.00	4.50 ~ 10.50	660	350 ~ 800	2.9	1.6 ~ 3.5	98
09	Duct	—	—	—	9.00	—	—	—	9.00	4.50 ~ 9.00	720	400 ~ 730	3.2	1.8 ~ 3.2	98
12	Wall	—	—	—	12.00	—	—	—	12.00	4.50 ~ 14.00	940	350 ~ 1220	4.2	1.6 ~ 5.4	98
12	Duct	—	—	—	12.00	—	—	—	12.00	4.50 ~ 12.00	1040	400 ~ 1060	4.6	1.8 ~ 4.7	98
15	Wall	—	—	—	15.00	—	—	—	15.00	4.80 ~ 17.50	1090	330 ~ 1410	4.8	1.5 ~ 6.3	98
15	Duct	—	—	—	15.00	—	—	—	15.00	4.60 ~ 15.60	1400	490 ~ 1480	6.2	2.2 ~ 6.6	98
07+07	Wall	Wall	—	—	7.00	7.00	—	—	14.00	4.80 ~ 16.30	990	330 ~ 1240	4.4	1.5 ~ 5.5	98
07+09	Wall	Wall	—	—	7.11	8.89	—	—	16.00	4.80 ~ 18.70	1190	330 ~ 1550	5.3	1.5 ~ 6.9	98
07+09	Wall	Duct	—	—	7.11	8.89	—	—	16.00	4.80 ~ 17.70	1350	390 ~ 1510	6.0	1.7 ~ 6.7	98
07+12	Wall	Wall	—	—	6.55	11.45	—	—	18.00	4.90 ~ 21.00	1440	330 ~ 1930	6.4	1.5 ~ 8.6	98
07+12	Wall	Duct	—	—	6.55	11.45	—	—	18.00	4.80 ~ 20.10	1660	390 ~ 1910	7.4	1.7 ~ 8.5	98
07+15	Wall	Wall	—	—	5.14	12.86	—	—	18.00	5.50 ~ 21.00	1180	320 ~ 1530	5.2	1.4 ~ 6.8	98
07+15	Wall	Duct	—	—	5.14	12.86	—	—	18.00	5.10 ~ 20.10	1570	470 ~ 1750	7.0	2.1 ~ 7.8	98
09+09	Wall	Wall	—	—	9.00	9.00	—	—	18.00	4.90 ~ 21.00	1440	330 ~ 1930	6.4	1.5 ~ 8.6	98
09+09	Wall	Duct	—	—	9.00	9.00	—	—	18.00	4.80 ~ 20.10	1630	390 ~ 1880	7.2	1.7 ~ 8.3	98
09+09	Duct	Duct	—	—	9.00	9.00	—	—	18.00	4.80 ~ 19.10	1890	440 ~ 1920	8.4	2.0 ~ 8.5	98
09+12	Wall	Wall	—	—	7.50	10.50	—	—	18.00	4.90 ~ 21.00	1410	330 ~ 1870	6.3	1.5 ~ 8.3	98
09+12	Wall	Duct	—	—	7.50	10.50	—	—	18.00	4.80 ~ 20.10	1630	390 ~ 1880	7.2	1.7 ~ 8.3	98
09+12	Duct	Wall	—	—	7.50	10.50	—	—	18.00	4.80 ~ 20.10	1610	390 ~ 1820	7.1	1.7 ~ 8.1	98
09+12	Duct	Duct	—	—	7.50	10.50	—	—	18.00	4.80 ~ 19.10	1860	440 ~ 1900	8.3	2.0 ~ 8.4	98
09+15	Wall	Wall	—	—	6.00	12.00	—	—	18.00	5.60 ~ 21.00	1180	320 ~ 1500	5.2	1.4 ~ 6.7	98
09+15	Wall	Duct	—	—	6.00	12.00	—	—	18.00	5.10 ~ 20.10	1570	470 ~ 1720	7.0	2.1 ~ 7.6	98
09+15	Duct	Wall	—	—	6.00	12.00	—	—	18.00	5.50 ~ 20.10	1440	460 ~ 1580	6.4	2.0 ~ 7.0	98
09+15	Duct	Duct	—	—	6.00	12.00	—	—	18.00	5.00 ~ 19.10	1710	530 ~ 1740	7.6	2.4 ~ 7.7	98
12+12	Wall	Wall	—	—	9.00	9.00	—	—	18.00	4.90 ~ 21.00	1390	330 ~ 1840	6.2	1.5 ~ 8.2	98
12+12	Wall	Duct	—	—	9.00	9.00	—	—	18.00	4.80 ~ 20.10	1610	390 ~ 1820	7.1	1.7 ~ 8.1	98
12+12	Duct	Duct	—	—	9.00	9.00	—	—	18.00	4.80 ~ 19.10	1860	440 ~ 1900	8.3	2.0 ~ 8.4	98

Notes:

1. Cooling capacity is based on 80°FDB (26.7°CDB) / 67°FWB (19.4°CWB) (Indoor temperature), 95°FDB (35°CDB) / 75°FWB (24°CWB) (Outdoor temperature).
   Heating capacity is based on 70°FDB (21°CDB) / 60°FWB (15.6°CWB) (Indoor temperature), 47°FDB (8.3°CDB) / 43°FWB (6°CWB) (Outdoor temperature).
2. The total capacity of connected indoor units is up to 24.0 kBtu/h.
3. It is impossible to connect the indoor unit for one room only.
4. The above is the value for connecting with the following indoor units.
   7.0 kBtu/h class; wall mount type L series
   9.0 kBtu/h class; wall mount type L series or Duct type L series
   12.0 kBtu/h class; wall mount type L series or Duct type L series
   15.0 kBtu/h class; wall mount type L series or Duct type L series

C: 3D093873A

Heating [60 Hz, 230 V]

Combination of indoor unit	Type of indoor unit				Capacity of each indoor unit										
					Each capacity (kBtu/h)				Total capacity (kBtu/h)		Total input (W)		Total current (A)		Power factor (%)
	A room	B room	—	—	A room	B room	—	—	Rating	(min ~ max)	Rating	(min ~ max)	Rating	(min ~ max)	Rating
07	Wall	—	—	—	8.80	—	—	—	8.80	3.50 ~ 9.70	630	300 ~ 710	2.8	1.3 ~ 3.1	98
09	Wall	—	—	—	11.30	—	—	—	11.30	3.60 ~ 12.50	800	300 ~ 920	3.5	1.3 ~ 4.1	98
09	Duct	—	—	—	10.70	—	—	—	10.70	3.10 ~ 12.50	940	350 ~ 1130	4.2	1.6 ~ 5.0	98
12	Wall	—	—	—	15.00	—	—	—	15.00	3.80 ~ 16.70	1090	300 ~ 1270	4.8	1.3 ~ 5.6	98
12	Duct	—	—	—	14.30	—	—	—	14.30	3.10 ~ 16.70	1300	350 ~ 1600	5.8	1.6 ~ 7.1	98
15	Wall	—	—	—	18.80	—	—	—	18.80	4.50 ~ 20.80	1230	300 ~ 1430	5.5	1.3 ~ 6.3	98
15	Duct	—	—	—	16.60	—	—	—	16.60	3.60 ~ 20.80	1480	440 ~ 2000	6.6	2.0 ~ 8.9	98
07+07	Wall	Wall	—	—	8.75	8.75	—	—	17.50	4.70 ~ 19.40	1050	300 ~ 1210	4.7	1.3 ~ 5.4	98
07+09	Wall	Wall	—	—	8.36	10.44	—	—	18.80	4.80 ~ 22.20	1120	300 ~ 1440	5.0	1.3 ~ 6.4	98
07+09	Wall	Duct	—	—	8.04	10.06	—	—	18.10	4.50 ~ 22.20	1230	350 ~ 1640	5.5	1.6 ~ 7.3	98
07+12	Wall	Wall	—	—	6.87	12.03	—	—	18.90	4.90 ~ 25.00	1110	300 ~ 1690	4.9	1.3 ~ 7.5	98
07+12	Wall	Duct	—	—	6.87	12.03	—	—	18.90	4.50 ~ 25.00	1280	350 ~ 1970	5.7	1.6 ~ 8.7	98
07+15	Wall	Wall	—	—	5.40	13.50	—	—	18.90	5.20 ~ 25.00	980	300 ~ 1460	4.3	1.3 ~ 6.5	98
07+15	Wall	Duct	—	—	5.40	13.50	—	—	18.90	4.80 ~ 25.00	1260	440 ~ 1890	5.6	2.0 ~ 8.4	98
09+09	Wall	Wall	—	—	9.45	9.45	—	—	18.90	4.90 ~ 25.00	1340	300 ~ 1690	5.9	1.3 ~ 7.5	98
09+09	Wall	Duct	—	—	9.45	9.45	—	—	18.90	4.60 ~ 25.00	1340	350 ~ 1910	5.9	1.6 ~ 8.5	98
09+09	Duct	Duct	—	—	9.45	9.45	—	—	18.90	4.30 ~ 25.00	1350	400 ~ 2190	6.0	1.8 ~ 9.7	98
09+12	Wall	Wall	—	—	7.88	11.03	—	—	18.90	5.00 ~ 25.00	1070	300 ~ 1640	4.7	1.3 ~ 7.3	98
09+12	Wall	Duct	—	—	7.88	11.03	—	—	18.90	4.60 ~ 25.00	1240	350 ~ 1910	5.5	1.6 ~ 8.5	98
09+12	Duct	Wall	—	—	7.88	11.03	—	—	18.90	4.70 ~ 25.00	1210	350 ~ 1850	5.4	1.6 ~ 8.2	98
09+12	Duct	Duct	—	—	7.88	11.03	—	—	18.90	4.30 ~ 25.00	1450	400 ~ 2190	6.4	1.8 ~ 9.7	98
09+15	Wall	Wall	—	—	6.30	12.60	—	—	18.90	5.20 ~ 25.00	950	300 ~ 1410	4.2	1.3 ~ 6.3	98
09+15	Wall	Duct	—	—	6.30	12.60	—	—	18.90	4.90 ~ 25.00	1250	440 ~ 1830	5.5	2.0 ~ 8.1	98
09+15	Duct	Wall	—	—	6.30	12.60	—	—	18.90	5.10 ~ 25.00	1050	350 ~ 1580	4.7	1.6 ~ 7.0	98
09+15	Duct	Duct	—	—	6.30	12.60	—	—	18.90	4.60 ~ 25.00	1390	490 ~ 2060	6.2	2.2 ~ 9.1	98
12+12	Wall	Wall	—	—	9.45	9.45	—	—	18.90	5.00 ~ 25.00	1040	300 ~ 1590	4.6	1.3 ~ 7.1	98
12+12	Wall	Duct	—	—	9.45	9.45	—	—	18.90	4.70 ~ 25.00	1210	350 ~ 1850	5.4	1.6 ~ 8.2	98
12+12	Duct	Duct	—	—	9.45	9.45	—	—	18.90	4.30 ~ 25.00	1450	400 ~ 2190	6.4	1.8 ~ 9.7	98

Notes:

1. Cooling capacity is based on 80°FDB (26.7°CDB) / 67°FWB (19.4°CWB) (Indoor temperature), 95°FDB (35°CDB) / 75°FWB (24°CWB) (Outdoor temperature).
   Heating capacity is based on 70°FDB (21°CDB) / 60°FWB (15.6°CWB) (Indoor temperature), 47°FDB (8.3°CDB) / 43°FWB (6°CWB) (Outdoor temperature).
2. The total capacity of connected indoor units is up to 24.0 kBtu/h.
3. It is impossible to connect the indoor unit for one room only.
4. The above is the value for connecting with the following indoor units.
   7.0 kBtu/h class; wall mount type L series
   9.0 kBtu/h class; wall mount type L series or Duct type L series
   12.0 kBtu/h class; wall mount type L series or Duct type L series
   15.0 kBtu/h class; wall mount type L series or Duct type L series

C: 3D093871A

3.4 Combination Capacity: 3MXS24RMVJUA

Cooling [60 Hz, 208 V]

Combination of indoor unit	Type of indoor unit				Capacity of each indoor unit										
					Each capacity (kBtu/h)				Total capacity (kBtu/h)		Total input (W)		Total current (A)		Power factor (%)
	A room	B room	C room	—	A room	B room	C room	—	Rating	(min ~ max)	Rating	(min ~ max)	Rating	(min ~ max)	Rating
07	Wall	—	—	—	7.60	—	—	—	7.60	7.30 ~ 8.40	580	480 ~ 580	2.8	2.4 ~ 2.8	98
07	Duct	—	—	—	7.10	—	—	—	7.10	7.30 ~ 7.10	480	480 ~ 480	2.4	2.4 ~ 2.4	98
09	Wall	—	—	—	9.80	—	—	—	9.80	7.40 ~ 10.80	720	480 ~ 800	3.5	2.4 ~ 3.9	98
09	Duct	—	—	—	9.10	—	—	—	9.10	7.30 ~ 9.60	700	530 ~ 700	3.4	2.6 ~ 3.4	98
12	Wall	—	—	—	13.00	—	—	—	13.00	7.50 ~ 14.40	1040	480 ~ 1220	5.1	2.4 ~ 6.0	98
12	Duct	—	—	—	12.10	—	—	—	12.10	7.30 ~ 12.10	1050	530 ~ 1050	5.2	2.6 ~ 5.2	98
15	Wall	—	—	—	16.30	—	—	—	16.30	8.90 ~ 18.00	1220	510 ~ 1410	6.0	2.5 ~ 6.9	98
15	Duct	—	—	—	14.80	—	—	—	14.80	8.10 ~ 15.40	1340	640 ~ 1380	6.6	3.1 ~ 6.8	98
18	Wall	—	—	—	19.50	—	—	—	19.50	8.90 ~ 21.60	1560	510 ~ 1880	7.7	2.5 ~ 9.2	98
18	Duct	—	—	—	17.60	—	—	—	17.60	8.10 ~ 18.80	1710	630 ~ 1810	8.4	3.1 ~ 8.9	98
07+07	Wall	Wall	—	—	7.60	7.60	—	—	15.20	8.90 ~ 16.80	1080	510 ~ 1270	5.3	2.5 ~ 6.2	98
07+07	Wall	Duct	—	—	7.30	7.30	—	—	14.60	8.80 ~ 15.60	1040	510 ~ 1130	5.1	2.5 ~ 5.5	98
07+07	Duct	Duct	—	—	6.95	6.95	—	—	13.90	8.80 ~ 14.30	1000	510 ~ 1000	4.9	2.5 ~ 4.9	98
07+09	Wall	Wall	—	—	7.69	9.61	—	—	17.30	8.90 ~ 19.20	1320	510 ~ 1510	6.5	2.5 ~ 7.4	98
07+09	Wall	Duct	—	—	7.38	9.22	—	—	16.60	8.80 ~ 17.90	1360	560 ~ 1460	6.7	2.7 ~ 7.2	98
07+09	Duct	Wall	—	—	7.38	9.22	—	—	16.60	8.90 ~ 17.90	1320	560 ~ 1460	6.5	2.7 ~ 7.2	98
07+09	Duct	Duct	—	—	7.02	8.78	—	—	15.80	8.80 ~ 16.60	1220	560 ~ 1220	6.0	2.7 ~ 6.0	98
07+12	Wall	Wall	—	—	7.31	12.79	—	—	20.10	9.00 ~ 22.80	1620	510 ~ 2000	7.9	2.5 ~ 9.8	98
07+12	Wall	Duct	—	—	7.02	12.28	—	—	19.30	8.80 ~ 21.40	1660	560 ~ 1990	8.1	2.7 ~ 9.8	98
07+12	Duct	Wall	—	—	7.02	12.28	—	—	19.30	9.00 ~ 21.40	1620	570 ~ 1880	7.9	2.8 ~ 9.2	98
07+12	Duct	Duct	—	—	6.73	11.77	—	—	18.50	8.80 ~ 19.90	1560	560 ~ 1760	7.7	2.7 ~ 8.6	98
07+15	Wall	Wall	—	—	6.31	15.79	—	—	22.10	10.00 ~ 26.40	1610	520 ~ 2170	7.9	2.6 ~ 10.6	98
07+15	Wall	Duct	—	—	6.20	15.50	—	—	21.70	9.40 ~ 24.90	1890	660 ~ 2290	9.3	3.2 ~ 11.2	98
07+15	Duct	Wall	—	—	6.20	15.50	—	—	21.70	10.00 ~ 24.90	1750	660 ~ 2140	8.6	3.2 ~ 10.5	98
07+15	Duct	Duct	—	—	6.09	15.21	—	—	21.30	9.40 ~ 23.30	1890	660 ~ 2170	9.3	3.2 ~ 10.6	98
07+18	Wall	Wall	—	—	6.00	18.00	—	—	24.00	10.10 ~ 30.00	1830	520 ~ 2750	9.0	2.6 ~ 13.5	98
07+18	Wall	Duct	—	—	6.00	18.00	—	—	24.00	9.40 ~ 28.30	2210	650 ~ 2910	10.8	3.2 ~ 14.3	98
07+18	Duct	Wall	—	—	6.00	18.00	—	—	24.00	10.00 ~ 28.30	2010	650 ~ 2620	9.9	3.2 ~ 12.9	98
07+18	Duct	Duct	—	—	6.00	18.00	—	—	24.00	9.40 ~ 26.60	2210	650 ~ 2580	10.8	3.2 ~ 12.7	98
09+09	Wall	Wall	—	—	9.75	9.75	—	—	19.50	9.00 ~ 21.60	1570	510 ~ 1830	7.7	2.5 ~ 9.0	98
09+09	Wall	Duct	—	—	9.30	9.30	—	—	18.60	8.90 ~ 20.20	1560	560 ~ 1720	7.7	2.7 ~ 8.4	98
09+09	Duct	Duct	—	—	8.80	8.80	—	—	17.60	8.80 ~ 18.80	1510	620 ~ 1660	7.4	3.0 ~ 8.1	98
09+12	Wall	Wall	—	—	8.92	12.48	—	—	21.40	9.10 ~ 25.20	1780	510 ~ 2360	8.7	2.5 ~ 11.6	98
09+12	Wall	Duct	—	—	8.72	12.18	—	—	20.90	8.90 ~ 23.70	1820	560 ~ 2280	8.9	2.7 ~ 11.2	98
09+12	Duct	Wall	—	—	8.72	12.18	—	—	20.90	9.00 ~ 23.70	1830	570 ~ 2230	9.0	2.8 ~ 10.9	98
09+12	Duct	Duct	—	—	8.45	11.84	—	—	20.30	8.80 ~ 22.10	1870	620 ~ 2090	9.2	3.0 ~ 10.3	98
09+15	Wall	Wall	—	—	7.80	15.60	—	—	23.40	10.10 ~ 28.80	1770	520 ~ 2490	8.7	2.6 ~ 12.2	98
09+15	Wall	Duct	—	—	7.77	15.53	—	—	23.30	9.50 ~ 27.20	2110	660 ~ 2730	10.4	3.2 ~ 13.4	98
09+15	Duct	Wall	—	—	7.77	15.53	—	—	23.30	10.00 ~ 27.20	1880	570 ~ 2350	9.2	2.8 ~ 11.5	98
09+15	Duct	Duct	—	—	7.70	15.40	—	—	23.10	9.40 ~ 25.50	2160	720 ~ 2520	10.6	3.5 ~ 12.4	98
09+18	Wall	Wall	—	—	7.06	16.94	—	—	24.00	10.10 ~ 30.00	1830	520 ~ 2690	9.0	2.6 ~ 13.2	98
09+18	Wall	Duct	—	—	7.06	16.94	—	—	24.00	9.50 ~ 28.50	2160	650 ~ 2850	10.6	3.2 ~ 14.0	98
09+18	Duct	Wall	—	—	7.06	16.94	—	—	24.00	10.00 ~ 28.50	1930	570 ~ 2540	9.5	2.8 ~ 12.5	98
09+18	Duct	Duct	—	—	7.06	16.94	—	—	24.00	9.40 ~ 27.00	2270	700 ~ 2690	11.1	3.4 ~ 13.2	98
12+12	Wall	Wall	—	—	11.70	11.70	—	—	23.40	9.20 ~ 28.80	2010	510 ~ 2820	9.9	2.5 ~ 13.8	98
12+12	Duct	Wall	—	—	11.65	11.65	—	—	23.30	9.00 ~ 27.20	2170	570 ~ 2860	10.6	2.8 ~ 14.0	98
12+12	Duct	Duct	—	—	11.55	11.55	—	—	23.10	8.80 ~ 25.50	2330	620 ~ 2700	11.4	3.0 ~ 13.2	98
12+15	Wall	Wall	—	—	9.88	14.12	—	—	24.00	10.20 ~ 30.00	1830	520 ~ 2690	9.0	2.6 ~ 13.2	98
12+15	Wall	Duct	—	—	9.88	14.12	—	—	24.00	9.60 ~ 28.50	2180	660 ~ 2800	10.7	3.2 ~ 13.7	98
12+15	Duct	Wall	—	—	9.88	14.12	—	—	24.00	10.00 ~ 28.50	1930	570 ~ 2600	9.5	2.8 ~ 12.8	98
12+15	Duct	Duct	—	—	9.88	14.12	—	—	24.00	9.40 ~ 27.00	2280	720 ~ 2710	11.2	3.5 ~ 13.3	98
12+18	Wall	Wall	—	—	8.84	15.16	—	—	24.00	10.20 ~ 30.00	1830	520 ~ 2700	9.0	2.6 ~ 13.2	98
12+18	Wall	Duct	—	—	8.84	15.16	—	—	24.00	9.60 ~ 28.50	2160	650 ~ 2850	10.6	3.2 ~ 14.0	98
12+18	Duct	Wall	—	—	8.84	15.16	—	—	24.00	10.00 ~ 28.50	1930	570 ~ 2540	9.5	2.8 ~ 12.5	98
12+18	Duct	Duct	—	—	8.84	15.16	—	—	24.00	9.40 ~ 27.00	2270	700 ~ 2690	11.1	3.4 ~ 13.2	98
15+15	Wall	Wall	—	—	12.00	12.00	—	—	24.00	10.80 ~ 30.00	1580	500 ~ 2350	7.8	2.5 ~ 11.5	98
15+15	Duct	Wall	—	—	12.00	12.00	—	—	24.00	10.40 ~ 28.50	1930	660 ~ 2470	9.5	3.2 ~ 12.1	98

Combination of indoor unit	Type of indoor unit				Capacity of each indoor unit										
					Each capacity (kBtu/h)				Total capacity (kBtu/h)		Total input (W)		Total current (A)		Power factor (%)
	A room	B room	C room	—	A room	B room	C room	—	Rating	(min ~ max)	Rating	(min ~ max)	Rating	(min ~ max)	Rating
15+15	Duct	Duct	—	—	12.00	12.00	—	—	24.00	9.90 ~ 27.00	2170	810 ~ 2580	10.6	4.0 ~ 12.7	98
15+18	Wall	Wall	—	—	10.91	13.09	—	—	24.00	10.80 ~ 30.00	1580	500 ~ 2350	7.8	2.5 ~ 11.5	98
15+18	Wall	Duct	—	—	10.91	13.09	—	—	24.00	10.40 ~ 28.50	1920	650 ~ 2460	9.4	3.2 ~ 12.1	98
15+18	Duct	Wall	—	—	10.91	13.09	—	—	24.00	10.50 ~ 28.50	1930	660 ~ 2470	9.5	3.2 ~ 12.1	98
15+18	Duct	Duct	—	—	10.91	13.09	—	—	24.00	9.90 ~ 27.00	2210	800 ~ 2570	10.8	3.9 ~ 12.6	98
18+18	Wall	Wall	—	—	12.00	12.00	—	—	24.00	10.90 ~ 30.00	1580	500 ~ 2360	7.8	2.5 ~ 11.6	98
18+18	Duct	Wall	—	—	12.00	12.00	—	—	24.00	10.50 ~ 28.50	1870	650 ~ 2460	9.2	3.2 ~ 12.1	98
18+18	Duct	Duct	—	—	12.00	12.00	—	—	24.00	9.90 ~ 27.00	2140	790 ~ 2560	10.5	3.9 ~ 12.6	98
07+07+07	Wall	Wall	Wall	—	7.13	7.13	7.13	—	21.40	10.00 ~ 25.20	1550	520 ~ 2000	7.6	2.6 ~ 9.8	98
07+07+07	Wall	Wall	Duct	—	7.00	7.00	7.00	—	21.00	10.00 ~ 24.20	1600	520 ~ 1940	7.8	2.6 ~ 9.5	98
07+07+07	Wall	Duct	Duct	—	6.90	6.90	6.90	—	20.70	10.00 ~ 23.10	1660	520 ~ 1760	8.1	2.6 ~ 8.6	98
07+07+07	Duct	Duct	Duct	—	6.77	6.77	6.77	—	20.30	9.90 ~ 22.10	1710	520 ~ 1710	8.4	2.6 ~ 8.4	98
07+07+09	Wall	Wall	Wall	—	6.98	6.98	8.73	—	22.70	10.10 ~ 27.60	1660	520 ~ 2360	8.1	2.6 ~ 11.6	98
07+07+09	Wall	Wall	Duct	—	6.92	6.92	8.65	—	22.50	10.00 ~ 26.50	1820	570 ~ 2290	8.9	2.8 ~ 11.2	98
07+07+09	Wall	Duct	Wall	—	6.92	6.92	8.65	—	22.50	10.10 ~ 26.50	1820	570 ~ 2290	8.9	2.8 ~ 11.2	98
07+07+09	Duct	Wall	Duct	—	6.89	6.89	8.62	—	22.40	10.00 ~ 25.50	1930	570 ~ 2160	9.5	2.8 ~ 10.6	98
07+07+09	Duct	Duct	Wall	—	6.89	6.89	8.62	—	22.40	10.00 ~ 25.50	1930	570 ~ 2110	9.5	2.8 ~ 10.4	98
07+07+09	Duct	Duct	Duct	—	6.83	6.83	8.54	—	22.20	9.90 ~ 24.40	2040	570 ~ 2100	10.0	2.8 ~ 10.3	98
07+07+12	Wall	Wall	Wall	—	6.40	6.40	11.19	—	24.00	10.10 ~ 30.00	1830	520 ~ 2690	9.0	2.6 ~ 13.2	98
07+07+12	Wall	Wall	Duct	—	6.40	6.40	11.19	—	24.00	10.00 ~ 28.90	2050	570 ~ 2670	10.1	2.8 ~ 13.1	98
07+07+12	Wall	Duct	Wall	—	6.40	6.40	11.19	—	24.00	10.10 ~ 28.90	2050	570 ~ 2610	10.1	2.8 ~ 12.8	98
07+07+12	Duct	Wall	Duct	—	6.40	6.40	11.19	—	24.00	10.00 ~ 27.70	2220	570 ~ 2540	10.9	2.8 ~ 12.5	98
07+07+12	Duct	Duct	Wall	—	6.40	6.40	11.19	—	24.00	10.10 ~ 27.70	2170	570 ~ 2480	10.6	2.8 ~ 12.2	98
07+07+12	Duct	Duct	Duct	—	6.40	6.40	11.19	—	24.00	9.90 ~ 26.60	2340	570 ~ 2340	11.5	2.8 ~ 11.5	98
07+07+15	Wall	Wall	Wall	—	5.33	5.33	13.33	—	24.00	10.80 ~ 30.00	1580	500 ~ 2350	7.8	2.5 ~ 11.5	98
07+07+15	Wall	Wall	Duct	—	5.33	5.33	13.33	—	24.00	10.40 ~ 29.00	1990	660 ~ 2530	9.8	3.2 ~ 12.4	98
07+07+15	Wall	Duct	Wall	—	5.33	5.33	13.33	—	24.00	10.80 ~ 28.90	1840	650 ~ 2430	9.0	3.2 ~ 11.9	98
07+07+15	Duct	Wall	Duct	—	5.33	5.33	13.33	—	24.00	10.40 ~ 27.80	2100	660 ~ 2410	10.3	3.2 ~ 11.8	98
07+07+15	Duct	Duct	Wall	—	5.33	5.33	13.33	—	24.00	10.80 ~ 27.80	1950	650 ~ 2240	9.6	3.2 ~ 11.0	98
07+07+15	Duct	Duct	Duct	—	5.33	5.33	13.33	—	24.00	10.40 ~ 26.70	2220	660 ~ 2280	10.9	3.2 ~ 11.2	98
07+07+18	Wall	Wall	Wall	—	4.80	4.80	14.40	—	24.00	10.80 ~ 30.00	1580	500 ~ 2350	7.8	2.5 ~ 11.5	98
07+07+18	Wall	Wall	Duct	—	4.80	4.80	14.40	—	24.00	10.40 ~ 29.00	1980	650 ~ 2520	9.7	3.2 ~ 12.4	98
07+07+18	Wall	Duct	Wall	—	4.80	4.80	14.40	—	24.00	10.80 ~ 29.00	1830	630 ~ 2550	9.0	3.1 ~ 12.5	98
07+07+18	Duct	Wall	Duct	—	4.80	4.80	14.40	—	24.00	10.40 ~ 27.90	2090	650 ~ 2390	10.3	3.2 ~ 11.7	98
07+07+18	Duct	Duct	Wall	—	4.80	4.80	14.40	—	24.00	10.80 ~ 27.90	1940	640 ~ 2230	9.5	3.1 ~ 10.9	98
07+07+18	Duct	Duct	Duct	—	4.80	4.80	14.40	—	24.00	10.40 ~ 26.90	2210	650 ~ 2270	10.8	3.2 ~ 11.1	98
07+09+09	Wall	Wall	Wall	—	6.86	8.57	8.57	—	24.00	10.10 ~ 30.00	1880	550 ~ 2690	9.2	2.7 ~ 13.2	98
07+09+09	Wall	Wall	Duct	—	6.86	8.57	8.57	—	24.00	10.10 ~ 28.90	2130	570 ~ 2670	10.4	2.8 ~ 13.1	98
07+09+09	Wall	Duct	Duct	—	6.86	8.57	8.57	—	24.00	10.00 ~ 27.70	2280	660 ~ 2530	11.2	3.2 ~ 12.4	98
07+09+09	Duct	Wall	Wall	—	6.86	8.57	8.57	—	24.00	10.10 ~ 28.90	2110	660 ~ 2670	10.4	3.2 ~ 13.1	98
07+09+09	Duct	Wall	Duct	—	6.86	8.57	8.57	—	24.00	10.00 ~ 27.70	2280	660 ~ 2530	11.2	3.2 ~ 12.4	98
07+09+09	Duct	Duct	Duct	—	6.86	8.57	8.57	—	24.00	9.90 ~ 26.60	2470	660 ~ 2470	12.1	3.2 ~ 12.1	98
07+09+12	Wall	Wall	Wall	—	6.00	7.50	10.49	—	24.00	10.20 ~ 30.00	1780	520 ~ 2700	8.7	2.6 ~ 13.2	98
07+09+12	Wall	Wall	Duct	—	6.00	7.50	10.49	—	24.00	10.10 ~ 29.00	2050	570 ~ 2610	10.1	2.8 ~ 12.8	98
07+09+12	Wall	Duct	Wall	—	6.00	7.50	10.49	—	24.00	10.10 ~ 29.00	2000	570 ~ 2610	9.8	2.8 ~ 12.8	98
07+09+12	Wall	Duct	Duct	—	6.00	7.50	10.50	—	24.00	10.00 ~ 28.00	2220	630 ~ 2590	10.9	3.1 ~ 12.7	98
07+09+12	Duct	Wall	Wall	—	6.00	7.50	10.50	—	24.00	10.20 ~ 28.90	2050	620 ~ 2610	10.1	3.0 ~ 12.8	98
07+09+12	Duct	Wall	Duct	—	6.00	7.50	10.50	—	24.00	10.00 ~ 27.80	2220	630 ~ 2530	10.9	3.1 ~ 12.4	98
07+09+12	Duct	Duct	Wall	—	6.00	7.50	10.50	—	24.00	10.10 ~ 27.80	2220	620 ~ 2530	10.9	3.0 ~ 12.4	98
07+09+12	Duct	Duct	Duct	—	6.00	7.50	10.50	—	24.00	9.90 ~ 26.70	2400	630 ~ 2400	11.8	3.1 ~ 11.8	98
07+09+15	Wall	Wall	Wall	—	5.05	6.32	12.63	—	24.00	10.90 ~ 30.00	1580	500 ~ 2360	7.8	2.5 ~ 11.6	98
07+09+15	Wall	Wall	Duct	—	5.05	6.32	12.63	—	24.00	10.50 ~ 29.00	1990	660 ~ 2540	9.8	3.2 ~ 12.5	98
07+09+15	Wall	Duct	Wall	—	5.05	6.32	12.63	—	24.00	10.80 ~ 29.00	1800	560 ~ 2280	8.8	2.7 ~ 11.2	98
07+09+15	Wall	Duct	Duct	—	5.05	6.32	12.63	—	24.00	10.40 ~ 28.00	2160	710 ~ 2460	10.6	3.5 ~ 12.1	98
07+09+15	Duct	Wall	Wall	—	5.05	6.32	12.63	—	24.00	10.80 ~ 28.90	1890	700 ~ 2430	9.3	3.4 ~ 11.9	98
07+09+15	Duct	Wall	Duct	—	5.05	6.32	12.63	—	24.00	10.50 ~ 27.90	2160	710 ~ 2460	10.6	3.5 ~ 12.1	98
07+09+15	Duct	Duct	Wall	—	5.05	6.32	12.63	—	24.00	10.80 ~ 27.90	2060	700 ~ 2300	10.1	3.4 ~ 11.3	98
07+09+15	Duct	Duct	Duct	—	5.05	6.32	12.63	—	24.00	10.40 ~ 26.80	2270	710 ~ 2330	11.1	3.5 ~ 11.4	98
07+09+18	Wall	Wall	Wall	—	4.57	5.71	13.71	—	24.00	10.90 ~ 30.00	1580	500 ~ 2360	7.8	2.5 ~ 11.6	98
07+09+18	Wall	Wall	Duct	—	4.57	5.71	13.71	—	24.00	10.50 ~ 29.00	1870	650 ~ 2530	9.2	3.2 ~ 12.4	98
07+09+18	Wall	Duct	Wall	—	4.57	5.71	13.71	—	24.00	10.80 ~ 29.00	1640	550 ~ 2280	8.0	2.7 ~ 11.2	98

Combination of indoor unit	Type of indoor unit				Capacity of each indoor unit										
					Each capacity (kBtu/h)				Total capacity (kBtu/h)		Total input (W)		Total current (A)		Power factor (%)
	A room	B room	C room	—	A room	B room	C room	—	Rating	(min ~ max)	Rating	(min ~ max)	Rating	(min ~ max)	Rating
07+09+18	Wall	Duct	Duct	—	4.57	5.71	13.71	—	24.00	10.40 ~ 28.00	2150	700 ~ 2450	10.5	3.4 ~ 12.0	98
07+09+18	Duct	Wall	Wall	—	4.57	5.71	13.71	—	24.00	10.90 ~ 29.00	1940	690 ~ 2420	9.5	3.4 ~ 11.9	98
07+09+18	Duct	Wall	Duct	—	4.57	5.71	13.71	—	24.00	10.50 ~ 27.90	2150	700 ~ 2450	10.5	3.4 ~ 12.0	98
07+09+18	Duct	Duct	Wall	—	4.57	5.71	13.71	—	24.00	10.80 ~ 27.90	1990	690 ~ 2290	9.8	3.4 ~ 11.2	98
07+09+18	Duct	Duct	Duct	—	4.57	5.71	13.71	—	24.00	10.40 ~ 26.90	2260	700 ~ 2320	11.1	3.4 ~ 11.4	98
07+12+12	Wall	Wall	Wall	—	5.33	9.33	9.33	—	24.00	10.30 ~ 30.00	1780	520 ~ 2640	8.7	2.6 ~ 13.0	98
07+12+12	Wall	Wall	Duct	—	5.34	9.33	9.33	—	24.00	10.10 ~ 29.00	2000	570 ~ 2610	9.8	2.8 ~ 12.8	98
07+12+12	Wall	Duct	Duct	—	5.33	9.33	9.33	—	24.00	10.00 ~ 28.00	2220	630 ~ 2590	10.9	3.1 ~ 12.7	98
07+12+12	Duct	Wall	Wall	—	5.33	9.33	9.33	—	24.00	10.20 ~ 28.90	2060	620 ~ 2610	10.1	3.0 ~ 12.8	98
07+12+12	Duct	Wall	Duct	—	5.33	9.33	9.33	—	24.00	10.10 ~ 27.90	2220	620 ~ 2530	10.9	3.0 ~ 12.4	98
07+12+12	Duct	Duct	Duct	—	5.33	9.33	9.33	—	24.00	9.90 ~ 26.80	2400	630 ~ 2400	11.8	3.1 ~ 11.8	98
07+12+15	Wall	Wall	Wall	—	4.57	8.00	11.43	—	24.00	10.90 ~ 30.00	1580	500 ~ 2360	7.8	2.5 ~ 11.6	98
07+12+15	Wall	Wall	Duct	—	4.57	8.00	11.43	—	24.00	10.50 ~ 29.00	1830	660 ~ 2540	9.0	3.2 ~ 12.5	98
07+12+15	Wall	Duct	Wall	—	4.57	8.00	11.43	—	24.00	10.80 ~ 29.00	1690	560 ~ 2280	8.3	2.7 ~ 11.2	98
07+12+15	Wall	Duct	Duct	—	4.57	8.00	11.43	—	24.00	10.40 ~ 28.00	2160	710 ~ 2460	10.6	3.5 ~ 12.1	98
07+12+15	Duct	Wall	Wall	—	4.57	8.00	11.43	—	24.00	10.90 ~ 29.00	1950	700 ~ 2490	9.6	3.4 ~ 12.2	98
07+12+15	Duct	Wall	Duct	—	4.57	8.00	11.43	—	24.00	10.50 ~ 27.90	2100	710 ~ 2400	10.3	3.5 ~ 11.8	98
07+12+15	Duct	Duct	Wall	—	4.57	8.00	11.43	—	24.00	10.80 ~ 27.90	2000	700 ~ 2300	9.8	3.4 ~ 11.3	98
07+12+15	Duct	Duct	Duct	—	4.57	8.00	11.43	—	24.00	10.40 ~ 26.90	2270	710 ~ 2330	11.1	3.5 ~ 11.4	98
07+12+18	Wall	Wall	Wall	—	4.17	7.30	12.52	—	24.00	10.90 ~ 30.00	1590	500 ~ 2360	7.8	2.5 ~ 11.6	98
07+12+18	Wall	Wall	Duct	—	4.17	7.30	12.51	—	24.00	10.50 ~ 29.00	1810	640 ~ 2530	8.9	3.1 ~ 12.4	98
07+12+18	Wall	Duct	Wall	—	4.17	7.30	12.53	—	24.00	10.80 ~ 29.00	1640	550 ~ 2280	8.0	2.7 ~ 11.2	98
07+12+18	Wall	Duct	Duct	—	4.17	7.30	12.53	—	24.00	10.40 ~ 28.00	1920	700 ~ 2450	9.4	3.4 ~ 12.0	98
07+12+18	Duct	Wall	Wall	—	4.17	7.30	12.53	—	24.00	10.90 ~ 29.00	1940	680 ~ 2480	9.5	3.3 ~ 12.2	98
07+12+18	Duct	Wall	Duct	—	4.17	7.30	12.53	—	24.00	10.50 ~ 28.00	1920	700 ~ 2450	9.4	3.4 ~ 12.0	98
07+12+18	Duct	Duct	Wall	—	4.17	7.30	12.53	—	24.00	10.80 ~ 28.00	1940	690 ~ 2470	9.5	3.4 ~ 12.1	98
07+12+18	Duct	Duct	Duct	—	4.17	7.30	12.53	—	24.00	10.40 ~ 27.00	1920	700 ~ 2380	9.4	3.4 ~ 11.7	98
07+15+15	Wall	Wall	Wall	—	4.01	10.00	10.00	—	24.00	11.20 ~ 30.00	1430	460 ~ 2130	7.0	2.3 ~ 10.4	98
07+15+15	Wall	Wall	Duct	—	4.01	10.00	10.00	—	24.00	11.10 ~ 29.00	1680	630 ~ 2260	8.2	3.1 ~ 11.1	98
07+15+15	Wall	Duct	Duct	—	4.01	10.00	10.00	—	24.00	10.80 ~ 28.00	1930	800 ~ 2390	9.5	3.9 ~ 11.7	98
07+15+15	Duct	Wall	Wall	—	4.01	10.00	10.00	—	24.00	11.20 ~ 29.00	1940	750 ~ 2360	9.5	3.7 ~ 11.6	98
07+15+15	Duct	Wall	Duct	—	4.01	10.00	10.00	—	24.00	11.00 ~ 28.00	1940	780 ~ 2410	9.5	3.8 ~ 11.8	98
07+15+15	Duct	Duct	Duct	—	4.01	10.00	10.00	—	24.00	10.70 ~ 27.00	1930	800 ~ 2330	9.5	3.9 ~ 11.4	98
09+09+09	Wall	Wall	Wall	—	8.00	8.00	8.00	—	24.00	10.20 ~ 30.00	1780	520 ~ 2700	8.7	2.6 ~ 13.2	98
09+09+09	Wall	Wall	Duct	—	8.00	8.00	8.00	—	24.00	10.10 ~ 29.00	2000	570 ~ 2610	9.8	2.8 ~ 12.8	98
09+09+09	Wall	Duct	Duct	—	8.00	8.00	8.00	—	24.00	10.00 ~ 28.00	2220	630 ~ 2530	10.9	3.1 ~ 12.4	98
09+09+09	Duct	Duct	Duct	—	8.00	8.00	8.00	—	24.00	9.90 ~ 27.00	2390	680 ~ 2450	11.7	3.3 ~ 12.0	98
09+09+12	Wall	Wall	Wall	—	7.06	7.06	9.89	—	24.00	10.30 ~ 30.00	1780	520 ~ 2640	8.7	2.6 ~ 13.0	98
09+09+12	Wall	Wall	Duct	—	7.06	7.06	9.87	—	24.00	10.10 ~ 29.00	2000	570 ~ 2610	9.8	2.8 ~ 12.8	98
09+09+12	Wall	Duct	Wall	—	7.06	7.06	9.87	—	24.00	10.20 ~ 29.00	2000	570 ~ 2550	9.8	2.8 ~ 12.5	98
09+09+12	Wall	Duct	Duct	—	7.06	7.06	9.88	—	24.00	10.00 ~ 28.00	2220	630 ~ 2530	10.9	3.1 ~ 12.4	98
09+09+12	Duct	Duct	Wall	—	7.06	7.06	9.88	—	24.00	10.10 ~ 28.00	2220	620 ~ 2530	10.9	3.0 ~ 12.4	98
09+09+12	Duct	Duct	Duct	—	7.06	7.06	9.88	—	24.00	9.90 ~ 27.00	2450	680 ~ 2450	12.0	3.3 ~ 12.0	98
09+09+15	Wall	Wall	Wall	—	6.00	6.00	12.00	—	24.00	10.90 ~ 30.00	1580	500 ~ 2360	7.8	2.5 ~ 11.6	98
09+09+15	Wall	Wall	Duct	—	6.00	6.00	11.99	—	24.00	10.50 ~ 29.00	1990	660 ~ 2540	9.8	3.2 ~ 12.5	98
09+09+15	Wall	Duct	Wall	—	6.00	6.00	12.00	—	24.00	10.80 ~ 29.00	1800	550 ~ 2280	8.8	2.7 ~ 11.2	98
09+09+15	Wall	Duct	Duct	—	6.00	6.00	11.99	—	24.00	10.50 ~ 28.00	2160	710 ~ 2460	10.6	3.5 ~ 12.1	98
09+09+15	Duct	Duct	Wall	—	6.00	6.00	11.99	—	24.00	10.80 ~ 28.00	1970	610 ~ 2210	9.7	3.0 ~ 10.8	98
09+09+15	Duct	Duct	Duct	—	6.00	6.00	12.00	—	24.00	10.40 ~ 27.00	2330	770 ~ 2390	11.4	3.8 ~ 11.7	98
09+09+18	Wall	Wall	Wall	—	5.45	5.45	13.10	—	24.00	10.90 ~ 30.00	1590	500 ~ 2360	7.8	2.5 ~ 11.6	98
09+09+18	Wall	Wall	Duct	—	5.45	5.45	13.09	—	24.00	10.50 ~ 29.00	1810	640 ~ 2530	8.9	3.1 ~ 12.4	98
09+09+18	Wall	Duct	Wall	—	5.45	5.45	13.09	—	24.00	10.90 ~ 29.00	1640	550 ~ 2280	8.0	2.7 ~ 11.2	98
09+09+18	Wall	Duct	Duct	—	5.45	5.45	13.08	—	24.00	10.50 ~ 28.00	1920	700 ~ 2450	9.4	3.4 ~ 12.0	98
09+09+18	Duct	Duct	Wall	—	5.45	5.45	13.10	—	24.00	10.80 ~ 28.00	1740	610 ~ 2210	8.5	3.0 ~ 10.8	98
09+09+18	Duct	Duct	Duct	—	5.45	5.45	13.10	—	24.00	10.40 ~ 27.00	1970	760 ~ 2380	9.7	3.7 ~ 11.7	98
09+12+12	Wall	Wall	Wall	—	6.32	8.84	8.84	—	24.00	10.30 ~ 30.00	1780	510 ~ 2640	8.7	2.5 ~ 13.0	98
09+12+12	Wall	Wall	Duct	—	6.31	8.84	8.84	—	24.00	10.20 ~ 29.00	2000	570 ~ 2550	9.8	2.8 ~ 12.5	98
09+12+12	Wall	Duct	Duct	—	6.33	8.84	8.84	—	24.00	10.00 ~ 28.00	2220	630 ~ 2530	10.9	3.1 ~ 12.4	98
09+12+12	Duct	Wall	Wall	—	6.31	8.84	8.84	—	24.00	10.20 ~ 29.00	2000	570 ~ 2560	9.8	2.8 ~ 12.6	98
09+12+12	Duct	Wall	Duct	—	6.33	8.84	8.84	—	24.00	10.10 ~ 28.00	2220	620 ~ 2530	10.9	3.0 ~ 12.4	98
09+12+12	Duct	Duct	Duct	—	6.32	8.84	8.84	—	24.00	9.90 ~ 27.00	2450	680 ~ 2450	12.0	3.3 ~ 12.0	98

Combination of indoor unit	Type of indoor unit				Capacity of each indoor unit										
					Each capacity (kBtu/h)				Total capacity (kBtu/h)		Total input (W)		Total current (A)		Power factor (%)
	A room	B room	C room	—	A room	B room	C room	—	Rating	(min ~ max)	Rating	(min ~ max)	Rating	(min ~ max)	Rating
09+12+15	Wall	Wall	Wall	—	5.45	7.64	10.91	—	24.00	10.90 ~ 30.00	1590	490 ~ 2300	7.8	2.4 ~ 11.3	98
09+12+15	Wall	Wall	Duct	—	5.45	7.64	10.91	—	24.00	10.60 ~ 29.00	1830	660 ~ 2480	9.0	3.2 ~ 12.2	98
09+12+15	Wall	Duct	Wall	—	5.45	7.64	10.91	—	24.00	10.80 ~ 29.00	1640	550 ~ 2280	8.0	2.7 ~ 11.2	98
09+12+15	Wall	Duct	Duct	—	5.45	7.64	10.91	—	24.00	10.50 ~ 28.00	1930	710 ~ 2460	9.5	3.5 ~ 12.1	98
09+12+15	Duct	Wall	Wall	—	5.45	7.64	10.91	—	24.00	10.90 ~ 29.00	1640	550 ~ 2280	8.0	2.7 ~ 11.2	98
09+12+15	Duct	Wall	Duct	—	5.45	7.64	10.91	—	24.00	10.50 ~ 28.00	1930	710 ~ 2400	9.5	3.5 ~ 11.8	98
09+12+15	Duct	Duct	Wall	—	5.45	7.64	10.92	—	24.00	10.80 ~ 28.00	1740	610 ~ 2210	8.5	3.0 ~ 10.8	98
09+12+15	Duct	Duct	Duct	—	5.45	7.64	10.91	—	24.00	10.40 ~ 27.00	1980	770 ~ 2390	9.7	3.8 ~ 11.7	98
09+12+18	Wall	Wall	Wall	—	5.00	7.00	12.00	—	24.00	10.90 ~ 30.00	1590	490 ~ 2300	7.8	2.4 ~ 11.3	98
09+12+18	Wall	Wall	Duct	—	5.00	7.00	12.00	—	24.00	10.60 ~ 29.00	1820	640 ~ 2470	8.9	3.1 ~ 12.1	98
09+12+18	Wall	Duct	Wall	—	5.00	7.00	12.00	—	24.00	10.90 ~ 29.00	1640	550 ~ 2280	8.0	2.7 ~ 11.2	98
09+12+18	Wall	Duct	Duct	—	5.00	7.00	12.00	—	24.00	10.50 ~ 28.10	1920	700 ~ 2510	9.4	3.4 ~ 12.3	98
09+12+18	Duct	Wall	Wall	—	5.00	7.00	12.00	—	24.00	10.90 ~ 29.00	1640	550 ~ 2280	8.0	2.7 ~ 11.2	98
09+12+18	Duct	Wall	Duct	—	5.00	7.00	12.00	—	24.00	10.50 ~ 28.10	1920	700 ~ 2450	9.4	3.4 ~ 12.0	98
09+12+18	Duct	Duct	Wall	—	5.00	7.00	12.00	—	24.00	10.80 ~ 28.10	1740	610 ~ 2270	8.5	3.0 ~ 11.1	98
09+12+18	Duct	Duct	Duct	—	5.00	7.00	12.00	—	24.00	10.40 ~ 27.10	1970	760 ~ 2440	9.7	3.7 ~ 12.0	98
09+15+15	Wall	Wall	Wall	—	4.80	9.60	9.60	—	24.00	11.20 ~ 30.00	1430	460 ~ 2130	7.0	2.3 ~ 10.4	98
09+15+15	Wall	Wall	Duct	—	4.80	9.60	9.60	—	24.00	11.10 ~ 29.00	1630	630 ~ 2270	8.0	3.1 ~ 11.1	98
09+15+15	Wall	Duct	Duct	—	4.80	9.60	9.60	—	24.00	10.80 ~ 28.10	1930	790 ~ 2450	9.5	3.9 ~ 12.0	98
09+15+15	Duct	Wall	Wall	—	4.80	9.60	9.60	—	24.00	11.20 ~ 29.00	1480	520 ~ 2060	7.3	2.6 ~ 10.1	98
09+15+15	Duct	Wall	Duct	—	4.80	9.60	9.60	—	24.00	11.00 ~ 28.10	1730	690 ~ 2250	8.5	3.4 ~ 11.0	98
09+15+15	Duct	Duct	Duct	—	4.80	9.60	9.60	—	24.00	10.70 ~ 27.10	1980	850 ~ 2380	9.7	4.2 ~ 11.7	98
12+12+12	Wall	Wall	Wall	—	8.00	8.00	8.00	—	24.00	10.40 ~ 30.00	1730	510 ~ 2580	8.5	2.5 ~ 12.7	98
12+12+12	Wall	Wall	Duct	—	8.00	8.00	8.00	—	24.00	10.20 ~ 29.00	1830	570 ~ 2560	9.0	2.8 ~ 12.6	98
12+12+12	Wall	Duct	Duct	—	8.00	8.00	8.00	—	24.00	10.10 ~ 28.00	1930	620 ~ 2530	9.5	3.0 ~ 12.4	98
12+12+12	Duct	Duct	Duct	—	8.00	8.00	8.00	—	24.00	9.90 ~ 27.00	2040	680 ~ 2450	10.0	3.3 ~ 12.0	98
12+12+15	Wall	Wall	Wall	—	7.00	7.00	10.01	—	24.00	11.00 ~ 30.00	1530	490 ~ 2300	7.5	2.4 ~ 11.3	98
12+12+15	Wall	Wall	Duct	—	7.00	7.00	9.99	—	24.00	10.60 ~ 29.00	1830	650 ~ 2480	9.0	3.2 ~ 12.2	98
12+12+15	Wall	Duct	Wall	—	7.00	7.00	10.00	—	24.00	10.90 ~ 29.00	1640	550 ~ 2280	8.0	2.7 ~ 11.2	98
12+12+15	Wall	Duct	Duct	—	7.00	7.00	10.01	—	24.00	10.50 ~ 28.10	1930	710 ~ 2470	9.5	3.5 ~ 12.1	98
12+12+15	Duct	Duct	Wall	—	7.00	7.00	9.99	—	24.00	10.80 ~ 28.10	1740	610 ~ 2270	8.5	3.0 ~ 11.1	98
12+12+15	Duct	Duct	Duct	—	7.00	7.00	10.00	—	24.00	10.40 ~ 27.10	1980	770 ~ 2450	9.7	3.8 ~ 12.0	98

Notes:

1. Cooling capacity is based on 80°FDB (26.7°CDB) / 67°FWB (19.4°CWB) (Indoor temperature), 95°FDB (35°CDB) / 75°FWB (24°CWB) (Outdoor temperature).
   Heating capacity is based on 70°FDB (21°CDB) / 60°FWB (15.6°CWB) (Indoor temperature), 47°FDB (8.3°CDB) / 43°FWB (6°CWB) (Outdoor temperature).
2. The total capacity of connected indoor units is up to 39.0 kBtu/h.
3. It is impossible to connect the indoor unit for one room only.
4. The above is the value for connecting with the following indoor units.
   7.0 kBtu/h class; wall mount type L series or Duct type L series
   9.0 kBtu/h class; wall mount type L series or Duct type L series
   12.0 kBtu/h class; wall mount type L series or Duct type L series
   15.0 kBtu/h class; wall mount type L series or Duct type L series
   18.0 kBtu/h class; wall mount type L series or Duct type L series

C: 3D093874B
C: 3D093876B
C: 3D093877B
C: 3D093878B
C: 3D093879B
C: 3D111365A

Heating [60 Hz, 208 V]

Combination of indoor unit	Type of indoor unit				Capacity of each indoor unit										
					Each capacity (kBtu/h)				Total capacity (kBtu/h)		Total input (W)		Total current (A)		Power factor (%)
	A room	B room	C room	—	A room	B room	C room	—	Rating	(min ~ max)	Rating	(min ~ max)	Rating	(min ~ max)	Rating
07	Wall	—	—	—	8.80	—	—	—	8.80	8.70 ~ 9.70	510	460 ~ 560	2.3	2.0 ~ 2.5	98
07	Duct	—	—	—	8.30	—	—	—	8.30	9.00 ~ 9.70	430	490 ~ 600	1.9	2.2 ~ 2.7	98
09	Wall	—	—	—	11.30	—	—	—	11.30	10.00 ~ 12.50	740	600 ~ 890	3.3	2.7 ~ 4.0	98
09	Duct	—	—	—	10.70	—	—	—	10.70	10.40 ~ 12.50	760	700 ~ 980	3.4	3.1 ~ 4.4	98
12	Wall	—	—	—	15.00	—	—	—	15.00	9.90 ~ 16.70	1110	580 ~ 1310	4.9	2.6 ~ 5.8	98
12	Duct	—	—	—	14.30	—	—	—	14.30	10.40 ~ 16.70	1210	700 ~ 1570	5.4	3.1 ~ 7.0	98
15	Wall	—	—	—	18.80	—	—	—	18.80	9.40 ~ 20.80	1320	510 ~ 1550	5.9	2.3 ~ 6.9	98
15	Duct	—	—	—	16.60	—	—	—	16.60	10.10 ~ 20.80	1510	740 ~ 2120	6.7	3.3 ~ 9.4	98
18	Wall	—	—	—	22.50	—	—	—	22.50	9.40 ~ 25.00	1710	500 ~ 2050	7.6	2.2 ~ 9.1	98
18	Duct	—	—	—	18.90	—	—	—	18.90	10.10 ~ 25.00	1820	730 ~ 2760	8.1	3.2 ~ 12.3	98
07+07	Wall	Wall	—	—	8.75	8.75	—	—	17.50	9.30 ~ 19.40	1170	490 ~ 1340	5.2	2.2 ~ 6.0	98
07+07	Duct	Wall	—	—	8.35	8.35	—	—	16.70	9.40 ~ 19.40	1240	510 ~ 1420	5.5	2.3 ~ 6.3	98
07+07	Duct	Duct	—	—	7.90	7.90	—	—	15.80	9.60 ~ 19.40	1320	540 ~ 1510	5.9	2.4 ~ 6.7	98
07+09	Wall	Wall	—	—	8.89	11.11	—	—	20.00	9.20 ~ 22.20	1340	480 ~ 1560	6.0	2.1 ~ 6.9	98
07+09	Wall	Duct	—	—	8.31	10.39	—	—	18.70	9.40 ~ 22.20	1380	560 ~ 1800	6.1	2.5 ~ 8.0	98
07+09	Duct	Wall	—	—	8.31	10.39	—	—	18.70	9.30 ~ 22.20	1340	550 ~ 1740	6.0	2.4 ~ 7.7	98
07+09	Duct	Duct	—	—	7.73	9.67	—	—	17.40	9.60 ~ 22.20	1470	590 ~ 1910	6.5	2.6 ~ 8.5	98
07+12	Wall	Wall	—	—	8.25	14.45	—	—	22.70	9.10 ~ 26.60	1610	470 ~ 2010	7.2	2.1 ~ 8.9	98
07+12	Wall	Duct	—	—	7.71	13.49	—	—	21.20	9.40 ~ 26.30	1700	560 ~ 2290	7.6	2.5 ~ 10.2	98
07+12	Duct	Wall	—	—	7.71	13.49	—	—	21.20	9.30 ~ 26.30	1570	540 ~ 2170	7.0	2.4 ~ 9.7	98
07+12	Duct	Duct	—	—	7.13	12.47	—	—	19.60	9.60 ~ 25.90	1610	590 ~ 2440	7.2	2.6 ~ 10.9	98
07+15	Wall	Wall	—	—	6.69	16.71	—	—	23.40	8.70 ~ 31.30	1500	430 ~ 2360	6.7	1.9 ~ 10.5	98
07+15	Wall	Duct	—	—	6.46	16.14	—	—	22.60	9.20 ~ 29.90	1800	620 ~ 2700	8.0	2.8 ~ 12.0	98
07+15	Duct	Wall	—	—	6.46	16.14	—	—	22.60	8.90 ~ 29.90	1650	590 ~ 2430	7.3	2.6 ~ 10.8	98
07+15	Duct	Duct	—	—	6.23	15.57	—	—	21.80	9.40 ~ 28.40	1800	640 ~ 2630	8.0	2.8 ~ 11.7	98
07+18	Wall	Wall	—	—	6.00	18.00	—	—	24.00	8.70 ~ 36.00	1570	430 ~ 3040	7.0	1.9 ~ 13.5	98
07+18	Wall	Duct	—	—	6.00	17.99	—	—	24.00	9.20 ~ 33.50	1970	610 ~ 3280	8.8	2.7 ~ 14.6	98
07+18	Duct	Wall	—	—	6.00	17.99	—	—	24.00	8.80 ~ 33.50	1790	580 ~ 3120	8.0	2.6 ~ 13.9	98
07+18	Duct	Duct	—	—	6.00	17.99	—	—	24.00	9.40 ~ 31.00	2070	630 ~ 3120	9.2	2.8 ~ 13.9	98
09+09	Wall	Wall	—	—	11.25	11.25	—	—	22.50	9.10 ~ 25.00	1560	470 ~ 1830	6.9	2.1 ~ 8.1	98
09+09	Wall	Duct	—	—	11.15	11.15	—	—	22.30	9.30 ~ 25.00	1740	550 ~ 2080	7.7	2.4 ~ 9.3	98
09+09	Duct	Duct	—	—	11.05	11.05	—	—	22.10	9.60 ~ 25.00	1960	640 ~ 2330	8.7	2.8 ~ 10.4	98
09+12	Wall	Wall	—	—	9.63	13.48	—	—	23.10	9.00 ~ 29.70	1610	460 ~ 2390	7.2	2.0 ~ 10.6	98
09+12	Wall	Duct	—	—	9.21	12.89	—	—	22.10	9.30 ~ 28.70	1700	550 ~ 2590	7.6	2.4 ~ 11.5	98
09+12	Duct	Wall	—	—	9.21	12.89	—	—	22.10	9.30 ~ 28.70	1660	540 ~ 2520	7.4	2.4 ~ 11.2	98
09+12	Duct	Duct	—	—	8.79	12.30	—	—	21.10	9.60 ~ 27.60	1860	640 ~ 2770	8.3	2.8 ~ 12.3	98
09+15	Wall	Wall	—	—	7.93	15.87	—	—	23.80	9.70 ~ 34.40	1520	490 ~ 2770	6.8	2.2 ~ 12.3	98
09+15	Wall	Duct	—	—	7.87	15.73	—	—	23.60	9.10 ~ 32.30	1890	610 ~ 3000	8.4	2.7 ~ 13.4	98
09+15	Duct	Wall	—	—	7.87	15.73	—	—	23.60	8.90 ~ 32.30	1680	500 ~ 2680	7.5	2.2 ~ 11.9	98
09+15	Duct	Duct	—	—	7.77	15.53	—	—	23.30	9.40 ~ 30.10	2040	690 ~ 2950	9.1	3.1 ~ 13.1	98
09+18	Wall	Wall	—	—	7.06	16.94	—	—	24.00	8.60 ~ 36.00	1550	430 ~ 3010	6.9	1.9 ~ 13.4	98
09+18	Wall	Duct	—	—	7.06	16.94	—	—	24.00	9.10 ~ 34.00	1920	600 ~ 3150	8.5	2.7 ~ 14.0	98
09+18	Duct	Wall	—	—	7.06	16.94	—	—	24.00	8.80 ~ 34.00	1710	490 ~ 2910	7.6	2.2 ~ 13.0	98
09+18	Duct	Duct	—	—	7.06	16.94	—	—	24.00	9.40 ~ 32.00	2120	680 ~ 3100	9.4	3.0 ~ 13.8	98
12+12	Wall	Wall	—	—	11.90	11.90	—	—	23.80	9.00 ~ 34.40	1620	450 ~ 3000	7.2	2.0 ~ 13.4	98
12+12	Duct	Wall	—	—	11.80	11.80	—	—	23.60	9.30 ~ 32.30	1880	540 ~ 3110	8.4	2.4 ~ 13.8	98
12+12	Duct	Duct	—	—	11.65	11.65	—	—	23.30	9.60 ~ 30.10	2120	640 ~ 3220	9.4	2.8 ~ 14.3	98
12+15	Wall	Wall	—	—	9.88	14.12	—	—	24.00	8.60 ~ 36.00	1550	430 ~ 3000	6.9	1.9 ~ 13.4	98
12+15	Wall	Duct	—	—	9.88	14.12	—	—	24.00	9.00 ~ 34.00	1890	610 ~ 3100	8.4	2.7 ~ 13.8	98
12+15	Duct	Wall	—	—	9.88	14.12	—	—	24.00	8.90 ~ 34.00	1720	500 ~ 2930	7.7	2.2 ~ 13.0	98
12+15	Duct	Duct	—	—	9.88	14.12	—	—	24.00	9.40 ~ 32.00	2130	690 ~ 3110	9.5	3.1 ~ 13.8	98
12+18	Wall	Wall	—	—	8.84	15.16	—	—	24.00	8.60 ~ 36.00	1540	430 ~ 2990	6.9	1.9 ~ 13.3	98
12+18	Wall	Duct	—	—	8.84	15.16	—	—	24.00	9.00 ~ 34.00	1880	600 ~ 3150	8.4	2.7 ~ 14.0	98
12+18	Duct	Wall	—	—	8.84	15.16	—	—	24.00	8.80 ~ 34.00	1710	490 ~ 2910	7.6	2.2 ~ 13.0	98
12+18	Duct	Duct	—	—	8.84	15.16	—	—	24.00	9.40 ~ 32.00	2120	680 ~ 3100	9.4	3.0 ~ 13.8	98
15+15	Wall	Wall	—	—	12.00	12.00	—	—	24.00	8.40 ~ 36.00	1550	430 ~ 2980	6.9	1.9 ~ 13.3	98
15+15	Duct	Wall	—	—	12.00	12.00	—	—	24.00	8.70 ~ 34.00	1750	580 ~ 2870	7.8	2.6 ~ 12.8	98
15+15	Duct	Duct	—	—	12.00	12.00	—	—	24.00	9.10 ~ 32.00	2030	760 ~ 3100	9.0	3.4 ~ 13.8	98

Combination of indoor unit	Type of indoor unit				Capacity of each indoor unit										
					Each capacity (kBtu/h)				Total capacity (kBtu/h)		Total input (W)		Total current (A)		Power factor (%)
	A room	B room	C room	—	A room	B room	C room	—	Rating	(min ~ max)	Rating	(min ~ max)	Rating	(min ~ max)	Rating
15+18	Wall	Wall	—	—	10.91	13.09	—	—	24.00	8.40 ~ 36.00	1550	430 ~ 2990	6.9	1.9 ~ 13.3	98
15+18	Wall	Duct	—	—	10.91	13.09	—	—	24.00	8.70 ~ 34.00	1740	570 ~ 2860	7.7	2.5 ~ 12.7	98
15+18	Duct	Wall	—	—	10.91	13.09	—	—	24.00	8.70 ~ 34.00	1740	570 ~ 2850	7.7	2.5 ~ 12.7	98
15+18	Duct	Duct	—	—	10.91	13.09	—	—	24.00	9.10 ~ 32.00	2020	750 ~ 3090	9.0	3.3 ~ 13.8	98
18+18	Wall	Wall	—	—	12.00	12.00	—	—	24.00	8.30 ~ 36.00	1560	430 ~ 3000	6.9	1.9 ~ 13.4	98
18+18	Duct	Wall	—	—	12.00	12.00	—	—	24.00	8.70 ~ 34.00	1730	560 ~ 2840	7.7	2.5 ~ 12.6	98
18+18	Duct	Duct	—	—	12.00	12.00	—	—	24.00	9.10 ~ 32.00	2010	740 ~ 3080	8.9	3.3 ~ 13.7	98
07+07+07	Wall	Wall	Wall	—	7.70	7.70	7.70	—	23.10	8.60 ~ 29.70	1470	430 ~ 2140	6.5	1.9 ~ 9.5	98
07+07+07	Wall	Wall	Duct	—	7.47	7.47	7.47	—	22.40	8.70 ~ 29.00	1500	440 ~ 2090	6.7	2.0 ~ 9.3	98
07+07+07	Wall	Duct	Duct	—	7.27	7.27	7.27	—	21.80	8.90 ~ 28.30	1550	450 ~ 2110	6.9	2.0 ~ 9.4	98
07+07+07	Duct	Duct	Duct	—	7.03	7.03	7.03	—	21.10	9.00 ~ 27.60	1610	460 ~ 2100	7.2	2.0 ~ 9.3	98
07+07+09	Wall	Wall	Wall	—	7.26	7.26	9.08	—	23.60	8.60 ~ 32.90	1500	430 ~ 2540	6.7	1.9 ~ 11.3	98
07+07+09	Wall	Wall	Duct	—	7.14	7.14	8.92	—	23.20	8.70 ~ 31.70	1630	490 ~ 2510	7.3	2.2 ~ 11.2	98
07+07+09	Wall	Duct	Wall	—	7.14	7.14	8.92	—	23.20	8.70 ~ 31.70	1610	480 ~ 2440	7.2	2.1 ~ 10.9	98
07+07+09	Duct	Wall	Duct	—	7.05	7.05	8.81	—	22.90	8.90 ~ 30.50	1720	500 ~ 2440	7.7	2.2 ~ 10.9	98
07+07+09	Duct	Duct	Wall	—	7.05	7.05	8.81	—	22.90	8.80 ~ 30.50	1700	490 ~ 2360	7.6	2.2 ~ 10.5	98
07+07+09	Duct	Duct	Duct	—	6.92	6.92	8.65	—	22.50	9.00 ~ 29.30	1840	510 ~ 2390	8.2	2.3 ~ 10.6	98
07+07+12	Wall	Wall	Wall	—	6.40	6.40	11.20	—	24.00	8.50 ~ 36.00	1530	430 ~ 2970	6.8	1.9 ~ 13.2	98
07+07+12	Wall	Wall	Duct	—	6.40	6.40	11.19	—	24.00	8.70 ~ 34.40	1710	490 ~ 2860	7.6	2.2 ~ 12.7	98
07+07+12	Wall	Duct	Wall	—	6.40	6.40	11.19	—	24.00	8.60 ~ 34.40	1680	480 ~ 2800	7.5	2.1 ~ 12.5	98
07+07+12	Duct	Wall	Duct	—	6.40	6.40	11.19	—	24.00	8.90 ~ 32.70	1850	500 ~ 2740	8.2	2.2 ~ 12.2	98
07+07+12	Duct	Duct	Wall	—	6.40	6.40	11.19	—	24.00	8.80 ~ 32.70	1800	490 ~ 2610	8.0	2.2 ~ 11.6	98
07+07+12	Duct	Duct	Duct	—	6.40	6.40	11.19	—	24.00	9.00 ~ 31.10	2020	510 ~ 2640	9.0	2.3 ~ 11.8	98
07+07+15	Wall	Wall	Wall	—	5.33	5.33	13.32	—	24.00	8.30 ~ 36.00	1620	430 ~ 3020	7.2	1.9 ~ 13.4	98
07+07+15	Wall	Wall	Duct	—	5.33	5.33	13.32	—	24.00	8.60 ~ 34.70	1760	570 ~ 2930	7.8	2.5 ~ 13.0	98
07+07+15	Wall	Duct	Wall	—	5.33	5.33	13.32	—	24.00	8.40 ~ 34.50	1810	570 ~ 2880	8.1	2.5 ~ 12.8	98
07+07+15	Duct	Wall	Duct	—	5.33	5.33	13.32	—	24.00	8.70 ~ 32.90	1870	580 ~ 2730	8.3	2.6 ~ 12.2	98
07+07+15	Duct	Duct	Wall	—	5.33	5.33	13.32	—	24.00	8.50 ~ 32.90	1840	570 ~ 2670	8.2	2.5 ~ 11.9	98
07+07+15	Duct	Duct	Duct	—	5.33	5.33	13.32	—	24.00	8.80 ~ 31.40	2000	590 ~ 2600	8.9	2.6 ~ 11.6	98
07+07+18	Wall	Wall	Wall	—	4.80	4.80	14.40	—	24.00	8.30 ~ 36.00	1630	430 ~ 3040	7.3	1.9 ~ 13.5	98
07+07+18	Wall	Wall	Duct	—	4.80	4.80	14.40	—	24.00	8.60 ~ 34.70	1750	560 ~ 2920	7.8	2.5 ~ 13.0	98
07+07+18	Wall	Duct	Wall	—	4.80	4.80	14.40	—	24.00	8.40 ~ 34.50	1810	560 ~ 2870	8.1	2.5 ~ 12.8	98
07+07+18	Duct	Wall	Duct	—	4.80	4.80	14.40	—	24.00	8.70 ~ 33.10	1860	570 ~ 2720	8.3	2.5 ~ 12.1	98
07+07+18	Duct	Duct	Wall	—	4.80	4.80	14.40	—	24.00	8.50 ~ 33.10	1830	560 ~ 2660	8.1	2.5 ~ 11.8	98
07+07+18	Duct	Duct	Duct	—	4.80	4.80	14.40	—	24.00	8.80 ~ 31.60	1990	580 ~ 2590	8.9	2.6 ~ 11.5	98
07+09+09	Wall	Wall	Wall	—	6.85	8.57	8.57	—	24.00	8.50 ~ 36.00	1530	430 ~ 2970	6.8	1.9 ~ 13.2	98
07+09+09	Wall	Wall	Duct	—	6.85	8.57	8.57	—	24.00	8.70 ~ 34.30	1800	480 ~ 2830	8.0	2.1 ~ 12.6	98
07+09+09	Wall	Duct	Duct	—	6.86	8.57	8.57	—	24.00	8.90 ~ 32.70	1900	550 ~ 2790	8.5	2.4 ~ 12.4	98
07+09+09	Duct	Wall	Wall	—	6.86	8.57	8.57	—	24.00	8.60 ~ 34.30	1690	530 ~ 2850	7.5	2.4 ~ 12.7	98
07+09+09	Duct	Wall	Duct	—	6.86	8.57	8.57	—	24.00	8.80 ~ 32.70	1870	540 ~ 2750	8.3	2.4 ~ 12.2	98
07+09+09	Duct	Duct	Duct	—	6.86	8.57	8.57	—	24.00	9.00 ~ 31.00	2200	560 ~ 2640	9.8	2.5 ~ 11.8	98
07+09+12	Wall	Wall	Wall	—	6.00	7.50	10.50	—	24.00	8.50 ~ 36.00	1530	420 ~ 2960	6.8	1.9 ~ 13.2	98
07+09+12	Wall	Wall	Duct	—	6.00	7.50	10.50	—	24.00	8.70 ~ 34.70	1700	480 ~ 2880	7.6	2.1 ~ 12.8	98
07+09+12	Wall	Duct	Wall	—	6.00	7.50	10.50	—	24.00	8.60 ~ 34.70	1680	480 ~ 2850	7.5	2.1 ~ 12.7	98
07+09+12	Wall	Duct	Duct	—	6.00	7.50	10.50	—	24.00	8.90 ~ 33.30	1900	550 ~ 2890	8.5	2.4 ~ 12.9	98
07+09+12	Duct	Wall	Wall	—	6.00	7.50	10.50	—	24.00	8.60 ~ 34.40	1720	530 ~ 2830	7.7	2.4 ~ 12.6	98
07+09+12	Duct	Wall	Duct	—	6.00	7.50	10.50	—	24.00	8.80 ~ 32.90	1870	540 ~ 2750	8.3	2.4 ~ 12.2	98
07+09+12	Duct	Duct	Wall	—	6.00	7.50	10.50	—	24.00	8.80 ~ 32.90	1850	540 ~ 2710	8.2	2.4 ~ 12.1	98
07+09+12	Duct	Duct	Duct	—	6.00	7.50	10.50	—	24.00	9.00 ~ 31.30	2070	560 ~ 2690	9.2	2.5 ~ 12.0	98
07+09+15	Wall	Wall	Wall	—	5.05	6.32	12.63	—	24.00	8.30 ~ 36.00	1640	440 ~ 3050	7.3	2.0 ~ 13.6	98
07+09+15	Wall	Wall	Duct	—	5.05	6.32	12.63	—	24.00	8.50 ~ 34.70	1760	570 ~ 2910	7.8	2.5 ~ 13.0	98
07+09+15	Wall	Duct	Wall	—	5.05	6.32	12.63	—	24.00	8.40 ~ 34.70	1720	480 ~ 2830	7.7	2.1 ~ 12.6	98
07+09+15	Wall	Duct	Duct	—	5.05	6.32	12.63	—	24.00	8.70 ~ 33.30	1920	630 ~ 2830	8.5	2.8 ~ 12.6	98
07+09+15	Duct	Wall	Wall	—	5.05	6.32	12.63	—	24.00	8.40 ~ 34.50	1870	620 ~ 2940	8.3	2.8 ~ 13.1	98
07+09+15	Duct	Wall	Duct	—	5.05	6.32	12.63	—	24.00	8.60 ~ 33.00	1910	620 ~ 2750	8.5	2.8 ~ 12.2	98
07+09+15	Duct	Duct	Wall	—	5.05	6.32	12.63	—	24.00	8.50 ~ 33.00	1890	620 ~ 2720	8.4	2.8 ~ 12.1	98
07+09+15	Duct	Duct	Duct	—	5.05	6.32	12.63	—	24.00	8.80 ~ 31.50	2060	640 ~ 2650	9.2	2.8 ~ 11.8	98
07+09+18	Wall	Wall	Wall	—	4.57	5.71	13.71	—	24.00	8.30 ~ 36.00	1650	440 ~ 3070	7.3	2.0 ~ 13.7	98
07+09+18	Wall	Wall	Duct	—	4.57	5.71	13.71	—	24.00	8.50 ~ 34.70	1750	560 ~ 2900	7.8	2.5 ~ 12.9	98
07+09+18	Wall	Duct	Wall	—	4.57	5.71	13.71	—	24.00	8.40 ~ 34.70	1720	480 ~ 2840	7.7	2.1 ~ 12.6	98
07+09+18	Wall	Duct	Duct	—	4.57	5.71	13.70	—	24.00	8.70 ~ 33.30	1910	620 ~ 2820	8.5	2.8 ~ 12.6	98

Combination of indoor unit	Type of indoor unit				Capacity of each indoor unit										
					Each capacity (kBtu/h)				Total capacity (kBtu/h)		Total input (W)		Total current (A)		Power factor (%)
	A room	B room	C room	—	A room	B room	C room	—	Rating	(min ~ max)	Rating	(min ~ max)	Rating	(min ~ max)	Rating
07+09+18	Duct	Wall	Wall	—	4.57	5.71	13.70	—	24.00	8.30 ~ 34.60	1870	610 ~ 2990	8.3	2.7 ~ 13.3	98
07+09+18	Duct	Wall	Duct	—	4.57	5.71	13.70	—	24.00	8.60 ~ 33.20	1900	610 ~ 2790	8.5	2.7 ~ 12.4	98
07+09+18	Duct	Duct	Wall	—	4.57	5.71	13.70	—	24.00	8.50 ~ 33.20	1880	610 ~ 2760	8.4	2.7 ~ 12.3	98
07+09+18	Duct	Duct	Duct	—	4.57	5.71	13.70	—	24.00	8.80 ~ 31.80	2050	630 ~ 2690	9.1	2.8 ~ 12.0	98
07+12+12	Wall	Wall	Wall	—	5.34	9.33	9.33	—	24.00	8.40 ~ 36.00	1540	420 ~ 2960	6.9	1.9 ~ 13.2	98
07+12+12	Wall	Wall	Duct	—	5.33	9.33	9.33	—	24.00	8.60 ~ 34.70	1680	480 ~ 2850	7.5	2.1 ~ 12.7	98
07+12+12	Wall	Duct	Duct	—	5.32	9.33	9.33	—	24.00	8.90 ~ 33.30	1900	550 ~ 2890	8.5	2.4 ~ 12.9	98
07+12+12	Duct	Wall	Wall	—	5.32	9.33	9.33	—	24.00	8.50 ~ 34.50	1720	530 ~ 2820	7.7	2.4 ~ 12.6	98
07+12+12	Duct	Wall	Duct	—	5.32	9.33	9.33	—	24.00	8.80 ~ 33.00	1850	540 ~ 2710	8.2	2.4 ~ 12.1	98
07+12+12	Duct	Duct	Duct	—	5.32	9.33	9.33	—	24.00	9.00 ~ 31.50	2070	560 ~ 2740	9.2	2.5 ~ 12.2	98
07+12+15	Wall	Wall	Wall	—	4.57	8.00	11.42	—	24.00	8.30 ~ 36.00	1660	440 ~ 3090	7.4	2.0 ~ 13.8	98
07+12+15	Wall	Wall	Duct	—	4.57	8.00	11.43	—	24.00	8.50 ~ 34.70	1760	570 ~ 2910	7.8	2.5 ~ 13.0	98
07+12+15	Wall	Duct	Wall	—	4.57	8.00	11.43	—	24.00	8.40 ~ 34.70	1720	480 ~ 2830	7.7	2.1 ~ 12.6	98
07+12+15	Wall	Duct	Duct	—	4.57	8.00	11.43	—	24.00	8.70 ~ 33.30	1920	630 ~ 2830	8.5	2.8 ~ 12.6	98
07+12+15	Duct	Wall	Wall	—	4.57	8.00	11.43	—	24.00	8.30 ~ 34.60	1890	630 ~ 3020	8.4	2.8 ~ 13.4	98
07+12+15	Duct	Wall	Duct	—	4.57	8.00	11.43	—	24.00	8.60 ~ 33.20	1900	620 ~ 2780	8.5	2.8 ~ 12.4	98
07+12+15	Duct	Duct	Wall	—	4.57	8.00	11.43	—	24.00	8.50 ~ 33.20	1890	620 ~ 2770	8.4	2.8 ~ 12.3	98
07+12+15	Duct	Duct	Duct	—	4.57	8.00	11.43	—	24.00	8.80 ~ 31.80	2060	640 ~ 2700	9.2	2.8 ~ 12.0	98
07+12+18	Wall	Wall	Wall	—	4.17	7.30	12.52	—	24.00	8.30 ~ 36.00	1680	440 ~ 3110	7.5	2.0 ~ 13.8	98
07+12+18	Wall	Wall	Duct	—	4.17	7.30	12.52	—	24.00	8.50 ~ 34.70	1750	560 ~ 2900	7.8	2.5 ~ 12.9	98
07+12+18	Wall	Duct	Wall	—	4.17	7.30	12.52	—	24.00	8.40 ~ 34.70	1720	480 ~ 2840	7.7	2.1 ~ 12.6	98
07+12+18	Wall	Duct	Duct	—	4.17	7.30	12.51	—	24.00	8.70 ~ 33.40	1910	620 ~ 2820	8.5	2.8 ~ 12.6	98
07+12+18	Duct	Wall	Wall	—	4.17	7.30	12.51	—	24.00	8.30 ~ 34.70	1890	620 ~ 2820	8.4	2.8 ~ 12.6	98
07+12+18	Duct	Wall	Duct	—	4.17	7.30	12.51	—	24.00	8.60 ~ 33.40	1890	610 ~ 2770	8.4	2.7 ~ 12.3	98
07+12+18	Duct	Duct	Wall	—	4.17	7.30	12.51	—	24.00	8.50 ~ 33.40	1880	610 ~ 2760	8.4	2.7 ~ 12.3	98
07+12+18	Duct	Duct	Duct	—	4.17	7.30	12.51	—	24.00	8.80 ~ 32.10	2050	630 ~ 2740	9.1	2.8 ~ 12.2	98
07+15+15	Wall	Wall	Wall	—	3.99	10.00	10.00	—	24.00	8.20 ~ 36.00	1920	480 ~ 3150	8.5	2.1 ~ 14.0	98
07+15+15	Wall	Wall	Duct	—	4.00	10.00	10.00	—	24.00	8.30 ~ 34.70	1860	580 ~ 2980	8.3	2.6 ~ 13.3	98
07+15+15	Wall	Duct	Duct	—	4.00	10.00	10.00	—	24.00	8.50 ~ 33.40	1980	710 ~ 2870	8.8	3.2 ~ 12.8	98
07+15+15	Duct	Wall	Wall	—	4.00	10.00	10.00	—	24.00	8.20 ~ 34.70	2200	750 ~ 3150	9.8	3.3 ~ 14.0	98
07+15+15	Duct	Wall	Duct	—	4.00	10.00	10.00	—	24.00	8.40 ~ 33.40	2010	720 ~ 2890	8.9	3.2 ~ 12.9	98
07+15+15	Duct	Duct	Duct	—	4.00	10.00	10.00	—	24.00	8.60 ~ 32.10	2090	720 ~ 2750	9.3	3.2 ~ 12.2	98
09+09+09	Wall	Wall	Wall	—	8.00	8.00	8.00	—	24.00	8.50 ~ 36.00	1530	420 ~ 2960	6.8	1.9 ~ 13.2	98
09+09+09	Wall	Wall	Duct	—	8.00	8.00	8.00	—	24.00	8.60 ~ 34.70	1680	480 ~ 2850	7.5	2.1 ~ 12.7	98
09+09+09	Wall	Duct	Duct	—	8.00	8.00	8.00	—	24.00	8.80 ~ 33.30	1870	540 ~ 2800	8.3	2.4 ~ 12.5	98
09+09+09	Duct	Duct	Duct	—	8.00	8.00	8.00	—	24.00	9.00 ~ 32.00	2120	610 ~ 2840	9.4	2.7 ~ 12.6	98
09+09+12	Wall	Wall	Wall	—	7.06	7.06	9.88	—	24.00	8.40 ~ 36.00	1540	420 ~ 2960	6.9	1.9 ~ 13.2	98
09+09+12	Wall	Wall	Duct	—	7.06	7.06	9.88	—	24.00	8.60 ~ 34.70	1680	480 ~ 2850	7.5	2.1 ~ 12.7	98
09+09+12	Wall	Duct	Wall	—	7.06	7.06	9.88	—	24.00	8.60 ~ 34.70	1670	480 ~ 2830	7.4	2.1 ~ 12.6	98
09+09+12	Wall	Duct	Duct	—	7.06	7.06	9.89	—	24.00	8.80 ~ 33.30	1870	540 ~ 2800	8.3	2.4 ~ 12.5	98
09+09+12	Duct	Duct	Wall	—	7.06	7.06	9.89	—	24.00	8.80 ~ 33.30	1850	540 ~ 2760	8.2	2.4 ~ 12.3	98
09+09+12	Duct	Duct	Duct	—	7.06	7.06	9.87	—	24.00	9.00 ~ 32.00	2120	610 ~ 2840	9.4	2.7 ~ 12.6	98
09+09+15	Wall	Wall	Wall	—	6.00	6.00	11.99	—	24.00	8.30 ~ 36.00	1670	440 ~ 3090	7.4	2.0 ~ 13.8	98
09+09+15	Wall	Wall	Duct	—	6.00	6.00	12.00	—	24.00	8.50 ~ 34.70	1760	570 ~ 2910	7.8	2.5 ~ 13.0	98
09+09+15	Wall	Duct	Wall	—	6.00	6.00	12.00	—	24.00	8.40 ~ 34.70	1730	480 ~ 2850	7.7	2.1 ~ 12.7	98
09+09+15	Wall	Duct	Duct	—	6.00	6.00	11.99	—	24.00	8.60 ~ 33.30	1910	620 ~ 2800	8.5	2.8 ~ 12.5	98
09+09+15	Duct	Duct	Wall	—	6.00	6.00	11.99	—	24.00	8.50 ~ 33.30	1800	530 ~ 2670	8.0	2.4 ~ 11.9	98
09+09+15	Duct	Duct	Duct	—	6.00	6.00	12.00	—	24.00	8.80 ~ 32.00	2110	690 ~ 2800	9.4	3.1 ~ 12.5	98
09+09+18	Wall	Wall	Wall	—	5.45	5.45	13.08	—	24.00	8.30 ~ 36.00	1680	440 ~ 3110	7.5	2.0 ~ 13.8	98
09+09+18	Wall	Wall	Duct	—	5.45	5.45	13.09	—	24.00	8.50 ~ 34.70	1750	560 ~ 2900	7.8	2.5 ~ 12.9	98
09+09+18	Wall	Duct	Wall	—	5.45	5.45	13.09	—	24.00	8.30 ~ 34.70	1740	480 ~ 2860	7.7	2.1 ~ 12.7	98
09+09+18	Wall	Duct	Duct	—	5.45	5.45	13.08	—	24.00	8.60 ~ 33.30	1900	610 ~ 2790	8.5	2.7 ~ 12.4	98
09+09+18	Duct	Duct	Wall	—	5.45	5.45	13.08	—	24.00	8.50 ~ 33.30	1800	530 ~ 2680	8.0	2.4 ~ 11.9	98
09+09+18	Duct	Duct	Duct	—	5.45	5.45	13.09	—	24.00	8.80 ~ 32.00	2100	680 ~ 2790	9.3	3.0 ~ 12.4	98
09+12+12	Wall	Wall	Wall	—	6.31	8.84	8.84	—	24.00	8.40 ~ 36.00	1540	430 ~ 2970	6.9	1.9 ~ 13.2	98
09+12+12	Wall	Wall	Duct	—	6.32	8.84	8.84	—	24.00	8.60 ~ 34.70	1670	480 ~ 2830	7.4	2.1 ~ 12.6	98
09+12+12	Wall	Duct	Duct	—	6.31	8.84	8.84	—	24.00	8.80 ~ 33.30	1870	540 ~ 2800	8.3	2.4 ~ 12.5	98
09+12+12	Duct	Wall	Wall	—	6.32	8.84	8.84	—	24.00	8.50 ~ 34.70	1670	480 ~ 2820	7.4	2.1 ~ 12.6	98
09+12+12	Duct	Wall	Duct	—	6.31	8.84	8.84	—	24.00	8.80 ~ 33.30	1850	540 ~ 2760	8.2	2.4 ~ 12.3	98
09+12+12	Duct	Duct	Duct	—	6.33	8.84	8.84	—	24.00	9.00 ~ 32.00	2120	610 ~ 2840	9.4	2.7 ~ 12.6	98
09+12+15	Wall	Wall	Wall	—	5.45	7.64	10.91	—	24.00	8.20 ~ 36.00	1690	440 ~ 3140	7.5	2.0 ~ 14.0	98

Combination of indoor unit	Type of indoor unit				Capacity of each indoor unit										
					Each capacity (kBtu/h)				Total capacity (kBtu/h)		Total input (W)		Total current (A)		Power factor (%)
	A room	B room	C room	—	A room	B room	C room	—	Rating	(min ~ max)	Rating	(min ~ max)	Rating	(min ~ max)	Rating
09+12+15	Wall	Wall	Duct	—	5.45	7.64	10.91	—	24.00	8.40 ~ 34.70	1760	570 ~ 2910	7.8	2.5 ~ 13.0	98
09+12+15	Wall	Duct	Wall	—	5.45	7.64	10.91	—	24.00	8.40 ~ 34.70	1730	480 ~ 2850	7.7	2.1 ~ 12.7	98
09+12+15	Wall	Duct	Duct	—	5.45	7.64	10.91	—	24.00	8.60 ~ 33.30	1910	620 ~ 2800	8.5	2.8 ~ 12.5	98
09+12+15	Duct	Wall	Wall	—	5.45	7.64	10.91	—	24.00	8.30 ~ 34.70	1750	480 ~ 2870	7.8	2.1 ~ 12.8	98
09+12+15	Duct	Wall	Duct	—	5.45	7.64	10.91	—	24.00	8.60 ~ 33.30	1900	620 ~ 2780	8.5	2.8 ~ 12.4	98
09+12+15	Duct	Duct	Wall	—	5.45	7.64	10.91	—	24.00	8.50 ~ 33.30	1800	530 ~ 2670	8.0	2.4 ~ 11.9	98
09+12+15	Duct	Duct	Duct	—	5.45	7.64	10.91	—	24.00	8.80 ~ 32.00	2110	690 ~ 2800	9.4	3.1 ~ 12.5	98
09+12+18	Wall	Wall	Wall	—	5.00	7.00	12.00	—	24.00	8.20 ~ 36.00	1710	450 ~ 3110	7.6	2.0 ~ 13.8	98
09+12+18	Wall	Wall	Duct	—	5.00	7.00	12.00	—	24.00	8.40 ~ 34.80	1750	560 ~ 2900	7.8	2.5 ~ 12.9	98
09+12+18	Wall	Duct	Wall	—	5.00	7.00	12.00	—	24.00	8.30 ~ 34.80	1740	480 ~ 2860	7.7	2.1 ~ 12.7	98
09+12+18	Wall	Duct	Duct	—	5.00	7.00	12.00	—	24.00	8.60 ~ 33.50	1900	610 ~ 2790	8.5	2.7 ~ 12.4	98
09+12+18	Duct	Wall	Wall	—	5.00	7.00	12.00	—	24.00	8.30 ~ 34.80	1760	480 ~ 2930	7.8	2.1 ~ 13.0	98
09+12+18	Duct	Wall	Duct	—	5.00	7.00	12.00	—	24.00	8.60 ~ 33.50	1890	610 ~ 2770	8.4	2.7 ~ 12.3	98
09+12+18	Duct	Duct	Wall	—	5.00	7.00	12.00	—	24.00	8.50 ~ 33.50	1800	530 ~ 2680	8.0	2.4 ~ 11.9	98
09+12+18	Duct	Duct	Duct	—	5.00	7.00	12.00	—	24.00	8.80 ~ 32.30	2100	680 ~ 2790	9.3	3.0 ~ 12.4	98
09+15+15	Wall	Wall	Wall	—	4.80	9.60	9.60	—	24.00	8.20 ~ 36.00	2020	490 ~ 3130	9.0	2.2 ~ 13.9	98
09+15+15	Wall	Wall	Duct	—	4.80	9.60	9.60	—	24.00	8.30 ~ 34.80	1890	580 ~ 3080	8.4	2.6 ~ 13.7	98
09+15+15	Wall	Duct	Duct	—	4.80	9.60	9.60	—	24.00	8.50 ~ 33.50	1980	710 ~ 2860	8.8	3.2 ~ 12.7	98
09+15+15	Duct	Wall	Wall	—	4.80	9.60	9.60	—	24.00	8.20 ~ 34.80	1960	510 ~ 3220	8.7	2.3 ~ 14.3	98
09+15+15	Duct	Wall	Duct	—	4.80	9.60	9.60	—	24.00	8.40 ~ 33.50	1950	620 ~ 2850	8.7	2.8 ~ 12.7	98
09+15+15	Duct	Duct	Duct	—	4.80	9.60	9.60	—	24.00	8.60 ~ 32.30	2140	770 ~ 2800	9.5	3.4 ~ 12.5	98
12+12+12	Wall	Wall	Wall	—	8.00	8.00	8.00	—	24.00	8.40 ~ 36.00	1550	430 ~ 2990	6.9	1.9 ~ 13.3	98
12+12+12	Wall	Wall	Duct	—	8.00	8.00	8.00	—	24.00	8.50 ~ 34.70	1670	480 ~ 2820	7.4	2.1 ~ 12.6	98
12+12+12	Wall	Duct	Duct	—	8.00	8.00	8.00	—	24.00	8.80 ~ 33.30	1850	540 ~ 2760	8.2	2.4 ~ 12.3	98
12+12+12	Duct	Duct	Duct	—	8.00	8.00	8.00	—	24.00	9.00 ~ 32.00	2120	610 ~ 2840	9.4	2.7 ~ 12.6	98
12+12+15	Wall	Wall	Wall	—	7.00	7.00	10.00	—	24.00	8.20 ~ 36.00	1730	450 ~ 3140	7.7	2.0 ~ 14.0	98
12+12+15	Wall	Wall	Duct	—	7.00	7.00	10.01	—	24.00	8.40 ~ 34.80	1770	570 ~ 2920	7.9	2.5 ~ 13.0	98
12+12+15	Wall	Duct	Wall	—	7.00	7.00	10.01	—	24.00	8.30 ~ 34.80	1750	480 ~ 2870	7.8	2.1 ~ 12.8	98
12+12+15	Wall	Duct	Duct	—	7.00	7.00	9.99	—	24.00	8.60 ~ 33.50	1900	620 ~ 2780	8.5	2.8 ~ 12.4	98
12+12+15	Duct	Duct	Wall	—	7.00	7.00	9.99	—	24.00	8.50 ~ 33.50	1800	530 ~ 2670	8.0	2.4 ~ 11.9	98
12+12+15	Duct	Duct	Duct	—	7.00	7.00	10.00	—	24.00	8.80 ~ 32.30	2110	690 ~ 2800	9.4	3.1 ~ 12.5	98

Notes:

1. Cooling capacity is based on 80°FDB (26.7°CDB) / 67°FWB (19.4°CWB) (Indoor temperature), 95°FDB (35°CDB) / 75°FWB (24°CWB) (Outdoor temperature).
   Heating capacity is based on 70°FDB (21°CDB) / 60°FWB (15.6°CWB) (Indoor temperature), 47°FDB (8.3°CDB) / 43°FWB (6°CWB) (Outdoor temperature).
2. The total capacity of connected indoor units is up to 39.0 kBtu/h.
3. It is impossible to connect the indoor unit for one room only.
4. The above is the value for connecting with the following indoor units.
   7.0 kBtu/h class; wall mount type L series or Duct type L series
   9.0 kBtu/h class; wall mount type L series or Duct type L series
   12.0 kBtu/h class; wall mount type L series or Duct type L series
   15.0 kBtu/h class; wall mount type L series or Duct type L series
   18.0 kBtu/h class; wall mount type L series or Duct type L series

C: 3D093886B
C: 3D093887B
C: 3D093888B
C: 3D093889B
C: 3D093890B
C: 3D111392A

Cooling [60 Hz, 230 V]

Combination of indoor unit	Type of indoor unit				Capacity of each indoor unit										
					Each capacity (kBtu/h)				Total capacity (kBtu/h)		Total input (W)		Total current (A)		Power factor (%)
	A room	B room	C room	—	A room	B room	C room	—	Rating	(min ~ max)	Rating	(min ~ max)	Rating	(min ~ max)	Rating
07	Wall	—	—	—	7.60	—	—	—	7.60	7.30 ~ 8.40	580	480 ~ 580	2.6	2.1 ~ 2.6	98
07	Duct	—	—	—	7.10	—	—	—	7.10	7.30 ~ 7.10	480	480 ~ 480	2.1	2.1 ~ 2.1	98
09	Wall	—	—	—	9.80	—	—	—	9.80	7.40 ~ 10.80	720	480 ~ 800	3.2	2.1 ~ 3.5	98
09	Duct	—	—	—	9.10	—	—	—	9.10	7.30 ~ 9.60	700	530 ~ 700	3.1	2.4 ~ 3.1	98
12	Wall	—	—	—	13.00	—	—	—	13.00	7.50 ~ 14.40	1040	480 ~ 1220	4.6	2.1 ~ 5.4	98
12	Duct	—	—	—	12.10	—	—	—	12.10	7.30 ~ 12.10	1050	530 ~ 1050	4.7	2.4 ~ 4.7	98
15	Wall	—	—	—	16.30	—	—	—	16.30	8.90 ~ 18.00	1220	510 ~ 1410	5.4	2.3 ~ 6.3	98
15	Duct	—	—	—	14.80	—	—	—	14.80	8.10 ~ 15.40	1340	640 ~ 1380	5.9	2.8 ~ 6.1	98
18	Wall	—	—	—	19.50	—	—	—	19.50	8.90 ~ 21.60	1560	510 ~ 1880	6.9	2.3 ~ 8.3	98
18	Duct	—	—	—	17.60	—	—	—	17.60	8.10 ~ 18.80	1710	630 ~ 1810	7.6	2.8 ~ 8.0	98
07+07	Wall	Wall	—	—	7.60	7.60	—	—	15.20	8.90 ~ 16.80	1080	510 ~ 1270	4.8	2.3 ~ 5.6	98
07+07	Wall	Duct	—	—	7.30	7.30	—	—	14.60	8.80 ~ 15.60	1040	510 ~ 1130	4.6	2.3 ~ 5.0	98
07+07	Duct	Duct	—	—	6.95	6.95	—	—	13.90	8.80 ~ 14.30	1000	510 ~ 1000	4.4	2.3 ~ 4.4	98
07+09	Wall	Wall	—	—	7.69	9.61	—	—	17.30	8.90 ~ 19.20	1320	510 ~ 1510	5.9	2.3 ~ 6.7	98
07+09	Wall	Duct	—	—	7.38	9.22	—	—	16.60	8.80 ~ 17.90	1360	560 ~ 1460	6.0	2.5 ~ 6.5	98
07+09	Duct	Wall	—	—	7.38	9.22	—	—	16.60	8.90 ~ 17.90	1320	560 ~ 1460	5.9	2.5 ~ 6.5	98
07+09	Duct	Duct	—	—	7.02	8.78	—	—	15.80	8.80 ~ 16.60	1220	560 ~ 1220	5.4	2.5 ~ 5.4	98
07+12	Wall	Wall	—	—	7.31	12.79	—	—	20.10	9.00 ~ 22.80	1620	510 ~ 2000	7.2	2.3 ~ 8.9	98
07+12	Wall	Duct	—	—	7.02	12.28	—	—	19.30	8.80 ~ 21.40	1660	560 ~ 1990	7.4	2.5 ~ 8.8	98
07+12	Duct	Wall	—	—	7.02	12.28	—	—	19.30	9.00 ~ 21.40	1620	570 ~ 1880	7.2	2.5 ~ 8.3	98
07+12	Duct	Duct	—	—	6.73	11.77	—	—	18.50	8.80 ~ 19.90	1560	560 ~ 1760	6.9	2.5 ~ 7.8	98
07+15	Wall	Wall	—	—	6.31	15.79	—	—	22.10	10.00 ~ 26.40	1610	520 ~ 2170	7.1	2.3 ~ 9.6	98
07+15	Wall	Duct	—	—	6.20	15.50	—	—	21.70	9.40 ~ 24.90	1890	660 ~ 2290	8.4	2.9 ~ 10.2	98
07+15	Duct	Wall	—	—	6.20	15.50	—	—	21.70	10.00 ~ 24.90	1750	660 ~ 2140	7.8	2.9 ~ 9.5	98
07+15	Duct	Duct	—	—	6.09	15.21	—	—	21.30	9.40 ~ 23.30	1890	660 ~ 2170	8.4	2.9 ~ 9.6	98
07+18	Wall	Wall	—	—	6.00	18.00	—	—	24.00	10.10 ~ 30.00	1830	520 ~ 2750	8.1	2.3 ~ 12.2	98
07+18	Wall	Duct	—	—	6.00	18.00	—	—	24.00	9.40 ~ 28.30	2210	650 ~ 2910	9.8	2.9 ~ 12.9	98
07+18	Duct	Wall	—	—	6.00	18.00	—	—	24.00	10.00 ~ 28.30	2010	650 ~ 2620	8.9	2.9 ~ 11.6	98
07+18	Duct	Duct	—	—	6.00	18.00	—	—	24.00	9.40 ~ 26.60	2210	650 ~ 2580	9.8	2.9 ~ 11.4	98
09+09	Wall	Wall	—	—	9.75	9.75	—	—	19.50	9.00 ~ 21.60	1570	510 ~ 1830	7.0	2.3 ~ 8.1	98
09+09	Wall	Duct	—	—	9.30	9.30	—	—	18.60	8.90 ~ 20.20	1560	560 ~ 1720	6.9	2.5 ~ 7.6	98
09+09	Duct	Duct	—	—	8.80	8.80	—	—	17.60	8.80 ~ 18.80	1510	620 ~ 1660	6.7	2.8 ~ 7.4	98
09+12	Wall	Wall	—	—	8.92	12.48	—	—	21.40	9.10 ~ 25.20	1780	510 ~ 2360	7.9	2.3 ~ 10.5	98
09+12	Wall	Duct	—	—	8.72	12.18	—	—	20.90	8.90 ~ 23.70	1820	560 ~ 2280	8.1	2.5 ~ 10.1	98
09+12	Duct	Wall	—	—	8.72	12.18	—	—	20.90	9.00 ~ 23.70	1830	570 ~ 2230	8.1	2.5 ~ 9.9	98
09+12	Duct	Duct	—	—	8.45	11.84	—	—	20.30	8.80 ~ 22.10	1870	620 ~ 2090	8.3	2.8 ~ 9.3	98
09+15	Wall	Wall	—	—	7.80	15.60	—	—	23.40	10.10 ~ 28.80	1770	520 ~ 2490	7.9	2.3 ~ 11.0	98
09+15	Wall	Duct	—	—	7.77	15.53	—	—	23.30	9.50 ~ 27.20	2110	660 ~ 2730	9.4	2.9 ~ 12.1	98
09+15	Duct	Wall	—	—	7.77	15.53	—	—	23.30	10.00 ~ 27.20	1880	570 ~ 2350	8.3	2.5 ~ 10.4	98
09+15	Duct	Duct	—	—	7.70	15.40	—	—	23.10	9.40 ~ 25.50	2160	720 ~ 2520	9.6	3.2 ~ 11.2	98
09+18	Wall	Wall	—	—	7.06	16.94	—	—	24.00	10.10 ~ 30.00	1830	520 ~ 2690	8.1	2.3 ~ 11.9	98
09+18	Wall	Duct	—	—	7.06	16.94	—	—	24.00	9.50 ~ 28.50	2160	650 ~ 2850	9.6	2.9 ~ 12.6	98
09+18	Duct	Wall	—	—	7.06	16.94	—	—	24.00	10.00 ~ 28.50	1930	570 ~ 2540	8.6	2.5 ~ 11.3	98
09+18	Duct	Duct	—	—	7.06	16.94	—	—	24.00	9.40 ~ 27.00	2270	700 ~ 2690	10.1	3.1 ~ 11.9	98
12+12	Wall	Wall	—	—	11.70	11.70	—	—	23.40	9.20 ~ 28.80	2010	510 ~ 2820	8.9	2.3 ~ 12.5	98
12+12	Duct	Wall	—	—	11.65	11.65	—	—	23.30	9.00 ~ 27.20	2170	570 ~ 2860	9.6	2.5 ~ 12.7	98
12+12	Duct	Duct	—	—	11.55	11.55	—	—	23.10	8.80 ~ 25.50	2330	620 ~ 2700	10.3	2.8 ~ 12.0	98
12+15	Wall	Wall	—	—	9.88	14.12	—	—	24.00	10.20 ~ 30.00	1830	520 ~ 2690	8.1	2.3 ~ 11.9	98
12+15	Wall	Duct	—	—	9.88	14.12	—	—	24.00	9.60 ~ 28.50	2180	660 ~ 2800	9.7	2.9 ~ 12.4	98
12+15	Duct	Wall	—	—	9.88	14.12	—	—	24.00	10.00 ~ 28.50	1930	570 ~ 2600	8.6	2.5 ~ 11.5	98
12+15	Duct	Duct	—	—	9.88	14.12	—	—	24.00	9.40 ~ 27.00	2280	720 ~ 2710	10.1	3.2 ~ 12.0	98
12+18	Wall	Wall	—	—	8.84	15.16	—	—	24.00	10.20 ~ 30.00	1830	520 ~ 2700	8.1	2.3 ~ 12.0	98
12+18	Wall	Duct	—	—	8.84	15.16	—	—	24.00	9.60 ~ 28.50	2160	650 ~ 2850	9.6	2.9 ~ 12.6	98
12+18	Duct	Wall	—	—	8.84	15.16	—	—	24.00	10.00 ~ 28.50	1930	570 ~ 2540	8.6	2.5 ~ 11.3	98
12+18	Duct	Duct	—	—	8.84	15.16	—	—	24.00	9.40 ~ 27.00	2270	700 ~ 2690	10.1	3.1 ~ 11.9	98
15+15	Wall	Wall	—	—	12.00	12.00	—	—	24.00	10.80 ~ 30.00	1580	500 ~ 2350	7.0	2.2 ~ 10.4	98
15+15	Duct	Wall	—	—	12.00	12.00	—	—	24.00	10.40 ~ 28.50	1930	660 ~ 2470	8.6	2.9 ~ 11.0	98
15+15	Duct	Duct	—	—	12.00	12.00	—	—	24.00	9.90 ~ 27.00	2170	810 ~ 2580	9.6	3.6 ~ 11.4	98

Combination of indoor unit	Type of indoor unit				Capacity of each indoor unit										
					Each capacity (kBtu/h)				Total capacity (kBtu/h)		Total input (W)		Total current (A)		Power factor (%)
	A room	B room	C room	—	A room	B room	C room	—	Rating	(min ~ max)	Rating	(min ~ max)	Rating	(min ~ max)	Rating
15+18	Wall	Wall	—	—	10.91	13.09	—	—	24.00	10.80 ~ 30.00	1580	500 ~ 2350	7.0	2.2 ~ 10.4	98
15+18	Wall	Duct	—	—	10.91	13.09	—	—	24.00	10.40 ~ 28.50	1920	650 ~ 2460	8.5	2.9 ~ 10.9	98
15+18	Duct	Wall	—	—	10.91	13.09	—	—	24.00	10.50 ~ 28.50	1930	660 ~ 2470	8.6	2.9 ~ 11.0	98
15+18	Duct	Duct	—	—	10.91	13.09	—	—	24.00	9.90 ~ 27.00	2210	800 ~ 2570	9.8	3.5 ~ 11.4	98
18+18	Wall	Wall	—	—	12.00	12.00	—	—	24.00	10.90 ~ 30.00	1580	500 ~ 2360	7.0	2.2 ~ 10.5	98
18+18	Duct	Wall	—	—	12.00	12.00	—	—	24.00	10.50 ~ 28.50	1870	650 ~ 2460	8.3	2.9 ~ 10.9	98
18+18	Duct	Duct	—	—	12.00	12.00	—	—	24.00	9.90 ~ 27.00	2140	790 ~ 2560	9.5	3.5 ~ 11.4	98
07+07+07	Wall	Wall	Wall	—	7.13	7.13	7.13	—	21.40	10.00 ~ 25.20	1550	520 ~ 2000	6.9	2.3 ~ 8.9	98
07+07+07	Wall	Wall	Duct	—	7.00	7.00	7.00	—	21.00	10.00 ~ 24.20	1600	520 ~ 1940	7.1	2.3 ~ 8.6	98
07+07+07	Wall	Duct	Duct	—	6.90	6.90	6.90	—	20.70	10.00 ~ 23.10	1660	520 ~ 1760	7.4	2.3 ~ 7.8	98
07+07+07	Duct	Duct	Duct	—	6.77	6.77	6.77	—	20.30	9.90 ~ 22.10	1710	520 ~ 1710	7.6	2.3 ~ 7.6	98
07+07+09	Wall	Wall	Wall	—	6.98	6.98	8.73	—	22.70	10.10 ~ 27.60	1660	520 ~ 2360	7.4	2.3 ~ 10.5	98
07+07+09	Wall	Wall	Duct	—	6.92	6.92	8.65	—	22.50	10.00 ~ 26.50	1820	570 ~ 2290	8.1	2.5 ~ 10.2	98
07+07+09	Wall	Duct	Wall	—	6.92	6.92	8.65	—	22.50	10.10 ~ 26.50	1820	570 ~ 2290	8.1	2.5 ~ 10.2	98
07+07+09	Duct	Wall	Duct	—	6.89	6.89	8.62	—	22.40	10.00 ~ 25.50	1930	570 ~ 2160	8.6	2.5 ~ 9.6	98
07+07+09	Duct	Duct	Wall	—	6.89	6.89	8.62	—	22.40	10.00 ~ 25.50	1930	570 ~ 2110	8.6	2.5 ~ 9.4	98
07+07+09	Duct	Duct	Duct	—	6.83	6.83	8.54	—	22.20	9.90 ~ 24.40	2040	570 ~ 2100	9.1	2.5 ~ 9.3	98
07+07+12	Wall	Wall	Wall	—	6.40	6.40	11.19	—	24.00	10.10 ~ 30.00	1830	520 ~ 2690	8.1	2.3 ~ 11.9	98
07+07+12	Wall	Wall	Duct	—	6.40	6.40	11.19	—	24.00	10.00 ~ 28.90	2050	570 ~ 2670	9.1	2.5 ~ 11.8	98
07+07+12	Wall	Duct	Wall	—	6.40	6.40	11.19	—	24.00	10.10 ~ 28.90	2050	570 ~ 2610	9.1	2.5 ~ 11.6	98
07+07+12	Duct	Wall	Duct	—	6.40	6.40	11.19	—	24.00	10.00 ~ 27.70	2220	570 ~ 2540	9.8	2.5 ~ 11.3	98
07+07+12	Duct	Duct	Wall	—	6.40	6.40	11.19	—	24.00	10.10 ~ 27.70	2170	570 ~ 2480	9.6	2.5 ~ 11.0	98
07+07+12	Duct	Duct	Duct	—	6.40	6.40	11.19	—	24.00	9.90 ~ 26.60	2340	570 ~ 2340	10.4	2.5 ~ 10.4	98
07+07+15	Wall	Wall	Wall	—	5.33	5.33	13.33	—	24.00	10.80 ~ 30.00	1580	500 ~ 2350	7.0	2.2 ~ 10.4	98
07+07+15	Wall	Wall	Duct	—	5.33	5.33	13.33	—	24.00	10.40 ~ 29.00	1990	660 ~ 2530	8.8	2.9 ~ 11.2	98
07+07+15	Wall	Duct	Wall	—	5.33	5.33	13.33	—	24.00	10.80 ~ 28.90	1840	650 ~ 2430	8.2	2.9 ~ 10.8	98
07+07+15	Duct	Wall	Duct	—	5.33	5.33	13.33	—	24.00	10.40 ~ 27.80	2100	660 ~ 2410	9.3	2.9 ~ 10.7	98
07+07+15	Duct	Duct	Wall	—	5.33	5.33	13.33	—	24.00	10.80 ~ 27.80	1950	650 ~ 2240	8.7	2.9 ~ 9.9	98
07+07+15	Duct	Duct	Duct	—	5.33	5.33	13.33	—	24.00	10.40 ~ 26.70	2220	660 ~ 2280	9.8	2.9 ~ 10.1	98
07+07+18	Wall	Wall	Wall	—	4.80	4.80	14.40	—	24.00	10.80 ~ 30.00	1580	500 ~ 2350	7.0	2.2 ~ 10.4	98
07+07+18	Wall	Wall	Duct	—	4.80	4.80	14.40	—	24.00	10.40 ~ 29.00	1980	650 ~ 2520	8.8	2.9 ~ 11.2	98
07+07+18	Wall	Duct	Wall	—	4.80	4.80	14.40	—	24.00	10.80 ~ 29.00	1830	630 ~ 2550	8.1	2.8 ~ 11.3	98
07+07+18	Duct	Wall	Duct	—	4.80	4.80	14.40	—	24.00	10.40 ~ 27.90	2090	650 ~ 2390	9.3	2.9 ~ 10.6	98
07+07+18	Duct	Duct	Wall	—	4.80	4.80	14.40	—	24.00	10.80 ~ 27.90	1940	640 ~ 2230	8.6	2.8 ~ 9.9	98
07+07+18	Duct	Duct	Duct	—	4.80	4.80	14.40	—	24.00	10.40 ~ 26.90	2210	650 ~ 2270	9.8	2.9 ~ 10.1	98
07+09+09	Wall	Wall	Wall	—	6.86	8.57	8.57	—	24.00	10.10 ~ 30.00	1880	550 ~ 2690	8.3	2.4 ~ 11.9	98
07+09+09	Wall	Wall	Duct	—	6.86	8.57	8.57	—	24.00	10.10 ~ 28.90	2130	570 ~ 2670	9.4	2.5 ~ 11.8	98
07+09+09	Wall	Duct	Duct	—	6.86	8.57	8.57	—	24.00	10.00 ~ 27.70	2280	660 ~ 2530	10.1	2.9 ~ 11.2	98
07+09+09	Duct	Wall	Wall	—	6.86	8.57	8.57	—	24.00	10.10 ~ 28.90	2110	660 ~ 2670	9.4	2.9 ~ 11.8	98
07+09+09	Duct	Wall	Duct	—	6.86	8.57	8.57	—	24.00	10.00 ~ 27.70	2280	660 ~ 2530	10.1	2.9 ~ 11.2	98
07+09+09	Duct	Duct	Duct	—	6.86	8.57	8.57	—	24.00	9.90 ~ 26.60	2470	660 ~ 2470	11.0	2.9 ~ 11.0	98
07+09+12	Wall	Wall	Wall	—	6.00	7.50	10.49	—	24.00	10.20 ~ 30.00	1780	520 ~ 2700	7.9	2.3 ~ 12.0	98
07+09+12	Wall	Wall	Duct	—	6.00	7.50	10.49	—	24.00	10.10 ~ 29.00	2050	570 ~ 2610	9.1	2.5 ~ 11.6	98
07+09+12	Wall	Duct	Wall	—	6.00	7.50	10.49	—	24.00	10.10 ~ 29.00	2000	570 ~ 2610	8.9	2.5 ~ 11.6	98
07+09+12	Wall	Duct	Duct	—	6.00	7.50	10.50	—	24.00	10.00 ~ 28.00	2220	630 ~ 2590	9.8	2.8 ~ 11.5	98
07+09+12	Duct	Wall	Wall	—	6.00	7.50	10.50	—	24.00	10.20 ~ 28.90	2050	620 ~ 2610	9.1	2.8 ~ 11.6	98
07+09+12	Duct	Wall	Duct	—	6.00	7.50	10.50	—	24.00	10.00 ~ 27.80	2220	630 ~ 2530	9.8	2.8 ~ 11.2	98
07+09+12	Duct	Duct	Wall	—	6.00	7.50	10.50	—	24.00	10.10 ~ 27.80	2220	620 ~ 2530	9.8	2.8 ~ 11.2	98
07+09+12	Duct	Duct	Duct	—	6.00	7.50	10.50	—	24.00	9.90 ~ 26.70	2400	630 ~ 2400	10.6	2.8 ~ 10.6	98
07+09+15	Wall	Wall	Wall	—	5.05	6.32	12.63	—	24.00	10.90 ~ 30.00	1580	500 ~ 2360	7.0	2.2 ~ 10.5	98
07+09+15	Wall	Wall	Duct	—	5.05	6.32	12.63	—	24.00	10.50 ~ 29.00	1990	660 ~ 2540	8.8	2.9 ~ 11.3	98
07+09+15	Wall	Duct	Wall	—	5.05	6.32	12.63	—	24.00	10.80 ~ 29.00	1800	560 ~ 2280	8.0	2.5 ~ 10.1	98
07+09+15	Wall	Duct	Duct	—	5.05	6.32	12.63	—	24.00	10.40 ~ 28.00	2160	710 ~ 2460	9.6	3.1 ~ 10.9	98
07+09+15	Duct	Wall	Wall	—	5.05	6.32	12.63	—	24.00	10.80 ~ 28.90	1890	700 ~ 2430	8.4	3.1 ~ 10.8	98
07+09+15	Duct	Wall	Duct	—	5.05	6.32	12.63	—	24.00	10.50 ~ 27.90	2160	710 ~ 2460	9.6	3.1 ~ 10.9	98
07+09+15	Duct	Duct	Wall	—	5.05	6.32	12.63	—	24.00	10.80 ~ 27.90	2060	700 ~ 2300	9.1	3.1 ~ 10.2	98
07+09+15	Duct	Duct	Duct	—	5.05	6.32	12.63	—	24.00	10.40 ~ 26.80	2270	710 ~ 2330	10.1	3.1 ~ 10.3	98
07+09+18	Wall	Wall	Wall	—	4.57	5.71	13.71	—	24.00	10.90 ~ 30.00	1580	500 ~ 2360	7.0	2.2 ~ 10.5	98
07+09+18	Wall	Wall	Duct	—	4.57	5.71	13.71	—	24.00	10.50 ~ 29.00	1870	650 ~ 2530	8.3	2.9 ~ 11.2	98
07+09+18	Wall	Duct	Wall	—	4.57	5.71	13.71	—	24.00	10.80 ~ 29.00	1640	550 ~ 2280	7.3	2.4 ~ 10.1	98
07+09+18	Wall	Duct	Duct	—	4.57	5.71	13.71	—	24.00	10.40 ~ 28.00	2150	700 ~ 2450	9.5	3.1 ~ 10.9	98

Combination of indoor unit	Type of indoor unit				Capacity of each indoor unit										
					Each capacity (kBtu/h)				Total capacity (kBtu/h)		Total input (W)		Total current (A)		Power factor (%)
	A room	B room	C room	—	A room	B room	C room	—	Rating	(min ~ max)	Rating	(min ~ max)	Rating	(min ~ max)	Rating
07+09+18	Duct	Wall	Wall	—	4.57	5.71	13.71	—	24.00	10.90 ~ 29.00	1940	690 ~ 2420	8.6	3.1 ~ 10.7	98
07+09+18	Duct	Wall	Duct	—	4.57	5.71	13.71	—	24.00	10.50 ~ 27.90	2150	700 ~ 2450	9.5	3.1 ~ 10.9	98
07+09+18	Duct	Duct	Wall	—	4.57	5.71	13.71	—	24.00	10.80 ~ 27.90	1990	690 ~ 2290	8.8	3.1 ~ 10.2	98
07+09+18	Duct	Duct	Duct	—	4.57	5.71	13.71	—	24.00	10.40 ~ 26.90	2260	700 ~ 2320	10.0	3.1 ~ 10.3	98
07+12+12	Wall	Wall	Wall	—	5.33	9.33	9.33	—	24.00	10.30 ~ 30.00	1780	520 ~ 2640	7.9	2.3 ~ 11.7	98
07+12+12	Wall	Wall	Duct	—	5.34	9.33	9.33	—	24.00	10.10 ~ 29.00	2000	570 ~ 2610	8.9	2.5 ~ 11.6	98
07+12+12	Wall	Duct	Duct	—	5.33	9.33	9.33	—	24.00	10.00 ~ 28.00	2220	630 ~ 2590	9.8	2.8 ~ 11.5	98
07+12+12	Duct	Wall	Wall	—	5.33	9.33	9.33	—	24.00	10.20 ~ 28.90	2060	620 ~ 2610	9.1	2.8 ~ 11.6	98
07+12+12	Duct	Wall	Duct	—	5.33	9.33	9.33	—	24.00	10.10 ~ 27.90	2220	620 ~ 2530	9.8	2.8 ~ 11.2	98
07+12+12	Duct	Duct	Duct	—	5.33	9.33	9.33	—	24.00	9.90 ~ 26.80	2400	630 ~ 2400	10.6	2.8 ~ 10.6	98
07+12+15	Wall	Wall	Wall	—	4.57	8.00	11.43	—	24.00	10.90 ~ 30.00	1580	500 ~ 2360	7.0	2.2 ~ 10.5	98
07+12+15	Wall	Wall	Duct	—	4.57	8.00	11.43	—	24.00	10.50 ~ 29.00	1830	660 ~ 2540	8.1	2.9 ~ 11.3	98
07+12+15	Wall	Duct	Wall	—	4.57	8.00	11.43	—	24.00	10.80 ~ 29.00	1690	560 ~ 2280	7.5	2.5 ~ 10.1	98
07+12+15	Wall	Duct	Duct	—	4.57	8.00	11.43	—	24.00	10.40 ~ 28.00	2160	710 ~ 2460	9.6	3.1 ~ 10.9	98
07+12+15	Duct	Wall	Wall	—	4.57	8.00	11.43	—	24.00	10.90 ~ 29.00	1950	700 ~ 2490	8.7	3.1 ~ 11.0	98
07+12+15	Duct	Wall	Duct	—	4.57	8.00	11.43	—	24.00	10.50 ~ 27.90	2100	710 ~ 2400	9.3	3.1 ~ 10.6	98
07+12+15	Duct	Duct	Wall	—	4.57	8.00	11.43	—	24.00	10.80 ~ 27.90	2000	700 ~ 2300	8.9	3.1 ~ 10.2	98
07+12+15	Duct	Duct	Duct	—	4.57	8.00	11.43	—	24.00	10.40 ~ 26.90	2270	710 ~ 2330	10.1	3.1 ~ 10.3	98
07+12+18	Wall	Wall	Wall	—	4.17	7.30	12.52	—	24.00	10.90 ~ 30.00	1590	500 ~ 2360	7.1	2.2 ~ 10.5	98
07+12+18	Wall	Wall	Duct	—	4.17	7.30	12.51	—	24.00	10.50 ~ 29.00	1810	640 ~ 2530	8.0	2.8 ~ 11.2	98
07+12+18	Wall	Duct	Wall	—	4.17	7.30	12.53	—	24.00	10.80 ~ 29.00	1640	550 ~ 2280	7.3	2.4 ~ 10.1	98
07+12+18	Wall	Duct	Duct	—	4.17	7.30	12.53	—	24.00	10.40 ~ 28.00	1920	700 ~ 2450	8.5	3.1 ~ 10.9	98
07+12+18	Duct	Wall	Wall	—	4.17	7.30	12.53	—	24.00	10.90 ~ 29.00	1940	680 ~ 2480	8.6	3.0 ~ 11.0	98
07+12+18	Duct	Wall	Duct	—	4.17	7.30	12.53	—	24.00	10.50 ~ 28.00	1920	700 ~ 2450	8.5	3.1 ~ 10.9	98
07+12+18	Duct	Duct	Wall	—	4.17	7.30	12.53	—	24.00	10.80 ~ 28.00	1940	690 ~ 2470	8.6	3.1 ~ 11.0	98
07+12+18	Duct	Duct	Duct	—	4.17	7.30	12.53	—	24.00	10.40 ~ 27.00	1920	700 ~ 2380	8.5	3.1 ~ 10.6	98
07+15+15	Wall	Wall	Wall	—	4.01	10.00	10.00	—	24.00	11.20 ~ 30.00	1430	460 ~ 2130	6.3	2.0 ~ 9.4	98
07+15+15	Wall	Wall	Duct	—	4.01	10.00	10.00	—	24.00	11.10 ~ 29.00	1680	630 ~ 2260	7.5	2.8 ~ 10.0	98
07+15+15	Wall	Duct	Duct	—	4.01	10.00	10.00	—	24.00	10.80 ~ 28.00	1930	800 ~ 2390	8.6	3.5 ~ 10.6	98
07+15+15	Duct	Wall	Wall	—	4.01	10.00	10.00	—	24.00	11.20 ~ 29.00	1940	750 ~ 2360	8.6	3.3 ~ 10.5	98
07+15+15	Duct	Wall	Duct	—	4.01	10.00	10.00	—	24.00	11.00 ~ 28.00	1940	780 ~ 2410	8.6	3.5 ~ 10.7	98
07+15+15	Duct	Duct	Duct	—	4.01	10.00	10.00	—	24.00	10.70 ~ 27.00	1930	800 ~ 2330	8.6	3.5 ~ 10.3	98
09+09+09	Wall	Wall	Wall	—	8.00	8.00	8.00	—	24.00	10.20 ~ 30.00	1780	520 ~ 2700	7.9	2.3 ~ 12.0	98
09+09+09	Wall	Wall	Duct	—	8.00	8.00	8.00	—	24.00	10.10 ~ 29.00	2000	570 ~ 2610	8.9	2.5 ~ 11.6	98
09+09+09	Wall	Duct	Duct	—	8.00	8.00	8.00	—	24.00	10.00 ~ 28.00	2220	630 ~ 2530	9.8	2.8 ~ 11.2	98
09+09+09	Duct	Duct	Duct	—	8.00	8.00	8.00	—	24.00	9.90 ~ 27.00	2390	680 ~ 2450	10.6	3.0 ~ 10.9	98
09+09+12	Wall	Wall	Wall	—	7.06	7.06	9.89	—	24.00	10.30 ~ 30.00	1780	520 ~ 2640	7.9	2.3 ~ 11.7	98
09+09+12	Wall	Wall	Duct	—	7.06	7.06	9.87	—	24.00	10.10 ~ 29.00	2000	570 ~ 2610	8.9	2.5 ~ 11.6	98
09+09+12	Wall	Duct	Wall	—	7.06	7.06	9.87	—	24.00	10.20 ~ 29.00	2000	570 ~ 2550	8.9	2.5 ~ 11.3	98
09+09+12	Wall	Duct	Duct	—	7.06	7.06	9.88	—	24.00	10.00 ~ 28.00	2220	630 ~ 2530	9.8	2.8 ~ 11.2	98
09+09+12	Duct	Duct	Wall	—	7.06	7.06	9.88	—	24.00	10.10 ~ 28.00	2220	620 ~ 2530	9.8	2.8 ~ 11.2	98
09+09+12	Duct	Duct	Duct	—	7.06	7.06	9.88	—	24.00	9.90 ~ 27.00	2450	680 ~ 2450	10.9	3.0 ~ 10.9	98
09+09+15	Wall	Wall	Wall	—	6.00	6.00	12.00	—	24.00	10.90 ~ 30.00	1580	500 ~ 2360	7.0	2.2 ~ 10.5	98
09+09+15	Wall	Wall	Duct	—	6.00	6.00	11.99	—	24.00	10.50 ~ 29.00	1990	660 ~ 2540	8.8	2.9 ~ 11.3	98
09+09+15	Wall	Duct	Wall	—	6.00	6.00	12.00	—	24.00	10.80 ~ 29.00	1800	550 ~ 2280	8.0	2.4 ~ 10.1	98
09+09+15	Wall	Duct	Duct	—	6.00	6.00	11.99	—	24.00	10.50 ~ 28.00	2160	710 ~ 2460	9.6	3.1 ~ 10.9	98
09+09+15	Duct	Duct	Wall	—	6.00	6.00	11.99	—	24.00	10.80 ~ 28.00	1970	610 ~ 2210	8.7	2.7 ~ 9.8	98
09+09+15	Duct	Duct	Duct	—	6.00	6.00	12.00	—	24.00	10.40 ~ 27.00	2330	770 ~ 2390	10.3	3.4 ~ 10.6	98
09+09+18	Wall	Wall	Wall	—	5.45	5.45	13.10	—	24.00	10.90 ~ 30.00	1590	500 ~ 2360	7.1	2.2 ~ 10.5	98
09+09+18	Wall	Wall	Duct	—	5.45	5.45	13.09	—	24.00	10.50 ~ 29.00	1810	640 ~ 2530	8.0	2.8 ~ 11.2	98
09+09+18	Wall	Duct	Wall	—	5.45	5.45	13.09	—	24.00	10.90 ~ 29.00	1640	550 ~ 2280	7.3	2.4 ~ 10.1	98
09+09+18	Wall	Duct	Duct	—	5.45	5.45	13.08	—	24.00	10.50 ~ 28.00	1920	700 ~ 2450	8.5	3.1 ~ 10.9	98
09+09+18	Duct	Duct	Wall	—	5.45	5.45	13.10	—	24.00	10.80 ~ 28.00	1740	610 ~ 2210	7.7	2.7 ~ 9.8	98
09+09+18	Duct	Duct	Duct	—	5.45	5.45	13.10	—	24.00	10.40 ~ 27.00	1970	760 ~ 2380	8.7	3.4 ~ 10.6	98
09+12+12	Wall	Wall	Wall	—	6.32	8.84	8.84	—	24.00	10.30 ~ 30.00	1780	510 ~ 2640	7.9	2.3 ~ 11.7	98
09+12+12	Wall	Wall	Duct	—	6.31	8.84	8.84	—	24.00	10.20 ~ 29.00	2000	570 ~ 2550	8.9	2.5 ~ 11.3	98
09+12+12	Wall	Duct	Duct	—	6.33	8.84	8.84	—	24.00	10.00 ~ 28.00	2220	630 ~ 2530	9.8	2.8 ~ 11.2	98
09+12+12	Duct	Wall	Wall	—	6.31	8.84	8.84	—	24.00	10.20 ~ 29.00	2000	570 ~ 2560	8.9	2.5 ~ 11.4	98
09+12+12	Duct	Wall	Duct	—	6.33	8.84	8.84	—	24.00	10.10 ~ 28.00	2220	620 ~ 2530	9.8	2.8 ~ 11.2	98
09+12+12	Duct	Duct	Duct	—	6.32	8.84	8.84	—	24.00	9.90 ~ 27.00	2450	680 ~ 2450	10.9	3.0 ~ 10.9	98
09+12+15	Wall	Wall	Wall	—	5.45	7.64	10.91	—	24.00	10.90 ~ 30.00	1590	490 ~ 2300	7.1	2.2 ~ 10.2	98

Combination of indoor unit	Type of indoor unit				Capacity of each indoor unit										
					Each capacity (kBtu/h)				Total capacity (kBtu/h)		Total input (W)		Total current (A)		Power factor (%)
	A room	B room	C room	—	A room	B room	C room	—	Rating	(min ~ max)	Rating	(min ~ max)	Rating	(min ~ max)	Rating
09+12+15	Wall	Wall	Duct	—	5.45	7.64	10.91	—	24.00	10.60 ~ 29.00	1830	660 ~ 2480	8.1	2.9 ~ 11.0	98
09+12+15	Wall	Duct	Wall	—	5.45	7.64	10.91	—	24.00	10.80 ~ 29.00	1640	550 ~ 2280	7.3	2.4 ~ 10.1	98
09+12+15	Wall	Duct	Duct	—	5.45	7.64	10.91	—	24.00	10.50 ~ 28.00	1930	710 ~ 2460	8.6	3.1 ~ 10.9	98
09+12+15	Duct	Wall	Wall	—	5.45	7.64	10.91	—	24.00	10.90 ~ 29.00	1640	550 ~ 2280	7.3	2.4 ~ 10.1	98
09+12+15	Duct	Wall	Duct	—	5.45	7.64	10.91	—	24.00	10.50 ~ 28.00	1930	710 ~ 2400	8.6	3.1 ~ 10.6	98
09+12+15	Duct	Duct	Wall	—	5.45	7.64	10.92	—	24.00	10.80 ~ 28.00	1740	610 ~ 2210	7.7	2.7 ~ 9.8	98
09+12+15	Duct	Duct	Duct	—	5.45	7.64	10.91	—	24.00	10.40 ~ 27.00	1980	770 ~ 2390	8.8	3.4 ~ 10.6	98
09+12+18	Wall	Wall	Wall	—	5.00	7.00	12.00	—	24.00	10.90 ~ 30.00	1590	490 ~ 2300	7.1	2.2 ~ 10.2	98
09+12+18	Wall	Wall	Duct	—	5.00	7.00	12.00	—	24.00	10.60 ~ 29.00	1820	640 ~ 2470	8.1	2.8 ~ 11.0	98
09+12+18	Wall	Duct	Wall	—	5.00	7.00	12.00	—	24.00	10.90 ~ 29.00	1640	550 ~ 2280	7.3	2.4 ~ 10.1	98
09+12+18	Wall	Duct	Duct	—	5.00	7.00	12.00	—	24.00	10.50 ~ 28.10	1920	700 ~ 2510	8.5	3.1 ~ 11.1	98
09+12+18	Duct	Wall	Wall	—	5.00	7.00	12.00	—	24.00	10.90 ~ 29.00	1640	550 ~ 2280	7.3	2.4 ~ 10.1	98
09+12+18	Duct	Wall	Duct	—	5.00	7.00	12.00	—	24.00	10.50 ~ 28.10	1920	700 ~ 2450	8.5	3.1 ~ 10.9	98
09+12+18	Duct	Duct	Wall	—	5.00	7.00	12.00	—	24.00	10.80 ~ 28.10	1740	610 ~ 2270	7.7	2.7 ~ 10.1	98
09+12+18	Duct	Duct	Duct	—	5.00	7.00	12.00	—	24.00	10.40 ~ 27.10	1970	760 ~ 2440	8.7	3.4 ~ 10.8	98
09+15+15	Wall	Wall	Wall	—	4.80	9.60	9.60	—	24.00	11.20 ~ 30.00	1430	460 ~ 2130	6.3	2.0 ~ 9.4	98
09+15+15	Wall	Wall	Duct	—	4.80	9.60	9.60	—	24.00	11.10 ~ 29.00	1630	630 ~ 2270	7.2	2.8 ~ 10.1	98
09+15+15	Wall	Duct	Duct	—	4.80	9.60	9.60	—	24.00	10.80 ~ 28.10	1930	790 ~ 2450	8.6	3.5 ~ 10.9	98
09+15+15	Duct	Wall	Wall	—	4.80	9.60	9.60	—	24.00	11.20 ~ 29.00	1480	520 ~ 2060	6.6	2.3 ~ 9.1	98
09+15+15	Duct	Wall	Duct	—	4.80	9.60	9.60	—	24.00	11.00 ~ 28.10	1730	690 ~ 2250	7.7	3.1 ~ 10.0	98
09+15+15	Duct	Duct	Duct	—	4.80	9.60	9.60	—	24.00	10.70 ~ 27.10	1980	850 ~ 2380	8.8	3.8 ~ 10.6	98
12+12+12	Wall	Wall	Wall	—	8.00	8.00	8.00	—	24.00	10.40 ~ 30.00	1730	510 ~ 2580	7.7	2.3 ~ 11.4	98
12+12+12	Wall	Wall	Duct	—	8.00	8.00	8.00	—	24.00	10.20 ~ 29.00	1830	570 ~ 2560	8.1	2.5 ~ 11.4	98
12+12+12	Wall	Duct	Duct	—	8.00	8.00	8.00	—	24.00	10.10 ~ 28.00	1930	620 ~ 2530	8.6	2.8 ~ 11.2	98
12+12+12	Duct	Duct	Duct	—	8.00	8.00	8.00	—	24.00	9.90 ~ 27.00	2040	680 ~ 2450	9.1	3.0 ~ 10.9	98
12+12+15	Wall	Wall	Wall	—	7.00	7.00	10.01	—	24.00	11.00 ~ 30.00	1530	490 ~ 2300	6.8	2.2 ~ 10.2	98
12+12+15	Wall	Wall	Duct	—	7.00	7.00	9.99	—	24.00	10.60 ~ 29.00	1830	650 ~ 2480	8.1	2.9 ~ 11.0	98
12+12+15	Wall	Duct	Wall	—	7.00	7.00	10.00	—	24.00	10.90 ~ 29.00	1640	550 ~ 2280	7.3	2.4 ~ 10.1	98
12+12+15	Wall	Duct	Duct	—	7.00	7.00	10.01	—	24.00	10.50 ~ 28.10	1930	710 ~ 2470	8.6	3.1 ~ 11.0	98
12+12+15	Duct	Duct	Wall	—	7.00	7.00	9.99	—	24.00	10.80 ~ 28.10	1740	610 ~ 2270	7.7	2.7 ~ 10.1	98
12+12+15	Duct	Duct	Duct	—	7.00	7.00	10.00	—	24.00	10.40 ~ 27.10	1980	770 ~ 2450	8.8	3.4 ~ 10.9	98

Notes:

1. Cooling capacity is based on 80°FDB (26.7°CDB) / 67°FWB (19.4°CWB) (Indoor temperature), 95°FDB (35°CDB) / 75°FWB (24°CWB) (Outdoor temperature).
   Heating capacity is based on 70°FDB (21°CDB) / 60°FWB (15.6°CWB) (Indoor temperature), 47°FDB (8.3°CDB) / 43°FWB (6°CWB) (Outdoor temperature).
2. The total capacity of connected indoor units is up to 39.0 kBtu/h.
3. It is impossible to connect the indoor unit for one room only.
4. The above is the value for connecting with the following indoor units.
   7.0 kBtu/h class; wall mount type L series or Duct type L series
   9.0 kBtu/h class; wall mount type L series or Duct type L series
   12.0 kBtu/h class; wall mount type L series or Duct type L series
   15.0 kBtu/h class; wall mount type L series or Duct type L series
   18.0 kBtu/h class; wall mount type L series or Duct type L series

C: 3D093880B
C: 3D093881B
C: 3D093882B
C: 3D093883B
C: 3D093885B
C: 3D111364A

Heating [60 Hz, 230 V]

Combination of indoor unit	Type of indoor unit				Capacity of each indoor unit										
					Each capacity (kBtu/h)				Total capacity (kBtu/h)		Total input (W)		Total current (A)		Power factor (%)
	A room	B room	C room	—	A room	B room	C room	—	Rating	(min ~ max)	Rating	(min ~ max)	Rating	(min ~ max)	Rating
07	Wall	—	—	—	8.80	—	—	—	8.80	8.70 ~ 9.70	510	460 ~ 560	2.1	1.9 ~ 2.3	98
07	Duct	—	—	—	8.30	—	—	—	8.30	9.00 ~ 9.70	430	490 ~ 600	1.7	2.0 ~ 2.4	98
09	Wall	—	—	—	11.30	—	—	—	11.30	10.00 ~ 12.50	740	600 ~ 890	3.0	2.4 ~ 3.6	98
09	Duct	—	—	—	10.70	—	—	—	10.70	10.40 ~ 12.50	760	700 ~ 980	3.1	2.8 ~ 3.9	98
12	Wall	—	—	—	15.00	—	—	—	15.00	9.90 ~ 16.70	1110	580 ~ 1310	4.5	2.3 ~ 5.3	98
12	Duct	—	—	—	14.30	—	—	—	14.30	10.40 ~ 16.70	1210	700 ~ 1570	4.9	2.8 ~ 6.3	98
15	Wall	—	—	—	18.80	—	—	—	18.80	9.40 ~ 20.80	1320	510 ~ 1550	5.3	2.1 ~ 6.2	98
15	Duct	—	—	—	16.60	—	—	—	16.60	10.10 ~ 20.80	1510	740 ~ 2120	6.1	3.0 ~ 8.5	98
18	Wall	—	—	—	22.50	—	—	—	22.50	9.40 ~ 25.00	1710	500 ~ 2050	6.9	2.0 ~ 8.3	98
18	Duct	—	—	—	18.90	—	—	—	18.90	10.10 ~ 25.00	1820	730 ~ 2760	7.3	2.9 ~ 11.1	98
07+07	Wall	Wall	—	—	8.75	8.75	—	—	17.50	9.30 ~ 19.40	1170	490 ~ 1340	4.7	2.0 ~ 5.4	98
07+07	Duct	Wall	—	—	8.35	8.35	—	—	16.70	9.40 ~ 19.40	1240	510 ~ 1420	5.0	2.1 ~ 5.7	98
07+07	Duct	Duct	—	—	7.90	7.90	—	—	15.80	9.60 ~ 19.40	1320	540 ~ 1510	5.3	2.2 ~ 6.1	98
07+09	Wall	Wall	—	—	8.89	11.11	—	—	20.00	9.20 ~ 22.20	1340	480 ~ 1560	5.4	1.9 ~ 6.3	98
07+09	Wall	Duct	—	—	8.31	10.39	—	—	18.70	9.40 ~ 22.20	1380	560 ~ 1800	5.6	2.3 ~ 7.2	98
07+09	Duct	Wall	—	—	8.31	10.39	—	—	18.70	9.30 ~ 22.20	1340	550 ~ 1740	5.4	2.2 ~ 7.0	98
07+09	Duct	Duct	—	—	7.73	9.67	—	—	17.40	9.60 ~ 22.20	1470	590 ~ 1910	5.9	2.4 ~ 7.7	98
07+12	Wall	Wall	—	—	8.25	14.45	—	—	22.70	9.10 ~ 26.60	1610	470 ~ 2010	6.5	1.9 ~ 8.1	98
07+12	Wall	Duct	—	—	7.71	13.49	—	—	21.20	9.40 ~ 26.30	1700	560 ~ 2290	6.8	2.3 ~ 9.2	98
07+12	Duct	Wall	—	—	7.71	13.49	—	—	21.20	9.30 ~ 26.30	1570	540 ~ 2170	6.3	2.2 ~ 8.7	98
07+12	Duct	Duct	—	—	7.13	12.47	—	—	19.60	9.60 ~ 25.90	1610	590 ~ 2440	6.5	2.4 ~ 9.8	98
07+15	Wall	Wall	—	—	6.69	16.71	—	—	23.40	8.70 ~ 31.30	1500	430 ~ 2360	6.0	1.7 ~ 9.5	98
07+15	Wall	Duct	—	—	6.46	16.14	—	—	22.60	9.20 ~ 29.90	1800	620 ~ 2700	7.2	2.5 ~ 10.9	98
07+15	Duct	Wall	—	—	6.46	16.14	—	—	22.60	8.90 ~ 29.90	1650	590 ~ 2430	6.6	2.4 ~ 9.8	98
07+15	Duct	Duct	—	—	6.23	15.57	—	—	21.80	9.40 ~ 28.40	1800	640 ~ 2630	7.2	2.6 ~ 10.6	98
07+18	Wall	Wall	—	—	6.00	18.00	—	—	24.00	8.70 ~ 36.00	1570	430 ~ 3040	6.3	1.7 ~ 12.2	98
07+18	Wall	Duct	—	—	6.00	17.99	—	—	24.00	9.20 ~ 33.50	1970	610 ~ 3280	7.9	2.5 ~ 13.2	98
07+18	Duct	Wall	—	—	6.00	17.99	—	—	24.00	8.80 ~ 33.50	1790	580 ~ 3120	7.2	2.3 ~ 12.6	98
07+18	Duct	Duct	—	—	6.00	17.99	—	—	24.00	9.40 ~ 31.00	2070	630 ~ 3120	8.3	2.5 ~ 12.6	98
09+09	Wall	Wall	—	—	11.25	11.25	—	—	22.50	9.10 ~ 25.00	1560	470 ~ 1830	6.3	1.9 ~ 7.4	98
09+09	Wall	Duct	—	—	11.15	11.15	—	—	22.30	9.30 ~ 25.00	1740	550 ~ 2080	7.0	2.2 ~ 8.4	98
09+09	Duct	Duct	—	—	11.05	11.05	—	—	22.10	9.60 ~ 25.00	1960	640 ~ 2330	7.9	2.6 ~ 9.4	98
09+12	Wall	Wall	—	—	9.63	13.48	—	—	23.10	9.00 ~ 29.70	1610	460 ~ 2390	6.5	1.9 ~ 9.6	98
09+12	Wall	Duct	—	—	9.21	12.89	—	—	22.10	9.30 ~ 28.70	1700	550 ~ 2590	6.8	2.2 ~ 10.4	98
09+12	Duct	Wall	—	—	9.21	12.89	—	—	22.10	9.30 ~ 28.70	1660	540 ~ 2520	6.7	2.2 ~ 10.1	98
09+12	Duct	Duct	—	—	8.79	12.30	—	—	21.10	9.60 ~ 27.60	1860	640 ~ 2770	7.5	2.6 ~ 11.2	98
09+15	Wall	Wall	—	—	7.93	15.87	—	—	23.80	9.70 ~ 34.40	1520	490 ~ 2770	6.1	2.0 ~ 11.2	98
09+15	Wall	Duct	—	—	7.87	15.73	—	—	23.60	9.10 ~ 32.30	1890	610 ~ 3000	7.6	2.5 ~ 12.1	98
09+15	Duct	Wall	—	—	7.87	15.73	—	—	23.60	8.90 ~ 32.30	1680	500 ~ 2680	6.8	2.0 ~ 10.8	98
09+15	Duct	Duct	—	—	7.77	15.53	—	—	23.30	9.40 ~ 30.10	2040	690 ~ 2950	8.2	2.8 ~ 11.9	98
09+18	Wall	Wall	—	—	7.06	16.94	—	—	24.00	8.60 ~ 36.00	1550	430 ~ 3010	6.2	1.7 ~ 12.1	98
09+18	Wall	Duct	—	—	7.06	16.94	—	—	24.00	9.10 ~ 34.00	1920	600 ~ 3150	7.7	2.4 ~ 12.7	98
09+18	Duct	Wall	—	—	7.06	16.94	—	—	24.00	8.80 ~ 34.00	1710	490 ~ 2910	6.9	2.0 ~ 11.7	98
09+18	Duct	Duct	—	—	7.06	16.94	—	—	24.00	9.40 ~ 32.00	2120	680 ~ 3100	8.5	2.7 ~ 12.5	98
12+12	Wall	Wall	—	—	11.90	11.90	—	—	23.80	9.00 ~ 34.40	1620	450 ~ 3000	6.5	1.8 ~ 12.1	98
12+12	Duct	Wall	—	—	11.80	11.80	—	—	23.60	9.30 ~ 32.30	1880	540 ~ 3110	7.6	2.2 ~ 12.5	98
12+12	Duct	Duct	—	—	11.65	11.65	—	—	23.30	9.60 ~ 30.10	2120	640 ~ 3220	8.5	2.6 ~ 13.0	98
12+15	Wall	Wall	—	—	9.88	14.12	—	—	24.00	8.60 ~ 36.00	1550	430 ~ 3000	6.2	1.7 ~ 12.1	98
12+15	Wall	Duct	—	—	9.88	14.12	—	—	24.00	9.00 ~ 34.00	1890	610 ~ 3100	7.6	2.5 ~ 12.5	98
12+15	Duct	Wall	—	—	9.88	14.12	—	—	24.00	8.90 ~ 34.00	1720	500 ~ 2930	6.9	2.0 ~ 11.8	98
12+15	Duct	Duct	—	—	9.88	14.12	—	—	24.00	9.40 ~ 32.00	2130	690 ~ 3110	8.6	2.8 ~ 12.5	98
12+18	Wall	Wall	—	—	8.84	15.16	—	—	24.00	8.60 ~ 36.00	1540	430 ~ 2990	6.2	1.7 ~ 12.0	98
12+18	Wall	Duct	—	—	8.84	15.16	—	—	24.00	9.00 ~ 34.00	1880	600 ~ 3150	7.6	2.4 ~ 12.7	98
12+18	Duct	Wall	—	—	8.84	15.16	—	—	24.00	8.80 ~ 34.00	1710	490 ~ 2910	6.9	2.0 ~ 11.7	98
12+18	Duct	Duct	—	—	8.84	15.16	—	—	24.00	9.40 ~ 32.00	2120	680 ~ 3100	8.5	2.7 ~ 12.5	98
15+15	Wall	Wall	—	—	12.00	12.00	—	—	24.00	8.40 ~ 36.00	1550	430 ~ 2980	6.2	1.7 ~ 12.0	98
15+15	Duct	Wall	—	—	12.00	12.00	—	—	24.00	8.70 ~ 34.00	1750	580 ~ 2870	7.0	2.3 ~ 11.6	98
15+15	Duct	Duct	—	—	12.00	12.00	—	—	24.00	9.10 ~ 32.00	2030	760 ~ 3100	8.2	3.1 ~ 12.5	98

Combination of indoor unit	Type of indoor unit				Capacity of each indoor unit										
					Each capacity (kBtu/h)				Total capacity (kBtu/h)		Total input (W)		Total current (A)		Power factor (%)
	A room	B room	C room	—	A room	B room	C room	—	Rating	(min ~ max)	Rating	(min ~ max)	Rating	(min ~ max)	Rating
15+18	Wall	Wall	—	—	10.91	13.09	—	—	24.00	8.40 ~ 36.00	1550	430 ~ 2990	6.2	1.7 ~ 12.0	98
15+18	Wall	Duct	—	—	10.91	13.09	—	—	24.00	8.70 ~ 34.00	1740	570 ~ 2860	7.0	2.3 ~ 11.5	98
15+18	Duct	Wall	—	—	10.91	13.09	—	—	24.00	8.70 ~ 34.00	1740	570 ~ 2850	7.0	2.3 ~ 11.5	98
15+18	Duct	Duct	—	—	10.91	13.09	—	—	24.00	9.10 ~ 32.00	2020	750 ~ 3090	8.1	3.0 ~ 12.4	98
18+18	Wall	Wall	—	—	12.00	12.00	—	—	24.00	8.30 ~ 36.00	1560	430 ~ 3000	6.3	1.7 ~ 12.1	98
18+18	Duct	Wall	—	—	12.00	12.00	—	—	24.00	8.70 ~ 34.00	1730	560 ~ 2840	7.0	2.3 ~ 11.4	98
18+18	Duct	Duct	—	—	12.00	12.00	—	—	24.00	9.10 ~ 32.00	2010	740 ~ 3080	8.1	3.0 ~ 12.4	98
07+07+07	Wall	Wall	Wall	—	7.70	7.70	7.70	—	23.10	8.60 ~ 29.70	1470	430 ~ 2140	5.9	1.7 ~ 8.6	98
07+07+07	Wall	Wall	Duct	—	7.47	7.47	7.47	—	22.40	8.70 ~ 29.00	1500	440 ~ 2090	6.0	1.8 ~ 8.4	98
07+07+07	Wall	Duct	Duct	—	7.27	7.27	7.27	—	21.80	8.90 ~ 28.30	1550	450 ~ 2110	6.2	1.8 ~ 8.5	98
07+07+07	Duct	Duct	Duct	—	7.03	7.03	7.03	—	21.10	9.00 ~ 27.60	1610	460 ~ 2100	6.5	1.9 ~ 8.5	98
07+07+09	Wall	Wall	Wall	—	7.26	7.26	9.08	—	23.60	8.60 ~ 32.90	1500	430 ~ 2540	6.0	1.7 ~ 10.2	98
07+07+09	Wall	Wall	Duct	—	7.14	7.14	8.92	—	23.20	8.70 ~ 31.70	1630	490 ~ 2510	6.6	2.0 ~ 10.1	98
07+07+09	Wall	Duct	Wall	—	7.14	7.14	8.92	—	23.20	8.70 ~ 31.70	1610	480 ~ 2440	6.5	1.9 ~ 9.8	98
07+07+09	Duct	Wall	Duct	—	7.05	7.05	8.81	—	22.90	8.90 ~ 30.50	1720	500 ~ 2440	6.9	2.0 ~ 9.8	98
07+07+09	Duct	Duct	Wall	—	7.05	7.05	8.81	—	22.90	8.80 ~ 30.50	1700	490 ~ 2360	6.8	2.0 ~ 9.5	98
07+07+09	Duct	Duct	Duct	—	6.92	6.92	8.65	—	22.50	9.00 ~ 29.30	1840	510 ~ 2390	7.4	2.1 ~ 9.6	98
07+07+12	Wall	Wall	Wall	—	6.40	6.40	11.20	—	24.00	8.50 ~ 36.00	1530	430 ~ 2970	6.2	1.7 ~ 12.0	98
07+07+12	Wall	Wall	Duct	—	6.40	6.40	11.19	—	24.00	8.70 ~ 34.40	1710	490 ~ 2860	6.9	2.0 ~ 11.5	98
07+07+12	Wall	Duct	Wall	—	6.40	6.40	11.19	—	24.00	8.60 ~ 34.40	1680	480 ~ 2800	6.8	1.9 ~ 11.3	98
07+07+12	Duct	Wall	Duct	—	6.40	6.40	11.19	—	24.00	8.90 ~ 32.70	1850	500 ~ 2740	7.4	2.0 ~ 11.0	98
07+07+12	Duct	Duct	Wall	—	6.40	6.40	11.19	—	24.00	8.80 ~ 32.70	1800	490 ~ 2610	7.2	2.0 ~ 10.5	98
07+07+12	Duct	Duct	Duct	—	6.40	6.40	11.19	—	24.00	9.00 ~ 31.10	2020	510 ~ 2640	8.1	2.1 ~ 10.6	98
07+07+15	Wall	Wall	Wall	—	5.33	5.33	13.32	—	24.00	8.30 ~ 36.00	1620	430 ~ 3020	6.5	1.7 ~ 12.2	98
07+07+15	Wall	Wall	Duct	—	5.33	5.33	13.32	—	24.00	8.60 ~ 34.70	1760	570 ~ 2930	7.1	2.3 ~ 11.8	98
07+07+15	Wall	Duct	Wall	—	5.33	5.33	13.32	—	24.00	8.40 ~ 34.50	1810	570 ~ 2880	7.3	2.3 ~ 11.6	98
07+07+15	Duct	Wall	Duct	—	5.33	5.33	13.32	—	24.00	8.70 ~ 32.90	1870	580 ~ 2730	7.5	2.3 ~ 11.0	98
07+07+15	Duct	Duct	Wall	—	5.33	5.33	13.32	—	24.00	8.50 ~ 32.90	1840	570 ~ 2670	7.4	2.3 ~ 10.7	98
07+07+15	Duct	Duct	Duct	—	5.33	5.33	13.32	—	24.00	8.80 ~ 31.40	2000	590 ~ 2600	8.1	2.4 ~ 10.5	98
07+07+18	Wall	Wall	Wall	—	4.80	4.80	14.40	—	24.00	8.30 ~ 36.00	1630	430 ~ 3040	6.6	1.7 ~ 12.2	98
07+07+18	Wall	Wall	Duct	—	4.80	4.80	14.40	—	24.00	8.60 ~ 34.70	1750	560 ~ 2920	7.0	2.3 ~ 11.8	98
07+07+18	Wall	Duct	Wall	—	4.80	4.80	14.40	—	24.00	8.40 ~ 34.50	1810	560 ~ 2870	7.3	2.3 ~ 11.6	98
07+07+18	Duct	Wall	Duct	—	4.80	4.80	14.40	—	24.00	8.70 ~ 33.10	1860	570 ~ 2720	7.5	2.3 ~ 11.0	98
07+07+18	Duct	Duct	Wall	—	4.80	4.80	14.40	—	24.00	8.50 ~ 33.10	1830	560 ~ 2660	7.4	2.3 ~ 10.7	98
07+07+18	Duct	Duct	Duct	—	4.80	4.80	14.40	—	24.00	8.80 ~ 31.60	1990	580 ~ 2590	8.0	2.3 ~ 10.4	98
07+09+09	Wall	Wall	Wall	—	6.85	8.57	8.57	—	24.00	8.50 ~ 36.00	1530	430 ~ 2970	6.2	1.7 ~ 12.0	98
07+09+09	Wall	Wall	Duct	—	6.85	8.57	8.57	—	24.00	8.70 ~ 34.30	1800	480 ~ 2830	7.2	1.9 ~ 11.4	98
07+09+09	Wall	Duct	Duct	—	6.86	8.57	8.57	—	24.00	8.90 ~ 32.70	1900	550 ~ 2790	7.6	2.2 ~ 11.2	98
07+09+09	Duct	Wall	Wall	—	6.86	8.57	8.57	—	24.00	8.60 ~ 34.30	1690	530 ~ 2850	6.8	2.1 ~ 11.5	98
07+09+09	Duct	Wall	Duct	—	6.86	8.57	8.57	—	24.00	8.80 ~ 32.70	1870	540 ~ 2750	7.5	2.2 ~ 11.1	98
07+09+09	Duct	Duct	Duct	—	6.86	8.57	8.57	—	24.00	9.00 ~ 31.00	2200	560 ~ 2640	8.9	2.3 ~ 10.6	98
07+09+12	Wall	Wall	Wall	—	6.00	7.50	10.50	—	24.00	8.50 ~ 36.00	1530	420 ~ 2960	6.2	1.7 ~ 11.9	98
07+09+12	Wall	Wall	Duct	—	6.00	7.50	10.50	—	24.00	8.70 ~ 34.70	1700	480 ~ 2880	6.8	1.9 ~ 11.6	98
07+09+12	Wall	Duct	Wall	—	6.00	7.50	10.50	—	24.00	8.60 ~ 34.70	1680	480 ~ 2850	6.8	1.9 ~ 11.5	98
07+09+12	Wall	Duct	Duct	—	6.00	7.50	10.50	—	24.00	8.90 ~ 33.30	1900	550 ~ 2890	7.6	2.2 ~ 11.6	98
07+09+12	Duct	Wall	Wall	—	6.00	7.50	10.50	—	24.00	8.60 ~ 34.40	1720	530 ~ 2830	6.9	2.1 ~ 11.4	98
07+09+12	Duct	Wall	Duct	—	6.00	7.50	10.50	—	24.00	8.80 ~ 32.90	1870	540 ~ 2750	7.5	2.2 ~ 11.1	98
07+09+12	Duct	Duct	Wall	—	6.00	7.50	10.50	—	24.00	8.80 ~ 32.90	1850	540 ~ 2710	7.4	2.2 ~ 10.9	98
07+09+12	Duct	Duct	Duct	—	6.00	7.50	10.50	—	24.00	9.00 ~ 31.30	2070	560 ~ 2690	8.3	2.3 ~ 10.8	98
07+09+15	Wall	Wall	Wall	—	5.05	6.32	12.63	—	24.00	8.30 ~ 36.00	1640	440 ~ 3050	6.6	1.8 ~ 12.3	98
07+09+15	Wall	Wall	Duct	—	5.05	6.32	12.63	—	24.00	8.50 ~ 34.70	1760	570 ~ 2910	7.1	2.3 ~ 11.7	98
07+09+15	Wall	Duct	Wall	—	5.05	6.32	12.63	—	24.00	8.40 ~ 34.70	1720	480 ~ 2830	6.9	1.9 ~ 11.4	98
07+09+15	Wall	Duct	Duct	—	5.05	6.32	12.63	—	24.00	8.70 ~ 33.30	1920	630 ~ 2830	7.7	2.5 ~ 11.4	98
07+09+15	Duct	Wall	Wall	—	5.05	6.32	12.63	—	24.00	8.40 ~ 34.50	1870	620 ~ 2940	7.5	2.5 ~ 11.8	98
07+09+15	Duct	Wall	Duct	—	5.05	6.32	12.63	—	24.00	8.60 ~ 33.00	1910	620 ~ 2750	7.7	2.5 ~ 11.1	98
07+09+15	Duct	Duct	Wall	—	5.05	6.32	12.63	—	24.00	8.50 ~ 33.00	1890	620 ~ 2720	7.6	2.5 ~ 11.0	98
07+09+15	Duct	Duct	Duct	—	5.05	6.32	12.63	—	24.00	8.80 ~ 31.50	2060	640 ~ 2650	8.3	2.6 ~ 10.7	98
07+09+18	Wall	Wall	Wall	—	4.57	5.71	13.71	—	24.00	8.30 ~ 36.00	1650	440 ~ 3070	6.6	1.8 ~ 12.4	98
07+09+18	Wall	Wall	Duct	—	4.57	5.71	13.71	—	24.00	8.50 ~ 34.70	1750	560 ~ 2900	7.0	2.3 ~ 11.7	98
07+09+18	Wall	Duct	Wall	—	4.57	5.71	13.71	—	24.00	8.40 ~ 34.70	1720	480 ~ 2840	6.9	1.9 ~ 11.4	98
07+09+18	Wall	Duct	Duct	—	4.57	5.71	13.70	—	24.00	8.70 ~ 33.30	1910	620 ~ 2820	7.7	2.5 ~ 11.4	98

Combination of indoor unit	Type of indoor unit				Capacity of each indoor unit										
					Each capacity (kBtu/h)				Total capacity (kBtu/h)		Total input (W)		Total current (A)		Power factor (%)
	A room	B room	C room	—	A room	B room	C room	—	Rating	(min ~ max)	Rating	(min ~ max)	Rating	(min ~ max)	Rating
07+09+18	Duct	Wall	Wall	—	4.57	5.71	13.70	—	24.00	8.30 ~ 34.60	1870	610 ~ 2990	7.5	2.5 ~ 12.0	98
07+09+18	Duct	Wall	Duct	—	4.57	5.71	13.70	—	24.00	8.60 ~ 33.20	1900	610 ~ 2790	7.6	2.5 ~ 11.2	98
07+09+18	Duct	Duct	Wall	—	4.57	5.71	13.70	—	24.00	8.50 ~ 33.20	1880	610 ~ 2760	7.6	2.5 ~ 11.1	98
07+09+18	Duct	Duct	Duct	—	4.57	5.71	13.70	—	24.00	8.80 ~ 31.80	2050	630 ~ 2690	8.3	2.5 ~ 10.8	98
07+12+12	Wall	Wall	Wall	—	5.34	9.33	9.33	—	24.00	8.40 ~ 36.00	1540	420 ~ 2960	6.2	1.7 ~ 11.9	98
07+12+12	Wall	Wall	Duct	—	5.33	9.33	9.33	—	24.00	8.60 ~ 34.70	1680	480 ~ 2850	6.8	1.9 ~ 11.5	98
07+12+12	Wall	Duct	Duct	—	5.32	9.33	9.33	—	24.00	8.90 ~ 33.30	1900	550 ~ 2890	7.6	2.2 ~ 11.6	98
07+12+12	Duct	Wall	Wall	—	5.32	9.33	9.33	—	24.00	8.50 ~ 34.50	1720	530 ~ 2820	6.9	2.1 ~ 11.4	98
07+12+12	Duct	Wall	Duct	—	5.32	9.33	9.33	—	24.00	8.80 ~ 33.00	1850	540 ~ 2710	7.4	2.2 ~ 10.9	98
07+12+12	Duct	Duct	Duct	—	5.32	9.33	9.33	—	24.00	9.00 ~ 31.50	2070	560 ~ 2740	8.3	2.3 ~ 11.0	98
07+12+15	Wall	Wall	Wall	—	4.57	8.00	11.42	—	24.00	8.30 ~ 36.00	1660	440 ~ 3090	6.7	1.8 ~ 12.4	98
07+12+15	Wall	Wall	Duct	—	4.57	8.00	11.43	—	24.00	8.50 ~ 34.70	1760	570 ~ 2910	7.1	2.3 ~ 11.7	98
07+12+15	Wall	Duct	Wall	—	4.57	8.00	11.43	—	24.00	8.40 ~ 34.70	1720	480 ~ 2830	6.9	1.9 ~ 11.4	98
07+12+15	Wall	Duct	Duct	—	4.57	8.00	11.43	—	24.00	8.70 ~ 33.30	1920	630 ~ 2830	7.7	2.5 ~ 11.4	98
07+12+15	Duct	Wall	Wall	—	4.57	8.00	11.43	—	24.00	8.30 ~ 34.60	1890	630 ~ 3020	7.6	2.5 ~ 12.2	98
07+12+15	Duct	Wall	Duct	—	4.57	8.00	11.43	—	24.00	8.60 ~ 33.20	1900	620 ~ 2780	7.6	2.5 ~ 11.2	98
07+12+15	Duct	Duct	Wall	—	4.57	8.00	11.43	—	24.00	8.50 ~ 33.20	1890	620 ~ 2770	7.6	2.5 ~ 11.2	98
07+12+15	Duct	Duct	Duct	—	4.57	8.00	11.43	—	24.00	8.80 ~ 31.80	2060	640 ~ 2700	8.3	2.6 ~ 10.9	98
07+12+18	Wall	Wall	Wall	—	4.17	7.30	12.52	—	24.00	8.30 ~ 36.00	1680	440 ~ 3110	6.8	1.8 ~ 12.5	98
07+12+18	Wall	Wall	Duct	—	4.17	7.30	12.52	—	24.00	8.50 ~ 34.70	1750	560 ~ 2900	7.0	2.3 ~ 11.7	98
07+12+18	Wall	Duct	Wall	—	4.17	7.30	12.52	—	24.00	8.40 ~ 34.70	1720	480 ~ 2840	6.9	1.9 ~ 11.4	98
07+12+18	Wall	Duct	Duct	—	4.17	7.30	12.51	—	24.00	8.70 ~ 33.40	1910	620 ~ 2820	7.7	2.5 ~ 11.4	98
07+12+18	Duct	Wall	Wall	—	4.17	7.30	12.51	—	24.00	8.30 ~ 34.70	1890	620 ~ 2820	7.6	2.5 ~ 11.4	98
07+12+18	Duct	Wall	Duct	—	4.17	7.30	12.51	—	24.00	8.60 ~ 33.40	1890	610 ~ 2770	7.6	2.5 ~ 11.2	98
07+12+18	Duct	Duct	Wall	—	4.17	7.30	12.51	—	24.00	8.50 ~ 33.40	1880	610 ~ 2760	7.6	2.5 ~ 11.1	98
07+12+18	Duct	Duct	Duct	—	4.17	7.30	12.51	—	24.00	8.80 ~ 32.10	2050	630 ~ 2740	8.3	2.5 ~ 11.0	98
07+15+15	Wall	Wall	Wall	—	3.99	10.00	10.00	—	24.00	8.20 ~ 36.00	1920	480 ~ 3150	7.7	1.9 ~ 12.7	98
07+15+15	Wall	Wall	Duct	—	4.00	10.00	10.00	—	24.00	8.30 ~ 34.70	1860	580 ~ 2980	7.5	2.3 ~ 12.0	98
07+15+15	Wall	Duct	Duct	—	4.00	10.00	10.00	—	24.00	8.50 ~ 33.40	1980	710 ~ 2870	8.0	2.9 ~ 11.6	98
07+15+15	Duct	Wall	Wall	—	4.00	10.00	10.00	—	24.00	8.20 ~ 34.70	2200	750 ~ 3150	8.9	3.0 ~ 12.7	98
07+15+15	Duct	Wall	Duct	—	4.00	10.00	10.00	—	24.00	8.40 ~ 33.40	2010	720 ~ 2890	8.1	2.9 ~ 11.6	98
07+15+15	Duct	Duct	Duct	—	4.00	10.00	10.00	—	24.00	8.60 ~ 32.10	2090	720 ~ 2750	8.4	2.9 ~ 11.1	98
09+09+09	Wall	Wall	Wall	—	8.00	8.00	8.00	—	24.00	8.50 ~ 36.00	1530	420 ~ 2960	6.2	1.7 ~ 11.9	98
09+09+09	Wall	Wall	Duct	—	8.00	8.00	8.00	—	24.00	8.60 ~ 34.70	1680	480 ~ 2850	6.8	1.9 ~ 11.5	98
09+09+09	Wall	Duct	Duct	—	8.00	8.00	8.00	—	24.00	8.80 ~ 33.30	1870	540 ~ 2800	7.5	2.2 ~ 11.3	98
09+09+09	Duct	Duct	Duct	—	8.00	8.00	8.00	—	24.00	9.00 ~ 32.00	2120	610 ~ 2840	8.5	2.5 ~ 11.4	98
09+09+12	Wall	Wall	Wall	—	7.06	7.06	9.88	—	24.00	8.40 ~ 36.00	1540	420 ~ 2960	6.2	1.7 ~ 11.9	98
09+09+12	Wall	Wall	Duct	—	7.06	7.06	9.88	—	24.00	8.60 ~ 34.70	1680	480 ~ 2850	6.8	1.9 ~ 11.5	98
09+09+12	Wall	Duct	Wall	—	7.06	7.06	9.88	—	24.00	8.60 ~ 34.70	1670	480 ~ 2830	6.7	1.9 ~ 11.4	98
09+09+12	Wall	Duct	Duct	—	7.06	7.06	9.89	—	24.00	8.80 ~ 33.30	1870	540 ~ 2800	7.5	2.2 ~ 11.3	98
09+09+12	Duct	Duct	Wall	—	7.06	7.06	9.89	—	24.00	8.80 ~ 33.30	1850	540 ~ 2760	7.4	2.2 ~ 11.1	98
09+09+12	Duct	Duct	Duct	—	7.06	7.06	9.87	—	24.00	9.00 ~ 32.00	2120	610 ~ 2840	8.5	2.5 ~ 11.4	98
09+09+15	Wall	Wall	Wall	—	6.00	6.00	11.99	—	24.00	8.30 ~ 36.00	1670	440 ~ 3090	6.7	1.8 ~ 12.4	98
09+09+15	Wall	Wall	Duct	—	6.00	6.00	12.00	—	24.00	8.50 ~ 34.70	1760	570 ~ 2910	7.1	2.3 ~ 11.7	98
09+09+15	Wall	Duct	Wall	—	6.00	6.00	12.00	—	24.00	8.40 ~ 34.70	1730	480 ~ 2850	7.0	1.9 ~ 11.5	98
09+09+15	Wall	Duct	Duct	—	6.00	6.00	11.99	—	24.00	8.60 ~ 33.30	1910	620 ~ 2800	7.7	2.5 ~ 11.3	98
09+09+15	Duct	Duct	Wall	—	6.00	6.00	11.99	—	24.00	8.50 ~ 33.30	1800	530 ~ 2670	7.2	2.1 ~ 10.7	98
09+09+15	Duct	Duct	Duct	—	6.00	6.00	12.00	—	24.00	8.80 ~ 32.00	2110	690 ~ 2800	8.5	2.8 ~ 11.3	98
09+09+18	Wall	Wall	Wall	—	5.45	5.45	13.08	—	24.00	8.30 ~ 36.00	1680	440 ~ 3110	6.8	1.8 ~ 12.5	98
09+09+18	Wall	Wall	Duct	—	5.45	5.45	13.09	—	24.00	8.50 ~ 34.70	1750	560 ~ 2900	7.0	2.3 ~ 11.7	98
09+09+18	Wall	Duct	Wall	—	5.45	5.45	13.09	—	24.00	8.30 ~ 34.70	1740	480 ~ 2860	7.0	1.9 ~ 11.5	98
09+09+18	Wall	Duct	Duct	—	5.45	5.45	13.08	—	24.00	8.60 ~ 33.30	1900	610 ~ 2790	7.6	2.5 ~ 11.2	98
09+09+18	Duct	Duct	Wall	—	5.45	5.45	13.08	—	24.00	8.50 ~ 33.30	1800	530 ~ 2680	7.2	2.1 ~ 10.8	98
09+09+18	Duct	Duct	Duct	—	5.45	5.45	13.09	—	24.00	8.80 ~ 32.00	2100	680 ~ 2790	8.5	2.7 ~ 11.2	98
09+12+12	Wall	Wall	Wall	—	6.31	8.84	8.84	—	24.00	8.40 ~ 36.00	1540	430 ~ 2970	6.2	1.7 ~ 12.0	98
09+12+12	Wall	Wall	Duct	—	6.32	8.84	8.84	—	24.00	8.60 ~ 34.70	1670	480 ~ 2830	6.7	1.9 ~ 11.4	98
09+12+12	Wall	Duct	Duct	—	6.31	8.84	8.84	—	24.00	8.80 ~ 33.30	1870	540 ~ 2800	7.5	2.2 ~ 11.3	98
09+12+12	Duct	Wall	Wall	—	6.32	8.84	8.84	—	24.00	8.50 ~ 34.70	1670	480 ~ 2820	6.7	1.9 ~ 11.4	98
09+12+12	Duct	Wall	Duct	—	6.31	8.84	8.84	—	24.00	8.80 ~ 33.30	1850	540 ~ 2760	7.4	2.2 ~ 11.1	98
09+12+12	Duct	Duct	Duct	—	6.33	8.84	8.84	—	24.00	9.00 ~ 32.00	2120	610 ~ 2840	8.5	2.5 ~ 11.4	98
09+12+15	Wall	Wall	Wall	—	5.45	7.64	10.91	—	24.00	8.20 ~ 36.00	1690	440 ~ 3140	6.8	1.8 ~ 12.6	98

Combination of indoor unit	Type of indoor unit				Capacity of each indoor unit										
					Each capacity (kBtu/h)				Total capacity (kBtu/h)		Total input (W)		Total current (A)		Power factor (%)
	A room	B room	C room	—	A room	B room	C room	—	Rating	(min ~ max)	Rating	(min ~ max)	Rating	(min ~ max)	Rating
09+12+15	Wall	Wall	Duct	—	5.45	7.64	10.91	—	24.00	8.40 ~ 34.70	1760	570 ~ 2910	7.1	2.3 ~ 11.7	98
09+12+15	Wall	Duct	Wall	—	5.45	7.64	10.91	—	24.00	8.40 ~ 34.70	1730	480 ~ 2850	7.0	1.9 ~ 11.5	98
09+12+15	Wall	Duct	Duct	—	5.45	7.64	10.91	—	24.00	8.60 ~ 33.30	1910	620 ~ 2800	7.7	2.5 ~ 11.3	98
09+12+15	Duct	Wall	Wall	—	5.45	7.64	10.91	—	24.00	8.30 ~ 34.70	1750	480 ~ 2870	7.0	1.9 ~ 11.6	98
09+12+15	Duct	Wall	Duct	—	5.45	7.64	10.91	—	24.00	8.60 ~ 33.30	1900	620 ~ 2780	7.6	2.5 ~ 11.2	98
09+12+15	Duct	Duct	Wall	—	5.45	7.64	10.91	—	24.00	8.50 ~ 33.30	1800	530 ~ 2670	7.2	2.1 ~ 10.7	98
09+12+15	Duct	Duct	Duct	—	5.45	7.64	10.91	—	24.00	8.80 ~ 32.00	2110	690 ~ 2800	8.5	2.8 ~ 11.3	98
09+12+18	Wall	Wall	Wall	—	5.00	7.00	12.00	—	24.00	8.20 ~ 36.00	1710	450 ~ 3110	6.9	1.8 ~ 12.5	98
09+12+18	Wall	Wall	Duct	—	5.00	7.00	12.00	—	24.00	8.40 ~ 34.80	1750	560 ~ 2900	7.0	2.3 ~ 11.7	98
09+12+18	Wall	Duct	Wall	—	5.00	7.00	12.00	—	24.00	8.30 ~ 34.80	1740	480 ~ 2860	7.0	1.9 ~ 11.5	98
09+12+18	Wall	Duct	Duct	—	5.00	7.00	12.00	—	24.00	8.60 ~ 33.50	1900	610 ~ 2790	7.6	2.5 ~ 11.2	98
09+12+18	Duct	Wall	Wall	—	5.00	7.00	12.00	—	24.00	8.30 ~ 34.80	1760	480 ~ 2930	7.1	1.9 ~ 11.8	98
09+12+18	Duct	Wall	Duct	—	5.00	7.00	12.00	—	24.00	8.60 ~ 33.50	1890	610 ~ 2770	7.6	2.5 ~ 11.2	98
09+12+18	Duct	Duct	Wall	—	5.00	7.00	12.00	—	24.00	8.50 ~ 33.50	1800	530 ~ 2680	7.2	2.1 ~ 10.8	98
09+12+18	Duct	Duct	Duct	—	5.00	7.00	12.00	—	24.00	8.80 ~ 32.30	2100	680 ~ 2790	8.5	2.7 ~ 11.2	98
09+15+15	Wall	Wall	Wall	—	4.80	9.60	9.60	—	24.00	8.20 ~ 36.00	2020	490 ~ 3130	8.1	2.0 ~ 12.6	98
09+15+15	Wall	Wall	Duct	—	4.80	9.60	9.60	—	24.00	8.30 ~ 34.80	1890	580 ~ 3080	7.6	2.3 ~ 12.4	98
09+15+15	Wall	Duct	Duct	—	4.80	9.60	9.60	—	24.00	8.50 ~ 33.50	1980	710 ~ 2860	8.0	2.9 ~ 11.5	98
09+15+15	Duct	Wall	Wall	—	4.80	9.60	9.60	—	24.00	8.20 ~ 34.80	1960	510 ~ 3220	7.9	2.1 ~ 13.0	98
09+15+15	Duct	Wall	Duct	—	4.80	9.60	9.60	—	24.00	8.40 ~ 33.50	1950	620 ~ 2850	7.9	2.5 ~ 11.5	98
09+15+15	Duct	Duct	Duct	—	4.80	9.60	9.60	—	24.00	8.60 ~ 32.30	2140	770 ~ 2800	8.6	3.1 ~ 11.3	98
12+12+12	Wall	Wall	Wall	—	8.00	8.00	8.00	—	24.00	8.40 ~ 36.00	1550	430 ~ 2990	6.2	1.7 ~ 12.0	98
12+12+12	Wall	Wall	Duct	—	8.00	8.00	8.00	—	24.00	8.50 ~ 34.70	1670	480 ~ 2820	6.7	1.9 ~ 11.4	98
12+12+12	Wall	Duct	Duct	—	8.00	8.00	8.00	—	24.00	8.80 ~ 33.30	1850	540 ~ 2760	7.4	2.2 ~ 11.1	98
12+12+12	Duct	Duct	Duct	—	8.00	8.00	8.00	—	24.00	9.00 ~ 32.00	2120	610 ~ 2840	8.5	2.5 ~ 11.4	98
12+12+15	Wall	Wall	Wall	—	7.00	7.00	10.00	—	24.00	8.20 ~ 36.00	1730	450 ~ 3140	7.0	1.8 ~ 12.6	98
12+12+15	Wall	Wall	Duct	—	7.00	7.00	10.01	—	24.00	8.40 ~ 34.80	1770	570 ~ 2920	7.1	2.3 ~ 11.8	98
12+12+15	Wall	Duct	Wall	—	7.00	7.00	10.01	—	24.00	8.30 ~ 34.80	1750	480 ~ 2870	7.0	1.9 ~ 11.6	98
12+12+15	Wall	Duct	Duct	—	7.00	7.00	9.99	—	24.00	8.60 ~ 33.50	1900	620 ~ 2780	7.6	2.5 ~ 11.2	98
12+12+15	Duct	Duct	Wall	—	7.00	7.00	9.99	—	24.00	8.50 ~ 33.50	1800	530 ~ 2670	7.2	2.1 ~ 10.7	98
12+12+15	Duct	Duct	Duct	—	7.00	7.00	10.00	—	24.00	8.80 ~ 32.30	2110	690 ~ 2800	8.5	2.8 ~ 11.3	98

Notes:

1. Cooling capacity is based on 80°FDB (26.7°CDB) / 67°FWB (19.4°CWB) (Indoor temperature), 95°FDB (35°CDB) / 75°FWB (24°CWB) (Outdoor temperature).
   Heating capacity is based on 70°FDB (21°CDB) / 60°FWB (15.6°CWB) (Indoor temperature), 47°FDB (8.3°CDB) / 43°FWB (6°CWB) (Outdoor temperature).
2. The total capacity of connected indoor units is up to 39.0 kBtu/h.
3. It is impossible to connect the indoor unit for one room only.
4. The above is the value for connecting with the following indoor units.
   7.0 kBtu/h class; wall mount type L series or Duct type L series
   9.0 kBtu/h class; wall mount type L series or Duct type L series
   12.0 kBtu/h class; wall mount type L series or Duct type L series
   15.0 kBtu/h class; wall mount type L series or Duct type L series
   18.0 kBtu/h class; wall mount type L series or Duct type L series

C: 3D093891B
C: 3D093892B
C: 3D093893B
C: 3D093894B
C: 3D093895B
C: 3D111394A

3.5 Combination Capacity: 4MXS36RMVJUA

Cooling [60 Hz, 208 V]

Combination of indoor unit	Type of indoor unit				Capacity of each indoor unit										
					Each capacity (kBtu/h)				Total capacity (kBtu/h)		Total input (W)		Total current (A)		Power factor (%)
	A room	B room	C room	D room	A room	B room	C room	D room	Rating	(min ~ max)	Rating	(min ~ max)	Rating	(min ~ max)	Rating
07	Wall	—	—	—	7.60	—	—	—	7.60	6.80 ~ 8.40	610	520 ~ 670	2.3	1.9 ~ 2.5	98
09	Wall	—	—	—	9.80	—	—	—	9.80	6.90 ~ 10.80	780	520 ~ 880	2.9	1.9 ~ 3.3	98
09	Duct	—	—	—	9.40	—	—	—	9.40	6.70 ~ 9.40	830	570 ~ 830	3.1	2.1 ~ 3.1	98
12	Wall	—	—	—	13.00	—	—	—	13.00	7.00 ~ 14.40	1120	530 ~ 1280	4.2	2.0 ~ 4.8	98
12	Duct	—	—	—	12.50	—	—	—	12.50	6.70 ~ 12.50	1160	570 ~ 1160	4.3	2.1 ~ 4.3	98
15	Wall	—	—	—	16.30	—	—	—	16.30	8.20 ~ 18.00	1290	570 ~ 1460	4.8	2.1 ~ 5.4	98
15	Duct	—	—	—	15.60	—	—	—	15.60	7.50 ~ 15.60	1490	690 ~ 1490	5.6	2.6 ~ 5.6	98
18	Wall	—	—	—	19.50	—	—	—	19.50	8.20 ~ 21.60	1650	570 ~ 1900	6.1	2.1 ~ 7.1	98
18	Duct	—	—	—	18.80	—	—	—	18.80	7.50 ~ 18.80	1900	680 ~ 1900	7.1	2.5 ~ 7.1	98
24	Wall	—	—	—	26.00	—	—	—	26.00	8.60 ~ 28.80	2430	580 ~ 2860	9.1	2.2 ~ 10.7	98
24	Duct	—	—	—	25.00	—	—	—	25.00	7.80 ~ 25.00	2780	680 ~ 2780	10.4	2.5 ~ 10.4	98
07+07	Wall	Wall	—	—	7.60	7.60	—	—	15.20	8.20 ~ 16.80	1200	570 ~ 1330	4.5	2.1 ~ 5.0	98
07+09	Wall	Wall	—	—	7.69	9.61	—	—	17.30	8.30 ~ 19.20	1380	570 ~ 1610	5.1	2.1 ~ 6.0	98
07+09	Wall	Duct	—	—	7.56	9.44	—	—	17.00	8.10 ~ 18.00	1430	620 ~ 1560	5.3	2.3 ~ 5.8	98
07+12	Wall	Wall	—	—	7.49	13.11	—	—	20.60	8.30 ~ 22.80	1760	570 ~ 2070	6.6	2.1 ~ 7.7	98
07+12	Wall	Duct	—	—	7.35	12.85	—	—	20.20	8.10 ~ 21.30	1900	620 ~ 1950	7.1	2.3 ~ 7.3	98
07+15	Wall	Wall	—	—	6.80	17.00	—	—	23.80	9.30 ~ 26.40	1910	580 ~ 2240	7.1	2.2 ~ 8.3	98
07+15	Wall	Duct	—	—	6.69	16.71	—	—	23.40	8.70 ~ 24.70	2180	720 ~ 2350	8.1	2.7 ~ 8.8	98
07+18	Wall	Wall	—	—	6.70	20.10	—	—	26.80	9.30 ~ 30.00	2300	580 ~ 2780	8.6	2.2 ~ 10.4	98
07+18	Wall	Duct	—	—	6.58	19.73	—	—	26.30	8.70 ~ 28.00	2630	710 ~ 2870	9.8	2.6 ~ 10.7	98
07+24	Wall	Wall	—	—	6.99	24.81	—	—	31.80	9.60 ~ 34.40	2940	580 ~ 3420	11.0	2.2 ~ 12.7	98
07+24	Wall	Duct	—	—	6.86	24.34	—	—	31.20	8.90 ~ 32.90	3340	700 ~ 3680	12.4	2.6 ~ 13.7	98
09+09	Wall	Wall	—	—	9.75	9.75	—	—	19.50	8.30 ~ 21.60	1610	570 ~ 1910	6.0	2.1 ~ 7.1	98
09+09	Wall	Duct	—	—	9.60	9.60	—	—	19.20	8.20 ~ 20.20	1660	620 ~ 1800	6.2	2.3 ~ 6.7	98
09+09	Duct	Duct	—	—	9.40	9.40	—	—	18.80	8.10 ~ 18.80	1710	670 ~ 1710	6.4	2.5 ~ 6.4	98
09+12	Wall	Wall	—	—	9.50	13.30	—	—	22.80	8.40 ~ 25.20	2020	570 ~ 2410	7.5	2.1 ~ 9.0	98
09+12	Wall	Duct	—	—	9.34	13.06	—	—	22.40	8.20 ~ 23.60	2120	620 ~ 2280	7.9	2.3 ~ 8.5	98
09+12	Duct	Wall	—	—	9.34	13.06	—	—	22.40	8.30 ~ 23.60	2070	620 ~ 2230	7.7	2.3 ~ 8.3	98
09+12	Duct	Duct	—	—	9.12	12.78	—	—	21.90	8.10 ~ 21.90	2110	670 ~ 2110	7.9	2.5 ~ 7.9	98
09+15	Wall	Wall	—	—	8.67	17.33	—	—	26.00	9.30 ~ 28.80	2180	580 ~ 2600	8.1	2.2 ~ 9.7	98
09+15	Wall	Duct	—	—	8.50	17.00	—	—	25.50	8.80 ~ 26.90	2470	720 ~ 2640	9.2	2.7 ~ 9.8	98
09+15	Duct	Wall	—	—	8.50	17.00	—	—	25.50	9.20 ~ 26.90	2180	630 ~ 2400	8.1	2.3 ~ 8.9	98
09+15	Duct	Duct	—	—	8.33	16.67	—	—	25.00	8.70 ~ 25.00	2460	780 ~ 2460	9.2	2.9 ~ 9.2	98
09+18	Wall	Wall	—	—	8.38	20.12	—	—	28.50	9.30 ~ 31.50	2540	580 ~ 2980	9.5	2.2 ~ 11.1	98
09+18	Wall	Duct	—	—	8.24	19.76	—	—	28.00	8.80 ~ 29.70	2870	710 ~ 3200	10.7	2.6 ~ 11.9	98
09+18	Duct	Wall	—	—	8.24	19.76	—	—	28.00	9.20 ~ 29.70	2590	630 ~ 2840	9.7	2.3 ~ 10.6	98
09+18	Duct	Duct	—	—	8.06	19.34	—	—	27.40	8.70 ~ 27.80	2860	760 ~ 2920	10.7	2.8 ~ 10.9	98
09+24	Wall	Wall	—	—	8.72	24.78	—	—	33.50	9.60 ~ 35.80	3220	580 ~ 3430	12.0	2.2 ~ 12.8	98
09+24	Wall	Duct	—	—	8.57	24.33	—	—	32.90	9.00 ~ 34.60	3550	700 ~ 3980	13.2	2.6 ~ 14.8	98
09+24	Duct	Wall	—	—	8.57	24.33	—	—	32.90	9.50 ~ 34.60	3260	630 ~ 3610	12.1	2.3 ~ 13.5	98
09+24	Duct	Duct	—	—	8.39	23.81	—	—	32.20	8.90 ~ 33.30	3590	760 ~ 3810	13.4	2.8 ~ 14.2	98
12+12	Wall	Wall	—	—	13.00	13.00	—	—	26.00	8.50 ~ 28.80	2470	570 ~ 2970	9.2	2.1 ~ 11.1	98
12+12	Duct	Wall	—	—	12.75	12.75	—	—	25.50	8.30 ~ 26.90	2520	620 ~ 2760	9.4	2.3 ~ 10.3	98
12+12	Duct	Duct	—	—	12.50	12.50	—	—	25.00	8.10 ~ 25.00	2610	670 ~ 2610	9.7	2.5 ~ 9.7	98
12+15	Wall	Wall	—	—	11.74	16.76	—	—	28.50	9.40 ~ 31.50	2480	580 ~ 2990	9.2	2.2 ~ 11.1	98
12+15	Wall	Duct	—	—	11.53	16.47	—	—	28.00	8.80 ~ 29.70	2830	720 ~ 3150	10.5	2.7 ~ 11.7	98
12+15	Duct	Wall	—	—	11.53	16.47	—	—	28.00	9.20 ~ 29.70	2580	630 ~ 2900	9.6	2.3 ~ 10.8	98
12+15	Duct	Duct	—	—	11.28	16.12	—	—	27.40	8.70 ~ 27.80	2870	780 ~ 2930	10.7	2.9 ~ 10.9	98
12+18	Wall	Wall	—	—	11.42	19.58	—	—	31.00	9.40 ~ 33.60	2920	580 ~ 3330	10.9	2.2 ~ 12.4	98
12+18	Wall	Duct	—	—	11.20	19.20	—	—	30.40	8.80 ~ 32.10	3270	710 ~ 3540	12.2	2.6 ~ 13.2	98
12+18	Duct	Wall	—	—	11.20	19.20	—	—	30.40	9.20 ~ 32.10	2960	630 ~ 3300	11.0	2.3 ~ 12.3	98
12+18	Duct	Duct	—	—	10.98	18.82	—	—	29.80	8.70 ~ 30.50	3240	760 ~ 3440	12.1	2.8 ~ 12.8	98
12+24	Wall	Wall	—	—	11.89	24.11	—	—	36.00	9.70 ~ 38.00	3720	580 ~ 3800	13.9	2.2 ~ 14.2	98
12+24	Wall	Duct	—	—	11.66	23.64	—	—	35.30	9.10 ~ 37.00	4140	700 ~ 4140	15.4	2.6 ~ 15.4	98
12+24	Duct	Wall	—	—	11.66	23.64	—	—	35.30	9.50 ~ 37.00	3760	630 ~ 4060	14.0	2.3 ~ 15.1	98
12+24	Duct	Duct	—	—	11.42	23.18	—	—	34.60	8.90 ~ 36.00	4100	760 ~ 4410	15.3	2.8 ~ 16.4	98
15+15	Wall	Wall	—	—	15.50	15.50	—	—	31.00	10.00 ~ 33.60	2600	560 ~ 3050	9.7	2.1 ~ 11.4	98

Combination of indoor unit	Type of indoor unit				Capacity of each indoor unit										
					Each capacity (kBtu/h)				Total capacity (kBtu/h)		Total input (W)		Total current (A)		Power factor (%)
	A room	B room	C room	D room	A room	B room	C room	D room	Rating	(min ~ max)	Rating	(min ~ max)	Rating	(min ~ max)	Rating
15+15	Duct	Wall	—	—	15.20	15.20	—	—	30.40	9.60 ~ 32.10	2900	720 ~ 3160	10.8	2.7 ~ 11.8	98
15+15	Duct	Duct	—	—	14.90	14.90	—	—	29.80	9.20 ~ 30.50	3130	870 ~ 3190	11.7	3.2 ~ 11.9	98
15+18	Wall	Wall	—	—	15.23	18.27	—	—	33.50	10.00 ~ 35.80	2990	560 ~ 3410	11.1	2.1 ~ 12.7	98
15+18	Wall	Duct	—	—	14.95	17.95	—	—	32.90	9.60 ~ 34.60	3280	710 ~ 3630	12.2	2.6 ~ 13.5	98
15+18	Duct	Wall	—	—	14.95	17.95	—	—	32.90	9.60 ~ 34.60	3300	720 ~ 3580	12.3	2.7 ~ 13.3	98
15+18	Duct	Duct	—	—	14.64	17.56	—	—	32.20	9.20 ~ 33.30	3590	860 ~ 3800	13.4	3.2 ~ 14.2	98
15+24	Wall	Wall	—	—	14.88	21.12	—	—	36.00	10.20 ~ 38.00	3430	550 ~ 3430	12.8	2.0 ~ 12.8	98
15+24	Wall	Duct	—	—	14.59	20.71	—	—	35.30	9.80 ~ 37.00	3640	690 ~ 4010	13.6	2.6 ~ 14.9	98
15+24	Duct	Wall	—	—	14.59	20.71	—	—	35.30	9.90 ~ 37.00	3610	710 ~ 3970	13.5	2.6 ~ 14.8	98
15+24	Duct	Duct	—	—	14.30	20.30	—	—	34.60	9.40 ~ 36.00	3950	850 ~ 4180	14.7	3.2 ~ 15.6	98
18+18	Wall	Wall	—	—	18.00	18.00	—	—	36.00	10.00 ~ 38.00	3480	560 ~ 3550	13.0	2.1 ~ 13.2	98
18+18	Duct	Wall	—	—	17.65	17.65	—	—	35.30	9.60 ~ 37.00	3780	710 ~ 4080	14.1	2.6 ~ 15.2	98
18+18	Duct	Duct	—	—	17.30	17.30	—	—	34.60	9.20 ~ 36.00	4080	850 ~ 4300	15.2	3.2 ~ 16.0	98
18+24	Wall	Wall	—	—	16.49	19.51	—	—	36.00	10.20 ~ 38.00	3430	540 ~ 3430	12.8	2.0 ~ 12.8	98
18+24	Wall	Duct	—	—	16.17	19.13	—	—	35.30	9.80 ~ 37.00	3570	690 ~ 4010	13.3	2.6 ~ 14.9	98
18+24	Duct	Wall	—	—	16.17	19.13	—	—	35.30	9.90 ~ 37.00	3590	700 ~ 3960	13.4	2.6 ~ 14.8	98
18+24	Duct	Duct	—	—	15.85	18.75	—	—	34.60	9.40 ~ 36.00	3940	840 ~ 4240	14.7	3.1 ~ 15.8	98
24+24	Wall	Wall	—	—	18.00	18.00	—	—	36.00	10.30 ~ 38.00	3310	520 ~ 3450	12.3	1.9 ~ 12.9	98
24+24	Duct	Wall	—	—	17.65	17.65	—	—	35.30	10.00 ~ 37.00	3530	680 ~ 3890	13.2	2.5 ~ 14.5	98
24+24	Duct	Duct	—	—	17.30	17.30	—	—	34.60	9.50 ~ 36.00	3800	820 ~ 4030	14.2	3.1 ~ 15.0	98
07+07+07	Wall	Wall	Wall	—	7.60	7.60	7.60	—	22.80	9.20 ~ 25.20	1800	580 ~ 2070	6.7	2.2 ~ 7.7	98
07+07+09	Wall	Wall	Wall	—	7.66	7.66	9.58	—	24.90	9.30 ~ 27.60	2020	580 ~ 2420	7.5	2.2 ~ 9.0	98
07+07+09	Wall	Wall	Duct	—	7.57	7.57	9.46	—	24.60	9.20 ~ 26.40	2070	630 ~ 2290	7.7	2.3 ~ 8.5	98
07+07+12	Wall	Wall	Wall	—	7.39	7.39	12.92	—	27.70	9.40 ~ 30.70	2360	580 ~ 2860	8.8	2.2 ~ 10.7	98
07+07+12	Wall	Wall	Duct	—	7.28	7.28	12.73	—	27.30	9.20 ~ 29.40	2460	630 ~ 2770	9.2	2.3 ~ 10.3	98
07+07+15	Wall	Wall	Wall	—	6.71	6.71	16.78	—	30.20	10.00 ~ 32.90	2470	560 ~ 2920	9.2	2.1 ~ 10.9	98
07+07+15	Wall	Wall	Duct	—	6.62	6.62	16.56	—	29.80	9.60 ~ 31.80	2770	720 ~ 3090	10.3	2.7 ~ 11.5	98
07+07+18	Wall	Wall	Wall	—	6.54	6.54	19.62	—	32.70	10.00 ~ 35.10	2860	560 ~ 3330	10.7	2.1 ~ 12.4	98
07+07+18	Wall	Wall	Duct	—	6.46	6.46	19.38	—	32.30	9.60 ~ 34.20	3210	710 ~ 3490	12.0	2.6 ~ 13.0	98
07+07+24	Wall	Wall	Wall	—	6.49	6.49	23.02	—	36.00	10.20 ~ 38.00	3430	550 ~ 3430	12.8	2.0 ~ 12.8	98
07+07+24	Wall	Wall	Duct	—	6.40	6.40	22.71	—	35.50	9.80 ~ 37.30	3710	690 ~ 4010	13.8	2.6 ~ 14.9	98
07+09+09	Wall	Wall	Wall	—	7.66	9.57	9.57	—	26.80	9.40 ~ 30.00	2240	580 ~ 2730	8.3	2.2 ~ 10.2	98
07+09+09	Wall	Wall	Duct	—	7.57	9.46	9.46	—	26.50	9.30 ~ 28.60	2290	630 ~ 2590	8.5	2.3 ~ 9.7	98
07+09+09	Wall	Duct	Duct	—	7.46	9.32	9.32	—	26.10	9.20 ~ 27.30	2280	690 ~ 2510	8.5	2.6 ~ 9.4	98
07+09+12	Wall	Wall	Wall	—	7.33	9.16	12.81	—	29.30	9.40 ~ 32.20	2610	580 ~ 3130	9.7	2.2 ~ 11.7	98
07+09+12	Wall	Wall	Duct	—	7.23	9.03	12.63	—	28.90	9.30 ~ 31.00	2710	630 ~ 3030	10.1	2.3 ~ 11.3	98
07+09+12	Wall	Duct	Wall	—	7.23	9.03	12.63	—	28.90	9.30 ~ 31.00	2720	630 ~ 2970	10.1	2.3 ~ 11.1	98
07+09+12	Wall	Duct	Duct	—	7.15	8.94	12.51	—	28.60	9.20 ~ 29.90	2760	690 ~ 2950	10.3	2.6 ~ 11.0	98
07+09+15	Wall	Wall	Wall	—	6.69	8.37	16.74	—	31.80	10.00 ~ 34.40	2730	560 ~ 3200	10.2	2.1 ~ 11.9	98
07+09+15	Wall	Wall	Duct	—	6.61	8.26	16.53	—	31.40	9.70 ~ 33.40	2970	720 ~ 3370	11.1	2.7 ~ 12.6	98
07+09+15	Wall	Duct	Wall	—	6.61	8.26	16.53	—	31.40	10.00 ~ 33.40	2780	620 ~ 3110	10.4	2.3 ~ 11.6	98
07+09+15	Wall	Duct	Duct	—	6.53	8.16	16.32	—	31.00	9.60 ~ 32.40	3010	780 ~ 3280	11.2	2.9 ~ 12.2	98
07+09+18	Wall	Wall	Wall	—	6.53	8.17	19.60	—	34.30	10.00 ~ 36.50	3130	560 ~ 3410	11.7	2.1 ~ 12.7	98
07+09+18	Wall	Wall	Duct	—	6.46	8.07	19.37	—	33.90	9.70 ~ 35.70	3430	710 ~ 3780	12.8	2.6 ~ 14.1	98
07+09+18	Wall	Duct	Wall	—	6.46	8.07	19.37	—	33.90	10.00 ~ 35.70	3180	620 ~ 3530	11.9	2.3 ~ 13.2	98
07+09+18	Wall	Duct	Duct	—	6.36	7.95	19.09	—	33.40	9.60 ~ 35.00	3470	770 ~ 3760	12.9	2.9 ~ 14.0	98
07+09+24	Wall	Wall	Wall	—	6.21	7.76	22.03	—	36.00	10.20 ~ 38.00	3430	540 ~ 3430	12.8	2.0 ~ 12.8	98
07+09+24	Wall	Wall	Duct	—	6.12	7.65	21.72	—	35.50	9.80 ~ 37.30	3650	690 ~ 4020	13.6	2.6 ~ 15.0	98
07+09+24	Wall	Duct	Wall	—	6.12	7.65	21.73	—	35.50	10.10 ~ 37.30	3410	600 ~ 3770	12.7	2.2 ~ 14.1	98
07+09+24	Wall	Duct	Duct	—	6.05	7.56	21.48	—	35.10	9.70 ~ 36.70	3690	750 ~ 4060	13.8	2.8 ~ 15.1	98
07+12+12	Wall	Wall	Wall	—	7.07	12.37	12.37	—	31.80	9.50 ~ 34.40	3000	580 ~ 3410	11.2	2.2 ~ 12.7	98
07+12+12	Wall	Wall	Duct	—	6.99	12.21	12.21	—	31.40	9.30 ~ 33.40	3040	630 ~ 3450	11.3	2.3 ~ 12.9	98
07+12+12	Wall	Duct	Duct	—	6.89	12.06	12.06	—	31.00	9.20 ~ 32.40	3140	690 ~ 3350	11.7	2.6 ~ 12.5	98
07+12+15	Wall	Wall	Wall	—	6.53	11.43	16.33	—	34.30	10.00 ~ 36.50	3130	560 ~ 3410	11.7	2.1 ~ 12.7	98
07+12+15	Wall	Wall	Duct	—	6.46	11.30	16.14	—	33.90	9.70 ~ 35.70	3440	720 ~ 3800	12.8	2.7 ~ 14.2	98
07+12+15	Wall	Duct	Wall	—	6.46	11.30	16.14	—	33.90	10.00 ~ 35.70	3170	620 ~ 3600	11.8	2.3 ~ 13.4	98
07+12+15	Wall	Duct	Duct	—	6.36	11.13	15.90	—	33.40	9.60 ~ 35.00	3480	780 ~ 3770	13.0	2.9 ~ 14.1	98
07+12+18	Wall	Wall	Wall	—	6.26	10.96	18.78	—	36.00	10.10 ~ 38.00	3490	560 ~ 3560	13.0	2.1 ~ 13.3	98
07+12+18	Wall	Wall	Duct	—	6.17	10.80	18.51	—	35.50	9.70 ~ 37.30	3790	710 ~ 4010	14.1	2.6 ~ 14.9	98
07+12+18	Wall	Duct	Wall	—	6.17	10.80	18.53	—	35.50	10.00 ~ 37.30	3530	620 ~ 3900	13.2	2.3 ~ 14.5	98
07+12+18	Wall	Duct	Duct	—	6.10	10.68	18.32	—	35.10	9.60 ~ 36.70	3760	770 ~ 4130	14.0	2.9 ~ 15.4	98

Combination of indoor unit	Type of indoor unit				Capacity of each indoor unit										
					Each capacity (kBtu/h)				Total capacity (kBtu/h)		Total input (W)		Total current (A)		Power factor (%)
	A room	B room	C room	D room	A room	B room	C room	D room	Rating	(min ~ max)	Rating	(min ~ max)	Rating	(min ~ max)	Rating
07+12+24	Wall	Wall	Wall	—	5.71	10.00	20.29	—	36.00	10.20 ~ 38.00	3370	540 ~ 3440	12.6	2.0 ~ 12.8	98
07+12+24	Wall	Wall	Duct	—	5.63	9.86	19.99	—	35.50	9.80 ~ 37.30	3650	690 ~ 4020	13.6	2.6 ~ 15.0	98
07+12+24	Wall	Duct	Wall	—	5.63	9.86	20.01	—	35.50	10.10 ~ 37.30	3410	600 ~ 3770	12.7	2.2 ~ 14.1	98
07+12+24	Wall	Duct	Duct	—	5.57	9.75	19.79	—	35.10	9.70 ~ 36.70	3690	750 ~ 3990	13.8	2.8 ~ 14.9	98
07+15+15	Wall	Wall	Wall	—	6.01	15.00	15.00	—	36.00	10.40 ~ 38.00	3320	510 ~ 3400	12.4	1.9 ~ 12.7	98
07+15+15	Wall	Wall	Duct	—	5.93	14.79	14.79	—	35.50	10.20 ~ 37.30	3510	690 ~ 3870	13.1	2.6 ~ 14.4	98
07+15+15	Wall	Duct	Duct	—	5.86	14.63	14.63	—	35.10	9.90 ~ 36.70	3690	860 ~ 3980	13.8	3.2 ~ 14.8	98
07+15+18	Wall	Wall	Wall	—	5.54	13.85	16.61	—	36.00	10.40 ~ 38.00	3250	510 ~ 3400	12.1	1.9 ~ 12.7	98
07+15+18	Wall	Wall	Duct	—	5.46	13.65	16.39	—	35.50	10.20 ~ 37.30	3430	680 ~ 3860	12.8	2.5 ~ 14.4	98
07+15+18	Wall	Duct	Wall	—	5.46	13.65	16.39	—	35.50	10.20 ~ 37.30	3440	690 ~ 3880	12.8	2.6 ~ 14.5	98
07+15+18	Wall	Duct	Duct	—	5.40	13.50	16.20	—	35.10	9.90 ~ 36.70	3750	850 ~ 4040	14.0	3.2 ~ 15.1	98
07+18+18	Wall	Wall	Wall	—	5.14	15.43	15.43	—	36.00	10.40 ~ 38.00	3260	500 ~ 3400	12.1	1.9 ~ 12.7	98
07+18+18	Wall	Wall	Duct	—	5.06	15.21	15.21	—	35.50	10.20 ~ 37.30	3430	670 ~ 3860	12.8	2.5 ~ 14.4	98
07+18+18	Wall	Duct	Duct	—	5.02	15.04	15.04	—	35.10	9.90 ~ 36.70	3660	830 ~ 4030	13.6	3.1 ~ 15.0	98
09+09+09	Wall	Wall	Wall	—	9.50	9.50	9.50	—	28.50	9.40 ~ 31.50	2480	580 ~ 2990	9.2	2.2 ~ 11.1	98
09+09+09	Wall	Wall	Duct	—	9.37	9.37	9.37	—	28.10	9.30 ~ 30.30	2530	630 ~ 2910	9.4	2.3 ~ 10.8	98
09+09+09	Wall	Duct	Duct	—	9.27	9.27	9.27	—	27.80	9.20 ~ 29.00	2580	690 ~ 2760	9.6	2.6 ~ 10.3	98
09+09+09	Duct	Duct	Duct	—	9.13	9.13	9.13	—	27.40	9.10 ~ 27.80	2630	740 ~ 2690	9.8	2.8 ~ 10.0	98
09+09+12	Wall	Wall	Wall	—	9.12	9.12	12.77	—	31.00	9.50 ~ 33.60	2870	580 ~ 3340	10.7	2.2 ~ 12.4	98
09+09+12	Wall	Wall	Duct	—	9.00	9.00	12.59	—	30.60	9.30 ~ 32.60	2970	630 ~ 3310	11.1	2.3 ~ 12.3	98
09+09+12	Wall	Duct	Wall	—	9.00	9.00	12.59	—	30.60	9.40 ~ 32.60	2910	630 ~ 3310	10.8	2.3 ~ 12.3	98
09+09+12	Wall	Duct	Duct	—	8.88	8.88	12.44	—	30.20	9.20 ~ 31.50	3020	690 ~ 3220	11.3	2.6 ~ 12.0	98
09+09+12	Duct	Duct	Wall	—	8.88	8.88	12.44	—	30.20	9.30 ~ 31.50	2960	690 ~ 3150	11.0	2.6 ~ 11.7	98
09+09+12	Duct	Duct	Duct	—	8.76	8.76	12.27	—	29.80	9.10 ~ 30.50	3000	740 ~ 3130	11.2	2.8 ~ 11.7	98
09+09+15	Wall	Wall	Wall	—	8.38	8.38	16.75	—	33.50	10.00 ~ 35.80	2990	560 ~ 3410	11.1	2.1 ~ 12.7	98
09+09+15	Wall	Wall	Duct	—	8.28	8.28	16.54	—	33.10	9.70 ~ 35.00	3300	720 ~ 3660	12.3	2.7 ~ 13.6	98
09+09+15	Wall	Duct	Wall	—	8.28	8.28	16.55	—	33.10	10.00 ~ 35.00	3040	620 ~ 3390	11.3	2.3 ~ 12.6	98
09+09+15	Wall	Duct	Duct	—	8.15	8.15	16.29	—	32.60	9.60 ~ 34.10	3280	780 ~ 3560	12.2	2.9 ~ 13.3	98
09+09+15	Duct	Duct	Wall	—	8.15	8.15	16.29	—	32.60	9.90 ~ 34.10	3020	670 ~ 3360	11.3	2.5 ~ 12.5	98
09+09+15	Duct	Duct	Duct	—	8.05	8.05	16.10	—	32.20	9.60 ~ 33.30	3260	830 ~ 3530	12.1	3.1 ~ 13.2	98
09+09+18	Wall	Wall	Wall	—	8.18	8.18	19.65	—	36.00	10.10 ~ 38.00	3490	560 ~ 3490	13.0	2.1 ~ 13.0	98
09+09+18	Wall	Wall	Duct	—	8.07	8.07	19.36	—	35.50	9.70 ~ 37.30	3720	710 ~ 4010	13.9	2.6 ~ 14.9	98
09+09+18	Wall	Duct	Wall	—	8.07	8.07	19.36	—	35.50	10.00 ~ 37.30	3530	610 ~ 3900	13.2	2.3 ~ 14.5	98
09+09+18	Wall	Duct	Duct	—	7.98	7.98	19.14	—	35.10	9.60 ~ 36.70	3760	760 ~ 4060	14.0	2.8 ~ 15.1	98
09+09+18	Duct	Duct	Wall	—	7.98	7.98	19.16	—	35.10	9.90 ~ 36.70	3510	670 ~ 3800	13.1	2.5 ~ 14.2	98
09+09+18	Duct	Duct	Duct	—	7.86	7.86	18.88	—	34.60	9.60 ~ 36.00	3730	820 ~ 4030	13.9	3.1 ~ 15.0	98
09+09+24	Wall	Wall	Wall	—	7.44	7.44	21.13	—	36.00	10.20 ~ 38.00	3370	540 ~ 3440	12.6	2.0 ~ 12.8	98
09+09+24	Wall	Wall	Duct	—	7.33	7.33	20.83	—	35.50	9.80 ~ 37.30	3650	690 ~ 4020	13.6	2.6 ~ 15.0	98
09+09+24	Wall	Duct	Wall	—	7.33	7.33	20.83	—	35.50	10.20 ~ 37.30	3410	600 ~ 3780	12.7	2.2 ~ 14.1	98
09+09+24	Wall	Duct	Duct	—	7.25	7.25	20.59	—	35.10	9.80 ~ 36.70	3620	750 ~ 3990	13.5	2.8 ~ 14.9	98
09+09+24	Duct	Duct	Wall	—	7.25	7.25	20.61	—	35.10	10.10 ~ 36.70	3390	660 ~ 3750	12.6	2.5 ~ 14.0	98
09+09+24	Duct	Duct	Duct	—	7.15	7.15	20.31	—	34.60	9.70 ~ 36.00	3600	800 ~ 3960	13.4	3.0 ~ 14.8	98
09+12+12	Wall	Wall	Wall	—	8.82	12.34	12.34	—	33.50	9.50 ~ 35.80	3270	580 ~ 3410	12.2	2.2 ~ 12.7	98
09+12+12	Wall	Wall	Duct	—	8.70	12.19	12.19	—	33.10	9.40 ~ 35.00	3380	630 ~ 3740	12.6	2.3 ~ 13.9	98
09+12+12	Wall	Duct	Duct	—	8.59	12.01	12.01	—	32.60	9.20 ~ 34.10	3350	690 ~ 3700	12.5	2.6 ~ 13.8	98
09+12+12	Duct	Wall	Wall	—	8.70	12.19	12.19	—	33.10	9.40 ~ 35.00	3320	630 ~ 3750	12.4	2.3 ~ 14.0	98
09+12+12	Duct	Wall	Duct	—	8.59	12.01	12.01	—	32.60	9.30 ~ 34.10	3360	690 ~ 3710	12.5	2.6 ~ 13.8	98
09+12+12	Duct	Duct	Duct	—	8.47	11.86	11.86	—	32.20	9.10 ~ 33.30	3460	740 ~ 3680	12.9	2.8 ~ 13.7	98
09+12+15	Wall	Wall	Wall	—	8.18	11.45	16.36	—	36.00	10.10 ~ 38.00	3490	550 ~ 3560	13.0	2.0 ~ 13.3	98
09+12+15	Wall	Wall	Duct	—	8.07	11.30	16.14	—	35.50	9.70 ~ 37.30	3730	720 ~ 4030	13.9	2.7 ~ 15.0	98
09+12+15	Wall	Duct	Wall	—	8.07	11.30	16.14	—	35.50	10.00 ~ 37.30	3530	620 ~ 3900	13.2	2.3 ~ 14.5	98
09+12+15	Wall	Duct	Duct	—	7.98	11.17	15.95	—	35.10	9.60 ~ 36.70	3770	780 ~ 4070	14.1	2.9 ~ 15.2	98
09+12+15	Duct	Wall	Wall	—	8.07	11.30	16.14	—	35.50	10.00 ~ 37.30	3460	610 ~ 3900	12.9	2.3 ~ 14.5	98
09+12+15	Duct	Wall	Duct	—	7.98	11.17	15.95	—	35.10	9.70 ~ 36.70	3710	770 ~ 4080	13.8	2.9 ~ 15.2	98
09+12+15	Duct	Duct	Wall	—	7.98	11.17	15.96	—	35.10	9.90 ~ 36.70	3500	670 ~ 3790	13.0	2.5 ~ 14.1	98
09+12+15	Duct	Duct	Duct	—	7.86	11.01	15.73	—	34.60	9.60 ~ 36.00	3750	830 ~ 4040	14.0	3.1 ~ 15.1	98
09+12+18	Wall	Wall	Wall	—	7.50	10.50	18.00	—	36.00	10.10 ~ 38.00	3490	550 ~ 3560	13.0	2.0 ~ 13.3	98
09+12+18	Wall	Wall	Duct	—	7.40	10.35	17.75	—	35.50	9.70 ~ 37.30	3720	710 ~ 4020	13.9	2.6 ~ 15.0	98
09+12+18	Wall	Duct	Wall	—	7.40	10.35	17.75	—	35.50	10.00 ~ 37.30	3530	610 ~ 3830	13.2	2.3 ~ 14.3	98
09+12+18	Wall	Duct	Duct	—	7.31	10.24	17.55	—	35.10	9.60 ~ 36.70	3760	760 ~ 4130	14.0	2.8 ~ 15.4	98
09+12+18	Duct	Wall	Wall	—	7.40	10.35	17.75	—	35.50	10.00 ~ 37.30	3460	610 ~ 3830	12.9	2.3 ~ 14.3	98

Combination of indoor unit	Type of indoor unit				Capacity of each indoor unit										
					Each capacity (kBtu/h)				Total capacity (kBtu/h)		Total input (W)		Total current (A)		Power factor (%)
	A room	B room	C room	D room	A room	B room	C room	D room	Rating	(min ~ max)	Rating	(min ~ max)	Rating	(min ~ max)	Rating
09+12+18	Duct	Wall	Duct	—	7.31	10.24	17.55	—	35.10	9.70 ~ 36.70	3770	760 ~ 4060	14.1	2.8 ~ 15.1	98
09+12+18	Duct	Duct	Wall	—	7.31	10.24	17.55	—	35.10	9.90 ~ 36.70	3510	670 ~ 3870	13.1	2.5 ~ 14.4	98
09+12+18	Duct	Duct	Duct	—	7.21	10.09	17.30	—	34.60	9.60 ~ 36.00	3730	820 ~ 4030	13.9	3.1 ~ 15.0	98
09+12+24	Wall	Wall	Wall	—	6.87	9.62	19.51	—	36.00	10.20 ~ 38.00	3370	540 ~ 3440	12.6	2.0 ~ 12.8	98
09+12+24	Wall	Wall	Duct	—	6.77	9.48	19.24	—	35.50	9.90 ~ 37.30	3660	690 ~ 4030	13.6	2.6 ~ 15.0	98
09+12+24	Wall	Duct	Wall	—	6.77	9.48	19.24	—	35.50	10.20 ~ 37.30	3410	600 ~ 3850	12.7	2.2 ~ 14.3	98
09+12+24	Wall	Duct	Duct	—	6.70	9.38	19.02	—	35.10	9.80 ~ 36.70	3700	750 ~ 3990	13.8	2.8 ~ 14.9	98
09+12+24	Duct	Wall	Wall	—	6.77	9.48	19.24	—	35.50	10.20 ~ 37.30	3420	600 ~ 3780	12.7	2.2 ~ 14.1	98
09+12+24	Duct	Wall	Duct	—	6.70	9.38	19.02	—	35.10	9.80 ~ 36.70	3700	750 ~ 4000	13.8	2.8 ~ 14.9	98
09+12+24	Duct	Duct	Wall	—	6.70	9.38	19.02	—	35.10	10.10 ~ 36.70	3460	660 ~ 3750	12.9	2.5 ~ 14.0	98
09+12+24	Duct	Duct	Duct	—	6.60	9.24	18.75	—	34.60	9.70 ~ 36.00	3670	800 ~ 3960	13.7	3.0 ~ 14.8	98
09+15+15	Wall	Wall	Wall	—	7.20	14.40	14.40	—	36.00	10.40 ~ 38.00	3260	500 ~ 3400	12.1	1.9 ~ 12.7	98
09+15+15	Wall	Wall	Duct	—	7.10	14.20	14.20	—	35.50	10.20 ~ 37.30	3510	690 ~ 3800	13.1	2.6 ~ 14.2	98
09+15+15	Wall	Duct	Duct	—	7.02	14.04	14.04	—	35.10	10.00 ~ 36.70	3690	860 ~ 4060	13.8	3.2 ~ 15.1	98
09+15+15	Duct	Wall	Wall	—	7.10	14.20	14.20	—	35.50	10.30 ~ 37.30	3310	570 ~ 3740	12.3	2.1 ~ 13.9	98
09+15+15	Duct	Wall	Duct	—	7.02	14.04	14.04	—	35.10	10.20 ~ 36.70	3490	740 ~ 3780	13.0	2.8 ~ 14.1	98
09+15+15	Duct	Duct	Duct	—	6.92	13.84	13.84	—	34.60	9.90 ~ 36.00	3670	910 ~ 3950	13.7	3.4 ~ 14.7	98
09+15+18	Wall	Wall	Wall	—	6.67	13.33	16.00	—	36.00	10.40 ~ 38.00	3260	500 ~ 3400	12.1	1.9 ~ 12.7	98
09+15+18	Wall	Wall	Duct	—	6.57	13.15	15.78	—	35.50	10.20 ~ 37.30	3430	670 ~ 3870	12.8	2.5 ~ 14.4	98
09+15+18	Wall	Duct	Wall	—	6.57	13.15	15.78	—	35.50	10.20 ~ 37.30	3440	680 ~ 3880	12.8	2.5 ~ 14.5	98
09+15+18	Wall	Duct	Duct	—	6.50	13.00	15.60	—	35.10	10.00 ~ 36.70	3680	840 ~ 3970	13.7	3.1 ~ 14.8	98
09+15+18	Duct	Wall	Wall	—	6.57	13.15	15.78	—	35.50	10.40 ~ 37.30	3240	560 ~ 3670	12.1	2.1 ~ 13.7	98
09+15+18	Duct	Wall	Duct	—	6.50	13.00	15.60	—	35.10	10.20 ~ 36.70	3410	730 ~ 3840	12.7	2.7 ~ 14.3	98
09+15+18	Duct	Duct	Wall	—	6.50	13.00	15.60	—	35.10	10.20 ~ 36.70	3420	740 ~ 3850	12.7	2.8 ~ 14.3	98
09+15+18	Duct	Duct	Duct	—	6.41	12.81	15.38	—	34.60	9.90 ~ 36.00	3650	900 ~ 3870	13.6	3.4 ~ 14.4	98
09+15+24	Wall	Wall	Wall	—	6.16	12.33	17.51	—	36.00	10.40 ~ 38.00	3270	480 ~ 3420	12.2	1.8 ~ 12.7	98
09+15+24	Wall	Wall	Duct	—	6.08	12.16	17.26	—	35.50	10.30 ~ 37.30	3430	650 ~ 3870	12.8	2.4 ~ 14.4	98
09+15+24	Wall	Duct	Wall	—	6.08	12.16	17.26	—	35.50	10.30 ~ 37.30	3390	660 ~ 3830	12.6	2.5 ~ 14.3	98
09+15+24	Wall	Duct	Duct	—	6.01	12.02	17.07	—	35.10	10.10 ~ 36.70	3610	820 ~ 3980	13.5	3.1 ~ 14.8	98
09+15+24	Duct	Wall	Wall	—	6.08	12.16	17.26	—	35.50	10.40 ~ 37.30	3250	540 ~ 3680	12.1	2.0 ~ 13.7	98
09+15+24	Duct	Wall	Duct	—	6.01	12.02	17.07	—	35.10	10.30 ~ 36.70	3410	710 ~ 3770	12.7	2.6 ~ 14.1	98
09+15+24	Duct	Duct	Wall	—	6.01	12.02	17.07	—	35.10	10.30 ~ 36.70	3370	720 ~ 3730	12.6	2.7 ~ 13.9	98
09+15+24	Duct	Duct	Duct	—	5.92	11.85	16.83	—	34.60	10.00 ~ 36.00	3590	880 ~ 3870	13.4	3.3 ~ 14.4	98
09+18+18	Wall	Wall	Wall	—	6.21	14.90	14.90	—	36.00	10.40 ~ 38.00	3260	500 ~ 3400	12.1	1.9 ~ 12.7	98
09+18+18	Wall	Wall	Duct	—	6.13	14.69	14.69	—	35.50	10.20 ~ 37.30	3430	670 ~ 3870	12.8	2.5 ~ 14.4	98
09+18+18	Wall	Duct	Duct	—	6.05	14.52	14.52	—	35.10	10.00 ~ 36.70	3600	830 ~ 4030	13.4	3.1 ~ 15.0	98
09+18+18	Duct	Wall	Wall	—	6.11	14.69	14.69	—	35.50	10.40 ~ 37.30	3240	560 ~ 3670	12.1	2.1 ~ 13.7	98
09+18+18	Duct	Wall	Duct	—	6.05	14.52	14.52	—	35.10	10.20 ~ 36.70	3480	730 ~ 3770	13.0	2.7 ~ 14.1	98
09+18+18	Duct	Duct	Duct	—	5.97	14.32	14.32	—	34.60	9.90 ~ 36.00	3570	890 ~ 3930	13.3	3.3 ~ 14.6	98
12+12+12	Wall	Wall	Wall	—	12.00	12.00	12.00	—	36.00	9.60 ~ 38.00	3780	580 ~ 3780	14.1	2.2 ~ 14.1	98
12+12+12	Wall	Wall	Duct	—	11.83	11.83	11.83	—	35.50	9.40 ~ 37.30	3820	630 ~ 4050	14.2	2.3 ~ 15.1	98
12+12+12	Wall	Duct	Duct	—	11.70	11.70	11.70	—	35.10	9.30 ~ 36.70	3860	690 ~ 4160	14.4	2.6 ~ 15.5	98
12+12+12	Duct	Duct	Duct	—	11.53	11.53	11.53	—	34.60	9.10 ~ 36.00	3970	740 ~ 4190	14.8	2.8 ~ 15.6	98
12+12+15	Wall	Wall	Wall	—	10.50	10.50	15.01	—	36.00	10.10 ~ 38.00	3420	550 ~ 3420	12.7	2.0 ~ 12.7	98
12+12+15	Wall	Wall	Duct	—	10.35	10.35	14.78	—	35.50	9.80 ~ 37.30	3740	720 ~ 4040	13.9	2.7 ~ 15.1	98
12+12+15	Wall	Duct	Wall	—	10.35	10.35	14.79	—	35.50	10.00 ~ 37.30	3530	610 ~ 3830	13.2	2.3 ~ 14.3	98
12+12+15	Wall	Duct	Duct	—	10.24	10.24	14.64	—	35.10	9.70 ~ 36.70	3780	770 ~ 4080	14.1	2.9 ~ 15.2	98
12+12+15	Duct	Duct	Wall	—	10.24	10.24	14.62	—	35.10	9.90 ~ 36.70	3500	670 ~ 3870	13.0	2.5 ~ 14.4	98
12+12+15	Duct	Duct	Duct	—	10.09	10.09	14.42	—	34.60	9.60 ~ 36.00	3750	830 ~ 4040	14.0	3.1 ~ 15.1	98
12+12+18	Wall	Wall	Wall	—	9.69	9.69	16.62	—	36.00	10.10 ~ 38.00	3420	550 ~ 3420	12.7	2.0 ~ 12.7	98
12+12+18	Wall	Wall	Duct	—	9.56	9.56	16.38	—	35.50	9.80 ~ 37.30	3660	710 ~ 4030	13.6	2.6 ~ 15.0	98
12+12+18	Wall	Duct	Wall	—	9.56	9.56	16.38	—	35.50	10.00 ~ 37.30	3460	610 ~ 3830	12.9	2.3 ~ 14.3	98
12+12+18	Wall	Duct	Duct	—	9.45	9.45	16.20	—	35.10	9.70 ~ 36.70	3690	760 ~ 4060	13.8	2.8 ~ 15.1	98
12+12+18	Duct	Duct	Wall	—	9.45	9.45	16.20	—	35.10	9.90 ~ 36.70	3510	670 ~ 3800	13.1	2.5 ~ 14.2	98
12+12+18	Duct	Duct	Duct	—	9.32	9.32	15.96	—	34.60	9.60 ~ 36.00	3730	820 ~ 4100	13.9	3.1 ~ 15.3	98
12+12+24	Wall	Wall	Wall	—	8.94	8.94	18.13	—	36.00	10.10 ~ 38.00	3420	550 ~ 3420	12.7	2.0 ~ 12.7	98
12+12+24	Wall	Wall	Duct	—	8.81	8.81	17.88	—	35.50	9.80 ~ 37.30	3640	690 ~ 3940	13.6	2.6 ~ 14.7	98
12+12+24	Wall	Duct	Wall	—	8.81	8.81	17.88	—	35.50	10.00 ~ 37.30	3540	610 ~ 3830	13.2	2.3 ~ 14.3	98
12+12+24	Wall	Duct	Duct	—	8.71	8.71	17.67	—	35.10	9.70 ~ 36.70	3680	750 ~ 4050	13.7	2.8 ~ 15.1	98
12+12+24	Duct	Duct	Wall	—	8.71	8.71	17.67	—	35.10	9.90 ~ 36.70	3510	670 ~ 3870	13.1	2.5 ~ 14.4	98
12+12+24	Duct	Duct	Duct	—	8.59	8.59	17.41	—	34.60	9.60 ~ 36.00	3720	810 ~ 4010	13.9	3.0 ~ 14.9	98

Combination of indoor unit	Type of indoor unit				Capacity of each indoor unit										
					Each capacity (kBtu/h)				Total capacity (kBtu/h)		Total input (W)		Total current (A)		Power factor (%)
	A room	B room	C room	D room	A room	B room	C room	D room	Rating	(min ~ max)	Rating	(min ~ max)	Rating	(min ~ max)	Rating
12+15+15	Wall	Wall	Wall	—	9.33	13.33	13.33	—	36.00	10.40 ~ 38.00	3260	500 ~ 3400	12.1	1.9 ~ 12.7	98
12+15+15	Wall	Wall	Duct	—	9.21	13.15	13.15	—	35.50	10.20 ~ 37.30	3450	680 ~ 3810	12.9	2.5 ~ 14.2	98
12+15+15	Wall	Duct	Duct	—	9.10	13.00	13.00	—	35.10	10.00 ~ 36.70	3620	850 ~ 4060	13.5	3.2 ~ 15.1	98
12+15+15	Duct	Wall	Wall	—	9.21	13.15	13.15	—	35.50	10.30 ~ 37.30	3240	570 ~ 3670	12.1	2.1 ~ 13.7	98
12+15+15	Duct	Wall	Duct	—	9.10	13.00	13.00	—	35.10	10.20 ~ 36.70	3420	740 ~ 3850	12.7	2.8 ~ 14.3	98
12+15+15	Duct	Duct	Duct	—	8.96	12.81	12.81	—	34.60	9.90 ~ 36.00	3670	910 ~ 3880	13.7	3.4 ~ 14.5	98
12+15+18	Wall	Wall	Wall	—	8.69	12.41	14.90	—	36.00	10.40 ~ 38.00	3260	500 ~ 3400	12.1	1.9 ~ 12.7	98
12+15+18	Wall	Wall	Duct	—	8.57	12.24	14.70	—	35.50	10.20 ~ 37.30	3360	670 ~ 3870	12.5	2.5 ~ 14.4	98
12+15+18	Wall	Duct	Wall	—	8.57	12.24	14.70	—	35.50	10.20 ~ 37.30	3450	680 ~ 3880	12.9	2.5 ~ 14.5	98
12+15+18	Wall	Duct	Duct	—	8.47	12.10	14.52	—	35.10	10.00 ~ 36.70	3680	840 ~ 3970	13.7	3.1 ~ 14.8	98
12+15+18	Duct	Wall	Wall	—	8.57	12.24	14.70	—	35.50	10.40 ~ 37.30	3310	560 ~ 3740	12.3	2.1 ~ 13.9	98
12+15+18	Duct	Wall	Duct	—	8.47	12.10	14.52	—	35.10	10.20 ~ 36.70	3480	730 ~ 3760	13.0	2.7 ~ 14.0	98
12+15+18	Duct	Duct	Wall	—	8.47	12.10	14.52	—	35.10	10.20 ~ 36.70	3490	740 ~ 3780	13.0	2.8 ~ 14.1	98
12+15+18	Duct	Duct	Duct	—	8.35	11.93	14.32	—	34.60	9.90 ~ 36.00	3580	900 ~ 3940	13.3	3.4 ~ 14.7	98
12+18+18	Wall	Wall	Wall	—	8.13	13.94	13.94	—	36.00	10.40 ~ 38.00	3260	490 ~ 3400	12.1	1.8 ~ 12.7	98
12+18+18	Wall	Wall	Duct	—	8.03	13.74	13.74	—	35.50	10.20 ~ 37.30	3440	670 ~ 3800	12.8	2.5 ~ 14.2	98
12+18+18	Wall	Duct	Duct	—	7.93	13.59	13.59	—	35.10	10.00 ~ 36.70	3670	830 ~ 3960	13.7	3.1 ~ 14.8	98
12+18+18	Duct	Wall	Wall	—	8.03	13.74	13.74	—	35.50	10.40 ~ 37.30	3310	560 ~ 3740	12.3	2.1 ~ 13.9	98
12+18+18	Duct	Wall	Duct	—	7.93	13.59	13.59	—	35.10	10.20 ~ 36.70	3410	730 ~ 3770	12.7	2.7 ~ 14.1	98
12+18+18	Duct	Duct	Duct	—	7.80	13.39	13.39	—	34.60	9.90 ~ 36.00	3640	890 ~ 3930	13.6	3.3 ~ 14.6	98
15+15+15	Wall	Wall	Wall	—	12.00	12.00	12.00	—	36.00	10.40 ~ 38.00	3230	420 ~ 3440	12.0	1.6 ~ 12.8	98
15+15+15	Wall	Wall	Duct	—	11.83	11.83	11.83	—	35.50	10.40 ~ 37.30	3280	620 ~ 3780	12.2	2.3 ~ 14.1	98
15+15+15	Wall	Duct	Duct	—	11.70	11.70	11.70	—	35.10	10.30 ~ 36.70	3470	810 ~ 3750	12.9	3.0 ~ 14.0	98
15+15+15	Duct	Duct	Duct	—	11.53	11.53	11.53	—	34.60	10.10 ~ 36.00	3650	990 ~ 3940	13.6	3.7 ~ 14.7	98
15+15+18	Wall	Wall	Wall	—	11.25	11.25	13.50	—	36.00	10.40 ~ 38.00	3230	420 ~ 3440	12.0	1.6 ~ 12.8	98
15+15+18	Wall	Wall	Duct	—	11.09	11.09	13.31	—	35.50	10.40 ~ 37.30	3340	610 ~ 3770	12.4	2.3 ~ 14.1	98
15+15+18	Wall	Duct	Wall	—	11.09	11.09	13.31	—	35.50	10.40 ~ 37.30	3280	620 ~ 3780	12.2	2.3 ~ 14.1	98
15+15+18	Wall	Duct	Duct	—	10.97	10.97	13.16	—	35.10	10.30 ~ 36.70	3390	800 ~ 3810	12.6	3.0 ~ 14.2	98
15+15+18	Duct	Duct	Wall	—	10.97	10.97	13.16	—	35.10	10.30 ~ 36.70	3400	810 ~ 3830	12.7	3.0 ~ 14.3	98
15+15+18	Duct	Duct	Duct	—	10.81	10.81	12.97	—	34.60	10.10 ~ 36.00	3640	970 ~ 3850	13.6	3.6 ~ 14.3	98
07+07+07+07	Wall	Wall	Wall	Wall	7.33	7.33	7.33	7.33	29.30	10.00 ~ 32.20	2350	560 ~ 2790	8.8	2.1 ~ 10.4	98
07+07+07+09	Wall	Wall	Wall	Wall	7.29	7.29	7.29	9.12	31.00	10.00 ~ 33.60	2600	560 ~ 3060	9.7	2.1 ~ 11.4	98
07+07+07+09	Wall	Wall	Wall	Duct	7.22	7.22	7.22	9.03	30.70	9.90 ~ 32.80	2780	620 ~ 3170	10.4	2.3 ~ 11.8	98
07+07+07+12	Wall	Wall	Wall	Wall	7.05	7.05	7.05	12.34	33.50	10.00 ~ 35.80	2990	560 ~ 3410	11.1	2.1 ~ 12.7	98
07+07+07+12	Wall	Wall	Wall	Duct	6.99	6.99	6.99	12.23	33.20	9.90 ~ 35.20	3240	620 ~ 3600	12.1	2.3 ~ 13.4	98
07+07+07+15	Wall	Wall	Wall	Wall	6.55	6.55	6.55	16.36	36.00	10.40 ~ 38.00	3320	510 ~ 3390	12.4	1.9 ~ 12.6	98
07+07+07+15	Wall	Wall	Wall	Duct	6.49	6.49	6.49	16.23	35.70	10.20 ~ 37.50	3800	690 ~ 4100	14.2	2.6 ~ 15.3	98
07+07+07+18	Wall	Wall	Wall	Wall	6.00	6.00	6.00	18.00	36.00	10.40 ~ 38.00	3330	510 ~ 3400	12.4	1.9 ~ 12.7	98
07+07+07+18	Wall	Wall	Wall	Duct	5.95	5.95	5.95	17.85	35.70	10.20 ~ 37.50	3790	680 ~ 4090	14.1	2.5 ~ 15.2	98
07+07+07+24	Wall	Wall	Wall	Wall	5.50	5.50	5.50	19.51	36.00	10.40 ~ 38.00	3270	480 ~ 3410	12.2	1.8 ~ 12.7	98
07+07+07+24	Wall	Wall	Wall	Duct	5.45	5.45	5.45	19.35	35.70	10.30 ~ 37.50	3710	650 ~ 4090	13.8	2.4 ~ 15.2	98
07+07+09+09	Wall	Wall	Wall	Wall	7.27	7.27	9.08	9.08	32.70	10.00 ~ 35.10	2860	560 ~ 3270	10.7	2.1 ~ 12.2	98
07+07+09+09	Wall	Wall	Wall	Duct	7.20	7.20	9.00	9.00	32.40	10.00 ~ 34.40	3110	620 ~ 3390	11.6	2.3 ~ 12.6	98
07+07+09+09	Wall	Wall	Duct	Duct	7.13	7.13	8.92	8.92	32.10	9.90 ~ 33.70	3290	670 ~ 3500	12.3	2.5 ~ 13.0	98
07+07+09+12	Wall	Wall	Wall	Wall	7.04	7.04	8.80	12.32	35.20	10.10 ~ 37.30	3270	550 ~ 3420	12.2	2.0 ~ 12.7	98
07+07+09+12	Wall	Wall	Wall	Duct	6.98	6.98	8.73	12.22	34.90	10.00 ~ 36.80	3530	620 ~ 4050	13.2	2.3 ~ 15.1	98
07+07+09+12	Wall	Wall	Duct	Wall	6.98	6.98	8.73	12.22	34.90	10.00 ~ 36.80	3530	610 ~ 3980	13.2	2.3 ~ 14.8	98
07+07+09+12	Wall	Wall	Duct	Duct	6.90	6.90	8.63	12.08	34.50	9.90 ~ 36.20	3720	670 ~ 4170	13.9	2.5 ~ 15.5	98
07+07+09+15	Wall	Wall	Wall	Wall	6.26	6.26	7.83	15.65	36.00	10.40 ~ 38.00	3260	510 ~ 3400	12.1	1.9 ~ 12.7	98
07+07+09+15	Wall	Wall	Wall	Duct	6.21	6.21	7.75	15.52	35.70	10.20 ~ 37.50	3660	690 ~ 4100	13.6	2.6 ~ 15.3	98
07+07+09+15	Wall	Wall	Duct	Wall	6.21	6.21	7.76	15.52	35.70	10.30 ~ 37.50	3520	570 ~ 3960	13.1	2.1 ~ 14.8	98
07+07+09+15	Wall	Wall	Duct	Duct	6.14	6.14	7.66	15.35	35.30	10.20 ~ 37.00	3920	740 ~ 4310	14.6	2.8 ~ 16.1	98
07+07+09+18	Wall	Wall	Wall	Wall	5.76	5.76	7.19	17.28	36.00	10.40 ~ 38.00	3260	500 ~ 3400	12.1	1.9 ~ 12.7	98
07+07+09+18	Wall	Wall	Wall	Duct	5.71	5.71	7.14	17.14	35.70	10.20 ~ 37.50	3720	670 ~ 4090	13.9	2.5 ~ 15.2	98
07+07+09+18	Wall	Wall	Duct	Wall	5.71	5.71	7.14	17.14	35.70	10.40 ~ 37.50	3520	560 ~ 3970	13.1	2.1 ~ 14.8	98
07+07+09+18	Wall	Wall	Duct	Duct	5.65	5.65	7.07	16.94	35.30	10.20 ~ 37.00	3910	730 ~ 4290	14.6	2.7 ~ 16.0	98
07+07+09+24	Wall	Wall	Wall	Wall	5.29	5.29	6.61	18.79	36.00	10.40 ~ 38.00	3270	480 ~ 3420	12.2	1.8 ~ 12.7	98
07+07+09+24	Wall	Wall	Wall	Duct	5.25	5.25	6.56	18.64	35.70	10.30 ~ 37.50	3650	650 ~ 4100	13.6	2.4 ~ 15.3	98
07+07+09+24	Wall	Wall	Duct	Wall	5.25	5.25	6.56	18.64	35.70	10.40 ~ 37.50	3540	540 ~ 3980	13.2	2.0 ~ 14.8	98
07+07+09+24	Wall	Wall	Duct	Duct	5.19	5.19	6.50	18.43	35.30	10.30 ~ 37.00	3910	710 ~ 4220	14.6	2.6 ~ 15.7	98
07+07+12+12	Wall	Wall	Wall	Wall	6.55	6.55	11.45	11.45	36.00	10.10 ~ 38.00	3420	550 ~ 3420	12.7	2.0 ~ 12.7	98

Combination of indoor unit	Type of indoor unit				Capacity of each indoor unit										
					Each capacity (kBtu/h)				Total capacity (kBtu/h)		Total input (W)		Total current (A)		Power factor (%)
	A room	B room	C room	D room	A room	B room	C room	D room	Rating	(min ~ max)	Rating	(min ~ max)	Rating	(min ~ max)	Rating
07+07+12+12	Wall	Wall	Wall	Duct	6.49	6.49	11.36	11.36	35.70	10.00 ~ 37.50	3680	610 ~ 4060	13.7	2.3 ~ 15.1	98
07+07+12+12	Wall	Wall	Duct	Duct	6.42	6.42	11.23	11.23	35.30	9.90 ~ 37.00	3940	670 ~ 4250	14.7	2.5 ~ 15.8	98
07+07+12+15	Wall	Wall	Wall	Wall	5.76	5.76	10.07	14.40	36.00	10.40 ~ 38.00	3260	500 ~ 3400	12.1	1.9 ~ 12.7	98
07+07+12+15	Wall	Wall	Wall	Duct	5.71	5.71	10.00	14.28	35.70	10.20 ~ 37.50	3660	680 ~ 4110	13.6	2.5 ~ 15.3	98
07+07+12+15	Wall	Wall	Duct	Wall	5.71	5.71	10.00	14.28	35.70	10.30 ~ 37.50	3520	570 ~ 3960	13.1	2.1 ~ 14.8	98
07+07+12+15	Wall	Wall	Duct	Duct	5.65	5.65	9.89	14.12	35.30	10.20 ~ 37.00	3920	740 ~ 4310	14.6	2.8 ~ 16.1	98
07+07+12+18	Wall	Wall	Wall	Wall	5.33	5.33	9.33	16.00	36.00	10.40 ~ 38.00	3260	500 ~ 3400	12.1	1.9 ~ 12.7	98
07+07+12+18	Wall	Wall	Wall	Duct	5.29	5.29	9.27	15.87	35.70	10.20 ~ 37.50	3650	670 ~ 4100	13.6	2.5 ~ 15.3	98
07+07+12+18	Wall	Wall	Duct	Wall	5.29	5.29	9.26	15.87	35.70	10.40 ~ 37.50	3520	560 ~ 3970	13.1	2.1 ~ 14.8	98
07+07+12+18	Wall	Wall	Duct	Duct	5.23	5.23	9.15	15.69	35.30	10.20 ~ 37.00	3910	730 ~ 4290	14.6	2.7 ~ 16.0	98
07+07+15+15	Wall	Wall	Wall	Wall	5.14	5.14	12.86	12.86	36.00	10.40 ~ 38.00	3220	420 ~ 3440	12.0	1.6 ~ 12.8	98
07+07+15+15	Wall	Wall	Wall	Duct	5.10	5.10	12.75	12.75	35.70	10.40 ~ 37.50	3560	620 ~ 4010	13.3	2.3 ~ 14.9	98
07+07+15+15	Wall	Wall	Duct	Duct	5.04	5.04	12.61	12.61	35.30	10.30 ~ 37.00	3900	810 ~ 4200	14.5	3.0 ~ 15.7	98
07+07+15+18	Wall	Wall	Wall	Wall	4.80	4.80	12.00	14.40	36.00	10.40 ~ 38.00	3260	500 ~ 3400	12.1	1.9 ~ 12.7	98
07+07+15+18	Wall	Wall	Wall	Duct	4.76	4.76	11.91	14.28	35.70	10.20 ~ 37.50	3650	670 ~ 4100	13.6	2.5 ~ 15.3	98
07+07+15+18	Wall	Wall	Duct	Wall	4.76	4.76	11.90	14.28	35.70	10.40 ~ 37.50	3610	660 ~ 4060	13.5	2.5 ~ 15.1	98
07+07+15+18	Wall	Wall	Duct	Duct	4.71	4.71	11.77	14.12	35.30	10.20 ~ 37.00	4000	820 ~ 4390	14.9	3.1 ~ 16.4	98
07+09+09+09	Wall	Wall	Wall	Wall	7.23	9.03	9.03	9.03	34.30	10.10 ~ 36.50	3130	560 ~ 3410	11.7	2.1 ~ 12.7	98
07+09+09+09	Wall	Wall	Wall	Duct	7.16	8.95	8.95	8.95	34.00	9.90 ~ 35.90	3380	620 ~ 3740	12.6	2.3 ~ 13.9	98
07+09+09+09	Wall	Wall	Duct	Duct	7.10	8.87	8.87	8.87	33.70	9.90 ~ 35.40	3570	670 ~ 3940	13.3	2.5 ~ 14.7	98
07+09+09+09	Wall	Duct	Duct	Duct	7.01	8.76	8.76	8.76	33.30	9.90 ~ 34.80	3770	730 ~ 4070	14.1	2.7 ~ 15.2	98
07+09+09+12	Wall	Wall	Wall	Wall	6.87	8.57	8.57	12.00	36.00	10.10 ~ 38.00	3420	550 ~ 3420	12.7	2.0 ~ 12.7	98
07+09+09+12	Wall	Wall	Wall	Duct	6.80	8.50	8.50	11.90	35.70	10.00 ~ 37.50	3680	610 ~ 4060	13.7	2.3 ~ 15.1	98
07+09+09+12	Wall	Wall	Duct	Wall	6.80	8.50	8.50	11.90	35.70	10.00 ~ 37.50	3680	610 ~ 3980	13.7	2.3 ~ 14.8	98
07+09+09+12	Wall	Wall	Duct	Duct	6.73	8.40	8.40	11.77	35.30	10.00 ~ 37.00	3950	670 ~ 4180	14.7	2.5 ~ 15.6	98
07+09+09+12	Wall	Duct	Duct	Wall	6.73	8.40	8.40	11.77	35.30	10.00 ~ 37.00	3880	670 ~ 4180	14.5	2.5 ~ 15.6	98
07+09+09+12	Wall	Duct	Duct	Duct	6.67	8.33	8.33	11.67	35.00	9.90 ~ 36.50	4150	730 ~ 4380	15.5	2.7 ~ 16.3	98
07+09+09+15	Wall	Wall	Wall	Wall	6.00	7.50	7.50	15.00	36.00	10.40 ~ 38.00	3260	500 ~ 3400	12.1	1.9 ~ 12.7	98
07+09+09+15	Wall	Wall	Wall	Duct	5.94	7.44	7.44	14.88	35.70	10.20 ~ 37.50	3660	680 ~ 4110	13.6	2.5 ~ 15.3	98
07+09+09+15	Wall	Wall	Duct	Wall	5.95	7.44	7.44	14.88	35.70	10.40 ~ 37.50	3520	560 ~ 3970	13.1	2.1 ~ 14.8	98
07+09+09+15	Wall	Wall	Duct	Duct	5.87	7.35	7.35	14.71	35.30	10.20 ~ 37.00	3930	740 ~ 4310	14.6	2.8 ~ 16.1	98
07+09+09+15	Wall	Duct	Duct	Wall	5.88	7.35	7.35	14.71	35.30	10.30 ~ 37.00	3720	620 ~ 4170	13.9	2.3 ~ 15.5	98
07+09+09+15	Wall	Duct	Duct	Duct	5.83	7.29	7.29	14.58	35.00	10.20 ~ 36.50	4130	800 ~ 4440	15.4	3.0 ~ 16.5	98
07+09+09+18	Wall	Wall	Wall	Wall	5.54	6.92	6.92	16.62	36.00	10.40 ~ 38.00	3260	500 ~ 3400	12.1	1.9 ~ 12.7	98
07+09+09+18	Wall	Wall	Wall	Duct	5.48	6.87	6.87	16.48	35.70	10.20 ~ 37.50	3650	670 ~ 4100	13.6	2.5 ~ 15.3	98
07+09+09+18	Wall	Wall	Duct	Wall	5.49	6.87	6.87	16.48	35.70	10.40 ~ 37.50	3520	560 ~ 3970	13.1	2.1 ~ 14.8	98
07+09+09+18	Wall	Wall	Duct	Duct	5.43	6.79	6.79	16.29	35.30	10.20 ~ 37.00	3920	730 ~ 4300	14.6	2.7 ~ 16.0	98
07+09+09+18	Wall	Duct	Duct	Wall	5.44	6.79	6.79	16.29	35.30	10.30 ~ 37.00	3720	620 ~ 4170	13.9	2.3 ~ 15.5	98
07+09+09+18	Wall	Duct	Duct	Duct	5.37	6.73	6.73	16.15	35.00	10.20 ~ 36.50	4110	790 ~ 4420	15.3	2.9 ~ 16.5	98
07+09+12+12	Wall	Wall	Wall	Wall	6.26	7.83	10.97	10.96	36.00	10.10 ~ 38.00	3420	550 ~ 3420	12.7	2.0 ~ 12.7	98
07+09+12+12	Wall	Wall	Wall	Duct	6.21	7.76	10.87	10.87	35.70	10.00 ~ 37.50	3680	610 ~ 4060	13.7	2.3 ~ 15.1	98
07+09+12+12	Wall	Wall	Duct	Duct	6.14	7.67	10.74	10.74	35.30	10.00 ~ 37.00	3950	670 ~ 4260	14.7	2.5 ~ 15.9	98
07+09+12+12	Wall	Duct	Wall	Wall	6.21	7.76	10.87	10.87	35.70	10.10 ~ 37.50	3690	610 ~ 3990	13.8	2.3 ~ 14.9	98
07+09+12+12	Wall	Duct	Wall	Duct	6.14	7.67	10.74	10.74	35.30	10.00 ~ 37.00	3950	670 ~ 4180	14.7	2.5 ~ 15.6	98
07+09+12+12	Wall	Duct	Duct	Duct	6.09	7.61	10.65	10.65	35.00	9.90 ~ 36.50	4150	730 ~ 4380	15.5	2.7 ~ 16.3	98
07+09+12+15	Wall	Wall	Wall	Wall	5.54	6.92	9.69	13.85	36.00	10.40 ~ 38.00	3260	500 ~ 3400	12.1	1.9 ~ 12.7	98
07+09+12+15	Wall	Wall	Wall	Duct	5.49	6.87	9.60	13.73	35.70	10.30 ~ 37.50	3660	680 ~ 4110	13.6	2.5 ~ 15.3	98
07+09+12+15	Wall	Wall	Duct	Wall	5.49	6.87	9.61	13.73	35.70	10.40 ~ 37.50	3520	560 ~ 3970	13.1	2.1 ~ 14.8	98
07+09+12+15	Wall	Wall	Duct	Duct	5.43	6.79	9.50	13.58	35.30	10.20 ~ 37.00	3930	740 ~ 4310	14.6	2.8 ~ 16.1	98
07+09+12+15	Wall	Duct	Wall	Wall	5.49	6.87	9.61	13.73	35.70	10.40 ~ 37.50	3530	560 ~ 3970	13.2	2.1 ~ 14.8	98
07+09+12+15	Wall	Duct	Wall	Duct	5.43	6.79	9.50	13.58	35.30	10.20 ~ 37.00	3860	740 ~ 4320	14.4	2.8 ~ 16.1	98
07+09+12+15	Wall	Duct	Duct	Wall	5.43	6.79	9.50	13.58	35.30	10.30 ~ 37.00	3720	620 ~ 4170	13.9	2.3 ~ 15.5	98
07+09+12+15	Wall	Duct	Duct	Duct	5.38	6.73	9.42	13.46	35.00	10.20 ~ 36.50	4130	800 ~ 4440	15.4	3.0 ~ 16.5	98
07+09+12+18	Wall	Wall	Wall	Wall	5.14	6.43	9.00	15.43	36.00	10.40 ~ 38.00	3260	490 ~ 3410	12.1	1.8 ~ 12.7	98
07+09+12+18	Wall	Wall	Wall	Duct	5.10	6.38	8.92	15.30	35.70	10.30 ~ 37.50	3650	670 ~ 4100	13.6	2.5 ~ 15.3	98
07+09+12+18	Wall	Wall	Duct	Wall	5.10	6.38	8.93	15.30	35.70	10.40 ~ 37.50	3520	560 ~ 3970	13.1	2.1 ~ 14.8	98
07+09+12+18	Wall	Wall	Duct	Duct	5.04	6.30	8.83	15.13	35.30	10.20 ~ 37.00	3920	730 ~ 4300	14.6	2.7 ~ 16.0	98
07+09+12+18	Wall	Duct	Wall	Wall	5.10	6.38	8.93	15.30	35.70	10.40 ~ 37.50	3530	550 ~ 3970	13.2	2.0 ~ 14.8	98
07+09+12+18	Wall	Duct	Wall	Duct	5.04	6.30	8.83	15.13	35.30	10.20 ~ 37.00	3920	730 ~ 4300	14.6	2.7 ~ 16.0	98
07+09+12+18	Wall	Duct	Duct	Wall	5.04	6.30	8.83	15.13	35.30	10.30 ~ 37.00	3720	620 ~ 4170	13.9	2.3 ~ 15.5	98
07+09+12+18	Wall	Duct	Duct	Duct	5.00	6.25	8.75	15.00	35.00	10.20 ~ 36.50	4110	790 ~ 4420	15.3	2.9 ~ 16.5	98

Combination of indoor unit	Type of indoor unit				Capacity of each indoor unit										
					Each capacity (kBtu/h)				Total capacity (kBtu/h)		Total input (W)		Total current (A)		Power factor (%)
	A room	B room	C room	D room	A room	B room	C room	D room	Rating	(min ~ max)	Rating	(min ~ max)	Rating	(min ~ max)	Rating
07+09+15+15	Wall	Wall	Wall	Wall	4.97	6.21	12.42	12.41	36.00	10.40 ~ 38.00	3230	420 ~ 3440	12.0	1.6 ~ 12.8	98
07+09+15+15	Wall	Wall	Wall	Duct	4.92	6.16	12.31	12.31	35.70	10.40 ~ 37.50	3570	620 ~ 3930	13.3	2.3 ~ 14.6	98
07+09+15+15	Wall	Wall	Duct	Duct	4.87	6.09	12.17	12.17	35.30	10.30 ~ 37.00	3900	800 ~ 4200	14.5	3.0 ~ 15.7	98
07+09+15+15	Wall	Duct	Wall	Wall	4.92	6.16	12.31	12.31	35.70	10.40 ~ 37.50	3560	480 ~ 4090	13.3	1.8 ~ 15.2	98
07+09+15+15	Wall	Duct	Wall	Duct	4.87	6.09	12.17	12.17	35.30	10.40 ~ 37.00	3830	680 ~ 4130	14.3	2.5 ~ 15.4	98
07+09+15+15	Wall	Duct	Duct	Duct	4.83	6.03	12.07	12.07	35.00	10.30 ~ 36.50	4170	860 ~ 4330	15.5	3.2 ~ 16.1	98
07+12+12+12	Wall	Wall	Wall	Wall	5.75	10.08	10.08	10.08	36.00	10.20 ~ 38.00	3430	550 ~ 3430	12.8	2.0 ~ 12.8	98
07+12+12+12	Wall	Wall	Wall	Duct	5.70	10.00	10.00	10.00	35.70	10.10 ~ 37.50	3690	610 ~ 4070	13.8	2.3 ~ 15.2	98
07+12+12+12	Wall	Wall	Duct	Duct	5.66	9.88	9.88	9.88	35.30	10.00 ~ 37.00	3950	670 ~ 4260	14.7	2.5 ~ 15.9	98
07+12+12+12	Wall	Duct	Duct	Duct	5.61	9.80	9.80	9.80	35.00	9.90 ~ 36.50	4220	730 ~ 4460	15.7	2.7 ~ 16.6	98
07+12+12+15	Wall	Wall	Wall	Wall	5.14	9.00	9.00	12.86	36.00	10.40 ~ 38.00	3270	490 ~ 3410	12.2	1.8 ~ 12.7	98
07+12+12+15	Wall	Wall	Wall	Duct	5.09	8.93	8.93	12.75	35.70	10.30 ~ 37.50	3670	670 ~ 4120	13.7	2.5 ~ 15.4	98
07+12+12+15	Wall	Wall	Duct	Wall	5.10	8.93	8.93	12.75	35.70	10.40 ~ 37.50	3530	560 ~ 3970	13.2	2.1 ~ 14.8	98
07+12+12+15	Wall	Wall	Duct	Duct	5.04	8.83	8.83	12.61	35.30	10.20 ~ 37.00	3930	740 ~ 4320	14.6	2.8 ~ 16.1	98
07+12+12+15	Wall	Duct	Duct	Wall	5.05	8.83	8.83	12.61	35.30	10.30 ~ 37.00	3790	620 ~ 4170	14.1	2.3 ~ 15.5	98
07+12+12+15	Wall	Duct	Duct	Duct	4.99	8.75	8.75	12.50	35.00	10.20 ~ 36.50	4130	800 ~ 4440	15.4	3.0 ~ 16.5	98
09+09+09+09	Wall	Wall	Wall	Wall	9.00	9.00	9.00	9.00	36.00	10.10 ~ 38.00	3910	590 ~ 3940	14.6	2.2 ~ 14.7	98
09+09+09+09	Wall	Wall	Wall	Duct	8.93	8.93	8.93	8.93	35.70	10.00 ~ 37.50	4060	610 ~ 4060	15.1	2.3 ~ 15.1	98
09+09+09+09	Wall	Wall	Duct	Duct	8.80	8.80	8.80	8.80	35.20	10.00 ~ 37.00	4110	670 ~ 4260	15.3	2.5 ~ 15.9	98
09+09+09+09	Wall	Duct	Duct	Duct	8.75	8.75	8.75	8.75	35.00	9.90 ~ 36.50	4310	730 ~ 4470	16.1	2.7 ~ 16.7	98
09+09+09+09	Duct	Duct	Duct	Duct	8.65	8.65	8.65	8.65	34.60	9.90 ~ 36.00	4370	820 ~ 4670	16.3	3.1 ~ 17.4	98
09+09+09+12	Wall	Wall	Wall	Wall	8.18	8.18	8.18	11.45	36.00	10.10 ~ 38.00	3420	550 ~ 3420	12.7	2.0 ~ 12.7	98
09+09+09+12	Wall	Wall	Wall	Duct	8.11	8.11	8.11	11.36	35.70	10.00 ~ 37.50	3680	610 ~ 4060	13.7	2.3 ~ 15.1	98
09+09+09+12	Wall	Wall	Duct	Wall	8.11	8.11	8.11	11.36	35.70	10.10 ~ 37.50	3690	610 ~ 3990	13.8	2.3 ~ 14.9	98
09+09+09+12	Wall	Wall	Duct	Duct	8.02	8.02	8.02	11.23	35.30	10.00 ~ 37.00	3880	670 ~ 4180	14.5	2.5 ~ 15.6	98
09+09+09+12	Wall	Duct	Duct	Wall	8.02	8.02	8.02	11.23	35.30	10.00 ~ 37.00	3880	670 ~ 4190	14.5	2.5 ~ 15.6	98
09+09+09+12	Wall	Duct	Duct	Duct	7.95	7.95	7.95	11.14	35.00	9.90 ~ 36.50	4150	730 ~ 4390	15.5	2.7 ~ 16.4	98
09+09+09+12	Duct	Duct	Duct	Wall	7.95	7.95	7.95	11.14	35.00	10.00 ~ 36.50	4080	720 ~ 4390	15.2	2.7 ~ 16.4	98
09+09+09+12	Duct	Duct	Duct	Duct	7.86	7.86	7.86	11.01	34.60	9.90 ~ 36.00	4350	780 ~ 4590	16.2	2.9 ~ 17.1	98
09+09+09+15	Wall	Wall	Wall	Wall	7.20	7.20	7.20	14.40	36.00	10.40 ~ 38.00	3260	500 ~ 3400	12.1	1.9 ~ 12.7	98
09+09+09+15	Wall	Wall	Wall	Duct	7.14	7.14	7.14	14.28	35.70	10.30 ~ 37.50	3660	680 ~ 4110	13.6	2.5 ~ 15.3	98
09+09+09+15	Wall	Wall	Duct	Wall	7.14	7.14	7.14	14.28	35.70	10.40 ~ 37.50	3530	560 ~ 3970	13.2	2.1 ~ 14.8	98
09+09+09+15	Wall	Wall	Duct	Duct	7.06	7.06	7.06	14.12	35.30	10.20 ~ 37.00	3860	740 ~ 4320	14.4	2.8 ~ 16.1	98
09+09+09+15	Wall	Duct	Duct	Wall	7.06	7.06	7.06	14.12	35.30	10.40 ~ 37.00	3720	620 ~ 4170	13.9	2.3 ~ 15.5	98
09+09+09+15	Wall	Duct	Duct	Duct	7.00	7.00	7.00	14.00	35.00	10.20 ~ 36.50	4050	800 ~ 4440	15.1	3.0 ~ 16.5	98
09+09+09+15	Duct	Duct	Duct	Wall	7.00	7.00	7.00	14.00	35.00	10.30 ~ 36.50	3920	680 ~ 4380	14.6	2.5 ~ 16.3	98
09+09+09+15	Duct	Duct	Duct	Duct	6.92	6.92	6.92	13.84	34.60	10.10 ~ 36.00	4250	860 ~ 4650	15.8	3.2 ~ 17.3	98
09+09+09+18	Wall	Wall	Wall	Wall	6.67	6.67	6.67	16.00	36.00	10.40 ~ 38.00	3260	490 ~ 3410	12.1	1.8 ~ 12.7	98
09+09+09+18	Wall	Wall	Wall	Duct	6.61	6.61	6.61	15.87	35.70	10.30 ~ 37.50	3650	670 ~ 4100	13.6	2.5 ~ 15.3	98
09+09+09+18	Wall	Wall	Duct	Wall	6.61	6.61	6.61	15.87	35.70	10.40 ~ 37.50	3530	560 ~ 3970	13.2	2.1 ~ 14.8	98
09+09+09+18	Wall	Wall	Duct	Duct	6.54	6.54	6.54	15.69	35.30	10.20 ~ 37.00	3850	730 ~ 4300	14.3	2.7 ~ 16.0	98
09+09+09+18	Wall	Duct	Duct	Wall	6.54	6.54	6.54	15.69	35.30	10.40 ~ 37.00	3720	620 ~ 4180	13.9	2.3 ~ 15.6	98
09+09+09+18	Wall	Duct	Duct	Duct	6.48	6.48	6.48	15.56	35.00	10.20 ~ 36.50	4040	790 ~ 4430	15.1	2.9 ~ 16.5	98
09+09+09+18	Duct	Duct	Duct	Wall	6.48	6.48	6.48	15.56	35.00	10.30 ~ 36.50	3920	680 ~ 4380	14.6	2.5 ~ 16.3	98
09+09+09+18	Duct	Duct	Duct	Duct	6.41	6.41	6.41	15.38	34.60	10.10 ~ 36.00	4240	840 ~ 4630	15.8	3.1 ~ 17.3	98
09+09+12+12	Wall	Wall	Wall	Wall	7.50	7.50	10.50	10.50	36.00	10.20 ~ 38.00	3430	550 ~ 3430	12.8	2.0 ~ 12.8	98
09+09+12+12	Wall	Wall	Wall	Duct	7.44	7.44	10.41	10.41	35.70	10.10 ~ 37.50	3690	610 ~ 4070	13.8	2.3 ~ 15.2	98
09+09+12+12	Wall	Wall	Duct	Duct	7.35	7.35	10.30	10.30	35.30	10.00 ~ 37.00	3880	670 ~ 4260	14.5	2.5 ~ 15.9	98
09+09+12+12	Wall	Duct	Wall	Wall	7.44	7.44	10.41	10.41	35.70	10.10 ~ 37.50	3690	610 ~ 3990	13.8	2.3 ~ 14.9	98
09+09+12+12	Wall	Duct	Wall	Duct	7.35	7.35	10.30	10.30	35.30	10.00 ~ 37.00	3880	670 ~ 4190	14.5	2.5 ~ 15.6	98
09+09+12+12	Wall	Duct	Duct	Duct	7.29	7.29	10.21	10.21	35.00	9.90 ~ 36.50	4150	730 ~ 4390	15.5	2.7 ~ 16.4	98
09+09+12+12	Duct	Duct	Wall	Wall	7.35	7.35	10.30	10.30	35.30	10.10 ~ 37.00	3890	660 ~ 4200	14.5	2.5 ~ 15.7	98
09+09+12+12	Duct	Duct	Wall	Duct	7.29	7.29	10.21	10.21	35.00	10.00 ~ 36.50	4080	720 ~ 4390	15.2	2.7 ~ 16.4	98
09+09+12+12	Duct	Duct	Duct	Duct	7.21	7.21	10.09	10.09	34.60	9.90 ~ 36.00	4350	780 ~ 4590	16.2	2.9 ~ 17.1	98
09+09+12+15	Wall	Wall	Wall	Wall	6.67	6.67	9.34	13.33	36.00	10.40 ~ 38.00	3270	490 ~ 3410	12.2	1.8 ~ 12.7	98
09+09+12+15	Wall	Wall	Wall	Duct	6.61	6.61	9.26	13.22	35.70	10.30 ~ 37.50	3670	680 ~ 4120	13.7	2.5 ~ 15.4	98
09+09+12+15	Wall	Wall	Duct	Wall	6.61	6.61	9.26	13.22	35.70	10.40 ~ 37.50	3530	560 ~ 3970	13.2	2.1 ~ 14.8	98
09+09+12+15	Wall	Wall	Duct	Duct	6.54	6.54	9.15	13.07	35.30	10.20 ~ 37.00	3860	740 ~ 4320	14.4	2.8 ~ 16.1	98
09+09+12+15	Wall	Duct	Wall	Wall	6.61	6.61	9.26	13.22	35.70	10.40 ~ 37.50	3530	550 ~ 3980	13.2	2.0 ~ 14.8	98
09+09+12+15	Wall	Duct	Wall	Duct	6.54	6.54	9.15	13.07	35.30	10.20 ~ 37.00	3860	730 ~ 4240	14.4	2.7 ~ 15.8	98
09+09+12+15	Wall	Duct	Duct	Wall	6.54	6.54	9.15	13.07	35.30	10.40 ~ 37.00	3720	620 ~ 4170	13.9	2.3 ~ 15.5	98

Combination of indoor unit	Type of indoor unit				Capacity of each indoor unit										
					Each capacity (kBtu/h)				Total capacity (kBtu/h)		Total input (W)		Total current (A)		Power factor (%)
	A room	B room	C room	D room	A room	B room	C room	D room	Rating	(min ~ max)	Rating	(min ~ max)	Rating	(min ~ max)	Rating
09+09+12+15	Wall	Duct	Duct	Duct	6.48	6.48	9.07	12.96	35.00	10.20 ~ 36.50	4050	800 ~ 4440	15.1	3.0 ~ 16.5	98
09+09+12+15	Duct	Duct	Wall	Wall	6.54	6.54	9.15	13.07	35.30	10.40 ~ 37.00	3720	610 ~ 4180	13.9	2.3 ~ 15.6	98
09+09+12+15	Duct	Duct	Wall	Duct	6.48	6.48	9.07	12.96	35.00	10.20 ~ 36.50	4060	790 ~ 4440	15.1	2.9 ~ 16.5	98
09+09+12+15	Duct	Duct	Duct	Wall	6.48	6.48	9.07	12.96	35.00	10.30 ~ 36.50	3920	680 ~ 4380	14.6	2.5 ~ 16.3	98
09+09+12+15	Duct	Duct	Duct	Duct	6.41	6.41	8.96	12.81	34.60	10.10 ~ 36.00	4250	860 ~ 4650	15.8	3.2 ~ 17.3	98
09+09+12+18	Wall	Wall	Wall	Wall	6.21	6.21	8.70	14.90	36.00	10.40 ~ 38.00	3270	490 ~ 3410	12.2	1.8 ~ 12.7	98
09+09+12+18	Wall	Wall	Wall	Duct	6.16	6.16	8.62	14.77	35.70	10.30 ~ 37.50	3660	660 ~ 4110	13.6	2.5 ~ 15.3	98
09+09+12+18	Wall	Wall	Duct	Wall	6.16	6.16	8.62	14.77	35.70	10.40 ~ 37.50	3530	560 ~ 3970	13.2	2.1 ~ 14.8	98
09+09+12+18	Wall	Wall	Duct	Duct	6.09	6.09	8.52	14.61	35.30	10.20 ~ 37.00	3850	730 ~ 4300	14.3	2.7 ~ 16.0	98
09+09+12+18	Wall	Duct	Wall	Wall	6.16	6.16	8.62	14.77	35.70	10.40 ~ 37.50	3530	550 ~ 3980	13.2	2.0 ~ 14.8	98
09+09+12+18	Wall	Duct	Wall	Duct	6.09	6.09	8.52	14.61	35.30	10.20 ~ 37.00	3850	720 ~ 4230	14.3	2.7 ~ 15.8	98
09+09+12+18	Wall	Duct	Duct	Wall	6.09	6.09	8.52	14.61	35.30	10.40 ~ 37.00	3720	620 ~ 4180	13.9	2.3 ~ 15.6	98
09+09+12+18	Wall	Duct	Duct	Duct	6.03	6.03	8.45	14.48	35.00	10.20 ~ 36.50	4120	790 ~ 4430	15.4	2.9 ~ 16.5	98
09+09+12+18	Duct	Duct	Wall	Wall	6.09	6.09	8.52	14.61	35.30	10.40 ~ 37.00	3730	610 ~ 4180	13.9	2.3 ~ 15.6	98
09+09+12+18	Duct	Duct	Wall	Duct	6.03	6.03	8.45	14.48	35.00	10.20 ~ 36.50	4050	780 ~ 4430	15.1	2.9 ~ 16.5	98
09+09+12+18	Duct	Duct	Duct	Wall	6.03	6.03	8.45	14.48	35.00	10.30 ~ 36.50	3920	680 ~ 4380	14.6	2.5 ~ 16.3	98
09+09+12+18	Duct	Duct	Duct	Duct	5.97	5.97	8.34	14.32	34.60	10.10 ~ 36.00	4320	840 ~ 4630	16.1	3.1 ~ 17.3	98
09+09+15+15	Wall	Wall	Wall	Wall	6.00	6.00	12.00	12.00	36.00	10.40 ~ 38.00	3300	410 ~ 3440	12.3	1.5 ~ 12.8	98
09+09+15+15	Wall	Wall	Wall	Duct	5.95	5.95	11.90	11.90	35.70	10.40 ~ 37.50	3640	610 ~ 3940	13.6	2.3 ~ 14.7	98
09+09+15+15	Wall	Wall	Duct	Duct	5.88	5.88	11.77	11.77	35.30	10.40 ~ 37.00	3910	800 ~ 4210	14.6	3.0 ~ 15.7	98
09+09+15+15	Wall	Duct	Wall	Wall	5.95	5.95	11.90	11.90	35.70	10.40 ~ 37.50	3530	550 ~ 3820	13.2	2.0 ~ 14.2	98
09+09+15+15	Wall	Duct	Wall	Duct	5.88	5.88	11.77	11.77	35.30	10.40 ~ 37.00	3840	670 ~ 4140	14.3	2.5 ~ 15.4	98
09+09+15+15	Wall	Duct	Duct	Duct	5.83	5.83	11.67	11.67	35.00	10.30 ~ 36.50	4180	860 ~ 4330	15.6	3.2 ~ 16.1	98
09+09+15+15	Duct	Duct	Wall	Wall	5.88	5.88	11.77	11.77	35.30	10.40 ~ 37.00	3840	540 ~ 4290	14.3	2.0 ~ 16.0	98
09+09+15+15	Duct	Duct	Wall	Duct	5.83	5.83	11.67	11.67	35.00	10.40 ~ 36.50	4030	740 ~ 4340	15.0	2.8 ~ 16.2	98
09+09+15+15	Duct	Duct	Duct	Duct	5.77	5.77	11.53	11.53	34.60	10.30 ~ 36.00	4380	920 ~ 4530	16.3	3.4 ~ 16.9	98
09+12+12+12	Wall	Wall	Wall	Wall	6.93	9.69	9.69	9.69	36.00	10.20 ~ 38.00	3430	540 ~ 3430	12.8	2.0 ~ 12.8	98
09+12+12+12	Wall	Wall	Wall	Duct	6.86	9.61	9.61	9.61	35.70	10.10 ~ 37.50	3690	610 ~ 4070	13.8	2.3 ~ 15.2	98
09+12+12+12	Wall	Wall	Duct	Duct	6.79	9.50	9.50	9.50	35.30	10.00 ~ 37.00	3880	670 ~ 4270	14.5	2.5 ~ 15.9	98
09+12+12+12	Wall	Duct	Duct	Duct	6.73	9.42	9.42	9.42	35.00	9.90 ~ 36.50	4150	730 ~ 4470	15.5	2.7 ~ 16.7	98
09+12+12+12	Duct	Wall	Wall	Wall	6.86	9.61	9.61	9.61	35.70	10.10 ~ 37.50	3700	600 ~ 4000	13.8	2.2 ~ 14.9	98
09+12+12+12	Duct	Wall	Wall	Duct	6.79	9.50	9.50	9.50	35.30	10.10 ~ 37.00	3890	660 ~ 4200	14.5	2.5 ~ 15.7	98
09+12+12+12	Duct	Wall	Duct	Duct	6.73	9.42	9.42	9.42	35.00	10.00 ~ 36.50	4160	720 ~ 4390	15.5	2.7 ~ 16.4	98
09+12+12+12	Duct	Duct	Duct	Duct	6.66	9.32	9.32	9.32	34.60	9.90 ~ 36.00	4350	780 ~ 4590	16.2	2.9 ~ 17.1	98
09+12+12+15	Wall	Wall	Wall	Wall	6.21	8.69	8.69	12.41	36.00	10.40 ~ 38.00	3270	490 ~ 3410	12.2	1.8 ~ 12.7	98
09+12+12+15	Wall	Wall	Wall	Duct	6.16	8.62	8.62	12.31	35.70	10.30 ~ 37.50	3670	670 ~ 4120	13.7	2.5 ~ 15.4	98
09+12+12+15	Wall	Wall	Duct	Wall	6.16	8.62	8.62	12.31	35.70	10.40 ~ 37.50	3530	550 ~ 3980	13.2	2.0 ~ 14.8	98
09+12+12+15	Wall	Wall	Duct	Duct	6.09	8.52	8.52	12.17	35.30	10.20 ~ 37.00	3860	730 ~ 4240	14.4	2.7 ~ 15.8	98
09+12+12+15	Wall	Duct	Duct	Wall	6.09	8.52	8.52	12.17	35.30	10.40 ~ 37.00	3720	620 ~ 4170	13.9	2.3 ~ 15.5	98
09+12+12+15	Wall	Duct	Duct	Duct	6.03	8.45	8.45	12.07	35.00	10.20 ~ 36.50	4130	800 ~ 4440	15.4	3.0 ~ 16.5	98
09+12+12+15	Duct	Wall	Wall	Wall	6.16	8.62	8.62	12.31	35.70	10.40 ~ 37.50	3530	550 ~ 3980	13.2	2.0 ~ 14.8	98
09+12+12+15	Duct	Wall	Wall	Duct	6.09	8.52	8.52	12.17	35.30	10.30 ~ 37.00	3870	730 ~ 4250	14.4	2.7 ~ 15.8	98
09+12+12+15	Duct	Wall	Duct	Wall	6.09	8.52	8.52	12.17	35.30	10.40 ~ 37.00	3720	610 ~ 4180	13.9	2.3 ~ 15.6	98
09+12+12+15	Duct	Wall	Duct	Duct	6.03	8.45	8.45	12.07	35.00	10.20 ~ 36.50	4060	790 ~ 4440	15.1	2.9 ~ 16.5	98
09+12+12+15	Duct	Duct	Duct	Wall	6.03	8.45	8.45	12.07	35.00	10.30 ~ 36.50	3920	680 ~ 4380	14.6	2.5 ~ 16.3	98
09+12+12+15	Duct	Duct	Duct	Duct	5.97	8.35	8.35	11.93	34.60	10.10 ~ 36.00	4330	860 ~ 4650	16.1	3.2 ~ 17.3	98
12+12+12+12	Wall	Wall	Wall	Wall	9.00	9.00	9.00	9.00	36.00	10.20 ~ 38.00	3370	540 ~ 3440	12.6	2.0 ~ 12.8	98
12+12+12+12	Wall	Wall	Wall	Duct	8.93	8.93	8.93	8.93	35.70	10.10 ~ 37.50	3620	600 ~ 3770	13.5	2.2 ~ 14.1	98
12+12+12+12	Wall	Wall	Duct	Duct	8.83	8.83	8.83	8.83	35.30	10.10 ~ 37.00	3810	660 ~ 3810	14.2	2.5 ~ 14.2	98
12+12+12+12	Wall	Duct	Duct	Duct	8.75	8.75	8.75	8.75	35.00	10.00 ~ 36.50	4080	720 ~ 4160	15.2	2.7 ~ 15.5	98
12+12+12+12	Duct	Duct	Duct	Duct	8.65	8.65	8.65	8.65	34.60	9.90 ~ 36.00	4270	780 ~ 4350	15.9	2.9 ~ 16.2	98

Notes:

1. Cooling capacity is based on 80°FDB (26.7°CDB) / 67°FWB (19.4°CWB) (Indoor temperature), 95°FDB (35°CDB) / 75°FWB (24°CWB) (Outdoor temperature).
   Heating capacity is based on 70°FDB (21°CDB) / 60°FWB (15.6°CWB) (Indoor temperature), 47°FDB (8.3°CDB) / 43°FWB (6°CWB) (Outdoor temperature).
2. The total capacity of connected indoor units is up to 48.0 kBtu/h.
3. It is impossible to connect the indoor unit for one room only.
4. The above is the value for connecting with the following indoor units.
   7.0 kBtu/h class; wall mount type L series
   9.0 kBtu/h class; wall mount type L series or Duct type L series
   12.0 kBtu/h class; wall mount type L series or Duct type L series
   15.0 kBtu/h class; wall mount type L series or Duct type L series
   18.0 kBtu/h class; wall mount type L series or Duct type L series
   24.0 kBtu/h class; wall mount type L series or Duct type L series

C: 3D093902B
C: 3D093903B
C: 3D093904B
C: 3D093905B
C: 3D093906B
C: 3D093909B
C: 3D093910B
C: 3D093911B
C: 3D093912B
C: 3D093913B
C: 3D093914C
C: 3D093915B
C: 3D093916B
C: 3D093917B

1

Heating [60 Hz, 208 V]

Combination of indoor unit	Type of indoor unit				Capacity of each indoor unit										
					Each capacity (kBtu/h)				Total capacity (kBtu/h)		Total input (W)		Total current (A)		Power factor (%)
	A room	B room	C room	D room	A room	B room	C room	D room	Rating	(min ~ max)	Rating	(min ~ max)	Rating	(min ~ max)	Rating
07	Wall	—	—	—	8.80	—	—	—	8.80	8.30 ~ 9.70	420	380 ~ 490	1.6	1.4 ~ 1.8	98
09	Wall	—	—	—	11.30	—	—	—	11.30	11.20 ~ 12.50	620	590 ~ 690	2.3	2.2 ~ 2.6	98
09	Duct	—	—	—	10.70	—	—	—	10.70	10.60 ~ 12.50	620	580 ~ 750	2.3	2.2 ~ 2.8	98
12	Wall	—	—	—	15.00	—	—	—	15.00	11.10 ~ 16.70	860	580 ~ 1000	3.2	2.2 ~ 3.7	98
12	Duct	—	—	—	14.30	—	—	—	14.30	11.60 ~ 16.70	880	670 ~ 1150	3.3	2.5 ~ 4.3	98
15	Wall	—	—	—	18.80	—	—	—	18.80	10.50 ~ 20.80	1010	540 ~ 1140	3.8	2.0 ~ 4.2	98
15	Duct	—	—	—	17.00	—	—	—	17.00	11.20 ~ 20.80	1180	730 ~ 1560	4.4	2.7 ~ 5.8	98
18	Wall	—	—	—	22.50	—	—	—	22.50	10.50 ~ 25.00	1260	540 ~ 1450	4.7	2.0 ~ 5.4	98
18	Duct	—	—	—	19.70	—	—	—	19.70	11.20 ~ 25.00	1420	720 ~ 2020	5.3	2.7 ~ 7.5	98
24	Wall	—	—	—	27.00	—	—	—	27.00	10.30 ~ 34.40	1570	530 ~ 2310	5.9	2.0 ~ 8.6	98
24	Duct	—	—	—	25.00	—	—	—	25.00	11.10 ~ 29.70	1950	700 ~ 2550	7.3	2.6 ~ 9.5	98
07+07	Wall	Wall	—	—	8.75	8.75	—	—	17.50	10.40 ~ 19.40	870	530 ~ 990	3.2	2.0 ~ 3.7	98
07+09	Wall	Wall	—	—	8.89	11.11	—	—	20.00	10.30 ~ 22.20	990	520 ~ 1150	3.7	1.9 ~ 4.3	98
07+09	Wall	Duct	—	—	8.44	10.56	—	—	19.00	10.60 ~ 22.20	1070	590 ~ 1300	4.0	2.2 ~ 4.8	98
07+12	Wall	Wall	—	—	8.47	14.83	—	—	23.30	10.20 ~ 26.60	1180	520 ~ 1460	4.4	1.9 ~ 5.4	98
07+12	Wall	Duct	—	—	7.96	13.94	—	—	21.90	10.60 ~ 26.20	1270	590 ~ 1650	4.7	2.2 ~ 6.1	98
07+15	Wall	Wall	—	—	7.29	18.21	—	—	25.50	9.80 ~ 31.30	1230	480 ~ 1690	4.6	1.8 ~ 6.3	98
07+15	Wall	Duct	—	—	6.97	17.43	—	—	24.40	10.30 ~ 29.70	1460	670 ~ 1930	5.4	2.5 ~ 7.2	98
07+18	Wall	Wall	—	—	6.95	20.85	—	—	27.80	9.70 ~ 36.00	1390	480 ~ 2100	5.2	1.8 ~ 7.8	98
07+18	Wall	Duct	—	—	6.70	20.09	—	—	26.80	10.30 ~ 33.20	1680	660 ~ 2270	6.3	2.5 ~ 8.5	98
07+24	Wall	Wall	—	—	7.10	25.20	—	—	32.30	9.60 ~ 39.80	1740	470 ~ 2480	6.5	1.8 ~ 9.2	98
07+24	Wall	Duct	—	—	6.92	24.57	—	—	31.50	10.20 ~ 37.60	2040	640 ~ 2760	7.6	2.4 ~ 10.3	98
09+09	Wall	Wall	—	—	11.25	11.25	—	—	22.50	10.20 ~ 25.00	1150	520 ~ 1320	4.3	1.9 ~ 4.9	98
09+09	Wall	Duct	—	—	11.15	11.15	—	—	22.30	10.50 ~ 25.00	1270	590 ~ 1480	4.7	2.2 ~ 5.5	98
09+09	Duct	Duct	—	—	11.05	11.05	—	—	22.10	10.80 ~ 25.00	1440	660 ~ 1680	5.4	2.5 ~ 6.3	98
09+12	Wall	Wall	—	—	10.33	14.47	—	—	24.80	10.10 ~ 29.70	1290	510 ~ 1660	4.8	1.9 ~ 6.2	98
09+12	Wall	Duct	—	—	9.83	13.77	—	—	23.60	10.50 ~ 28.50	1370	590 ~ 1810	5.1	2.2 ~ 6.7	98
09+12	Duct	Wall	—	—	9.83	13.77	—	—	23.60	10.40 ~ 28.50	1340	580 ~ 1760	5.0	2.2 ~ 6.6	98
09+12	Duct	Duct	—	—	9.29	13.00	—	—	22.30	10.80 ~ 27.30	1440	660 ~ 1940	5.4	2.5 ~ 7.2	98
09+15	Wall	Wall	—	—	9.00	18.00	—	—	27.00	9.70 ~ 34.40	1310	480 ~ 1960	4.9	1.8 ~ 7.3	98
09+15	Wall	Duct	—	—	8.67	17.33	—	—	26.00	10.20 ~ 32.10	1540	660 ~ 2100	5.7	2.5 ~ 7.8	98
09+15	Duct	Wall	—	—	8.67	17.33	—	—	26.00	9.90 ~ 32.10	1350	550 ~ 1870	5.0	2.0 ~ 7.0	98
09+15	Duct	Duct	—	—	8.33	16.67	—	—	25.00	10.50 ~ 30.80	1630	730 ~ 2080	6.1	2.7 ~ 7.8	98
09+18	Wall	Wall	—	—	8.62	20.68	—	—	29.30	9.70 ~ 37.30	1480	480 ~ 2210	5.5	1.8 ~ 8.2	98
09+18	Wall	Duct	—	—	8.35	20.05	—	—	28.40	10.20 ~ 34.70	1750	650 ~ 2410	6.5	2.4 ~ 9.0	98
09+18	Duct	Wall	—	—	8.35	20.05	—	—	28.40	9.90 ~ 34.70	1550	540 ~ 2120	5.8	2.0 ~ 7.9	98
09+18	Duct	Duct	—	—	8.06	19.34	—	—	27.40	10.50 ~ 32.00	1900	720 ~ 2350	7.1	2.7 ~ 8.8	98
09+24	Wall	Wall	—	—	8.80	25.00	—	—	33.80	9.60 ~ 41.10	1850	470 ~ 2620	6.9	1.8 ~ 9.8	98
09+24	Wall	Duct	—	—	8.59	24.41	—	—	33.00	10.10 ~ 39.10	2170	630 ~ 2910	8.1	2.3 ~ 10.8	98
09+24	Duct	Wall	—	—	8.59	24.41	—	—	33.00	9.80 ~ 39.10	1900	540 ~ 2580	7.1	2.0 ~ 9.6	98
09+24	Duct	Duct	—	—	8.39	23.81	—	—	32.20	10.40 ~ 37.00	2290	700 ~ 2940	8.5	2.6 ~ 11.0	98
12+12	Wall	Wall	—	—	13.50	13.50	—	—	27.00	10.00 ~ 34.40	1400	500 ~ 2090	5.2	1.9 ~ 7.8	98
12+12	Duct	Wall	—	—	13.00	13.00	—	—	26.00	10.40 ~ 34.80	1520	580 ~ 2490	5.7	2.2 ~ 9.3	98
12+12	Duct	Duct	—	—	12.50	12.50	—	—	25.00	10.80 ~ 31.80	1730	660 ~ 2520	6.4	2.5 ~ 9.4	98
12+15	Wall	Wall	—	—	12.06	17.24	—	—	29.30	9.60 ~ 37.30	1470	480 ~ 2210	5.5	1.8 ~ 8.2	98
12+15	Wall	Duct	—	—	11.69	16.71	—	—	28.40	10.10 ~ 34.70	1730	650 ~ 2320	6.4	2.4 ~ 8.6	98
12+15	Duct	Wall	—	—	11.69	16.71	—	—	28.40	9.90 ~ 34.70	1560	550 ~ 2130	5.8	2.0 ~ 7.9	98
12+15	Duct	Duct	—	—	11.28	16.12	—	—	27.40	10.50 ~ 32.00	1910	730 ~ 2360	7.1	2.7 ~ 8.8	98
12+18	Wall	Wall	—	—	11.61	19.89	—	—	31.50	9.60 ~ 39.20	1650	470 ~ 2430	6.1	1.8 ~ 9.1	98
12+18	Wall	Duct	—	—	11.31	19.39	—	—	30.70	10.10 ~ 36.90	1960	640 ~ 2600	7.3	2.4 ~ 9.7	98
12+18	Duct	Wall	—	—	11.31	19.39	—	—	30.70	9.90 ~ 36.90	1740	540 ~ 2350	6.5	2.0 ~ 8.8	98
12+18	Duct	Duct	—	—	10.98	18.82	—	—	29.80	10.50 ~ 34.50	2120	720 ~ 2690	7.9	2.7 ~ 10.0	98
12+24	Wall	Wall	—	—	11.89	24.11	—	—	36.00	9.50 ~ 43.00	2050	470 ~ 2860	7.6	1.8 ~ 10.7	98
12+24	Wall	Duct	—	—	11.66	23.64	—	—	35.30	10.00 ~ 41.30	2360	630 ~ 3180	8.8	2.3 ~ 11.9	98
12+24	Duct	Wall	—	—	11.66	23.64	—	—	35.30	9.80 ~ 41.30	2160	540 ~ 2840	8.1	2.0 ~ 10.6	98
12+24	Duct	Duct	—	—	11.42	23.18	—	—	34.60	10.40 ~ 39.50	2630	700 ~ 3330	9.8	2.6 ~ 12.4	98
15+15	Wall	Wall	—	—	15.75	15.75	—	—	31.50	9.30 ~ 39.20	1660	450 ~ 2420	6.2	1.7 ~ 9.0	98
15+15	Duct	Wall	—	—	15.35	15.35	—	—	30.70	9.70 ~ 36.90	1740	620 ~ 2370	6.5	2.3 ~ 8.8	98

Combination of indoor unit	Type of indoor unit				Capacity of each indoor unit										
					Each capacity (kBtu/h)				Total capacity (kBtu/h)		Total input (W)		Total current (A)		Power factor (%)
	A room	B room	C room	D room	A room	B room	C room	D room	Rating	(min ~ max)	Rating	(min ~ max)	Rating	(min ~ max)	Rating
15+15	Duct	Duct	—	—	14.90	14.90	—	—	29.80	10.20 ~ 34.50	2070	800 ~ 2570	7.7	3.0 ~ 9.6	98
15+18	Wall	Wall	—	—	15.36	18.44	—	—	33.80	9.30 ~ 41.10	1870	450 ~ 2610	7.0	1.7 ~ 9.7	98
15+18	Wall	Duct	—	—	15.00	18.00	—	—	33.00	9.70 ~ 39.10	1970	610 ~ 2640	7.3	2.3 ~ 9.8	98
15+18	Duct	Wall	—	—	15.00	18.00	—	—	33.00	9.70 ~ 39.10	1930	620 ~ 2640	7.2	2.3 ~ 9.8	98
15+18	Duct	Duct	—	—	14.64	17.56	—	—	32.20	10.20 ~ 37.00	2280	790 ~ 2850	8.5	2.9 ~ 10.6	98
15+24	Wall	Wall	—	—	14.88	21.12	—	—	36.00	9.20 ~ 43.00	2150	450 ~ 2940	8.0	1.7 ~ 11.0	98
15+24	Wall	Duct	—	—	14.59	20.71	—	—	35.30	9.60 ~ 41.30	2150	600 ~ 2870	8.0	2.2 ~ 10.7	98
15+24	Duct	Wall	—	—	14.59	20.71	—	—	35.30	9.60 ~ 41.30	2160	610 ~ 2810	8.1	2.3 ~ 10.5	98
15+24	Duct	Duct	—	—	14.30	20.30	—	—	34.60	10.10 ~ 39.50	2460	780 ~ 3110	9.2	2.9 ~ 11.6	98
18+18	Wall	Wall	—	—	18.00	18.00	—	—	36.00	9.30 ~ 43.00	2430	450 ~ 2870	9.1	1.7 ~ 10.7	98
18+18	Duct	Wall	—	—	17.65	17.65	—	—	35.30	9.70 ~ 41.30	2830	610 ~ 2890	10.5	2.3 ~ 10.8	98
18+18	Duct	Duct	—	—	17.30	17.30	—	—	34.60	10.20 ~ 39.50	3500	780 ~ 3550	13.0	2.9 ~ 13.2	98
18+24	Wall	Wall	—	—	16.49	19.51	—	—	36.00	9.20 ~ 43.00	2160	440 ~ 2950	8.1	1.6 ~ 11.0	98
18+24	Wall	Duct	—	—	16.17	19.13	—	—	35.30	9.60 ~ 41.30	2150	600 ~ 2860	8.0	2.2 ~ 10.7	98
18+24	Duct	Wall	—	—	16.17	19.13	—	—	35.30	9.60 ~ 41.30	2150	600 ~ 2800	8.0	2.2 ~ 10.4	98
18+24	Duct	Duct	—	—	15.85	18.75	—	—	34.60	10.10 ~ 39.50	2490	770 ~ 3100	9.3	2.9 ~ 11.6	98
24+24	Wall	Wall	—	—	18.00	18.00	—	—	36.00	8.60 ~ 36.50	2210	420 ~ 2250	8.2	1.6 ~ 8.4	98
24+24	Duct	Wall	—	—	17.65	17.65	—	—	35.30	9.00 ~ 41.30	2170	570 ~ 2780	8.1	2.1 ~ 10.4	98
24+24	Duct	Duct	—	—	17.30	17.30	—	—	34.60	9.50 ~ 39.50	2450	730 ~ 2990	9.1	2.7 ~ 11.1	98
07+07+07	Wall	Wall	Wall	—	8.27	8.27	8.27	—	24.80	9.60 ~ 29.70	1170	480 ~ 1510	4.4	1.8 ~ 5.6	98
07+07+09	Wall	Wall	Wall	—	8.09	8.09	10.12	—	26.30	9.60 ~ 32.90	1260	470 ~ 1770	4.7	1.8 ~ 6.6	98
07+07+09	Wall	Wall	Duct	—	7.88	7.88	9.85	—	25.60	9.80 ~ 31.60	1280	540 ~ 1750	4.8	2.0 ~ 6.5	98
07+07+12	Wall	Wall	Wall	—	7.60	7.60	13.30	—	28.50	9.50 ~ 36.60	1430	470 ~ 2140	5.3	1.8 ~ 8.0	98
07+07+12	Wall	Wall	Duct	—	7.44	7.44	13.01	—	27.90	9.80 ~ 34.80	1480	540 ~ 2080	5.5	2.0 ~ 7.8	98
07+07+15	Wall	Wall	Wall	—	6.84	6.84	17.10	—	30.80	9.20 ~ 38.50	1660	450 ~ 2360	6.2	1.7 ~ 8.8	98
07+07+15	Wall	Wall	Duct	—	6.71	6.71	16.77	—	30.20	9.60 ~ 36.90	1720	620 ~ 2340	6.4	2.3 ~ 8.7	98
07+07+18	Wall	Wall	Wall	—	6.60	6.60	19.80	—	33.00	9.20 ~ 40.50	1860	440 ~ 2600	6.9	1.6 ~ 9.7	98
07+07+18	Wall	Wall	Duct	—	6.50	6.50	19.50	—	32.50	9.60 ~ 39.10	1860	610 ~ 2560	6.9	2.3 ~ 9.5	98
07+07+24	Wall	Wall	Wall	—	6.49	6.49	23.03	—	36.00	9.20 ~ 43.00	2200	440 ~ 2980	8.2	1.6 ~ 11.1	98
07+07+24	Wall	Wall	Duct	—	6.40	6.40	22.71	—	35.50	9.50 ~ 41.80	2180	590 ~ 2880	8.1	2.2 ~ 10.7	98
07+09+09	Wall	Wall	Wall	—	7.93	9.93	9.93	—	27.80	9.50 ~ 36.00	1360	470 ~ 2050	5.1	1.8 ~ 7.6	98
07+09+09	Wall	Wall	Duct	—	7.73	9.68	9.68	—	27.10	9.70 ~ 34.10	1400	530 ~ 1970	5.2	2.0 ~ 7.3	98
07+09+09	Wall	Duct	Duct	—	7.57	9.46	9.46	—	26.50	9.90 ~ 32.30	1470	600 ~ 1930	5.5	2.2 ~ 7.2	98
07+09+12	Wall	Wall	Wall	—	7.50	9.38	13.13	—	30.00	9.50 ~ 37.90	1530	460 ~ 2270	5.7	1.7 ~ 8.5	98
07+09+12	Wall	Wall	Duct	—	7.35	9.19	12.86	—	29.40	9.70 ~ 36.20	1580	530 ~ 2190	5.9	2.0 ~ 8.2	98
07+09+12	Wall	Duct	Wall	—	7.35	9.19	12.86	—	29.40	9.60 ~ 36.20	1560	530 ~ 2170	5.8	2.0 ~ 8.1	98
07+09+12	Wall	Duct	Duct	—	7.20	9.00	12.60	—	28.80	9.90 ~ 34.50	1620	600 ~ 2190	6.0	2.2 ~ 8.2	98
07+09+15	Wall	Wall	Wall	—	6.80	8.50	17.00	—	32.30	9.20 ~ 39.80	1840	440 ~ 2570	6.9	1.6 ~ 9.6	98
07+09+15	Wall	Wall	Duct	—	6.67	8.34	16.68	—	31.70	9.50 ~ 38.30	1830	610 ~ 2470	6.8	2.3 ~ 9.2	98
07+09+15	Wall	Duct	Wall	—	6.67	8.34	16.68	—	31.70	9.30 ~ 38.30	1750	500 ~ 2380	6.5	1.9 ~ 8.9	98
07+09+15	Wall	Duct	Duct	—	6.57	8.21	16.42	—	31.20	9.70 ~ 36.80	1870	680 ~ 2380	7.0	2.5 ~ 8.9	98
07+09+18	Wall	Wall	Wall	—	6.57	8.21	19.71	—	34.50	9.20 ~ 41.70	2050	440 ~ 2820	7.6	1.6 ~ 10.5	98
07+09+18	Wall	Wall	Duct	—	6.48	8.10	19.43	—	34.00	9.50 ~ 40.40	2060	600 ~ 2690	7.7	2.2 ~ 10.0	98
07+09+18	Wall	Duct	Wall	—	6.48	8.10	19.43	—	34.00	9.30 ~ 40.40	1990	500 ~ 2610	7.4	1.9 ~ 9.7	98
07+09+18	Wall	Duct	Duct	—	6.38	7.98	19.13	—	33.50	9.70 ~ 39.10	2060	670 ~ 2650	7.7	2.5 ~ 9.9	98
07+09+24	Wall	Wall	Wall	—	6.21	7.76	22.03	—	36.00	9.10 ~ 43.00	2230	440 ~ 3020	8.3	1.6 ~ 11.3	98
07+09+24	Wall	Wall	Duct	—	6.12	7.65	21.73	—	35.50	9.50 ~ 41.80	2170	590 ~ 2870	8.1	2.2 ~ 10.7	98
07+09+24	Wall	Duct	Wall	—	6.12	7.65	21.73	—	35.50	9.20 ~ 41.80	2150	500 ~ 2830	8.0	1.9 ~ 10.5	98
07+09+24	Wall	Duct	Duct	—	6.05	7.56	21.47	—	35.10	9.70 ~ 40.70	2210	650 ~ 2820	8.2	2.4 ~ 10.5	98
07+12+12	Wall	Wall	Wall	—	7.19	12.56	12.56	—	32.30	9.40 ~ 39.80	1730	460 ~ 2460	6.4	1.7 ~ 9.2	98
07+12+12	Wall	Wall	Duct	—	7.04	12.33	12.33	—	31.70	9.60 ~ 38.30	1750	530 ~ 2400	6.5	2.0 ~ 8.9	98
07+12+12	Wall	Duct	Duct	—	6.92	12.13	12.13	—	31.20	9.90 ~ 36.80	1850	600 ~ 2420	6.9	2.2 ~ 9.0	98
07+12+15	Wall	Wall	Wall	—	6.57	11.50	16.42	—	34.50	9.20 ~ 41.70	2070	440 ~ 2830	7.7	1.6 ~ 10.5	98
07+12+15	Wall	Wall	Duct	—	6.48	11.33	16.19	—	34.00	9.50 ~ 40.40	2070	610 ~ 2700	7.7	2.3 ~ 10.1	98
07+12+15	Wall	Duct	Wall	—	6.48	11.33	16.19	—	34.00	9.30 ~ 40.40	1990	500 ~ 2610	7.4	1.9 ~ 9.7	98
07+12+15	Wall	Duct	Duct	—	6.38	11.17	15.95	—	33.50	9.70 ~ 39.10	2070	680 ~ 2660	7.7	2.5 ~ 9.9	98
07+12+18	Wall	Wall	Wall	—	6.26	10.96	18.78	—	36.00	9.20 ~ 43.00	2210	440 ~ 2990	8.2	1.6 ~ 11.1	98
07+12+18	Wall	Wall	Duct	—	6.17	10.80	18.52	—	35.50	9.50 ~ 41.80	2180	600 ~ 2880	8.1	2.2 ~ 10.7	98
07+12+18	Wall	Duct	Wall	—	6.17	10.80	18.52	—	35.50	9.30 ~ 41.80	2120	500 ~ 2810	7.9	1.9 ~ 10.5	98
07+12+18	Wall	Duct	Duct	—	6.10	10.68	18.30	—	35.10	9.70 ~ 40.70	2240	670 ~ 2850	8.3	2.5 ~ 10.6	98
07+12+24	Wall	Wall	Wall	—	5.71	10.00	20.29	—	36.00	9.10 ~ 43.00	2320	430 ~ 3110	8.6	1.6 ~ 11.6	98

Combination of indoor unit	Type of indoor unit				Capacity of each indoor unit										
					Each capacity (kBtu/h)				Total capacity (kBtu/h)		Total input (W)		Total current (A)		Power factor (%)
	A room	B room	C room	D room	A room	B room	C room	D room	Rating	(min ~ max)	Rating	(min ~ max)	Rating	(min ~ max)	Rating
07+12+24	Wall	Wall	Duct	—	5.63	9.86	20.00	—	35.50	9.40 ~ 41.80	2170	580 ~ 2870	8.1	2.2 ~ 10.7	98
07+12+24	Wall	Duct	Wall	—	5.63	9.86	20.00	—	35.50	9.20 ~ 41.80	2150	500 ~ 2830	8.0	1.9 ~ 10.5	98
07+12+24	Wall	Duct	Duct	—	5.57	9.75	19.77	—	35.10	9.70 ~ 40.70	2210	650 ~ 2820	8.2	2.4 ~ 10.5	98
07+15+15	Wall	Wall	Wall	—	5.99	15.00	15.00	—	36.00	9.00 ~ 43.00	2530	430 ~ 3370	9.4	1.6 ~ 12.6	98
07+15+15	Wall	Wall	Duct	—	5.92	14.79	14.79	—	35.50	9.20 ~ 41.80	2310	590 ~ 2990	8.6	2.2 ~ 11.1	98
07+15+15	Wall	Duct	Duct	—	5.85	14.63	14.63	—	35.10	9.50 ~ 40.70	2470	760 ~ 2900	9.2	2.8 ~ 10.8	98
07+15+18	Wall	Wall	Wall	—	5.54	13.85	16.62	—	36.00	9.00 ~ 43.00	2560	430 ~ 3400	9.5	1.6 ~ 12.7	98
07+15+18	Wall	Wall	Duct	—	5.46	13.65	16.39	—	35.50	9.20 ~ 41.80	2250	580 ~ 2980	8.4	2.2 ~ 11.1	98
07+15+18	Wall	Duct	Wall	—	5.46	13.65	16.39	—	35.50	9.20 ~ 41.80	2280	590 ~ 3010	8.5	2.2 ~ 11.2	98
07+15+18	Wall	Duct	Duct	—	5.40	13.50	16.21	—	35.10	9.50 ~ 40.70	2330	750 ~ 2890	8.7	2.8 ~ 10.8	98
07+18+18	Wall	Wall	Wall	—	5.14	15.43	15.43	—	36.00	9.00 ~ 43.00	2590	430 ~ 3430	9.7	1.6 ~ 12.8	98
07+18+18	Wall	Wall	Duct	—	5.08	15.21	15.21	—	35.50	9.20 ~ 41.80	2310	580 ~ 3000	8.6	2.2 ~ 11.2	98
07+18+18	Wall	Duct	Duct	—	5.01	15.04	15.04	—	35.10	9.50 ~ 40.70	2280	740 ~ 2880	8.5	2.8 ~ 10.7	98
09+09+09	Wall	Wall	Wall	—	9.77	9.77	9.77	—	29.30	9.50 ~ 37.30	1500	460 ~ 2180	5.6	1.7 ~ 8.1	98
09+09+09	Wall	Wall	Duct	—	9.57	9.57	9.57	—	28.70	9.60 ~ 35.50	1490	530 ~ 2080	5.6	2.0 ~ 7.8	98
09+09+09	Wall	Duct	Duct	—	9.33	9.33	9.33	—	28.00	9.80 ~ 33.80	1590	590 ~ 2070	5.9	2.2 ~ 7.7	98
09+09+09	Duct	Duct	Duct	—	9.13	9.13	9.13	—	27.40	10.10 ~ 32.00	1620	660 ~ 2060	6.0	2.5 ~ 7.7	98
09+09+12	Wall	Wall	Wall	—	9.26	9.26	12.97	—	31.50	9.40 ~ 39.20	1690	460 ~ 2410	6.3	1.7 ~ 9.0	98
09+09+12	Wall	Wall	Duct	—	9.09	9.09	12.72	—	30.90	9.60 ~ 37.60	1710	530 ~ 2350	6.4	2.0 ~ 8.8	98
09+09+12	Wall	Duct	Wall	—	9.09	9.09	12.72	—	30.90	9.60 ~ 37.60	1700	520 ~ 2340	6.3	1.9 ~ 8.7	98
09+09+12	Wall	Duct	Duct	—	8.94	8.94	12.53	—	30.40	9.80 ~ 36.10	1780	590 ~ 2290	6.6	2.2 ~ 8.5	98
09+09+12	Duct	Duct	Wall	—	8.94	8.94	12.53	—	30.40	9.80 ~ 36.10	1760	590 ~ 2270	6.6	2.2 ~ 8.5	98
09+09+12	Duct	Duct	Duct	—	8.76	8.76	12.26	—	29.80	10.10 ~ 34.50	1890	660 ~ 2370	7.0	2.5 ~ 8.8	98
09+09+15	Wall	Wall	Wall	—	8.45	8.45	16.89	—	33.80	9.20 ~ 41.10	2030	440 ~ 2740	7.6	1.6 ~ 10.2	98
09+09+15	Wall	Wall	Duct	—	8.33	8.33	16.65	—	33.30	9.50 ~ 39.70	1990	610 ~ 2600	7.4	2.3 ~ 9.7	98
09+09+15	Wall	Duct	Wall	—	8.33	8.33	16.65	—	33.30	9.30 ~ 39.70	1960	500 ~ 2570	7.3	1.9 ~ 9.6	98
09+09+15	Wall	Duct	Duct	—	8.18	8.18	16.34	—	32.70	9.60 ~ 38.40	2020	670 ~ 2540	7.5	2.5 ~ 9.5	98
09+09+15	Duct	Duct	Wall	—	8.18	8.18	16.34	—	32.70	9.40 ~ 38.40	1900	560 ~ 2420	7.1	2.1 ~ 9.0	98
09+09+15	Duct	Duct	Duct	—	8.05	8.05	16.10	—	32.20	9.90 ~ 37.00	2090	740 ~ 2580	7.8	2.8 ~ 9.6	98
09+09+18	Wall	Wall	Wall	—	8.18	8.18	19.63	—	36.00	9.20 ~ 43.00	2250	440 ~ 3000	8.4	1.6 ~ 11.2	98
09+09+18	Wall	Wall	Duct	—	8.07	8.07	19.36	—	35.50	9.50 ~ 41.80	2180	600 ~ 2880	8.1	2.2 ~ 10.7	98
09+09+18	Wall	Duct	Wall	—	8.07	8.07	19.36	—	35.50	9.30 ~ 41.80	2140	500 ~ 2820	8.0	1.9 ~ 10.5	98
09+09+18	Wall	Duct	Duct	—	7.98	7.98	19.14	—	35.10	9.60 ~ 40.70	2220	660 ~ 2830	8.3	2.5 ~ 10.5	98
09+09+18	Duct	Duct	Wall	—	7.98	7.98	19.14	—	35.10	9.40 ~ 40.70	2110	560 ~ 2700	7.9	2.1 ~ 10.1	98
09+09+18	Duct	Duct	Duct	—	7.86	7.86	18.87	—	34.60	9.90 ~ 39.50	2340	730 ~ 2870	8.7	2.7 ~ 10.7	98
09+09+24	Wall	Wall	Wall	—	7.44	7.44	21.11	—	36.00	9.10 ~ 43.00	2320	430 ~ 3110	8.6	1.6 ~ 11.6	98
09+09+24	Wall	Wall	Duct	—	7.33	7.33	20.83	—	35.50	9.40 ~ 41.80	2220	580 ~ 2870	8.3	2.2 ~ 10.7	98
09+09+24	Wall	Duct	Wall	—	7.33	7.33	20.83	—	35.50	9.20 ~ 41.80	2220	490 ~ 2910	8.3	1.8 ~ 10.8	98
09+09+24	Wall	Duct	Duct	—	7.25	7.25	20.59	—	35.10	9.60 ~ 40.70	2190	650 ~ 2800	8.2	2.4 ~ 10.4	98
09+09+24	Duct	Duct	Wall	—	7.25	7.25	20.59	—	35.10	9.30 ~ 40.70	2120	550 ~ 2710	7.9	2.0 ~ 10.1	98
09+09+24	Duct	Duct	Duct	—	7.15	7.15	20.30	—	34.60	9.80 ~ 39.50	2310	710 ~ 2780	8.6	2.6 ~ 10.4	98
09+12+12	Wall	Wall	Wall	—	8.88	12.45	12.45	—	33.80	9.40 ~ 41.10	1890	450 ~ 2600	7.0	1.7 ~ 9.7	98
09+12+12	Wall	Wall	Duct	—	8.76	12.27	12.27	—	33.30	9.60 ~ 39.70	1900	520 ~ 2530	7.1	1.9 ~ 9.4	98
09+12+12	Wall	Duct	Duct	—	8.60	12.05	12.05	—	32.70	9.80 ~ 38.40	1990	590 ~ 2580	7.4	2.2 ~ 9.6	98
09+12+12	Duct	Wall	Wall	—	8.76	12.27	12.27	—	33.30	9.50 ~ 39.70	1890	520 ~ 2510	7.0	1.9 ~ 9.4	98
09+12+12	Duct	Wall	Duct	—	8.60	12.05	12.05	—	32.70	9.80 ~ 38.40	1960	590 ~ 2550	7.3	2.2 ~ 9.5	98
09+12+12	Duct	Duct	Duct	—	8.48	11.86	11.86	—	32.20	10.10 ~ 37.00	2150	660 ~ 2610	8.0	2.5 ~ 9.7	98
09+12+15	Wall	Wall	Wall	—	8.18	11.45	16.36	—	36.00	9.10 ~ 43.00	2270	440 ~ 3010	8.5	1.6 ~ 11.2	98
09+12+15	Wall	Wall	Duct	—	8.07	11.30	16.14	—	35.50	9.40 ~ 41.80	2200	600 ~ 2890	8.2	2.2 ~ 10.8	98
09+12+15	Wall	Duct	Wall	—	8.07	11.30	16.14	—	35.50	9.30 ~ 41.80	2130	500 ~ 2810	7.9	1.9 ~ 10.5	98
09+12+15	Wall	Duct	Duct	—	7.98	11.17	15.95	—	35.10	9.60 ~ 40.70	2230	670 ~ 2840	8.3	2.5 ~ 10.6	98
09+12+15	Duct	Wall	Wall	—	8.07	11.30	16.14	—	35.50	9.20 ~ 41.80	2150	500 ~ 2830	8.0	1.9 ~ 10.5	98
09+12+15	Duct	Wall	Duct	—	7.98	11.17	15.95	—	35.10	9.60 ~ 40.70	2210	670 ~ 2820	8.2	2.5 ~ 10.5	98
09+12+15	Duct	Duct	Wall	—	7.98	11.17	15.95	—	35.10	9.40 ~ 40.70	2110	560 ~ 2700	7.9	2.1 ~ 10.1	98
09+12+15	Duct	Duct	Duct	—	7.86	11.01	15.73	—	34.60	9.90 ~ 39.50	2310	740 ~ 2880	8.6	2.8 ~ 10.7	98
09+12+18	Wall	Wall	Wall	—	7.50	10.50	18.00	—	36.00	9.10 ~ 43.00	2290	440 ~ 3080	8.5	1.6 ~ 11.5	98
09+12+18	Wall	Wall	Duct	—	7.40	10.35	17.75	—	35.50	9.40 ~ 41.80	2190	590 ~ 2880	8.2	2.2 ~ 10.7	98
09+12+18	Wall	Duct	Wall	—	7.40	10.35	17.75	—	35.50	9.30 ~ 41.80	2140	500 ~ 2820	8.0	1.9 ~ 10.5	98
09+12+18	Wall	Duct	Duct	—	7.31	10.24	17.55	—	35.10	9.60 ~ 40.70	2260	660 ~ 2830	8.4	2.5 ~ 10.5	98
09+12+18	Duct	Wall	Wall	—	7.40	10.35	17.75	—	35.50	9.20 ~ 41.80	2160	500 ~ 2840	8.1	1.9 ~ 10.6	98
09+12+18	Duct	Wall	Duct	—	7.31	10.24	17.55	—	35.10	9.60 ~ 40.70	2250	660 ~ 2810	8.4	2.5 ~ 10.5	98

Combination of indoor unit	Type of indoor unit				Capacity of each indoor unit										
					Each capacity (kBtu/h)				Total capacity (kBtu/h)		Total input (W)		Total current (A)		Power factor (%)
	A room	B room	C room	D room	A room	B room	C room	D room	Rating	(min ~ max)	Rating	(min ~ max)	Rating	(min ~ max)	Rating
09+12+18	Duct	Duct	Wall	—	7.31	10.24	17.55	—	35.10	9.40 ~ 40.70	2150	560 ~ 2700	8.0	2.1 ~ 10.1	98
09+12+18	Duct	Duct	Duct	—	7.21	10.09	17.30	—	34.60	9.90 ~ 39.50	2300	730 ~ 2870	8.6	2.7 ~ 10.7	98
09+12+24	Wall	Wall	Wall	—	6.87	9.62	19.51	—	36.00	9.10 ~ 43.00	2360	430 ~ 3150	8.8	1.6 ~ 11.7	98
09+12+24	Wall	Wall	Duct	—	6.77	9.48	19.24	—	35.50	9.40 ~ 41.80	2180	580 ~ 2870	8.1	2.2 ~ 10.7	98
09+12+24	Wall	Duct	Wall	—	6.77	9.48	19.24	—	35.50	9.20 ~ 41.80	2220	490 ~ 2910	8.3	1.8 ~ 10.8	98
09+12+24	Wall	Duct	Duct	—	6.70	9.38	19.02	—	35.10	9.60 ~ 40.70	2240	650 ~ 2800	8.3	2.4 ~ 10.4	98
09+12+24	Duct	Wall	Wall	—	6.77	9.48	19.24	—	35.50	9.20 ~ 41.80	2250	490 ~ 2930	8.4	1.8 ~ 10.9	98
09+12+24	Duct	Wall	Duct	—	6.70	9.38	19.02	—	35.10	9.50 ~ 40.70	2190	640 ~ 2790	8.2	2.4 ~ 10.4	98
09+12+24	Duct	Duct	Wall	—	6.70	9.38	19.02	—	35.10	9.30 ~ 40.70	2120	550 ~ 2710	7.9	2.0 ~ 10.1	98
09+12+24	Duct	Duct	Duct	—	6.60	9.24	18.75	—	34.60	9.80 ~ 39.50	2260	710 ~ 2780	8.4	2.6 ~ 10.4	98
09+15+15	Wall	Wall	Wall	—	7.20	14.40	14.40	—	36.00	9.00 ~ 43.00	2640	430 ~ 3440	9.8	1.6 ~ 12.8	98
09+15+15	Wall	Wall	Duct	—	7.10	14.20	14.20	—	35.50	9.20 ~ 41.80	2290	580 ~ 3020	8.5	2.2 ~ 11.3	98
09+15+15	Wall	Duct	Duct	—	7.02	14.04	14.04	—	35.10	9.50 ~ 40.70	2250	750 ~ 2890	8.4	2.8 ~ 10.8	98
09+15+15	Duct	Wall	Wall	—	7.10	14.20	14.20	—	35.50	9.10 ~ 41.80	2380	480 ~ 3110	8.9	1.8 ~ 11.6	98
09+15+15	Duct	Wall	Duct	—	7.02	14.04	14.04	—	35.10	9.30 ~ 40.70	2360	650 ~ 2810	8.8	2.4 ~ 10.5	98
09+15+15	Duct	Duct	Duct	—	6.92	13.84	13.84	—	34.60	9.70 ~ 39.50	2330	820 ~ 2830	8.7	3.1 ~ 10.5	98
09+15+18	Wall	Wall	Wall	—	6.67	13.33	16.00	—	36.00	9.00 ~ 43.00	2670	420 ~ 3520	10.0	1.6 ~ 13.1	98
09+15+18	Wall	Wall	Duct	—	6.57	13.15	15.78	—	35.50	9.20 ~ 41.80	2330	570 ~ 3010	8.7	2.1 ~ 11.2	98
09+15+18	Wall	Duct	Wall	—	6.57	13.15	15.78	—	35.50	9.20 ~ 41.80	2350	580 ~ 3040	8.8	2.2 ~ 11.3	98
09+15+18	Wall	Duct	Duct	—	6.50	13.00	15.60	—	35.10	9.50 ~ 40.70	2240	740 ~ 2880	8.3	2.8 ~ 10.7	98
09+15+18	Duct	Wall	Wall	—	6.57	13.15	15.78	—	35.50	9.10 ~ 41.80	2450	480 ~ 3140	9.1	1.8 ~ 11.7	98
09+15+18	Duct	Wall	Duct	—	6.50	13.00	15.60	—	35.10	9.30 ~ 40.70	2220	640 ~ 2800	8.3	2.4 ~ 10.4	98
09+15+18	Duct	Duct	Wall	—	6.50	13.00	15.60	—	35.10	9.30 ~ 40.70	2240	640 ~ 2820	8.3	2.4 ~ 10.5	98
09+15+18	Duct	Duct	Duct	—	6.41	12.81	15.38	—	34.60	9.70 ~ 39.50	2320	810 ~ 2820	8.6	3.0 ~ 10.5	98
09+15+24	Wall	Wall	Wall	—	6.16	12.33	17.51	—	36.00	9.00 ~ 43.00	2840	420 ~ 3550	10.6	1.6 ~ 13.2	98
09+15+24	Wall	Wall	Duct	—	6.08	12.16	17.26	—	35.50	9.10 ~ 41.80	2340	560 ~ 3030	8.7	2.1 ~ 11.3	98
09+15+24	Wall	Duct	Wall	—	6.08	12.16	17.26	—	35.50	9.10 ~ 41.80	2420	580 ~ 3150	9.0	2.2 ~ 11.7	98
09+15+24	Wall	Duct	Duct	—	6.01	12.02	17.07	—	35.10	9.40 ~ 40.70	2270	730 ~ 2870	8.5	2.7 ~ 10.7	98
09+15+24	Duct	Wall	Wall	—	6.08	12.16	17.26	—	35.50	9.00 ~ 41.80	2540	480 ~ 3280	9.5	1.8 ~ 12.2	98
09+15+24	Duct	Wall	Duct	—	6.01	12.02	17.07	—	35.10	9.30 ~ 40.70	2260	620 ~ 2800	8.4	2.3 ~ 10.4	98
09+15+24	Duct	Duct	Wall	—	6.01	12.02	17.07	—	35.10	9.20 ~ 40.70	2320	640 ~ 2900	8.6	2.4 ~ 10.8	98
09+15+24	Duct	Duct	Duct	—	5.92	11.85	16.83	—	34.60	9.60 ~ 39.50	2340	790 ~ 2800	8.7	2.9 ~ 10.4	98
09+18+18	Wall	Wall	Wall	—	6.22	14.90	14.90	—	36.00	9.00 ~ 43.00	2700	420 ~ 3550	10.1	1.6 ~ 13.2	98
09+18+18	Wall	Wall	Duct	—	6.11	14.69	14.69	—	35.50	9.20 ~ 41.80	2340	570 ~ 3030	8.7	2.1 ~ 11.3	98
09+18+18	Wall	Duct	Duct	—	6.05	14.52	14.52	—	35.10	9.50 ~ 40.70	2280	730 ~ 2870	8.5	2.7 ~ 10.7	98
09+18+18	Duct	Wall	Wall	—	6.11	14.69	14.69	—	35.50	9.00 ~ 41.80	2520	480 ~ 3210	9.4	1.8 ~ 12.0	98
09+18+18	Duct	Wall	Duct	—	6.05	14.52	14.52	—	35.10	9.30 ~ 40.70	2270	630 ~ 2810	8.5	2.3 ~ 10.5	98
09+18+18	Duct	Duct	Duct	—	5.97	14.32	14.32	—	34.60	9.70 ~ 39.50	2310	800 ~ 2810	8.6	3.0 ~ 10.5	98
12+12+12	Wall	Wall	Wall	—	12.00	12.00	12.00	—	36.00	9.30 ~ 43.00	2110	450 ~ 2860	7.9	1.7 ~ 10.7	98
12+12+12	Wall	Wall	Duct	—	11.83	11.83	11.83	—	35.50	9.50 ~ 41.80	2100	520 ~ 2810	7.8	1.9 ~ 10.5	98
12+12+12	Wall	Duct	Duct	—	11.70	11.70	11.70	—	35.10	9.80 ~ 40.70	2180	590 ~ 2850	8.1	2.2 ~ 10.6	98
12+12+12	Duct	Duct	Duct	—	11.53	11.53	11.53	—	34.60	10.10 ~ 39.50	2370	660 ~ 2920	8.8	2.5 ~ 10.9	98
12+12+15	Wall	Wall	Wall	—	10.50	10.50	15.00	—	36.00	9.10 ~ 43.00	2310	430 ~ 3100	8.6	1.6 ~ 11.6	98
12+12+15	Wall	Wall	Duct	—	10.35	10.35	14.80	—	35.50	9.40 ~ 41.80	2200	600 ~ 2890	8.2	2.2 ~ 10.8	98
12+12+15	Wall	Duct	Wall	—	10.35	10.35	14.80	—	35.50	9.20 ~ 41.80	2150	500 ~ 2830	8.0	1.9 ~ 10.5	98
12+12+15	Wall	Duct	Duct	—	10.24	10.24	14.62	—	35.10	9.60 ~ 40.70	2260	670 ~ 2820	8.4	2.5 ~ 10.5	98
12+12+15	Duct	Duct	Wall	—	10.24	10.24	14.62	—	35.10	9.40 ~ 40.70	2070	560 ~ 2700	7.7	2.1 ~ 10.1	98
12+12+15	Duct	Duct	Duct	—	10.09	10.09	14.42	—	34.60	9.90 ~ 39.50	2310	740 ~ 2880	8.6	2.8 ~ 10.7	98
12+12+18	Wall	Wall	Wall	—	9.69	9.69	16.62	—	36.00	9.10 ~ 43.00	2330	430 ~ 3120	8.7	1.6 ~ 11.6	98
12+12+18	Wall	Wall	Duct	—	9.56	9.56	16.38	—	35.50	9.40 ~ 41.80	2190	590 ~ 2880	8.2	2.2 ~ 10.7	98
12+12+18	Wall	Duct	Wall	—	9.56	9.56	16.38	—	35.50	9.20 ~ 41.80	2200	500 ~ 2840	8.2	1.9 ~ 10.6	98
12+12+18	Wall	Duct	Duct	—	9.45	9.45	16.19	—	35.10	9.60 ~ 40.70	2160	660 ~ 2810	8.1	2.5 ~ 10.5	98
12+12+18	Duct	Duct	Wall	—	9.45	9.45	16.19	—	35.10	9.40 ~ 40.70	2070	560 ~ 2700	7.7	2.1 ~ 10.1	98
12+12+18	Duct	Duct	Duct	—	9.32	9.32	15.98	—	34.60	9.90 ~ 39.50	2300	730 ~ 2870	8.6	2.7 ~ 10.7	98
12+12+24	Wall	Wall	Wall	—	8.94	8.94	18.13	—	36.00	9.00 ~ 43.00	2410	430 ~ 3250	9.0	1.6 ~ 12.1	98
12+12+24	Wall	Wall	Duct	—	8.81	8.81	17.88	—	35.50	9.30 ~ 41.80	2190	570 ~ 2880	8.2	2.1 ~ 10.7	98
12+12+24	Wall	Duct	Wall	—	8.81	8.81	17.88	—	35.50	9.20 ~ 41.80	2200	490 ~ 2930	8.2	1.8 ~ 10.9	98
12+12+24	Wall	Duct	Duct	—	8.71	8.71	17.67	—	35.10	9.50 ~ 40.70	2190	640 ~ 2790	8.2	2.4 ~ 10.4	98
12+12+24	Duct	Duct	Wall	—	8.71	8.71	17.67	—	35.10	9.30 ~ 40.70	2120	550 ~ 2710	7.9	2.0 ~ 10.1	98
12+12+24	Duct	Duct	Duct	—	8.59	8.59	17.41	—	34.60	9.60 ~ 39.50	2160	700 ~ 2700	8.1	2.6 ~ 10.1	98
12+15+15	Wall	Wall	Wall	—	9.33	13.33	13.33	—	36.00	9.00 ~ 43.00	2700	420 ~ 3550	10.1	1.6 ~ 13.2	98

Combination of indoor unit	Type of indoor unit				Capacity of each indoor unit										
					Each capacity (kBtu/h)				Total capacity (kBtu/h)		Total input (W)		Total current (A)		Power factor (%)
	A room	B room	C room	D room	A room	B room	C room	D room	Rating	(min ~ max)	Rating	(min ~ max)	Rating	(min ~ max)	Rating
12+15+15	Wall	Wall	Duct	—	9.19	13.15	13.15	—	35.50	9.10 ~ 41.80	2370	580 ~ 3050	8.8	2.2 ~ 11.4	98
12+15+15	Wall	Duct	Duct	—	9.10	13.00	13.00	—	35.10	9.40 ~ 40.70	2300	750 ~ 2890	8.6	2.8 ~ 10.8	98
12+15+15	Duct	Wall	Wall	—	9.19	13.15	13.15	—	35.50	9.10 ~ 41.80	2420	480 ~ 3110	9.0	1.8 ~ 11.6	98
12+15+15	Duct	Wall	Duct	—	9.10	13.00	13.00	—	35.10	9.30 ~ 40.70	2230	650 ~ 2810	8.3	2.4 ~ 10.5	98
12+15+15	Duct	Duct	Duct	—	8.97	12.81	12.81	—	34.60	9.70 ~ 39.50	2330	820 ~ 2830	8.7	3.1 ~ 10.5	98
12+15+18	Wall	Wall	Wall	—	8.69	12.41	14.90	—	36.00	9.00 ~ 43.00	2740	420 ~ 3540	10.2	1.6 ~ 13.2	98
12+15+18	Wall	Wall	Duct	—	8.56	12.24	14.69	—	35.50	9.10 ~ 41.80	2360	570 ~ 3040	8.8	2.1 ~ 11.3	98
12+15+18	Wall	Duct	Wall	—	8.56	12.24	14.69	—	35.50	9.10 ~ 41.80	2390	580 ~ 3070	8.9	2.2 ~ 11.4	98
12+15+18	Wall	Duct	Duct	—	8.47	12.10	14.52	—	35.10	9.40 ~ 40.70	2290	740 ~ 2880	8.5	2.8 ~ 10.7	98
12+15+18	Duct	Wall	Wall	—	8.57	12.24	14.70	—	35.50	9.10 ~ 41.80	2450	480 ~ 3140	9.1	1.8 ~ 11.7	98
12+15+18	Duct	Wall	Duct	—	8.47	12.10	14.52	—	35.10	9.30 ~ 40.70	2220	640 ~ 2800	8.3	2.4 ~ 10.4	98
12+15+18	Duct	Duct	Wall	—	8.47	12.10	14.52	—	35.10	9.30 ~ 40.70	2280	640 ~ 2820	8.5	2.4 ~ 10.5	98
12+15+18	Duct	Duct	Duct	—	8.35	11.93	14.32	—	34.60	9.70 ~ 39.50	2320	810 ~ 2820	8.6	3.0 ~ 10.5	98
12+18+18	Wall	Wall	Wall	—	8.13	13.94	13.94	—	36.00	9.00 ~ 43.00	2820	420 ~ 3530	10.5	1.6 ~ 13.2	98
12+18+18	Wall	Wall	Duct	—	8.03	13.74	13.74	—	35.50	9.10 ~ 41.80	2330	570 ~ 3060	8.7	2.1 ~ 11.4	98
12+18+18	Wall	Duct	Duct	—	7.93	13.59	13.59	—	35.10	9.40 ~ 40.70	2280	730 ~ 2870	8.5	2.7 ~ 10.7	98
12+18+18	Duct	Wall	Wall	—	8.03	13.74	13.74	—	35.50	9.00 ~ 41.80	2430	480 ~ 3210	9.1	1.8 ~ 12.0	98
12+18+18	Duct	Wall	Duct	—	7.93	13.59	13.59	—	35.10	9.30 ~ 40.70	2230	630 ~ 2810	8.3	2.3 ~ 10.5	98
12+18+18	Duct	Duct	Duct	—	7.80	13.39	13.39	—	34.60	9.70 ~ 39.50	2270	800 ~ 2810	8.5	3.0 ~ 10.5	98
15+15+15	Wall	Wall	Wall	—	12.00	12.00	12.00	—	36.00	9.00 ~ 43.00	3360	420 ~ 3550	12.5	1.6 ~ 13.2	98
15+15+15	Wall	Wall	Duct	—	11.83	11.83	11.83	—	35.50	9.00 ~ 41.80	2730	570 ~ 3480	10.2	2.1 ~ 13.0	98
15+15+15	Wall	Duct	Duct	—	11.70	11.70	11.70	—	35.10	9.20 ~ 40.70	2430	730 ~ 3020	9.1	2.7 ~ 11.3	98
15+15+15	Duct	Duct	Duct	—	11.53	11.53	11.53	—	34.60	9.50 ~ 39.50	2400	900 ~ 2890	8.9	3.4 ~ 10.8	98
15+15+18	Wall	Wall	Wall	—	11.25	11.25	13.50	—	36.00	9.00 ~ 43.00	3400	420 ~ 3550	12.7	1.6 ~ 13.2	98
15+15+18	Wall	Wall	Duct	—	11.09	11.09	13.31	—	35.50	9.00 ~ 41.80	2670	560 ~ 3470	10.0	2.1 ~ 12.9	98
15+15+18	Wall	Duct	Wall	—	11.09	11.09	13.31	—	35.50	9.00 ~ 41.80	2760	570 ~ 3510	10.3	2.1 ~ 13.1	98
15+15+18	Wall	Duct	Duct	—	10.97	10.97	13.16	—	35.10	9.20 ~ 40.70	2420	720 ~ 3010	9.0	2.7 ~ 11.2	98
15+15+18	Duct	Duct	Wall	—	10.97	10.97	13.16	—	35.10	9.20 ~ 40.70	2450	730 ~ 3030	9.1	2.7 ~ 11.3	98
15+15+18	Duct	Duct	Duct	—	10.81	10.81	12.97	—	34.60	9.50 ~ 39.50	2350	890 ~ 2880	8.8	3.3 ~ 10.7	98
07+07+07+07	Wall	Wall	Wall	Wall	7.50	7.50	7.50	7.50	30.00	9.20 ~ 37.90	1670	440 ~ 2410	6.2	1.6 ~ 9.0	98
07+07+07+09	Wall	Wall	Wall	Wall	7.41	7.41	7.41	9.27	31.50	9.10 ~ 39.20	1810	440 ~ 2580	6.7	1.6 ~ 9.6	98
07+07+07+09	Wall	Wall	Wall	Duct	7.32	7.32	7.32	9.15	31.10	9.30 ~ 38.00	1900	500 ~ 2400	7.1	1.9 ~ 8.9	98
07+07+07+12	Wall	Wall	Wall	Wall	7.12	7.12	7.12	12.45	33.80	9.10 ~ 41.10	2090	430 ~ 2850	7.8	1.6 ~ 10.6	98
07+07+07+12	Wall	Wall	Wall	Duct	7.03	7.03	7.03	12.30	33.40	9.30 ~ 40.10	2140	500 ~ 2640	8.0	1.9 ~ 9.8	98
07+07+07+15	Wall	Wall	Wall	Wall	6.55	6.55	6.55	16.35	36.00	9.00 ~ 43.00	2690	420 ~ 3540	10.0	1.6 ~ 13.2	98
07+07+07+15	Wall	Wall	Wall	Duct	6.49	6.49	6.49	16.24	35.70	9.10 ~ 42.10	2580	580 ~ 3050	9.6	2.2 ~ 11.4	98
07+07+07+18	Wall	Wall	Wall	Wall	6.00	6.00	6.00	18.01	36.00	9.00 ~ 43.00	2770	420 ~ 3530	10.3	1.6 ~ 13.2	98
07+07+07+18	Wall	Wall	Wall	Duct	5.95	5.95	5.95	17.84	35.70	9.10 ~ 42.10	2620	570 ~ 3040	9.8	2.1 ~ 11.3	98
07+07+07+24	Wall	Wall	Wall	Wall	5.50	5.50	5.50	19.52	36.00	9.00 ~ 43.00	2900	420 ~ 3520	10.8	1.6 ~ 13.1	98
07+07+07+24	Wall	Wall	Wall	Duct	5.45	5.45	5.45	19.34	35.70	9.10 ~ 42.10	2590	560 ~ 3110	9.7	2.1 ~ 11.6	98
07+07+09+09	Wall	Wall	Wall	Wall	7.33	7.33	9.17	9.17	33.00	9.10 ~ 40.50	2010	430 ~ 2760	7.5	1.6 ~ 10.3	98
07+07+09+09	Wall	Wall	Wall	Duct	7.24	7.24	9.06	9.06	32.60	9.20 ~ 39.40	2080	490 ~ 2570	7.8	1.8 ~ 9.6	98
07+07+09+09	Wall	Wall	Duct	Duct	7.16	7.16	8.94	8.94	32.20	9.30 ~ 38.40	2160	560 ~ 2470	8.1	2.1 ~ 9.2	98
07+07+09+12	Wall	Wall	Wall	Wall	7.06	7.06	8.83	12.35	35.30	9.10 ~ 42.40	2260	430 ~ 3090	8.4	1.6 ~ 11.5	98
07+07+09+12	Wall	Wall	Wall	Duct	6.98	6.98	8.73	12.21	34.90	9.20 ~ 41.50	2250	490 ~ 2800	8.4	1.8 ~ 10.4	98
07+07+09+12	Wall	Wall	Duct	Wall	6.98	6.98	8.73	12.21	34.90	9.20 ~ 41.50	2320	490 ~ 2830	8.6	1.8 ~ 10.5	98
07+07+09+12	Wall	Wall	Duct	Duct	6.92	6.92	8.65	12.10	34.60	9.30 ~ 40.60	2380	560 ~ 2710	8.9	2.1 ~ 10.1	98
07+07+09+15	Wall	Wall	Wall	Wall	6.26	6.26	7.83	15.66	36.00	9.00 ~ 43.00	2770	420 ~ 3520	10.3	1.6 ~ 13.1	98
07+07+09+15	Wall	Wall	Wall	Duct	6.21	6.21	7.76	15.51	35.70	9.10 ~ 42.10	2580	580 ~ 3140	9.6	2.2 ~ 11.7	98
07+07+09+15	Wall	Wall	Duct	Wall	6.21	6.21	7.76	15.51	35.70	9.00 ~ 42.10	2750	480 ~ 3260	10.2	1.8 ~ 12.1	98
07+07+09+15	Wall	Wall	Duct	Duct	6.14	6.14	7.67	15.34	35.30	9.20 ~ 41.30	2660	640 ~ 2890	9.9	2.4 ~ 10.8	98
07+07+09+18	Wall	Wall	Wall	Wall	5.76	5.76	7.20	17.29	36.00	9.00 ~ 43.00	2850	420 ~ 3560	10.6	1.6 ~ 13.3	98
07+07+09+18	Wall	Wall	Wall	Duct	5.71	5.71	7.14	17.14	35.70	9.10 ~ 42.10	2610	570 ~ 3130	9.7	2.1 ~ 11.7	98
07+07+09+18	Wall	Wall	Duct	Wall	5.71	5.71	7.14	17.14	35.70	9.00 ~ 42.10	2820	480 ~ 3340	10.5	1.8 ~ 12.4	98
07+07+09+18	Wall	Wall	Duct	Duct	5.65	5.65	7.06	16.93	35.30	9.20 ~ 41.30	2650	630 ~ 2930	9.9	2.3 ~ 10.9	98
07+07+09+24	Wall	Wall	Wall	Wall	5.29	5.29	6.61	18.79	36.00	9.00 ~ 43.00	3040	420 ~ 3560	11.3	1.6 ~ 13.3	98
07+07+09+24	Wall	Wall	Wall	Duct	5.25	5.25	6.56	18.64	35.70	9.10 ~ 42.10	2630	560 ~ 3150	9.8	2.1 ~ 11.7	98
07+07+09+24	Wall	Wall	Duct	Wall	5.25	5.25	6.56	18.64	35.70	9.00 ~ 42.10	2980	470 ~ 3500	11.1	1.8 ~ 13.0	98
07+07+09+24	Wall	Wall	Duct	Duct	5.19	5.19	6.50	18.43	35.30	9.20 ~ 41.30	2710	610 ~ 2940	10.1	2.3 ~ 11.0	98
07+07+12+12	Wall	Wall	Wall	Wall	6.55	6.55	11.45	11.45	36.00	9.10 ~ 43.00	2390	430 ~ 3230	8.9	1.6 ~ 12.0	98
07+07+12+12	Wall	Wall	Wall	Duct	6.49	6.49	11.36	11.36	35.70	9.20 ~ 42.10	2410	490 ~ 2920	9.0	1.8 ~ 10.9	98

Combination of indoor unit	Type of indoor unit				Capacity of each indoor unit										
					Each capacity (kBtu/h)				Total capacity (kBtu/h)		Total input (W)		Total current (A)		Power factor (%)
	A room	B room	C room	D room	A room	B room	C room	D room	Rating	(min ~ max)	Rating	(min ~ max)	Rating	(min ~ max)	Rating
07+07+12+12	Wall	Wall	Duct	Duct	6.42	6.42	11.23	11.23	35.30	9.30 ~ 41.30	2520	560 ~ 2750	9.4	2.1 ~ 10.2	98
07+07+12+15	Wall	Wall	Wall	Wall	5.76	5.76	10.08	14.41	36.00	9.00 ~ 43.00	2890	420 ~ 3550	10.8	1.6 ~ 13.2	98
07+07+12+15	Wall	Wall	Wall	Duct	5.71	5.71	10.00	14.28	35.70	9.10 ~ 42.10	2660	580 ~ 3180	9.9	2.2 ~ 11.9	98
07+07+12+15	Wall	Wall	Duct	Wall	5.71	5.71	10.00	14.28	35.70	9.00 ~ 42.10	2750	480 ~ 3260	10.2	1.8 ~ 12.1	98
07+07+12+15	Wall	Wall	Duct	Duct	5.65	5.65	9.88	14.11	35.30	9.20 ~ 41.30	2660	640 ~ 2940	9.9	2.4 ~ 11.0	98
07+07+12+18	Wall	Wall	Wall	Wall	5.33	5.33	9.33	16.00	36.00	9.00 ~ 43.00	2930	420 ~ 3540	10.9	1.6 ~ 13.2	98
07+07+12+18	Wall	Wall	Wall	Duct	5.29	5.29	9.26	15.86	35.70	9.10 ~ 42.10	2650	570 ~ 3170	9.9	2.1 ~ 11.8	98
07+07+12+18	Wall	Wall	Duct	Wall	5.29	5.29	9.26	15.86	35.70	9.00 ~ 42.10	2770	480 ~ 3340	10.3	1.8 ~ 12.4	98
07+07+12+18	Wall	Wall	Duct	Duct	5.23	5.23	9.15	15.69	35.30	9.20 ~ 41.30	2650	630 ~ 2930	9.9	2.3 ~ 10.9	98
07+07+15+15	Wall	Wall	Wall	Wall	5.14	5.14	12.86	12.86	36.00	9.00 ~ 43.00	3550	420 ~ 3650	13.2	1.6 ~ 13.6	98
07+07+15+15	Wall	Wall	Wall	Duct	5.10	5.10	12.75	12.75	35.70	9.00 ~ 42.10	3090	570 ~ 3610	11.5	2.1 ~ 13.5	98
07+07+15+15	Wall	Wall	Duct	Duct	5.04	5.04	12.61	12.61	35.30	9.10 ~ 41.30	2850	720 ~ 3130	10.6	2.7 ~ 11.7	98
07+07+15+18	Wall	Wall	Wall	Wall	4.80	4.80	12.00	14.40	36.00	9.00 ~ 43.00	3550	420 ~ 3700	13.2	1.6 ~ 13.8	98
07+07+15+18	Wall	Wall	Wall	Duct	4.76	4.76	11.91	14.28	35.70	9.00 ~ 42.10	2980	560 ~ 3600	11.1	2.1 ~ 13.4	98
07+07+15+18	Wall	Wall	Duct	Wall	4.76	4.76	11.90	14.28	35.70	9.00 ~ 42.10	3080	570 ~ 3600	11.5	2.1 ~ 13.4	98
07+07+15+18	Wall	Wall	Duct	Duct	4.71	4.71	11.77	14.12	35.30	9.10 ~ 41.30	2800	710 ~ 3120	10.4	2.6 ~ 11.6	98
07+09+09+09	Wall	Wall	Wall	Wall	7.27	9.08	9.08	9.08	34.50	9.10 ~ 41.70	2180	430 ~ 2990	8.1	1.6 ~ 11.1	98
07+09+09+09	Wall	Wall	Wall	Duct	7.17	8.97	8.97	8.97	34.10	9.30 ~ 40.70	2100	500 ~ 2680	7.8	1.9 ~ 10.0	98
07+09+09+09	Wall	Wall	Duct	Duct	7.12	8.89	8.89	8.89	33.80	9.30 ~ 39.80	2200	560 ~ 2610	8.2	2.1 ~ 9.7	98
07+09+09+09	Wall	Duct	Duct	Duct	7.02	8.79	8.79	8.79	33.40	9.50 ~ 38.80	2330	620 ~ 2520	8.7	2.3 ~ 9.4	98
07+09+09+12	Wall	Wall	Wall	Wall	6.86	8.57	8.57	12.00	36.00	9.10 ~ 43.00	2400	430 ~ 3240	8.9	1.6 ~ 12.1	98
07+09+09+12	Wall	Wall	Wall	Duct	6.80	8.50	8.50	11.90	35.70	9.20 ~ 42.10	2330	490 ~ 2930	8.7	1.8 ~ 10.9	98
07+09+09+12	Wall	Wall	Duct	Wall	6.80	8.50	8.50	11.90	35.70	9.10 ~ 42.10	2400	490 ~ 2960	8.9	1.8 ~ 11.0	98
07+09+09+12	Wall	Wall	Duct	Duct	6.72	8.40	8.40	11.76	35.30	9.30 ~ 41.30	2390	550 ~ 2770	8.9	2.0 ~ 10.3	98
07+09+09+12	Wall	Duct	Duct	Wall	6.72	8.40	8.40	11.76	35.30	9.30 ~ 41.30	2410	550 ~ 2780	9.0	2.0 ~ 10.4	98
07+09+09+12	Wall	Duct	Duct	Duct	6.67	8.33	8.33	11.68	35.00	9.50 ~ 40.40	2520	620 ~ 2710	9.4	2.3 ~ 10.1	98
07+09+09+15	Wall	Wall	Wall	Wall	6.00	7.50	7.50	15.00	36.00	9.00 ~ 43.00	2890	420 ~ 3560	10.8	1.6 ~ 13.3	98
07+09+09+15	Wall	Wall	Wall	Duct	5.95	7.44	7.44	14.88	35.70	9.10 ~ 42.10	2620	580 ~ 3180	9.8	2.2 ~ 11.9	98
07+09+09+15	Wall	Wall	Duct	Wall	5.95	7.44	7.44	14.88	35.70	9.00 ~ 42.10	2760	480 ~ 3380	10.3	1.8 ~ 12.6	98
07+09+09+15	Wall	Wall	Duct	Duct	5.88	7.35	7.35	14.70	35.30	9.20 ~ 41.30	2600	640 ~ 2970	9.7	2.4 ~ 11.1	98
07+09+09+15	Wall	Duct	Duct	Wall	5.88	7.35	7.35	14.70	35.30	9.10 ~ 41.30	2680	530 ~ 3100	10.0	2.0 ~ 11.6	98
07+09+09+15	Wall	Duct	Duct	Duct	5.83	7.29	7.29	14.58	35.00	9.30 ~ 40.40	2630	700 ~ 2810	9.8	2.6 ~ 10.5	98
07+09+09+18	Wall	Wall	Wall	Wall	5.54	6.92	6.92	16.63	36.00	9.00 ~ 43.00	2930	420 ~ 3550	10.9	1.6 ~ 13.2	98
07+09+09+18	Wall	Wall	Wall	Duct	5.49	6.87	6.87	16.48	35.70	9.10 ~ 42.10	2610	570 ~ 3170	9.7	2.1 ~ 11.8	98
07+09+09+18	Wall	Wall	Duct	Wall	5.49	6.87	6.87	16.48	35.70	9.00 ~ 42.10	2800	480 ~ 3410	10.4	1.8 ~ 12.7	98
07+09+09+18	Wall	Wall	Duct	Duct	5.43	6.79	6.79	16.29	35.30	9.20 ~ 41.30	2590	630 ~ 2960	9.7	2.3 ~ 11.0	98
07+09+09+18	Wall	Duct	Duct	Wall	5.43	6.79	6.79	16.29	35.30	9.10 ~ 41.30	2710	530 ~ 3130	10.1	2.0 ~ 11.7	98
07+09+09+18	Wall	Duct	Duct	Duct	5.38	6.73	6.73	16.16	35.00	9.30 ~ 40.40	2660	690 ~ 2800	9.9	2.6 ~ 10.4	98
07+09+12+12	Wall	Wall	Wall	Wall	6.26	7.83	10.96	10.96	36.00	9.00 ~ 43.00	2490	430 ~ 3290	9.3	1.6 ~ 12.3	98
07+09+12+12	Wall	Wall	Wall	Duct	6.21	7.76	10.87	10.87	35.70	9.10 ~ 42.10	2400	490 ~ 2960	8.9	1.8 ~ 11.0	98
07+09+12+12	Wall	Wall	Duct	Duct	6.14	7.67	10.74	10.74	35.30	9.30 ~ 41.30	2390	550 ~ 2770	8.9	2.0 ~ 10.3	98
07+09+12+12	Wall	Duct	Wall	Wall	6.21	7.76	10.87	10.87	35.70	9.10 ~ 42.10	2440	490 ~ 3040	9.1	1.8 ~ 11.3	98
07+09+12+12	Wall	Duct	Wall	Duct	6.14	7.67	10.74	10.74	35.30	9.30 ~ 41.30	2410	550 ~ 2780	9.0	2.0 ~ 10.4	98
07+09+12+12	Wall	Duct	Duct	Duct	6.08	7.61	10.65	10.65	35.00	9.50 ~ 40.40	2470	620 ~ 2710	9.2	2.3 ~ 10.1	98
07+09+12+15	Wall	Wall	Wall	Wall	5.54	6.92	9.69	13.85	36.00	9.00 ~ 43.00	3020	420 ~ 3540	11.3	1.6 ~ 13.2	98
07+09+12+15	Wall	Wall	Wall	Duct	5.49	6.87	9.61	13.73	35.70	9.10 ~ 42.10	2670	570 ~ 3280	10.0	2.1 ~ 12.2	98
07+09+12+15	Wall	Wall	Duct	Wall	5.49	6.87	9.61	13.73	35.70	9.00 ~ 42.10	2760	480 ~ 3380	10.3	1.8 ~ 12.6	98
07+09+12+15	Wall	Wall	Duct	Duct	5.43	6.79	9.50	13.58	35.30	9.20 ~ 41.30	2550	640 ~ 2970	9.5	2.4 ~ 11.1	98
07+09+12+15	Wall	Duct	Wall	Wall	5.49	6.87	9.61	13.73	35.70	9.00 ~ 42.10	2870	480 ~ 3490	10.7	1.8 ~ 13.0	98
07+09+12+15	Wall	Duct	Wall	Duct	5.43	6.79	9.50	13.58	35.30	9.10 ~ 41.30	2630	630 ~ 3000	9.8	2.3 ~ 11.2	98
07+09+12+15	Wall	Duct	Duct	Wall	5.43	6.79	9.50	13.58	35.30	9.10 ~ 41.30	2680	530 ~ 3100	10.0	2.0 ~ 11.6	98
07+09+12+15	Wall	Duct	Duct	Duct	5.38	6.73	9.42	13.46	35.00	9.30 ~ 40.40	2630	700 ~ 2810	9.8	2.6 ~ 10.5	98
07+09+12+18	Wall	Wall	Wall	Wall	5.14	6.43	9.00	15.43	36.00	9.00 ~ 43.00	3060	420 ~ 3540	11.4	1.6 ~ 13.2	98
07+09+12+18	Wall	Wall	Wall	Duct	5.10	6.38	8.92	15.30	35.70	9.10 ~ 42.10	2660	560 ~ 3270	9.9	2.1 ~ 12.2	98
07+09+12+18	Wall	Wall	Duct	Wall	5.10	6.38	8.93	15.30	35.70	9.00 ~ 42.10	2800	480 ~ 3410	10.4	1.8 ~ 12.7	98
07+09+12+18	Wall	Wall	Duct	Duct	5.04	6.30	8.83	15.13	35.30	9.20 ~ 41.30	2590	630 ~ 2960	9.7	2.3 ~ 11.0	98
07+09+12+18	Wall	Duct	Wall	Wall	5.10	6.38	8.93	15.30	35.70	9.00 ~ 42.10	2910	470 ~ 3520	10.8	1.8 ~ 13.1	98
07+09+12+18	Wall	Duct	Wall	Duct	5.04	6.30	8.83	15.13	35.30	9.10 ~ 41.30	2620	620 ~ 2990	9.8	2.3 ~ 11.1	98
07+09+12+18	Wall	Duct	Duct	Wall	5.04	6.30	8.83	15.13	35.30	9.10 ~ 41.30	2710	530 ~ 3130	10.1	2.0 ~ 11.7	98
07+09+12+18	Wall	Duct	Duct	Duct	5.00	6.25	8.75	15.00	35.00	9.30 ~ 40.40	2620	690 ~ 2800	9.8	2.6 ~ 10.4	98
07+09+15+15	Wall	Wall	Wall	Wall	4.97	6.21	12.42	12.41	36.00	9.00 ~ 43.00	3820	420 ~ 3820	14.2	1.6 ~ 14.2	98

Combination of indoor unit	Type of indoor unit				Capacity of each indoor unit										
					Each capacity (kBtu/h)				Total capacity (kBtu/h)		Total input (W)		Total current (A)		Power factor (%)
	A room	B room	C room	D room	A room	B room	C room	D room	Rating	(min ~ max)	Rating	(min ~ max)	Rating	(min ~ max)	Rating
07+09+15+15	Wall	Wall	Wall	Duct	4.92	6.16	12.31	12.31	35.70	9.00 ~ 42.10	3170	570 ~ 3590	11.8	2.1 ~ 13.4	98
07+09+15+15	Wall	Wall	Duct	Duct	4.87	6.09	12.17	12.17	35.30	9.10 ~ 41.30	2810	720 ~ 3270	10.5	2.7 ~ 12.2	98
07+09+15+15	Wall	Duct	Wall	Wall	4.92	6.16	12.31	12.31	35.70	9.00 ~ 42.10	3530	470 ~ 3580	13.2	1.8 ~ 13.3	98
07+09+15+15	Wall	Duct	Wall	Duct	4.87	6.09	12.17	12.17	35.30	9.00 ~ 41.30	2990	620 ~ 3460	11.1	2.3 ~ 12.9	98
07+09+15+15	Wall	Duct	Duct	Duct	4.83	6.03	12.07	12.07	35.00	9.20 ~ 40.40	2780	780 ~ 3020	10.4	2.9 ~ 11.3	98
07+12+12+12	Wall	Wall	Wall	Wall	5.77	10.08	10.08	10.08	36.00	9.00 ~ 43.00	2550	430 ~ 3390	9.5	1.6 ~ 12.6	98
07+12+12+12	Wall	Wall	Wall	Duct	5.72	10.00	10.00	10.00	35.70	9.10 ~ 42.10	2440	490 ~ 3040	9.1	1.8 ~ 11.3	98
07+12+12+12	Wall	Wall	Duct	Duct	5.65	9.88	9.88	9.88	35.30	9.30 ~ 41.30	2410	550 ~ 2780	9.0	2.0 ~ 10.4	98
07+12+12+12	Wall	Duct	Duct	Duct	5.60	9.80	9.80	9.80	35.00	9.50 ~ 40.40	2520	620 ~ 2710	9.4	2.3 ~ 10.1	98
07+12+12+15	Wall	Wall	Wall	Wall	5.14	9.00	9.00	12.86	36.00	9.00 ~ 43.00	3150	420 ~ 3530	11.7	1.6 ~ 13.2	98
07+12+12+15	Wall	Wall	Wall	Duct	5.09	8.93	8.93	12.75	35.70	9.00 ~ 42.10	2770	570 ~ 3330	10.3	2.1 ~ 12.4	98
07+12+12+15	Wall	Wall	Duct	Wall	5.10	8.93	8.93	12.75	35.70	9.00 ~ 42.10	2870	480 ~ 3490	10.7	1.8 ~ 13.0	98
07+12+12+15	Wall	Wall	Duct	Duct	5.04	8.83	8.83	12.61	35.30	9.10 ~ 41.30	2630	630 ~ 3000	9.8	2.3 ~ 11.2	98
07+12+12+15	Wall	Duct	Duct	Wall	5.05	8.83	8.83	12.61	35.30	9.10 ~ 41.30	2680	530 ~ 3100	10.0	2.0 ~ 11.6	98
07+12+12+15	Wall	Duct	Duct	Duct	4.99	8.75	8.75	12.50	35.00	9.30 ~ 40.40	2630	700 ~ 2810	9.8	2.6 ~ 10.5	98
09+09+09+09	Wall	Wall	Wall	Wall	9.00	9.00	9.00	9.00	36.00	9.10 ~ 43.00	2340	430 ~ 3240	8.7	1.6 ~ 12.1	98
09+09+09+09	Wall	Wall	Wall	Duct	8.93	8.93	8.93	8.93	35.70	9.10 ~ 42.10	2400	490 ~ 2960	8.9	1.8 ~ 11.0	98
09+09+09+09	Wall	Wall	Duct	Duct	8.80	8.80	8.80	8.80	35.20	9.30 ~ 41.30	2570	550 ~ 2780	9.6	2.0 ~ 10.4	98
09+09+09+09	Wall	Duct	Duct	Duct	8.75	8.75	8.75	8.75	35.00	9.40 ~ 40.40	2700	610 ~ 2700	10.1	2.3 ~ 10.1	98
09+09+09+09	Duct	Duct	Duct	Duct	8.65	8.65	8.65	8.65	34.60	9.60 ~ 39.50	2900	680 ~ 2950	10.8	2.5 ~ 11.0	98
09+09+09+12	Wall	Wall	Wall	Wall	8.18	8.18	8.18	11.45	36.00	9.00 ~ 43.00	2500	430 ~ 3290	9.3	1.6 ~ 12.3	98
09+09+09+12	Wall	Wall	Wall	Duct	8.11	8.11	8.11	11.35	35.70	9.10 ~ 42.10	2400	490 ~ 2960	8.9	1.8 ~ 11.0	98
09+09+09+12	Wall	Wall	Duct	Wall	8.11	8.11	8.11	11.35	35.70	9.10 ~ 42.10	2440	490 ~ 3040	9.1	1.8 ~ 11.3	98
09+09+09+12	Wall	Wall	Duct	Duct	8.02	8.02	8.02	11.22	35.30	9.30 ~ 41.30	2370	550 ~ 2780	8.8	2.0 ~ 10.4	98
09+09+09+12	Wall	Duct	Duct	Wall	8.02	8.02	8.02	11.22	35.30	9.20 ~ 41.30	2390	550 ~ 2850	8.9	2.0 ~ 10.6	98
09+09+09+12	Wall	Duct	Duct	Duct	7.95	7.95	7.95	11.15	35.00	9.40 ~ 40.40	2420	610 ~ 2700	9.0	2.3 ~ 10.1	98
09+09+09+12	Duct	Duct	Duct	Wall	7.95	7.95	7.95	11.15	35.00	9.40 ~ 40.40	2430	610 ~ 2710	9.1	2.3 ~ 10.1	98
09+09+09+12	Duct	Duct	Duct	Duct	7.86	7.86	7.86	11.02	34.60	9.60 ~ 39.50	2540	680 ~ 2680	9.5	2.5 ~ 10.0	98
09+09+09+15	Wall	Wall	Wall	Wall	7.20	7.20	7.20	14.40	36.00	9.00 ~ 43.00	3030	420 ~ 3550	11.3	1.6 ~ 13.2	98
09+09+09+15	Wall	Wall	Wall	Duct	7.14	7.14	7.14	14.28	35.70	9.10 ~ 42.10	2630	570 ~ 3280	9.8	2.1 ~ 12.2	98
09+09+09+15	Wall	Wall	Duct	Wall	7.14	7.14	7.14	14.28	35.70	9.00 ~ 42.10	2830	480 ~ 3500	10.5	1.8 ~ 13.0	98
09+09+09+15	Wall	Wall	Duct	Duct	7.06	7.06	7.06	14.12	35.30	9.10 ~ 41.30	2540	630 ~ 3000	9.5	2.3 ~ 11.2	98
09+09+09+15	Wall	Duct	Duct	Wall	7.06	7.06	7.06	14.12	35.30	9.00 ~ 41.30	2650	530 ~ 3160	9.9	2.0 ~ 11.8	98
09+09+09+15	Wall	Duct	Duct	Duct	7.00	7.00	7.00	14.00	35.00	9.30 ~ 40.40	2550	690 ~ 2830	9.5	2.6 ~ 10.5	98
09+09+09+15	Duct	Duct	Duct	Wall	7.00	7.00	7.00	14.00	35.00	9.10 ~ 40.40	2600	590 ~ 2880	9.7	2.2 ~ 10.7	98
09+09+09+15	Duct	Duct	Duct	Duct	6.92	6.92	6.92	13.84	34.60	9.40 ~ 39.50	2570	760 ~ 2750	9.6	2.8 ~ 10.2	98
09+09+09+18	Wall	Wall	Wall	Wall	6.67	6.67	6.67	16.01	36.00	9.00 ~ 43.00	3120	420 ~ 3540	11.6	1.6 ~ 13.2	98
09+09+09+18	Wall	Wall	Wall	Duct	6.61	6.61	6.61	15.86	35.70	9.10 ~ 42.10	2660	560 ~ 3270	9.9	2.1 ~ 12.2	98
09+09+09+18	Wall	Wall	Duct	Wall	6.61	6.61	6.61	15.86	35.70	9.00 ~ 42.10	2910	470 ~ 3530	10.8	1.8 ~ 13.2	98
09+09+09+18	Wall	Wall	Duct	Duct	6.54	6.54	6.54	15.70	35.30	9.10 ~ 41.30	2580	620 ~ 2990	9.6	2.3 ~ 11.1	98
09+09+09+18	Wall	Duct	Duct	Wall	6.54	6.54	6.54	15.70	35.30	9.00 ~ 41.30	2720	530 ~ 3230	10.1	2.0 ~ 12.0	98
09+09+09+18	Wall	Duct	Duct	Duct	6.48	6.48	6.48	15.56	35.00	9.30 ~ 40.40	2540	680 ~ 2820	9.5	2.5 ~ 10.5	98
09+09+09+18	Duct	Duct	Duct	Wall	6.48	6.48	6.48	15.56	35.00	9.10 ~ 40.40	2620	590 ~ 2900	9.8	2.2 ~ 10.8	98
09+09+09+18	Duct	Duct	Duct	Duct	6.41	6.41	6.41	15.37	34.60	9.40 ~ 39.50	2600	750 ~ 2740	9.7	2.8 ~ 10.2	98
09+09+12+12	Wall	Wall	Wall	Wall	7.50	7.50	10.50	10.50	36.00	9.00 ~ 43.00	2560	430 ~ 3400	9.5	1.6 ~ 12.7	98
09+09+12+12	Wall	Wall	Wall	Duct	7.44	7.44	10.41	10.41	35.70	9.10 ~ 42.10	2400	490 ~ 3040	8.9	1.8 ~ 11.3	98
09+09+12+12	Wall	Wall	Duct	Duct	7.35	7.35	10.30	10.30	35.30	9.30 ~ 41.30	2370	550 ~ 2780	8.8	2.0 ~ 10.4	98
09+09+12+12	Wall	Duct	Wall	Wall	7.44	7.44	10.41	10.41	35.70	9.10 ~ 42.10	2480	480 ~ 3090	9.2	1.8 ~ 11.5	98
09+09+12+12	Wall	Duct	Wall	Duct	7.35	7.35	10.30	10.30	35.30	9.20 ~ 41.30	2390	550 ~ 2800	8.9	2.0 ~ 10.4	98
09+09+12+12	Wall	Duct	Duct	Duct	7.29	7.29	10.20	10.20	35.00	9.40 ~ 40.40	2420	610 ~ 2700	9.0	2.3 ~ 10.1	98
09+09+12+12	Duct	Duct	Wall	Wall	7.35	7.35	10.30	10.30	35.30	9.20 ~ 41.30	2410	540 ~ 2880	9.0	2.0 ~ 10.7	98
09+09+12+12	Duct	Duct	Wall	Duct	7.29	7.29	10.20	10.20	35.00	9.40 ~ 40.40	2430	610 ~ 2710	9.1	2.3 ~ 10.1	98
09+09+12+12	Duct	Duct	Duct	Duct	7.21	7.21	10.09	10.09	34.60	9.60 ~ 39.50	2540	680 ~ 2680	9.5	2.5 ~ 10.0	98
09+09+12+15	Wall	Wall	Wall	Wall	6.67	6.67	9.33	13.34	36.00	9.00 ~ 43.00	3160	420 ~ 3540	11.8	1.6 ~ 13.2	98
09+09+12+15	Wall	Wall	Wall	Duct	6.61	6.61	9.26	13.21	35.70	9.00 ~ 42.10	2730	570 ~ 3330	10.2	2.1 ~ 12.4	98
09+09+12+15	Wall	Wall	Duct	Wall	6.61	6.61	9.26	13.21	35.70	9.00 ~ 42.10	2830	480 ~ 3500	10.5	1.8 ~ 13.0	98
09+09+12+15	Wall	Wall	Duct	Duct	6.54	6.54	9.15	13.08	35.30	9.10 ~ 41.30	2590	630 ~ 3000	9.7	2.3 ~ 11.2	98
09+09+12+15	Wall	Duct	Wall	Wall	6.61	6.61	9.26	13.21	35.70	9.00 ~ 42.10	2950	470 ~ 3570	11.0	1.8 ~ 13.3	98
09+09+12+15	Wall	Duct	Wall	Duct	6.54	6.54	9.15	13.08	35.30	9.10 ~ 41.30	2620	630 ~ 3040	9.8	2.3 ~ 11.3	98
09+09+12+15	Wall	Duct	Duct	Wall	6.54	6.54	9.15	13.08	35.30	9.00 ~ 41.30	2690	530 ~ 3160	10.0	2.0 ~ 11.8	98
09+09+12+15	Wall	Duct	Duct	Duct	6.48	6.48	9.07	12.97	35.00	9.30 ~ 40.40	2550	690 ~ 2830	9.5	2.6 ~ 10.5	98

Combination of indoor unit	Type of indoor unit				Capacity of each indoor unit										
					Each capacity (kBtu/h)				Total capacity (kBtu/h)		Total input (W)		Total current (A)		Power factor (%)
	A room	B room	C room	D room	A room	B room	C room	D room	Rating	(min ~ max)	Rating	(min ~ max)	Rating	(min ~ max)	Rating
09+09+12+15	Duct	Duct	Wall	Wall	6.54	6.54	9.15	13.08	35.30	9.00 ~ 41.30	2750	530 ~ 3260	10.2	2.0 ~ 12.1	98
09+09+12+15	Duct	Duct	Wall	Duct	6.48	6.48	9.07	12.97	35.00	9.20 ~ 40.40	2570	690 ~ 2900	9.6	2.6 ~ 10.8	98
09+09+12+15	Duct	Duct	Duct	Wall	6.48	6.48	9.07	12.97	35.00	9.10 ~ 40.40	2600	590 ~ 2880	9.7	2.2 ~ 10.7	98
09+09+12+15	Duct	Duct	Duct	Duct	6.41	6.41	8.97	12.81	34.60	9.40 ~ 39.50	2610	760 ~ 2750	9.7	2.8 ~ 10.2	98
09+09+12+18	Wall	Wall	Wall	Wall	6.21	6.21	8.70	14.90	36.00	9.00 ~ 43.00	3200	420 ~ 3540	11.9	1.6 ~ 13.2	98
09+09+12+18	Wall	Wall	Wall	Duct	6.16	6.16	8.62	14.77	35.70	9.00 ~ 42.10	2720	560 ~ 3320	10.1	2.1 ~ 12.4	98
09+09+12+18	Wall	Wall	Duct	Wall	6.16	6.16	8.62	14.77	35.70	9.00 ~ 42.10	2870	470 ~ 3530	10.7	1.8 ~ 13.2	98
09+09+12+18	Wall	Wall	Duct	Duct	6.09	6.09	8.52	14.61	35.30	9.10 ~ 41.30	2580	620 ~ 2990	9.6	2.3 ~ 11.1	98
09+09+12+18	Wall	Duct	Wall	Wall	6.16	6.16	8.62	14.77	35.70	9.00 ~ 42.10	2990	470 ~ 3600	11.1	1.8 ~ 13.4	98
09+09+12+18	Wall	Duct	Wall	Duct	6.09	6.09	8.52	14.61	35.30	9.10 ~ 41.30	2610	620 ~ 3030	9.7	2.3 ~ 11.3	98
09+09+12+18	Wall	Duct	Duct	Wall	6.09	6.09	8.52	14.61	35.30	9.00 ~ 41.30	2720	530 ~ 3230	10.1	2.0 ~ 12.0	98
09+09+12+18	Wall	Duct	Duct	Duct	6.03	6.03	8.45	14.48	35.00	9.30 ~ 40.40	2590	680 ~ 2820	9.7	2.5 ~ 10.5	98
09+09+12+18	Duct	Duct	Wall	Wall	6.09	6.09	8.52	14.61	35.30	9.00 ~ 41.30	2820	530 ~ 3290	10.5	2.0 ~ 12.3	98
09+09+12+18	Duct	Duct	Wall	Duct	6.03	6.03	8.45	14.48	35.00	9.20 ~ 40.40	2610	680 ~ 2890	9.7	2.5 ~ 10.8	98
09+09+12+18	Duct	Duct	Duct	Wall	6.03	6.03	8.45	14.48	35.00	9.10 ~ 40.40	2660	590 ~ 2900	9.9	2.2 ~ 10.8	98
09+09+12+18	Duct	Duct	Duct	Duct	5.97	5.97	8.34	14.32	34.60	9.40 ~ 39.50	2600	750 ~ 2740	9.7	2.8 ~ 10.2	98
09+09+15+15	Wall	Wall	Wall	Wall	6.00	6.00	12.00	12.00	36.00	9.00 ~ 42.95	3540	420 ~ 3970	13.2	1.6 ~ 14.8	98
09+09+15+15	Wall	Wall	Wall	Duct	5.95	5.95	11.90	11.90	35.70	9.00 ~ 42.10	2980	560 ~ 3590	11.1	2.1 ~ 13.4	98
09+09+15+15	Wall	Wall	Duct	Duct	5.88	5.88	11.77	11.77	35.30	9.10 ~ 41.30	2720	720 ~ 3670	10.1	2.7 ~ 13.7	98
09+09+15+15	Wall	Duct	Wall	Wall	5.95	5.95	11.90	11.90	35.70	9.00 ~ 42.10	2680	470 ~ 3570	10.0	1.8 ~ 13.3	98
09+09+15+15	Wall	Duct	Wall	Duct	5.88	5.88	11.77	11.77	35.30	9.00 ~ 41.30	2880	620 ~ 3530	10.7	2.3 ~ 13.2	98
09+09+15+15	Wall	Duct	Duct	Duct	5.83	5.83	11.67	11.67	35.00	9.10 ~ 40.40	2730	780 ~ 3050	10.2	2.9 ~ 11.4	98
09+09+15+15	Duct	Duct	Wall	Wall	5.88	5.88	11.77	11.77	35.30	9.00 ~ 41.30	3150	520 ~ 3670	11.7	1.9 ~ 13.7	98
09+09+15+15	Duct	Duct	Wall	Duct	5.83	5.83	11.67	11.67	35.00	9.00 ~ 40.40	2830	680 ~ 3150	10.5	2.5 ~ 11.7	98
09+09+15+15	Duct	Duct	Duct	Duct	5.77	5.77	11.53	11.53	34.60	9.30 ~ 39.50	2740	840 ~ 2880	10.2	3.1 ~ 10.7	98
09+12+12+12	Wall	Wall	Wall	Wall	6.91	9.69	9.69	9.69	36.00	9.00 ~ 43.00	2660	420 ~ 3510	9.9	1.6 ~ 13.1	98
09+12+12+12	Wall	Wall	Wall	Duct	6.87	9.61	9.61	9.61	35.70	9.10 ~ 42.10	2480	480 ~ 3090	9.2	1.8 ~ 11.5	98
09+12+12+12	Wall	Wall	Duct	Duct	6.79	9.50	9.50	9.50	35.30	9.20 ~ 41.30	2390	550 ~ 2800	8.9	2.0 ~ 10.4	98
09+12+12+12	Wall	Duct	Duct	Duct	6.72	9.42	9.42	9.42	35.00	9.40 ~ 40.40	2420	610 ~ 2700	9.0	2.3 ~ 10.1	98
09+12+12+12	Duct	Wall	Wall	Wall	6.87	9.61	9.61	9.61	35.70	9.10 ~ 42.10	2570	480 ~ 3180	9.6	1.8 ~ 11.9	98
09+12+12+12	Duct	Wall	Wall	Duct	6.79	9.50	9.50	9.50	35.30	9.20 ~ 41.30	2410	540 ~ 2880	9.0	2.0 ~ 10.7	98
09+12+12+12	Duct	Wall	Duct	Duct	6.72	9.42	9.42	9.42	35.00	9.40 ~ 40.40	2430	610 ~ 2710	9.1	2.3 ~ 10.1	98
09+12+12+12	Duct	Duct	Duct	Duct	6.65	9.32	9.32	9.32	34.60	9.60 ~ 39.50	2540	680 ~ 2680	9.5	2.5 ~ 10.0	98
09+12+12+15	Wall	Wall	Wall	Wall	6.21	8.69	8.69	12.41	36.00	9.00 ~ 43.00	3300	420 ~ 3540	12.3	1.6 ~ 13.2	98
09+12+12+15	Wall	Wall	Wall	Duct	6.16	8.62	8.62	12.31	35.70	9.00 ~ 42.10	2780	570 ~ 3440	10.4	2.1 ~ 12.8	98
09+12+12+15	Wall	Wall	Duct	Wall	6.16	8.62	8.62	12.31	35.70	9.00 ~ 42.10	2950	470 ~ 3570	11.0	1.8 ~ 13.3	98
09+12+12+15	Wall	Wall	Duct	Duct	6.09	8.52	8.52	12.17	35.30	9.10 ~ 41.30	2620	630 ~ 3040	9.8	2.3 ~ 11.3	98
09+12+12+15	Wall	Duct	Duct	Wall	6.09	8.52	8.52	12.17	35.30	9.00 ~ 41.30	2690	530 ~ 3160	10.0	2.0 ~ 11.8	98
09+12+12+15	Wall	Duct	Duct	Duct	6.03	8.45	8.45	12.07	35.00	9.30 ~ 40.40	2550	690 ~ 2830	9.5	2.6 ~ 10.5	98
09+12+12+15	Duct	Wall	Wall	Wall	6.16	8.62	8.62	12.31	35.70	9.00 ~ 42.10	3020	470 ~ 3590	11.3	1.8 ~ 13.4	98
09+12+12+15	Duct	Wall	Wall	Duct	6.09	8.52	8.52	12.17	35.30	9.10 ~ 41.30	2670	630 ~ 3180	10.0	2.3 ~ 11.9	98
09+12+12+15	Duct	Wall	Duct	Wall	6.09	8.52	8.52	12.17	35.30	9.00 ~ 41.30	2750	530 ~ 3260	10.2	2.0 ~ 12.1	98
09+12+12+15	Duct	Wall	Duct	Duct	6.03	8.45	8.45	12.07	35.00	9.20 ~ 40.40	2570	690 ~ 2900	9.6	2.6 ~ 10.8	98
09+12+12+15	Duct	Duct	Duct	Wall	6.03	8.45	8.45	12.07	35.00	9.10 ~ 40.40	2600	590 ~ 2880	9.7	2.2 ~ 10.7	98
09+12+12+15	Duct	Duct	Duct	Duct	5.97	8.35	8.35	11.93	34.60	9.40 ~ 39.50	2570	760 ~ 2750	9.6	2.8 ~ 10.2	98
12+12+12+12	Wall	Wall	Wall	Wall	9.00	9.00	9.00	9.00	36.00	9.00 ~ 43.00	2730	420 ~ 3050	10.2	1.6 ~ 11.4	98
12+12+12+12	Wall	Wall	Wall	Duct	8.93	8.93	8.93	8.93	35.70	9.10 ~ 42.10	2530	480 ~ 3180	9.4	1.8 ~ 11.9	98
12+12+12+12	Wall	Wall	Duct	Duct	8.83	8.83	8.83	8.83	35.30	9.20 ~ 41.30	2410	540 ~ 2880	9.0	2.0 ~ 10.7	98
12+12+12+12	Wall	Duct	Duct	Duct	8.75	8.75	8.75	8.75	35.00	9.40 ~ 40.40	2390	610 ~ 2710	8.9	2.3 ~ 10.1	98
12+12+12+12	Duct	Duct	Duct	Duct	8.65	8.65	8.65	8.65	34.60	9.60 ~ 39.50	2490	680 ~ 2680	9.3	2.5 ~ 10.0	98

Notes:

1. Cooling capacity is based on 80°FDB (26.7°CDB) / 67°FWB (19.4°CWB) (Indoor temperature), 95°FDB (35°CDB) / 75°FWB (24°CWB) (Outdoor temperature).
   Heating capacity is based on 70°FDB (21°CDB) / 60°FWB (15.6°CWB) (Indoor temperature), 47°FDB (8.3°CDB) / 43°FWB (6°CWB) (Outdoor temperature).
2. The total capacity of connected indoor units is up to 48.0 kBtu/h.
3. It is impossible to connect the indoor unit for one room only.
4. The above is the value for connecting with the following indoor units.
   7.0 kBtu/h class; wall mount type L series
   9.0 kBtu/h class; wall mount type L series or Duct type L series
   12.0 kBtu/h class; wall mount type L series or Duct type L series
   15.0 kBtu/h class; wall mount type L series or Duct type L series
   18.0 kBtu/h class; wall mount type L series or Duct type L series
   24.0 kBtu/h class; wall mount type L series or Duct type L series

C: 3D093934B
C: 3D093935B
C: 3D093936B
C: 3D093937B
C: 3D093938B
C: 3D093939B
C: 3D093940B
C: 3D093941B
C: 3D093942B
C: 3D093943B
C: 3D093944C
C: 3D093945B
C: 3D093946B
C: 3D093947B

Cooling [60 Hz, 230 V]

Combination of indoor unit	Type of indoor unit				Capacity of each indoor unit										
					Each capacity (kBtu/h)				Total capacity (kBtu/h)		Total input (W)		Total current (A)		Power factor (%)
	A room	B room	C room	D room	A room	B room	C room	D room	Rating	(min ~ max)	Rating	(min ~ max)	Rating	(min ~ max)	Rating
07	Wall	—	—	—	7.60	—	—	—	7.60	6.80 ~ 8.40	610	520 ~ 670	2.1	1.8 ~ 2.3	98
09	Wall	—	—	—	9.80	—	—	—	9.80	6.90 ~ 10.80	780	520 ~ 880	2.6	1.8 ~ 3.0	98
09	Duct	—	—	—	9.40	—	—	—	9.40	6.70 ~ 9.40	830	570 ~ 830	2.8	1.9 ~ 2.8	98
12	Wall	—	—	—	13.00	—	—	—	13.00	7.00 ~ 14.40	1120	530 ~ 1280	3.8	1.8 ~ 4.3	98
12	Duct	—	—	—	12.50	—	—	—	12.50	6.70 ~ 12.50	1160	570 ~ 1160	3.9	1.9 ~ 3.9	98
15	Wall	—	—	—	16.30	—	—	—	16.30	8.20 ~ 18.00	1290	570 ~ 1460	4.3	1.9 ~ 4.9	98
15	Duct	—	—	—	15.60	—	—	—	15.60	7.50 ~ 15.60	1490	690 ~ 1490	5.0	2.3 ~ 5.0	98
18	Wall	—	—	—	19.50	—	—	—	19.50	8.20 ~ 21.60	1650	570 ~ 1900	5.6	1.9 ~ 6.4	98
18	Duct	—	—	—	18.80	—	—	—	18.80	7.50 ~ 18.80	1900	680 ~ 1900	6.4	2.3 ~ 6.4	98
24	Wall	—	—	—	26.00	—	—	—	26.00	8.60 ~ 28.80	2430	580 ~ 2860	8.2	2.0 ~ 9.6	98
24	Duct	—	—	—	25.00	—	—	—	25.00	7.80 ~ 25.00	2780	680 ~ 2780	9.4	2.3 ~ 9.4	98
07+07	Wall	Wall	—	—	7.60	7.60	—	—	15.20	8.20 ~ 16.80	1200	570 ~ 1330	4.0	1.9 ~ 4.5	98
07+09	Wall	Wall	—	—	7.69	9.61	—	—	17.30	8.30 ~ 19.20	1380	570 ~ 1610	4.7	1.9 ~ 5.4	98
07+09	Wall	Duct	—	—	7.56	9.44	—	—	17.00	8.10 ~ 18.00	1430	620 ~ 1560	4.8	2.1 ~ 5.3	98
07+12	Wall	Wall	—	—	7.49	13.11	—	—	20.60	8.30 ~ 22.80	1760	570 ~ 2070	5.9	1.9 ~ 7.0	98
07+12	Wall	Duct	—	—	7.35	12.85	—	—	20.20	8.10 ~ 21.30	1900	620 ~ 1950	6.4	2.1 ~ 6.6	98
07+15	Wall	Wall	—	—	6.80	17.00	—	—	23.80	9.30 ~ 26.40	1910	580 ~ 2240	6.4	2.0 ~ 7.5	98
07+15	Wall	Duct	—	—	6.69	16.71	—	—	23.40	8.70 ~ 24.70	2180	720 ~ 2350	7.3	2.4 ~ 7.9	98
07+18	Wall	Wall	—	—	6.70	20.10	—	—	26.80	9.30 ~ 30.00	2300	580 ~ 2780	7.8	2.0 ~ 9.4	98
07+18	Wall	Duct	—	—	6.58	19.73	—	—	26.30	8.70 ~ 28.00	2630	710 ~ 2870	8.9	2.4 ~ 9.7	98
07+24	Wall	Wall	—	—	6.99	24.81	—	—	31.80	9.60 ~ 34.40	2940	580 ~ 3420	9.9	2.0 ~ 11.5	98
07+24	Wall	Duct	—	—	6.86	24.34	—	—	31.20	8.90 ~ 32.90	3340	700 ~ 3680	11.3	2.4 ~ 12.4	98
09+09	Wall	Wall	—	—	9.75	9.75	—	—	19.50	8.30 ~ 21.60	1610	570 ~ 1910	5.4	1.9 ~ 6.4	98
09+09	Wall	Duct	—	—	9.60	9.60	—	—	19.20	8.20 ~ 20.20	1660	620 ~ 1800	5.6	2.1 ~ 6.1	98
09+09	Duct	Duct	—	—	9.40	9.40	—	—	18.80	8.10 ~ 18.80	1710	670 ~ 1710	5.8	2.3 ~ 5.8	98
09+12	Wall	Wall	—	—	9.50	13.30	—	—	22.80	8.40 ~ 25.20	2020	570 ~ 2410	6.8	1.9 ~ 8.1	98
09+12	Wall	Duct	—	—	9.34	13.06	—	—	22.40	8.20 ~ 23.60	2120	620 ~ 2280	7.1	2.1 ~ 7.7	98
09+12	Duct	Wall	—	—	9.34	13.06	—	—	22.40	8.30 ~ 23.60	2070	620 ~ 2230	7.0	2.1 ~ 7.5	98
09+12	Duct	Duct	—	—	9.12	12.78	—	—	21.90	8.10 ~ 21.90	2110	670 ~ 2110	7.1	2.3 ~ 7.1	98
09+15	Wall	Wall	—	—	8.67	17.33	—	—	26.00	9.30 ~ 28.80	2180	580 ~ 2600	7.3	2.0 ~ 8.8	98
09+15	Wall	Duct	—	—	8.50	17.00	—	—	25.50	8.80 ~ 26.90	2470	720 ~ 2640	8.3	2.4 ~ 8.9	98
09+15	Duct	Wall	—	—	8.50	17.00	—	—	25.50	9.20 ~ 26.90	2180	630 ~ 2400	7.3	2.1 ~ 8.1	98
09+15	Duct	Duct	—	—	8.33	16.67	—	—	25.00	8.70 ~ 25.00	2460	780 ~ 2460	8.3	2.6 ~ 8.3	98
09+18	Wall	Wall	—	—	8.38	20.12	—	—	28.50	9.30 ~ 31.50	2540	580 ~ 2980	8.6	2.0 ~ 10.0	98
09+18	Wall	Duct	—	—	8.24	19.76	—	—	28.00	8.80 ~ 29.70	2870	710 ~ 3200	9.7	2.4 ~ 10.8	98
09+18	Duct	Wall	—	—	8.24	19.76	—	—	28.00	9.20 ~ 29.70	2590	630 ~ 2840	8.7	2.1 ~ 9.6	98
09+18	Duct	Duct	—	—	8.06	19.34	—	—	27.40	8.70 ~ 27.80	2860	760 ~ 2920	9.6	2.6 ~ 9.8	98
09+24	Wall	Wall	—	—	8.72	24.78	—	—	33.50	9.60 ~ 35.80	3220	580 ~ 3430	10.9	2.0 ~ 11.6	98
09+24	Wall	Duct	—	—	8.57	24.33	—	—	32.90	9.00 ~ 34.60	3550	700 ~ 3980	12.0	2.4 ~ 13.4	98
09+24	Duct	Wall	—	—	8.57	24.33	—	—	32.90	9.50 ~ 34.60	3260	630 ~ 3610	11.0	2.1 ~ 12.2	98
09+24	Duct	Duct	—	—	8.39	23.81	—	—	32.20	8.90 ~ 33.30	3590	760 ~ 3810	12.1	2.6 ~ 12.8	98
12+12	Wall	Wall	—	—	13.00	13.00	—	—	26.00	8.50 ~ 28.80	2470	570 ~ 2970	8.3	1.9 ~ 10.0	98
12+12	Duct	Wall	—	—	12.75	12.75	—	—	25.50	8.30 ~ 26.90	2520	620 ~ 2760	8.5	2.1 ~ 9.3	98
12+12	Duct	Duct	—	—	12.50	12.50	—	—	25.00	8.10 ~ 25.00	2610	670 ~ 2610	8.8	2.3 ~ 8.8	98
12+15	Wall	Wall	—	—	11.74	16.76	—	—	28.50	9.40 ~ 31.50	2480	580 ~ 2990	8.4	2.0 ~ 10.1	98
12+15	Wall	Duct	—	—	11.53	16.47	—	—	28.00	8.80 ~ 29.70	2830	720 ~ 3150	9.5	2.4 ~ 10.6	98
12+15	Duct	Wall	—	—	11.53	16.47	—	—	28.00	9.20 ~ 29.70	2580	630 ~ 2900	8.7	2.1 ~ 9.8	98
12+15	Duct	Duct	—	—	11.28	16.12	—	—	27.40	8.70 ~ 27.80	2870	780 ~ 2930	9.7	2.6 ~ 9.9	98
12+18	Wall	Wall	—	—	11.42	19.58	—	—	31.00	9.40 ~ 33.60	2920	580 ~ 3330	9.8	2.0 ~ 11.2	98
12+18	Wall	Duct	—	—	11.20	19.20	—	—	30.40	8.80 ~ 32.10	3270	710 ~ 3540	11.0	2.4 ~ 11.9	98
12+18	Duct	Wall	—	—	11.20	19.20	—	—	30.40	9.20 ~ 32.10	2960	630 ~ 3300	10.0	2.1 ~ 11.1	98
12+18	Duct	Duct	—	—	10.98	18.82	—	—	29.80	8.70 ~ 30.50	3240	760 ~ 3440	10.9	2.6 ~ 11.6	98
12+24	Wall	Wall	—	—	11.89	24.11	—	—	36.00	9.70 ~ 38.00	3720	580 ~ 3800	12.5	2.0 ~ 12.8	98
12+24	Wall	Duct	—	—	11.66	23.64	—	—	35.30	9.10 ~ 37.00	4140	700 ~ 4140	14.0	2.4 ~ 14.0	98
12+24	Duct	Wall	—	—	11.66	23.64	—	—	35.30	9.50 ~ 37.00	3760	630 ~ 4060	12.7	2.1 ~ 13.7	98
12+24	Duct	Duct	—	—	11.42	23.18	—	—	34.60	8.90 ~ 36.00	4100	760 ~ 4410	13.8	2.6 ~ 14.9	98
15+15	Wall	Wall	—	—	15.50	15.50	—	—	31.00	10.00 ~ 33.60	2600	560 ~ 3050	8.8	1.9 ~ 10.3	98
15+15	Duct	Wall	—	—	15.20	15.20	—	—	30.40	9.60 ~ 32.10	2900	720 ~ 3160	9.8	2.4 ~ 10.7	98

Combination of indoor unit	Type of indoor unit				Capacity of each indoor unit										
					Each capacity (kBtu/h)				Total capacity (kBtu/h)		Total input (W)		Total current (A)		Power factor (%)
	A room	B room	C room	D room	A room	B room	C room	D room	Rating	(min ~ max)	Rating	(min ~ max)	Rating	(min ~ max)	Rating
15+15	Duct	Duct	—	—	14.90	14.90	—	—	29.80	9.20 ~ 30.50	3130	870 ~ 3190	10.5	2.9 ~ 10.8	98
15+18	Wall	Wall	—	—	15.23	18.27	—	—	33.50	10.00 ~ 35.80	2990	560 ~ 3410	10.1	1.9 ~ 11.5	98
15+18	Wall	Duct	—	—	14.95	17.95	—	—	32.90	9.60 ~ 34.60	3280	710 ~ 3630	11.1	2.4 ~ 12.2	98
15+18	Duct	Wall	—	—	14.95	17.95	—	—	32.90	9.60 ~ 34.60	3300	720 ~ 3580	11.1	2.4 ~ 12.1	98
15+18	Duct	Duct	—	—	14.64	17.56	—	—	32.20	9.20 ~ 33.30	3590	860 ~ 3800	12.1	2.9 ~ 12.8	98
15+24	Wall	Wall	—	—	14.88	21.12	—	—	36.00	10.20 ~ 38.00	3430	550 ~ 3430	11.6	1.9 ~ 11.6	98
15+24	Wall	Duct	—	—	14.59	20.71	—	—	35.30	9.80 ~ 37.00	3640	690 ~ 4010	12.3	2.3 ~ 13.5	98
15+24	Duct	Wall	—	—	14.59	20.71	—	—	35.30	9.90 ~ 37.00	3610	710 ~ 3970	12.2	2.4 ~ 13.4	98
15+24	Duct	Duct	—	—	14.30	20.30	—	—	34.60	9.40 ~ 36.00	3950	850 ~ 4180	13.3	2.9 ~ 14.1	98
18+18	Wall	Wall	—	—	18.00	18.00	—	—	36.00	10.00 ~ 38.00	3480	560 ~ 3550	11.7	1.9 ~ 12.0	98
18+18	Duct	Wall	—	—	17.65	17.65	—	—	35.30	9.60 ~ 37.00	3780	710 ~ 4080	12.7	2.4 ~ 13.8	98
18+18	Duct	Duct	—	—	17.30	17.30	—	—	34.60	9.20 ~ 36.00	4080	850 ~ 4300	13.8	2.9 ~ 14.5	98
18+24	Wall	Wall	—	—	16.49	19.51	—	—	36.00	10.20 ~ 38.00	3430	540 ~ 3430	11.6	1.8 ~ 11.6	98
18+24	Wall	Duct	—	—	16.17	19.13	—	—	35.30	9.80 ~ 37.00	3570	690 ~ 4010	12.0	2.3 ~ 13.5	98
18+24	Duct	Wall	—	—	16.17	19.13	—	—	35.30	9.90 ~ 37.00	3590	700 ~ 3960	12.1	2.4 ~ 13.3	98
18+24	Duct	Duct	—	—	15.85	18.75	—	—	34.60	9.40 ~ 36.00	3940	840 ~ 4240	13.3	2.8 ~ 14.3	98
24+24	Wall	Wall	—	—	18.00	18.00	—	—	36.00	10.30 ~ 38.00	3310	520 ~ 3450	11.2	1.8 ~ 11.6	98
24+24	Duct	Wall	—	—	17.65	17.65	—	—	35.30	10.00 ~ 37.00	3530	680 ~ 3890	11.9	2.3 ~ 13.1	98
24+24	Duct	Duct	—	—	17.30	17.30	—	—	34.60	9.50 ~ 36.00	3800	820 ~ 4030	12.8	2.8 ~ 13.6	98
07+07+07	Wall	Wall	Wall	—	7.60	7.60	7.60	—	22.80	9.20 ~ 25.20	1800	580 ~ 2070	6.1	2.0 ~ 7.0	98
07+07+09	Wall	Wall	Wall	—	7.66	7.66	9.58	—	24.90	9.30 ~ 27.60	2020	580 ~ 2420	6.8	2.0 ~ 8.2	98
07+07+09	Wall	Wall	Duct	—	7.57	7.57	9.46	—	24.60	9.20 ~ 26.40	2070	630 ~ 2290	7.0	2.1 ~ 7.7	98
07+07+12	Wall	Wall	Wall	—	7.39	7.39	12.92	—	27.70	9.40 ~ 30.70	2360	580 ~ 2860	8.0	2.0 ~ 9.6	98
07+07+12	Wall	Wall	Duct	—	7.28	7.28	12.73	—	27.30	9.20 ~ 29.40	2460	630 ~ 2770	8.3	2.1 ~ 9.3	98
07+07+15	Wall	Wall	Wall	—	6.71	6.71	16.78	—	30.20	10.00 ~ 32.90	2470	560 ~ 2920	8.3	1.9 ~ 9.8	98
07+07+15	Wall	Wall	Duct	—	6.62	6.62	16.56	—	29.80	9.60 ~ 31.80	2770	720 ~ 3090	9.3	2.4 ~ 10.4	98
07+07+18	Wall	Wall	Wall	—	6.54	6.54	19.62	—	32.70	10.00 ~ 35.10	2860	560 ~ 3330	9.6	1.9 ~ 11.2	98
07+07+18	Wall	Wall	Duct	—	6.46	6.46	19.38	—	32.30	9.60 ~ 34.20	3210	710 ~ 3490	10.8	2.4 ~ 11.8	98
07+07+24	Wall	Wall	Wall	—	6.49	6.49	23.02	—	36.00	10.20 ~ 38.00	3430	550 ~ 3430	11.6	1.9 ~ 11.6	98
07+07+24	Wall	Wall	Duct	—	6.40	6.40	22.71	—	35.50	9.80 ~ 37.30	3710	690 ~ 4010	12.5	2.3 ~ 13.5	98
07+09+09	Wall	Wall	Wall	—	7.66	9.57	9.57	—	26.80	9.40 ~ 30.00	2240	580 ~ 2730	7.5	2.0 ~ 9.2	98
07+09+09	Wall	Wall	Duct	—	7.57	9.46	9.46	—	26.50	9.30 ~ 28.60	2290	630 ~ 2590	7.7	2.1 ~ 8.7	98
07+09+09	Wall	Duct	Duct	—	7.46	9.32	9.32	—	26.10	9.20 ~ 27.30	2280	690 ~ 2510	7.7	2.3 ~ 8.5	98
07+09+12	Wall	Wall	Wall	—	7.33	9.16	12.81	—	29.30	9.40 ~ 32.20	2610	580 ~ 3130	8.8	2.0 ~ 10.5	98
07+09+12	Wall	Wall	Duct	—	7.23	9.03	12.63	—	28.90	9.30 ~ 31.00	2710	630 ~ 3030	9.1	2.1 ~ 10.2	98
07+09+12	Wall	Duct	Wall	—	7.23	9.03	12.63	—	28.90	9.30 ~ 31.00	2720	630 ~ 2970	9.2	2.1 ~ 10.0	98
07+09+12	Wall	Duct	Duct	—	7.15	8.94	12.51	—	28.60	9.20 ~ 29.90	2760	690 ~ 2950	9.3	2.3 ~ 9.9	98
07+09+15	Wall	Wall	Wall	—	6.69	8.37	16.74	—	31.80	10.00 ~ 34.40	2730	560 ~ 3200	9.2	1.9 ~ 10.8	98
07+09+15	Wall	Wall	Duct	—	6.61	8.26	16.53	—	31.40	9.70 ~ 33.40	2970	720 ~ 3370	10.0	2.4 ~ 11.4	98
07+09+15	Wall	Duct	Wall	—	6.61	8.26	16.53	—	31.40	10.00 ~ 33.40	2780	620 ~ 3110	9.4	2.1 ~ 10.5	98
07+09+15	Wall	Duct	Duct	—	6.53	8.16	16.32	—	31.00	9.60 ~ 32.40	3010	780 ~ 3280	10.1	2.6 ~ 11.1	98
07+09+18	Wall	Wall	Wall	—	6.53	8.17	19.60	—	34.30	10.00 ~ 36.50	3130	560 ~ 3410	10.5	1.9 ~ 11.5	98
07+09+18	Wall	Wall	Duct	—	6.46	8.07	19.37	—	33.90	9.70 ~ 35.70	3430	710 ~ 3780	11.6	2.4 ~ 12.7	98
07+09+18	Wall	Duct	Wall	—	6.46	8.07	19.37	—	33.90	10.00 ~ 35.70	3180	620 ~ 3530	10.7	2.1 ~ 11.9	98
07+09+18	Wall	Duct	Duct	—	6.36	7.95	19.09	—	33.40	9.60 ~ 35.00	3470	770 ~ 3760	11.7	2.6 ~ 12.7	98
07+09+24	Wall	Wall	Wall	—	6.21	7.76	22.03	—	36.00	10.20 ~ 38.00	3430	540 ~ 3430	11.6	1.8 ~ 11.6	98
07+09+24	Wall	Wall	Duct	—	6.12	7.65	21.72	—	35.50	9.80 ~ 37.30	3650	690 ~ 4020	12.3	2.3 ~ 13.5	98
07+09+24	Wall	Duct	Wall	—	6.12	7.65	21.73	—	35.50	10.10 ~ 37.30	3410	600 ~ 3770	11.5	2.0 ~ 12.7	98
07+09+24	Wall	Duct	Duct	—	6.05	7.56	21.48	—	35.10	9.70 ~ 36.70	3690	750 ~ 4060	12.4	2.5 ~ 13.7	98
07+12+12	Wall	Wall	Wall	—	7.07	12.37	12.37	—	31.80	9.50 ~ 34.40	3000	580 ~ 3410	10.1	2.0 ~ 11.5	98
07+12+12	Wall	Wall	Duct	—	6.99	12.21	12.21	—	31.40	9.30 ~ 33.40	3040	630 ~ 3450	10.2	2.1 ~ 11.6	98
07+12+12	Wall	Duct	Duct	—	6.89	12.06	12.06	—	31.00	9.20 ~ 32.40	3140	690 ~ 3350	10.6	2.3 ~ 11.3	98
07+12+15	Wall	Wall	Wall	—	6.53	11.43	16.33	—	34.30	10.00 ~ 36.50	3130	560 ~ 3410	10.5	1.9 ~ 11.5	98
07+12+15	Wall	Wall	Duct	—	6.46	11.30	16.14	—	33.90	9.70 ~ 35.70	3440	720 ~ 3800	11.6	2.4 ~ 12.8	98
07+12+15	Wall	Duct	Wall	—	6.46	11.30	16.14	—	33.90	10.00 ~ 35.70	3170	620 ~ 3600	10.7	2.1 ~ 12.1	98
07+12+15	Wall	Duct	Duct	—	6.36	11.13	15.90	—	33.40	9.60 ~ 35.00	3480	780 ~ 3770	11.7	2.6 ~ 12.7	98
07+12+18	Wall	Wall	Wall	—	6.26	10.96	18.78	—	36.00	10.10 ~ 38.00	3490	560 ~ 3560	11.8	1.9 ~ 12.0	98
07+12+18	Wall	Wall	Duct	—	6.17	10.80	18.51	—	35.50	9.70 ~ 37.30	3790	710 ~ 4010	12.8	2.4 ~ 13.5	98
07+12+18	Wall	Duct	Wall	—	6.17	10.80	18.53	—	35.50	10.00 ~ 37.30	3530	620 ~ 3900	11.9	2.1 ~ 13.1	98
07+12+18	Wall	Duct	Duct	—	6.10	10.68	18.32	—	35.10	9.60 ~ 36.70	3760	770 ~ 4130	12.7	2.6 ~ 13.9	98
07+12+24	Wall	Wall	Wall	—	5.71	10.00	20.29	—	36.00	10.20 ~ 38.00	3370	540 ~ 3440	11.4	1.8 ~ 11.6	98

Combination of indoor unit	Type of indoor unit				Capacity of each indoor unit										
					Each capacity (kBtu/h)				Total capacity (kBtu/h)		Total input (W)		Total current (A)		Power factor (%)
	A room	B room	C room	D room	A room	B room	C room	D room	Rating	(min ~ max)	Rating	(min ~ max)	Rating	(min ~ max)	Rating
07+12+24	Wall	Wall	Duct	—	5.63	9.86	19.99	—	35.50	9.80 ~ 37.30	3650	690 ~ 4020	12.3	2.3 ~ 13.5	98
07+12+24	Wall	Duct	Wall	—	5.63	9.86	20.01	—	35.50	10.10 ~ 37.30	3410	600 ~ 3770	11.5	2.0 ~ 12.7	98
07+12+24	Wall	Duct	Duct	—	5.57	9.75	19.79	—	35.10	9.70 ~ 36.70	3690	750 ~ 3990	12.4	2.5 ~ 13.4	98
07+15+15	Wall	Wall	Wall	—	6.01	15.00	15.00	—	36.00	10.40 ~ 38.00	3320	510 ~ 3400	11.2	1.7 ~ 11.5	98
07+15+15	Wall	Wall	Duct	—	5.93	14.79	14.79	—	35.50	10.20 ~ 37.30	3510	690 ~ 3870	11.8	2.3 ~ 13.0	98
07+15+15	Wall	Duct	Duct	—	5.86	14.63	14.63	—	35.10	9.90 ~ 36.70	3690	860 ~ 3980	12.4	2.9 ~ 13.4	98
07+15+18	Wall	Wall	Wall	—	5.54	13.85	16.61	—	36.00	10.40 ~ 38.00	3250	510 ~ 3400	11.0	1.7 ~ 11.5	98
07+15+18	Wall	Wall	Duct	—	5.46	13.65	16.39	—	35.50	10.20 ~ 37.30	3430	680 ~ 3860	11.6	2.3 ~ 13.0	98
07+15+18	Wall	Duct	Wall	—	5.46	13.65	16.39	—	35.50	10.20 ~ 37.30	3440	690 ~ 3880	11.6	2.3 ~ 13.1	98
07+15+18	Wall	Duct	Duct	—	5.40	13.50	16.20	—	35.10	9.90 ~ 36.70	3750	850 ~ 4040	12.6	2.9 ~ 13.6	98
07+18+18	Wall	Wall	Wall	—	5.14	15.43	15.43	—	36.00	10.40 ~ 38.00	3260	500 ~ 3400	11.0	1.7 ~ 11.5	98
07+18+18	Wall	Wall	Duct	—	5.06	15.21	15.21	—	35.50	10.20 ~ 37.30	3430	670 ~ 3860	11.6	2.3 ~ 13.0	98
07+18+18	Wall	Duct	Duct	—	5.02	15.04	15.04	—	35.10	9.90 ~ 36.70	3660	830 ~ 4030	12.3	2.8 ~ 13.6	98
09+09+09	Wall	Wall	Wall	—	9.50	9.50	9.50	—	28.50	9.40 ~ 31.50	2480	580 ~ 2990	8.4	2.0 ~ 10.1	98
09+09+09	Wall	Wall	Duct	—	9.37	9.37	9.37	—	28.10	9.30 ~ 30.30	2530	630 ~ 2910	8.5	2.1 ~ 9.8	98
09+09+09	Wall	Duct	Duct	—	9.27	9.27	9.27	—	27.80	9.20 ~ 29.00	2580	690 ~ 2760	8.7	2.3 ~ 9.3	98
09+09+09	Duct	Duct	Duct	—	9.13	9.13	9.13	—	27.40	9.10 ~ 27.80	2630	740 ~ 2690	8.9	2.5 ~ 9.1	98
09+09+12	Wall	Wall	Wall	—	9.12	9.12	12.77	—	31.00	9.50 ~ 33.60	2870	580 ~ 3340	9.7	2.0 ~ 11.3	98
09+09+12	Wall	Wall	Duct	—	9.00	9.00	12.59	—	30.60	9.30 ~ 32.60	2970	630 ~ 3310	10.0	2.1 ~ 11.2	98
09+09+12	Wall	Duct	Wall	—	9.00	9.00	12.59	—	30.60	9.40 ~ 32.60	2910	630 ~ 3310	9.8	2.1 ~ 11.2	98
09+09+12	Wall	Duct	Duct	—	8.88	8.88	12.44	—	30.20	9.20 ~ 31.50	3020	690 ~ 3220	10.2	2.3 ~ 10.9	98
09+09+12	Duct	Duct	Wall	—	8.88	8.88	12.44	—	30.20	9.30 ~ 31.50	2960	690 ~ 3150	10.0	2.3 ~ 10.6	98
09+09+12	Duct	Duct	Duct	—	8.76	8.76	12.27	—	29.80	9.10 ~ 30.50	3000	740 ~ 3130	10.1	2.5 ~ 10.5	98
09+09+15	Wall	Wall	Wall	—	8.38	8.38	16.75	—	33.50	10.00 ~ 35.80	2990	560 ~ 3410	10.1	1.9 ~ 11.5	98
09+09+15	Wall	Wall	Duct	—	8.28	8.28	16.54	—	33.10	9.70 ~ 35.00	3300	720 ~ 3660	11.1	2.4 ~ 12.3	98
09+09+15	Wall	Duct	Wall	—	8.28	8.28	16.55	—	33.10	10.00 ~ 35.00	3040	620 ~ 3390	10.2	2.1 ~ 11.4	98
09+09+15	Wall	Duct	Duct	—	8.15	8.15	16.29	—	32.60	9.60 ~ 34.10	3280	780 ~ 3560	11.1	2.6 ~ 12.0	98
09+09+15	Duct	Duct	Wall	—	8.15	8.15	16.29	—	32.60	9.90 ~ 34.10	3020	670 ~ 3360	10.2	2.3 ~ 11.3	98
09+09+15	Duct	Duct	Duct	—	8.05	8.05	16.10	—	32.20	9.60 ~ 33.30	3260	830 ~ 3530	11.0	2.8 ~ 11.9	98
09+09+18	Wall	Wall	Wall	—	8.18	8.18	19.65	—	36.00	10.10 ~ 38.00	3490	560 ~ 3490	11.8	1.9 ~ 11.8	98
09+09+18	Wall	Wall	Duct	—	8.07	8.07	19.36	—	35.50	9.70 ~ 37.30	3720	710 ~ 4010	12.5	2.4 ~ 13.5	98
09+09+18	Wall	Duct	Wall	—	8.07	8.07	19.36	—	35.50	10.00 ~ 37.30	3530	610 ~ 3900	11.9	2.1 ~ 13.1	98
09+09+18	Wall	Duct	Duct	—	7.98	7.98	19.14	—	35.10	9.60 ~ 36.70	3760	760 ~ 4060	12.7	2.6 ~ 13.7	98
09+09+18	Duct	Duct	Wall	—	7.98	7.98	19.16	—	35.10	9.90 ~ 36.70	3510	670 ~ 3800	11.8	2.3 ~ 12.8	98
09+09+18	Duct	Duct	Duct	—	7.86	7.86	18.88	—	34.60	9.60 ~ 36.00	3730	820 ~ 4030	12.6	2.8 ~ 13.6	98
09+09+24	Wall	Wall	Wall	—	7.44	7.44	21.13	—	36.00	10.20 ~ 38.00	3370	540 ~ 3440	11.4	1.8 ~ 11.6	98
09+09+24	Wall	Wall	Duct	—	7.33	7.33	20.83	—	35.50	9.80 ~ 37.30	3650	690 ~ 4020	12.3	2.3 ~ 13.5	98
09+09+24	Wall	Duct	Wall	—	7.33	7.33	20.83	—	35.50	10.20 ~ 37.30	3410	600 ~ 3780	11.5	2.0 ~ 12.7	98
09+09+24	Wall	Duct	Duct	—	7.25	7.25	20.59	—	35.10	9.80 ~ 36.70	3620	750 ~ 3990	12.2	2.5 ~ 13.4	98
09+09+24	Duct	Duct	Wall	—	7.25	7.25	20.61	—	35.10	10.10 ~ 36.70	3390	660 ~ 3750	11.4	2.2 ~ 12.6	98
09+09+24	Duct	Duct	Duct	—	7.15	7.15	20.31	—	34.60	9.70 ~ 36.00	3600	800 ~ 3960	12.1	2.7 ~ 13.3	98
09+12+12	Wall	Wall	Wall	—	8.82	12.34	12.34	—	33.50	9.50 ~ 35.80	3270	580 ~ 3410	11.0	2.0 ~ 11.5	98
09+12+12	Wall	Wall	Duct	—	8.70	12.19	12.19	—	33.10	9.40 ~ 35.00	3380	630 ~ 3740	11.4	2.1 ~ 12.6	98
09+12+12	Wall	Duct	Duct	—	8.59	12.01	12.01	—	32.60	9.20 ~ 34.10	3350	690 ~ 3700	11.3	2.3 ~ 12.5	98
09+12+12	Duct	Wall	Wall	—	8.70	12.19	12.19	—	33.10	9.40 ~ 35.00	3320	630 ~ 3750	11.2	2.1 ~ 12.6	98
09+12+12	Duct	Wall	Duct	—	8.59	12.01	12.01	—	32.60	9.30 ~ 34.10	3360	690 ~ 3710	11.3	2.3 ~ 12.5	98
09+12+12	Duct	Duct	Duct	—	8.47	11.86	11.86	—	32.20	9.10 ~ 33.30	3460	740 ~ 3680	11.7	2.5 ~ 12.4	98
09+12+15	Wall	Wall	Wall	—	8.18	11.45	16.36	—	36.00	10.10 ~ 38.00	3490	550 ~ 3560	11.8	1.9 ~ 12.0	98
09+12+15	Wall	Wall	Duct	—	8.07	11.30	16.14	—	35.50	9.70 ~ 37.30	3730	720 ~ 4030	12.6	2.4 ~ 13.6	98
09+12+15	Wall	Duct	Wall	—	8.07	11.30	16.14	—	35.50	10.00 ~ 37.30	3530	620 ~ 3900	11.9	2.1 ~ 13.1	98
09+12+15	Wall	Duct	Duct	—	7.98	11.17	15.95	—	35.10	9.60 ~ 36.70	3770	780 ~ 4070	12.7	2.6 ~ 13.7	98
09+12+15	Duct	Wall	Wall	—	8.07	11.30	16.14	—	35.50	10.00 ~ 37.30	3460	610 ~ 3900	11.7	2.1 ~ 13.1	98
09+12+15	Duct	Wall	Duct	—	7.98	11.17	15.95	—	35.10	9.70 ~ 36.70	3710	770 ~ 4080	12.5	2.6 ~ 13.8	98
09+12+15	Duct	Duct	Wall	—	7.98	11.17	15.96	—	35.10	9.90 ~ 36.70	3500	670 ~ 3790	11.8	2.3 ~ 12.8	98
09+12+15	Duct	Duct	Duct	—	7.86	11.01	15.73	—	34.60	9.60 ~ 36.00	3750	830 ~ 4040	12.6	2.8 ~ 13.6	98
09+12+18	Wall	Wall	Wall	—	7.50	10.50	18.00	—	36.00	10.10 ~ 38.00	3490	550 ~ 3560	11.8	1.9 ~ 12.0	98
09+12+18	Wall	Wall	Duct	—	7.40	10.35	17.75	—	35.50	9.70 ~ 37.30	3720	710 ~ 4020	12.5	2.4 ~ 13.5	98
09+12+18	Wall	Duct	Wall	—	7.40	10.35	17.75	—	35.50	10.00 ~ 37.30	3530	610 ~ 3830	11.9	2.1 ~ 12.9	98
09+12+18	Wall	Duct	Duct	—	7.31	10.24	17.55	—	35.10	9.60 ~ 36.70	3760	760 ~ 4130	12.7	2.6 ~ 13.9	98
09+12+18	Duct	Wall	Wall	—	7.40	10.35	17.75	—	35.50	10.00 ~ 37.30	3460	610 ~ 3830	11.7	2.1 ~ 12.9	98
09+12+18	Duct	Wall	Duct	—	7.31	10.24	17.55	—	35.10	9.70 ~ 36.70	3770	760 ~ 4060	12.7	2.6 ~ 13.7	98

Combination of indoor unit	Type of indoor unit				Capacity of each indoor unit										
					Each capacity (kBtu/h)				Total capacity (kBtu/h)		Total input (W)		Total current (A)		Power factor (%)
	A room	B room	C room	D room	A room	B room	C room	D room	Rating	(min ~ max)	Rating	(min ~ max)	Rating	(min ~ max)	Rating
09+12+18	Duct	Duct	Wall	—	7.31	10.24	17.55	—	35.10	9.90 ~ 36.70	3510	670 ~ 3870	11.8	2.3 ~ 13.0	98
09+12+18	Duct	Duct	Duct	—	7.21	10.09	17.30	—	34.60	9.60 ~ 36.00	3730	820 ~ 4030	12.6	2.8 ~ 13.6	98
09+12+24	Wall	Wall	Wall	—	6.87	9.62	19.51	—	36.00	10.20 ~ 38.00	3370	540 ~ 3440	11.4	1.8 ~ 11.6	98
09+12+24	Wall	Wall	Duct	—	6.77	9.48	19.24	—	35.50	9.90 ~ 37.30	3660	690 ~ 4030	12.3	2.3 ~ 13.6	98
09+12+24	Wall	Duct	Wall	—	6.77	9.48	19.24	—	35.50	10.20 ~ 37.30	3410	600 ~ 3850	11.5	2.0 ~ 13.0	98
09+12+24	Wall	Duct	Duct	—	6.70	9.38	19.02	—	35.10	9.80 ~ 36.70	3700	750 ~ 3990	12.5	2.5 ~ 13.4	98
09+12+24	Duct	Wall	Wall	—	6.77	9.48	19.24	—	35.50	10.20 ~ 37.30	3420	600 ~ 3780	11.5	2.0 ~ 12.7	98
09+12+24	Duct	Wall	Duct	—	6.70	9.38	19.02	—	35.10	9.80 ~ 36.70	3700	750 ~ 4000	12.5	2.5 ~ 13.5	98
09+12+24	Duct	Duct	Wall	—	6.70	9.38	19.02	—	35.10	10.10 ~ 36.70	3460	660 ~ 3750	11.7	2.2 ~ 12.6	98
09+12+24	Duct	Duct	Duct	—	6.60	9.24	18.75	—	34.60	9.70 ~ 36.00	3670	800 ~ 3960	12.4	2.7 ~ 13.3	98
09+15+15	Wall	Wall	Wall	—	7.20	14.40	14.40	—	36.00	10.40 ~ 38.00	3260	500 ~ 3400	11.0	1.7 ~ 11.5	98
09+15+15	Wall	Wall	Duct	—	7.10	14.20	14.20	—	35.50	10.20 ~ 37.30	3510	690 ~ 3800	11.8	2.3 ~ 12.8	98
09+15+15	Wall	Duct	Duct	—	7.02	14.04	14.04	—	35.10	10.00 ~ 36.70	3690	860 ~ 4060	12.4	2.9 ~ 13.7	98
09+15+15	Duct	Wall	Wall	—	7.10	14.20	14.20	—	35.50	10.30 ~ 37.30	3310	570 ~ 3740	11.2	1.9 ~ 12.6	98
09+15+15	Duct	Wall	Duct	—	7.02	14.04	14.04	—	35.10	10.20 ~ 36.70	3490	740 ~ 3780	11.8	2.5 ~ 12.7	98
09+15+15	Duct	Duct	Duct	—	6.92	13.84	13.84	—	34.60	9.90 ~ 36.00	3670	910 ~ 3950	12.4	3.1 ~ 13.3	98
09+15+18	Wall	Wall	Wall	—	6.67	13.33	16.00	—	36.00	10.40 ~ 38.00	3260	500 ~ 3400	11.0	1.7 ~ 11.5	98
09+15+18	Wall	Wall	Duct	—	6.57	13.15	15.78	—	35.50	10.20 ~ 37.30	3430	670 ~ 3870	11.6	2.3 ~ 13.0	98
09+15+18	Wall	Duct	Wall	—	6.57	13.15	15.78	—	35.50	10.20 ~ 37.30	3440	680 ~ 3880	11.6	2.3 ~ 13.1	98
09+15+18	Wall	Duct	Duct	—	6.50	13.00	15.60	—	35.10	10.00 ~ 36.70	3680	840 ~ 3970	12.4	2.8 ~ 13.4	98
09+15+18	Duct	Wall	Wall	—	6.57	13.15	15.78	—	35.50	10.40 ~ 37.30	3240	560 ~ 3670	10.9	1.9 ~ 12.4	98
09+15+18	Duct	Wall	Duct	—	6.50	13.00	15.60	—	35.10	10.20 ~ 36.70	3410	730 ~ 3840	11.5	2.5 ~ 12.9	98
09+15+18	Duct	Duct	Wall	—	6.50	13.00	15.60	—	35.10	10.20 ~ 36.70	3420	740 ~ 3850	11.5	2.5 ~ 13.0	98
09+15+18	Duct	Duct	Duct	—	6.41	12.81	15.38	—	34.60	9.90 ~ 36.00	3650	900 ~ 3870	12.3	3.0 ~ 13.0	98
09+15+24	Wall	Wall	Wall	—	6.16	12.33	17.51	—	36.00	10.40 ~ 38.00	3270	480 ~ 3420	11.0	1.6 ~ 11.5	98
09+15+24	Wall	Wall	Duct	—	6.08	12.16	17.26	—	35.50	10.30 ~ 37.30	3430	650 ~ 3870	11.6	2.2 ~ 13.0	98
09+15+24	Wall	Duct	Wall	—	6.08	12.16	17.26	—	35.50	10.30 ~ 37.30	3390	660 ~ 3830	11.4	2.2 ~ 12.9	98
09+15+24	Wall	Duct	Duct	—	6.01	12.02	17.07	—	35.10	10.10 ~ 36.70	3610	820 ~ 3980	12.2	2.8 ~ 13.4	98
09+15+24	Duct	Wall	Wall	—	6.08	12.16	17.26	—	35.50	10.40 ~ 37.30	3250	540 ~ 3680	11.0	1.8 ~ 12.4	98
09+15+24	Duct	Wall	Duct	—	6.01	12.02	17.07	—	35.10	10.30 ~ 36.70	3410	710 ~ 3770	11.5	2.4 ~ 12.7	98
09+15+24	Duct	Duct	Wall	—	6.01	12.02	17.07	—	35.10	10.30 ~ 36.70	3370	720 ~ 3730	11.4	2.4 ~ 12.6	98
09+15+24	Duct	Duct	Duct	—	5.92	11.85	16.83	—	34.60	10.00 ~ 36.00	3590	880 ~ 3870	12.1	3.0 ~ 13.0	98
09+18+18	Wall	Wall	Wall	—	6.21	14.90	14.90	—	36.00	10.40 ~ 38.00	3260	500 ~ 3400	11.0	1.7 ~ 11.5	98
09+18+18	Wall	Wall	Duct	—	6.13	14.69	14.69	—	35.50	10.20 ~ 37.30	3430	670 ~ 3870	11.6	2.3 ~ 13.0	98
09+18+18	Wall	Duct	Duct	—	6.05	14.52	14.52	—	35.10	10.00 ~ 36.70	3600	830 ~ 4030	12.1	2.8 ~ 13.6	98
09+18+18	Duct	Wall	Wall	—	6.11	14.69	14.69	—	35.50	10.40 ~ 37.30	3240	560 ~ 3670	10.9	1.9 ~ 12.4	98
09+18+18	Duct	Wall	Duct	—	6.05	14.52	14.52	—	35.10	10.20 ~ 36.70	3480	730 ~ 3770	11.7	2.5 ~ 12.7	98
09+18+18	Duct	Duct	Duct	—	5.97	14.32	14.32	—	34.60	9.90 ~ 36.00	3570	890 ~ 3930	12.0	3.0 ~ 13.2	98
12+12+12	Wall	Wall	Wall	—	12.00	12.00	12.00	—	36.00	9.60 ~ 38.00	3780	580 ~ 3780	12.7	2.0 ~ 12.7	98
12+12+12	Wall	Wall	Duct	—	11.83	11.83	11.83	—	35.50	9.40 ~ 37.30	3820	630 ~ 4050	12.9	2.1 ~ 13.7	98
12+12+12	Wall	Duct	Duct	—	11.70	11.70	11.70	—	35.10	9.30 ~ 36.70	3860	690 ~ 4160	13.0	2.3 ~ 14.0	98
12+12+12	Duct	Duct	Duct	—	11.53	11.53	11.53	—	34.60	9.10 ~ 36.00	3970	740 ~ 4190	13.4	2.5 ~ 14.1	98
12+12+15	Wall	Wall	Wall	—	10.50	10.50	15.01	—	36.00	10.10 ~ 38.00	3420	550 ~ 3420	11.5	1.9 ~ 11.5	98
12+12+15	Wall	Wall	Duct	—	10.35	10.35	14.78	—	35.50	9.80 ~ 37.30	3740	720 ~ 4040	12.6	2.4 ~ 13.6	98
12+12+15	Wall	Duct	Wall	—	10.35	10.35	14.79	—	35.50	10.00 ~ 37.30	3530	610 ~ 3830	11.9	2.1 ~ 12.9	98
12+12+15	Wall	Duct	Duct	—	10.24	10.24	14.64	—	35.10	9.70 ~ 36.70	3780	770 ~ 4080	12.7	2.6 ~ 13.8	98
12+12+15	Duct	Duct	Wall	—	10.24	10.24	14.62	—	35.10	9.90 ~ 36.70	3500	670 ~ 3870	11.8	2.3 ~ 13.0	98
12+12+15	Duct	Duct	Duct	—	10.09	10.09	14.42	—	34.60	9.60 ~ 36.00	3750	830 ~ 4040	12.6	2.8 ~ 13.6	98
12+12+18	Wall	Wall	Wall	—	9.69	9.69	16.62	—	36.00	10.10 ~ 38.00	3420	550 ~ 3420	11.5	1.9 ~ 11.5	98
12+12+18	Wall	Wall	Duct	—	9.56	9.56	16.38	—	35.50	9.80 ~ 37.30	3660	710 ~ 4030	12.3	2.4 ~ 13.6	98
12+12+18	Wall	Duct	Wall	—	9.56	9.56	16.38	—	35.50	10.00 ~ 37.30	3460	610 ~ 3830	11.7	2.1 ~ 12.9	98
12+12+18	Wall	Duct	Duct	—	9.45	9.45	16.20	—	35.10	9.70 ~ 36.70	3690	760 ~ 4060	12.4	2.6 ~ 13.7	98
12+12+18	Duct	Duct	Wall	—	9.45	9.45	16.20	—	35.10	9.90 ~ 36.70	3510	670 ~ 3800	11.8	2.3 ~ 12.8	98
12+12+18	Duct	Duct	Duct	—	9.32	9.32	15.96	—	34.60	9.60 ~ 36.00	3730	820 ~ 4100	12.6	2.8 ~ 13.8	98
12+12+24	Wall	Wall	Wall	—	8.94	8.94	18.13	—	36.00	10.10 ~ 38.00	3420	550 ~ 3420	11.5	1.9 ~ 11.5	98
12+12+24	Wall	Wall	Duct	—	8.81	8.81	17.88	—	35.50	9.80 ~ 37.30	3640	690 ~ 3940	12.3	2.3 ~ 13.3	98
12+12+24	Wall	Duct	Wall	—	8.81	8.81	17.88	—	35.50	10.00 ~ 37.30	3540	610 ~ 3830	11.9	2.1 ~ 12.9	98
12+12+24	Wall	Duct	Duct	—	8.71	8.71	17.67	—	35.10	9.70 ~ 36.70	3680	750 ~ 4050	12.4	2.5 ~ 13.7	98
12+12+24	Duct	Duct	Wall	—	8.71	8.71	17.67	—	35.10	9.90 ~ 36.70	3510	670 ~ 3870	11.8	2.3 ~ 13.0	98
12+12+24	Duct	Duct	Duct	—	8.59	8.59	17.41	—	34.60	9.60 ~ 36.00	3720	810 ~ 4010	12.5	2.7 ~ 13.5	98
12+15+15	Wall	Wall	Wall	—	9.33	13.33	13.33	—	36.00	10.40 ~ 38.00	3260	500 ~ 3400	11.0	1.7 ~ 11.5	98

Combination of indoor unit	Type of indoor unit				Capacity of each indoor unit										
					Each capacity (kBtu/h)				Total capacity (kBtu/h)		Total input (W)		Total current (A)		Power factor (%)
	A room	B room	C room	D room	A room	B room	C room	D room	Rating	(min ~ max)	Rating	(min ~ max)	Rating	(min ~ max)	Rating
12+15+15	Wall	Wall	Duct	—	9.21	13.15	13.15	—	35.50	10.20 ~ 37.30	3450	680 ~ 3810	11.6	2.3 ~ 12.8	98
12+15+15	Wall	Duct	Duct	—	9.10	13.00	13.00	—	35.10	10.00 ~ 36.70	3620	850 ~ 4060	12.2	2.9 ~ 13.7	98
12+15+15	Duct	Wall	Wall	—	9.21	13.15	13.15	—	35.50	10.30 ~ 37.30	3240	570 ~ 3670	10.9	1.9 ~ 12.4	98
12+15+15	Duct	Wall	Duct	—	9.10	13.00	13.00	—	35.10	10.20 ~ 36.70	3420	740 ~ 3850	11.5	2.5 ~ 13.0	98
12+15+15	Duct	Duct	Duct	—	8.96	12.81	12.81	—	34.60	9.90 ~ 36.00	3670	910 ~ 3880	12.4	3.1 ~ 13.1	98
12+15+18	Wall	Wall	Wall	—	8.69	12.41	14.90	—	36.00	10.40 ~ 38.00	3260	500 ~ 3400	11.0	1.7 ~ 11.5	98
12+15+18	Wall	Wall	Duct	—	8.57	12.24	14.70	—	35.50	10.20 ~ 37.30	3360	670 ~ 3870	11.3	2.3 ~ 13.0	98
12+15+18	Wall	Duct	Wall	—	8.57	12.24	14.70	—	35.50	10.20 ~ 37.30	3450	680 ~ 3880	11.6	2.3 ~ 13.1	98
12+15+18	Wall	Duct	Duct	—	8.47	12.10	14.52	—	35.10	10.00 ~ 36.70	3680	840 ~ 3970	12.4	2.8 ~ 13.4	98
12+15+18	Duct	Wall	Wall	—	8.57	12.24	14.70	—	35.50	10.40 ~ 37.30	3310	560 ~ 3740	11.2	1.9 ~ 12.6	98
12+15+18	Duct	Wall	Duct	—	8.47	12.10	14.52	—	35.10	10.20 ~ 36.70	3480	730 ~ 3760	11.7	2.5 ~ 12.7	98
12+15+18	Duct	Duct	Wall	—	8.47	12.10	14.52	—	35.10	10.20 ~ 36.70	3490	740 ~ 3780	11.8	2.5 ~ 12.7	98
12+15+18	Duct	Duct	Duct	—	8.35	11.93	14.32	—	34.60	9.90 ~ 36.00	3580	900 ~ 3940	12.1	3.0 ~ 13.3	98
12+18+18	Wall	Wall	Wall	—	8.13	13.94	13.94	—	36.00	10.40 ~ 38.00	3260	490 ~ 3400	11.0	1.7 ~ 11.5	98
12+18+18	Wall	Wall	Duct	—	8.03	13.74	13.74	—	35.50	10.20 ~ 37.30	3440	670 ~ 3800	11.6	2.3 ~ 12.8	98
12+18+18	Wall	Duct	Duct	—	7.93	13.59	13.59	—	35.10	10.00 ~ 36.70	3670	830 ~ 3960	12.4	2.8 ~ 13.3	98
12+18+18	Duct	Wall	Wall	—	8.03	13.74	13.74	—	35.50	10.40 ~ 37.30	3310	560 ~ 3740	11.2	1.9 ~ 12.6	98
12+18+18	Duct	Wall	Duct	—	7.93	13.59	13.59	—	35.10	10.20 ~ 36.70	3410	730 ~ 3770	11.5	2.5 ~ 12.7	98
12+18+18	Duct	Duct	Duct	—	7.80	13.39	13.39	—	34.60	9.90 ~ 36.00	3640	890 ~ 3930	12.3	3.0 ~ 13.2	98
15+15+15	Wall	Wall	Wall	—	12.00	12.00	12.00	—	36.00	10.40 ~ 38.00	3230	420 ~ 3440	10.9	1.4 ~ 11.6	98
15+15+15	Wall	Wall	Duct	—	11.83	11.83	11.83	—	35.50	10.40 ~ 37.30	3280	620 ~ 3780	11.1	2.1 ~ 12.7	98
15+15+15	Wall	Duct	Duct	—	11.70	11.70	11.70	—	35.10	10.30 ~ 36.70	3470	810 ~ 3750	11.7	2.7 ~ 12.6	98
15+15+15	Duct	Duct	Duct	—	11.53	11.53	11.53	—	34.60	10.10 ~ 36.00	3650	990 ~ 3940	12.3	3.3 ~ 13.3	98
15+15+18	Wall	Wall	Wall	—	11.25	11.25	13.50	—	36.00	10.40 ~ 38.00	3230	420 ~ 3440	10.9	1.4 ~ 11.6	98
15+15+18	Wall	Wall	Duct	—	11.09	11.09	13.31	—	35.50	10.40 ~ 37.30	3340	610 ~ 3770	11.3	2.1 ~ 12.7	98
15+15+18	Wall	Duct	Wall	—	11.09	11.09	13.31	—	35.50	10.40 ~ 37.30	3280	620 ~ 3780	11.1	2.1 ~ 12.7	98
15+15+18	Wall	Duct	Duct	—	10.97	10.97	13.16	—	35.10	10.30 ~ 36.70	3390	800 ~ 3810	11.4	2.7 ~ 12.8	98
15+15+18	Duct	Duct	Wall	—	10.97	10.97	13.16	—	35.10	10.30 ~ 36.70	3400	810 ~ 3830	11.5	2.7 ~ 12.9	98
15+15+18	Duct	Duct	Duct	—	10.81	10.81	12.97	—	34.60	10.10 ~ 36.00	3640	970 ~ 3850	12.3	3.3 ~ 13.0	98
07+07+07+07	Wall	Wall	Wall	Wall	7.33	7.33	7.33	7.33	29.30	10.00 ~ 32.20	2350	560 ~ 2790	7.9	1.9 ~ 9.4	98
07+07+07+09	Wall	Wall	Wall	Wall	7.29	7.29	7.29	9.12	31.00	10.00 ~ 33.60	2600	560 ~ 3060	8.8	1.9 ~ 10.3	98
07+07+07+09	Wall	Wall	Wall	Duct	7.22	7.22	7.22	9.03	30.70	9.90 ~ 32.80	2780	620 ~ 3170	9.4	2.1 ~ 10.7	98
07+07+07+12	Wall	Wall	Wall	Wall	7.05	7.05	7.05	12.34	33.50	10.00 ~ 35.80	2990	560 ~ 3410	10.1	1.9 ~ 11.5	98
07+07+07+12	Wall	Wall	Wall	Duct	6.99	6.99	6.99	12.23	33.20	9.90 ~ 35.20	3240	620 ~ 3600	10.9	2.1 ~ 12.1	98
07+07+07+15	Wall	Wall	Wall	Wall	6.55	6.55	6.55	16.36	36.00	10.40 ~ 38.00	3320	510 ~ 3390	11.2	1.7 ~ 11.4	98
07+07+07+15	Wall	Wall	Wall	Duct	6.49	6.49	6.49	16.23	35.70	10.20 ~ 37.50	3800	690 ~ 4100	12.8	2.3 ~ 13.8	98
07+07+07+18	Wall	Wall	Wall	Wall	6.00	6.00	6.00	18.00	36.00	10.40 ~ 38.00	3330	510 ~ 3400	11.2	1.7 ~ 11.5	98
07+07+07+18	Wall	Wall	Wall	Duct	5.95	5.95	5.95	17.85	35.70	10.20 ~ 37.50	3790	680 ~ 4090	12.8	2.3 ~ 13.8	98
07+07+07+24	Wall	Wall	Wall	Wall	5.50	5.50	5.50	19.51	36.00	10.40 ~ 38.00	3270	480 ~ 3410	11.0	1.6 ~ 11.5	98
07+07+07+24	Wall	Wall	Wall	Duct	5.45	5.45	5.45	19.35	35.70	10.30 ~ 37.50	3710	650 ~ 4090	12.5	2.2 ~ 13.8	98
07+07+09+09	Wall	Wall	Wall	Wall	7.27	7.27	9.08	9.08	32.70	10.00 ~ 35.10	2860	560 ~ 3270	9.6	1.9 ~ 11.0	98
07+07+09+09	Wall	Wall	Wall	Duct	7.20	7.20	9.00	9.00	32.40	10.00 ~ 34.40	3110	620 ~ 3390	10.5	2.1 ~ 11.4	98
07+07+09+09	Wall	Wall	Duct	Duct	7.13	7.13	8.92	8.92	32.10	9.90 ~ 33.70	3290	670 ~ 3500	11.1	2.3 ~ 11.8	98
07+07+09+12	Wall	Wall	Wall	Wall	7.04	7.04	8.80	12.32	35.20	10.10 ~ 37.30	3270	550 ~ 3420	11.0	1.9 ~ 11.5	98
07+07+09+12	Wall	Wall	Wall	Duct	6.98	6.98	8.73	12.22	34.90	10.00 ~ 36.80	3530	620 ~ 4050	11.9	2.1 ~ 13.7	98
07+07+09+12	Wall	Wall	Duct	Wall	6.98	6.98	8.73	12.22	34.90	10.00 ~ 36.80	3530	610 ~ 3980	11.9	2.1 ~ 13.4	98
07+07+09+12	Wall	Wall	Duct	Duct	6.90	6.90	8.63	12.08	34.50	9.90 ~ 36.20	3720	670 ~ 4170	12.5	2.3 ~ 14.1	98
07+07+09+15	Wall	Wall	Wall	Wall	6.26	6.26	7.83	15.65	36.00	10.40 ~ 38.00	3260	510 ~ 3400	11.0	1.7 ~ 11.5	98
07+07+09+15	Wall	Wall	Wall	Duct	6.21	6.21	7.75	15.52	35.70	10.20 ~ 37.50	3660	690 ~ 4100	12.3	2.3 ~ 13.8	98
07+07+09+15	Wall	Wall	Duct	Wall	6.21	6.21	7.76	15.52	35.70	10.30 ~ 37.50	3520	570 ~ 3960	11.9	1.9 ~ 13.3	98
07+07+09+15	Wall	Wall	Duct	Duct	6.14	6.14	7.66	15.35	35.30	10.20 ~ 37.00	3920	740 ~ 4310	13.2	2.5 ~ 14.5	98
07+07+09+18	Wall	Wall	Wall	Wall	5.76	5.76	7.19	17.28	36.00	10.40 ~ 38.00	3260	500 ~ 3400	11.0	1.7 ~ 11.5	98
07+07+09+18	Wall	Wall	Wall	Duct	5.71	5.71	7.14	17.14	35.70	10.20 ~ 37.50	3720	670 ~ 4090	12.5	2.3 ~ 13.8	98
07+07+09+18	Wall	Wall	Duct	Wall	5.71	5.71	7.14	17.14	35.70	10.40 ~ 37.50	3520	560 ~ 3970	11.9	1.9 ~ 13.4	98
07+07+09+18	Wall	Wall	Duct	Duct	5.65	5.65	7.07	16.94	35.30	10.20 ~ 37.00	3910	730 ~ 4290	13.2	2.5 ~ 14.5	98
07+07+09+24	Wall	Wall	Wall	Wall	5.29	5.29	6.61	18.79	36.00	10.40 ~ 38.00	3270	480 ~ 3420	11.0	1.6 ~ 11.5	98
07+07+09+24	Wall	Wall	Wall	Duct	5.25	5.25	6.56	18.64	35.70	10.30 ~ 37.50	3650	650 ~ 4100	12.3	2.2 ~ 13.8	98
07+07+09+24	Wall	Wall	Duct	Wall	5.25	5.25	6.56	18.64	35.70	10.40 ~ 37.50	3540	540 ~ 3980	11.9	1.8 ~ 13.4	98
07+07+09+24	Wall	Wall	Duct	Duct	5.19	5.19	6.50	18.43	35.30	10.30 ~ 37.00	3910	710 ~ 4220	13.2	2.4 ~ 14.2	98
07+07+12+12	Wall	Wall	Wall	Wall	6.55	6.55	11.45	11.45	36.00	10.10 ~ 38.00	3420	550 ~ 3420	11.5	1.9 ~ 11.5	98
07+07+12+12	Wall	Wall	Wall	Duct	6.49	6.49	11.36	11.36	35.70	10.00 ~ 37.50	3680	610 ~ 4060	12.4	2.1 ~ 13.7	98

Combination of indoor unit	Type of indoor unit				Capacity of each indoor unit										
					Each capacity (kBtu/h)				Total capacity (kBtu/h)		Total input (W)		Total current (A)		Power factor (%)
	A room	B room	C room	D room	A room	B room	C room	D room	Rating	(min ~ max)	Rating	(min ~ max)	Rating	(min ~ max)	Rating
07+07+12+12	Wall	Wall	Duct	Duct	6.42	6.42	11.23	11.23	35.30	9.90 ~ 37.00	3940	670 ~ 4250	13.3	2.3 ~ 14.3	98
07+07+12+15	Wall	Wall	Wall	Wall	5.76	5.76	10.07	14.40	36.00	10.40 ~ 38.00	3260	500 ~ 3400	11.0	1.7 ~ 11.5	98
07+07+12+15	Wall	Wall	Wall	Duct	5.71	5.71	10.00	14.28	35.70	10.20 ~ 37.50	3660	680 ~ 4110	12.3	2.3 ~ 13.9	98
07+07+12+15	Wall	Wall	Duct	Wall	5.71	5.71	10.00	14.28	35.70	10.30 ~ 37.50	3520	570 ~ 3960	11.9	1.9 ~ 13.3	98
07+07+12+15	Wall	Wall	Duct	Duct	5.65	5.65	9.89	14.12	35.30	10.20 ~ 37.00	3920	740 ~ 4310	13.2	2.5 ~ 14.5	98
07+07+12+18	Wall	Wall	Wall	Wall	5.33	5.33	9.33	16.00	36.00	10.40 ~ 38.00	3260	500 ~ 3400	11.0	1.7 ~ 11.5	98
07+07+12+18	Wall	Wall	Wall	Duct	5.29	5.29	9.27	15.87	35.70	10.20 ~ 37.50	3650	670 ~ 4100	12.3	2.3 ~ 13.8	98
07+07+12+18	Wall	Wall	Duct	Wall	5.29	5.29	9.26	15.87	35.70	10.40 ~ 37.50	3520	560 ~ 3970	11.9	1.9 ~ 13.4	98
07+07+12+18	Wall	Wall	Duct	Duct	5.23	5.23	9.15	15.69	35.30	10.20 ~ 37.00	3910	730 ~ 4290	13.2	2.5 ~ 14.5	98
07+07+15+15	Wall	Wall	Wall	Wall	5.14	5.14	12.86	12.86	36.00	10.40 ~ 38.00	3220	420 ~ 3440	10.9	1.4 ~ 11.6	98
07+07+15+15	Wall	Wall	Wall	Duct	5.10	5.10	12.75	12.75	35.70	10.40 ~ 37.50	3560	620 ~ 4010	12.0	2.1 ~ 13.5	98
07+07+15+15	Wall	Wall	Duct	Duct	5.04	5.04	12.61	12.61	35.30	10.30 ~ 37.00	3900	810 ~ 4200	13.1	2.7 ~ 14.2	98
07+07+15+18	Wall	Wall	Wall	Wall	4.80	4.80	12.00	14.40	36.00	10.40 ~ 38.00	3260	500 ~ 3400	11.0	1.7 ~ 11.5	98
07+07+15+18	Wall	Wall	Wall	Duct	4.76	4.76	11.91	14.28	35.70	10.20 ~ 37.50	3650	670 ~ 4100	12.3	2.3 ~ 13.8	98
07+07+15+18	Wall	Wall	Duct	Wall	4.76	4.76	11.90	14.28	35.70	10.40 ~ 37.50	3610	660 ~ 4060	12.2	2.2 ~ 13.7	98
07+07+15+18	Wall	Wall	Duct	Duct	4.71	4.71	11.77	14.12	35.30	10.20 ~ 37.00	4000	820 ~ 4390	13.5	2.8 ~ 14.8	98
07+09+09+09	Wall	Wall	Wall	Wall	7.23	9.03	9.03	9.03	34.30	10.10 ~ 36.50	3130	560 ~ 3410	10.5	1.9 ~ 11.5	98
07+09+09+09	Wall	Wall	Wall	Duct	7.16	8.95	8.95	8.95	34.00	9.90 ~ 35.90	3380	620 ~ 3740	11.4	2.1 ~ 12.6	98
07+09+09+09	Wall	Wall	Duct	Duct	7.10	8.87	8.87	8.87	33.70	9.90 ~ 35.40	3570	670 ~ 3940	12.0	2.3 ~ 13.3	98
07+09+09+09	Wall	Duct	Duct	Duct	7.01	8.76	8.76	8.76	33.30	9.90 ~ 34.80	3770	730 ~ 4070	12.7	2.5 ~ 13.7	98
07+09+09+12	Wall	Wall	Wall	Wall	6.87	8.57	8.57	12.00	36.00	10.10 ~ 38.00	3420	550 ~ 3420	11.5	1.9 ~ 11.5	98
07+09+09+12	Wall	Wall	Wall	Duct	6.80	8.50	8.50	11.90	35.70	10.00 ~ 37.50	3680	610 ~ 4060	12.4	2.1 ~ 13.7	98
07+09+09+12	Wall	Wall	Duct	Wall	6.80	8.50	8.50	11.90	35.70	10.00 ~ 37.50	3680	610 ~ 3980	12.4	2.1 ~ 13.4	98
07+09+09+12	Wall	Wall	Duct	Duct	6.73	8.40	8.40	11.77	35.30	10.00 ~ 37.00	3950	670 ~ 4180	13.3	2.3 ~ 14.1	98
07+09+09+12	Wall	Duct	Duct	Wall	6.73	8.40	8.40	11.77	35.30	10.00 ~ 37.00	3880	670 ~ 4180	13.1	2.3 ~ 14.1	98
07+09+09+12	Wall	Duct	Duct	Duct	6.67	8.33	8.33	11.67	35.00	9.90 ~ 36.50	4150	730 ~ 4380	14.0	2.5 ~ 14.8	98
07+09+09+15	Wall	Wall	Wall	Wall	6.00	7.50	7.50	15.00	36.00	10.40 ~ 38.00	3260	500 ~ 3400	11.0	1.7 ~ 11.5	98
07+09+09+15	Wall	Wall	Wall	Duct	5.94	7.44	7.44	14.88	35.70	10.20 ~ 37.50	3660	680 ~ 4110	12.3	2.3 ~ 13.9	98
07+09+09+15	Wall	Wall	Duct	Wall	5.95	7.44	7.44	14.88	35.70	10.40 ~ 37.50	3520	560 ~ 3970	11.9	1.9 ~ 13.4	98
07+09+09+15	Wall	Wall	Duct	Duct	5.87	7.35	7.35	14.71	35.30	10.20 ~ 37.00	3930	740 ~ 4310	13.2	2.5 ~ 14.5	98
07+09+09+15	Wall	Duct	Duct	Wall	5.88	7.35	7.35	14.71	35.30	10.30 ~ 37.00	3720	620 ~ 4170	12.5	2.1 ~ 14.1	98
07+09+09+15	Wall	Duct	Duct	Duct	5.83	7.29	7.29	14.58	35.00	10.20 ~ 36.50	4130	800 ~ 4440	13.9	2.7 ~ 15.0	98
07+09+09+18	Wall	Wall	Wall	Wall	5.54	6.92	6.92	16.62	36.00	10.40 ~ 38.00	3260	500 ~ 3400	11.0	1.7 ~ 11.5	98
07+09+09+18	Wall	Wall	Wall	Duct	5.48	6.87	6.87	16.48	35.70	10.20 ~ 37.50	3650	670 ~ 4100	12.3	2.3 ~ 13.8	98
07+09+09+18	Wall	Wall	Duct	Wall	5.49	6.87	6.87	16.48	35.70	10.40 ~ 37.50	3520	560 ~ 3970	11.9	1.9 ~ 13.4	98
07+09+09+18	Wall	Wall	Duct	Duct	5.43	6.79	6.79	16.29	35.30	10.20 ~ 37.00	3920	730 ~ 4300	13.2	2.5 ~ 14.5	98
07+09+09+18	Wall	Duct	Duct	Wall	5.44	6.79	6.79	16.29	35.30	10.30 ~ 37.00	3720	620 ~ 4170	12.5	2.1 ~ 14.1	98
07+09+09+18	Wall	Duct	Duct	Duct	5.37	6.73	6.73	16.15	35.00	10.20 ~ 36.50	4110	790 ~ 4420	13.9	2.7 ~ 14.9	98
07+09+12+12	Wall	Wall	Wall	Wall	6.26	7.83	10.97	10.96	36.00	10.10 ~ 38.00	3420	550 ~ 3420	11.5	1.9 ~ 11.5	98
07+09+12+12	Wall	Wall	Wall	Duct	6.21	7.76	10.87	10.87	35.70	10.00 ~ 37.50	3680	610 ~ 4060	12.4	2.1 ~ 13.7	98
07+09+12+12	Wall	Wall	Duct	Duct	6.14	7.67	10.74	10.74	35.30	10.00 ~ 37.00	3950	670 ~ 4260	13.3	2.3 ~ 14.4	98
07+09+12+12	Wall	Duct	Wall	Wall	6.21	7.76	10.87	10.87	35.70	10.10 ~ 37.50	3690	610 ~ 3990	12.4	2.1 ~ 13.4	98
07+09+12+12	Wall	Duct	Wall	Duct	6.14	7.67	10.74	10.74	35.30	10.00 ~ 37.00	3950	670 ~ 4180	13.3	2.3 ~ 14.1	98
07+09+12+12	Wall	Duct	Duct	Duct	6.09	7.61	10.65	10.65	35.00	9.90 ~ 36.50	4150	730 ~ 4380	14.0	2.5 ~ 14.8	98
07+09+12+15	Wall	Wall	Wall	Wall	5.54	6.92	9.69	13.85	36.00	10.40 ~ 38.00	3260	500 ~ 3400	11.0	1.7 ~ 11.5	98
07+09+12+15	Wall	Wall	Wall	Duct	5.49	6.87	9.60	13.73	35.70	10.30 ~ 37.50	3660	680 ~ 4110	12.3	2.3 ~ 13.9	98
07+09+12+15	Wall	Wall	Duct	Wall	5.49	6.87	9.61	13.73	35.70	10.40 ~ 37.50	3520	560 ~ 3970	11.9	1.9 ~ 13.4	98
07+09+12+15	Wall	Wall	Duct	Duct	5.43	6.79	9.50	13.58	35.30	10.20 ~ 37.00	3930	740 ~ 4310	13.2	2.5 ~ 14.5	98
07+09+12+15	Wall	Duct	Wall	Wall	5.49	6.87	9.61	13.73	35.70	10.40 ~ 37.50	3530	560 ~ 3970	11.9	1.9 ~ 13.4	98
07+09+12+15	Wall	Duct	Wall	Duct	5.43	6.79	9.50	13.58	35.30	10.20 ~ 37.00	3860	740 ~ 4320	13.0	2.5 ~ 14.6	98
07+09+12+15	Wall	Duct	Duct	Wall	5.43	6.79	9.50	13.58	35.30	10.30 ~ 37.00	3720	620 ~ 4170	12.5	2.1 ~ 14.1	98
07+09+12+15	Wall	Duct	Duct	Duct	5.38	6.73	9.42	13.46	35.00	10.20 ~ 36.50	4130	800 ~ 4440	13.9	2.7 ~ 15.0	98
07+09+12+18	Wall	Wall	Wall	Wall	5.14	6.43	9.00	15.43	36.00	10.40 ~ 38.00	3260	490 ~ 3410	11.0	1.7 ~ 11.5	98
07+09+12+18	Wall	Wall	Wall	Duct	5.10	6.38	8.92	15.30	35.70	10.30 ~ 37.50	3650	670 ~ 4100	12.3	2.3 ~ 13.8	98
07+09+12+18	Wall	Wall	Duct	Wall	5.10	6.38	8.93	15.30	35.70	10.40 ~ 37.50	3520	560 ~ 3970	11.9	1.9 ~ 13.4	98
07+09+12+18	Wall	Wall	Duct	Duct	5.04	6.30	8.83	15.13	35.30	10.20 ~ 37.00	3920	730 ~ 4300	13.2	2.5 ~ 14.5	98
07+09+12+18	Wall	Duct	Wall	Wall	5.10	6.38	8.93	15.30	35.70	10.40 ~ 37.50	3530	550 ~ 3970	11.9	1.9 ~ 13.4	98
07+09+12+18	Wall	Duct	Wall	Duct	5.04	6.30	8.83	15.13	35.30	10.20 ~ 37.00	3920	730 ~ 4300	13.2	2.5 ~ 14.5	98
07+09+12+18	Wall	Duct	Duct	Wall	5.04	6.30	8.83	15.13	35.30	10.30 ~ 37.00	3720	620 ~ 4170	12.5	2.1 ~ 14.1	98
07+09+12+18	Wall	Duct	Duct	Duct	5.00	6.25	8.75	15.00	35.00	10.20 ~ 36.50	4110	790 ~ 4420	13.9	2.7 ~ 14.9	98
07+09+15+15	Wall	Wall	Wall	Wall	4.97	6.21	12.42	12.41	36.00	10.40 ~ 38.00	3230	420 ~ 3440	10.9	1.4 ~ 11.6	98

Combination of indoor unit	Type of indoor unit				Capacity of each indoor unit										
					Each capacity (kBtu/h)				Total capacity (kBtu/h)		Total input (W)		Total current (A)		Power factor (%)
	A room	B room	C room	D room	A room	B room	C room	D room	Rating	(min ~ max)	Rating	(min ~ max)	Rating	(min ~ max)	Rating
07+09+15+15	Wall	Wall	Wall	Duct	4.92	6.16	12.31	12.31	35.70	10.40 ~ 37.50	3570	620 ~ 3930	12.0	2.1 ~ 13.2	98
07+09+15+15	Wall	Wall	Duct	Duct	4.87	6.09	12.17	12.17	35.30	10.30 ~ 37.00	3900	800 ~ 4200	13.1	2.7 ~ 14.2	98
07+09+15+15	Wall	Duct	Wall	Wall	4.92	6.16	12.31	12.31	35.70	10.40 ~ 37.50	3560	480 ~ 4090	12.0	1.6 ~ 13.8	98
07+09+15+15	Wall	Duct	Wall	Duct	4.87	6.09	12.17	12.17	35.30	10.40 ~ 37.00	3830	680 ~ 4130	12.9	2.3 ~ 13.9	98
07+09+15+15	Wall	Duct	Duct	Duct	4.83	6.03	12.07	12.07	35.00	10.30 ~ 36.50	4170	860 ~ 4330	14.1	2.9 ~ 14.6	98
07+12+12+12	Wall	Wall	Wall	Wall	5.75	10.08	10.08	10.08	36.00	10.20 ~ 38.00	3430	550 ~ 3430	11.6	1.9 ~ 11.6	98
07+12+12+12	Wall	Wall	Wall	Duct	5.70	10.00	10.00	10.00	35.70	10.10 ~ 37.50	3690	610 ~ 4070	12.4	2.1 ~ 13.7	98
07+12+12+12	Wall	Wall	Duct	Duct	5.66	9.88	9.88	9.88	35.30	10.00 ~ 37.00	3950	670 ~ 4260	13.3	2.3 ~ 14.4	98
07+12+12+12	Wall	Duct	Duct	Duct	5.61	9.80	9.80	9.80	35.00	9.90 ~ 36.50	4220	730 ~ 4460	14.2	2.5 ~ 15.0	98
07+12+12+15	Wall	Wall	Wall	Wall	5.14	9.00	9.00	12.86	36.00	10.40 ~ 38.00	3270	490 ~ 3410	11.0	1.7 ~ 11.5	98
07+12+12+15	Wall	Wall	Wall	Duct	5.09	8.93	8.93	12.75	35.70	10.30 ~ 37.50	3670	670 ~ 4120	12.4	2.3 ~ 13.9	98
07+12+12+15	Wall	Wall	Duct	Wall	5.10	8.93	8.93	12.75	35.70	10.40 ~ 37.50	3530	560 ~ 3970	11.9	1.9 ~ 13.4	98
07+12+12+15	Wall	Wall	Duct	Duct	5.04	8.83	8.83	12.61	35.30	10.20 ~ 37.00	3930	740 ~ 4320	13.2	2.5 ~ 14.6	98
07+12+12+15	Wall	Duct	Duct	Wall	5.05	8.83	8.83	12.61	35.30	10.30 ~ 37.00	3790	620 ~ 4170	12.8	2.1 ~ 14.1	98
07+12+12+15	Wall	Duct	Duct	Duct	4.99	8.75	8.75	12.50	35.00	10.20 ~ 36.50	4130	800 ~ 4440	13.9	2.7 ~ 15.0	98
09+09+09+09	Wall	Wall	Wall	Wall	9.00	9.00	9.00	9.00	36.00	10.10 ~ 38.00	3910	590 ~ 3940	13.2	2.0 ~ 13.3	98
09+09+09+09	Wall	Wall	Wall	Duct	8.93	8.93	8.93	8.93	35.70	10.00 ~ 37.50	4060	610 ~ 4060	13.7	2.1 ~ 13.7	98
09+09+09+09	Wall	Wall	Duct	Duct	8.80	8.80	8.80	8.80	35.20	10.00 ~ 37.00	4110	670 ~ 4260	13.9	2.3 ~ 14.4	98
09+09+09+09	Wall	Duct	Duct	Duct	8.75	8.75	8.75	8.75	35.00	9.90 ~ 36.50	4310	730 ~ 4470	14.5	2.5 ~ 15.1	98
09+09+09+09	Duct	Duct	Duct	Duct	8.65	8.65	8.65	8.65	34.60	9.90 ~ 36.00	4370	820 ~ 4670	14.7	2.8 ~ 15.7	98
09+09+09+12	Wall	Wall	Wall	Wall	8.18	8.18	8.18	11.45	36.00	10.10 ~ 38.00	3420	550 ~ 3420	11.5	1.9 ~ 11.5	98
09+09+09+12	Wall	Wall	Wall	Duct	8.11	8.11	8.11	11.36	35.70	10.00 ~ 37.50	3680	610 ~ 4060	12.4	2.1 ~ 13.7	98
09+09+09+12	Wall	Wall	Duct	Wall	8.11	8.11	8.11	11.36	35.70	10.10 ~ 37.50	3690	610 ~ 3990	12.4	2.1 ~ 13.4	98
09+09+09+12	Wall	Wall	Duct	Duct	8.02	8.02	8.02	11.23	35.30	10.00 ~ 37.00	3880	670 ~ 4180	13.1	2.3 ~ 14.1	98
09+09+09+12	Wall	Duct	Duct	Wall	8.02	8.02	8.02	11.23	35.30	10.00 ~ 37.00	3880	670 ~ 4190	13.1	2.3 ~ 14.1	98
09+09+09+12	Wall	Duct	Duct	Duct	7.95	7.95	7.95	11.14	35.00	9.90 ~ 36.50	4150	730 ~ 4390	14.0	2.5 ~ 14.8	98
09+09+09+12	Duct	Duct	Duct	Wall	7.95	7.95	7.95	11.14	35.00	10.00 ~ 36.50	4080	720 ~ 4390	13.8	2.4 ~ 14.8	98
09+09+09+12	Duct	Duct	Duct	Duct	7.86	7.86	7.86	11.01	34.60	9.90 ~ 36.00	4350	780 ~ 4590	14.7	2.6 ~ 15.5	98
09+09+09+15	Wall	Wall	Wall	Wall	7.20	7.20	7.20	14.40	36.00	10.40 ~ 38.00	3260	500 ~ 3400	11.0	1.7 ~ 11.5	98
09+09+09+15	Wall	Wall	Wall	Duct	7.14	7.14	7.14	14.28	35.70	10.30 ~ 37.50	3660	680 ~ 4110	12.3	2.3 ~ 13.9	98
09+09+09+15	Wall	Wall	Duct	Wall	7.14	7.14	7.14	14.28	35.70	10.40 ~ 37.50	3530	560 ~ 3970	11.9	1.9 ~ 13.4	98
09+09+09+15	Wall	Wall	Duct	Duct	7.06	7.06	7.06	14.12	35.30	10.20 ~ 37.00	3860	740 ~ 4320	13.0	2.5 ~ 14.6	98
09+09+09+15	Wall	Duct	Duct	Wall	7.06	7.06	7.06	14.12	35.30	10.40 ~ 37.00	3720	620 ~ 4170	12.5	2.1 ~ 14.1	98
09+09+09+15	Wall	Duct	Duct	Duct	7.00	7.00	7.00	14.00	35.00	10.20 ~ 36.50	4050	800 ~ 4440	13.7	2.7 ~ 15.0	98
09+09+09+15	Duct	Duct	Duct	Wall	7.00	7.00	7.00	14.00	35.00	10.30 ~ 36.50	3920	680 ~ 4380	13.2	2.3 ~ 14.8	98
09+09+09+15	Duct	Duct	Duct	Duct	6.92	6.92	6.92	13.84	34.60	10.10 ~ 36.00	4250	860 ~ 4650	14.3	2.9 ~ 15.7	98
09+09+09+18	Wall	Wall	Wall	Wall	6.67	6.67	6.67	16.00	36.00	10.40 ~ 38.00	3260	490 ~ 3410	11.0	1.7 ~ 11.5	98
09+09+09+18	Wall	Wall	Wall	Duct	6.61	6.61	6.61	15.87	35.70	10.30 ~ 37.50	3650	670 ~ 4100	12.3	2.3 ~ 13.8	98
09+09+09+18	Wall	Wall	Duct	Wall	6.61	6.61	6.61	15.87	35.70	10.40 ~ 37.50	3530	560 ~ 3970	11.9	1.9 ~ 13.4	98
09+09+09+18	Wall	Wall	Duct	Duct	6.54	6.54	6.54	15.69	35.30	10.20 ~ 37.00	3850	730 ~ 4300	13.0	2.5 ~ 14.5	98
09+09+09+18	Wall	Duct	Duct	Wall	6.54	6.54	6.54	15.69	35.30	10.40 ~ 37.00	3720	620 ~ 4180	12.5	2.1 ~ 14.1	98
09+09+09+18	Wall	Duct	Duct	Duct	6.48	6.48	6.48	15.56	35.00	10.20 ~ 36.50	4040	790 ~ 4430	13.6	2.7 ~ 14.9	98
09+09+09+18	Duct	Duct	Duct	Wall	6.48	6.48	6.48	15.56	35.00	10.30 ~ 36.50	3920	680 ~ 4380	13.2	2.3 ~ 14.8	98
09+09+09+18	Duct	Duct	Duct	Duct	6.41	6.41	6.41	15.38	34.60	10.10 ~ 36.00	4240	840 ~ 4630	14.3	2.8 ~ 15.6	98
09+09+12+12	Wall	Wall	Wall	Wall	7.50	7.50	10.50	10.50	36.00	10.20 ~ 38.00	3430	550 ~ 3430	11.6	1.9 ~ 11.6	98
09+09+12+12	Wall	Wall	Wall	Duct	7.44	7.44	10.41	10.41	35.70	10.10 ~ 37.50	3690	610 ~ 4070	12.4	2.1 ~ 13.7	98
09+09+12+12	Wall	Wall	Duct	Duct	7.35	7.35	10.30	10.30	35.30	10.00 ~ 37.00	3880	670 ~ 4260	13.1	2.3 ~ 14.4	98
09+09+12+12	Wall	Duct	Wall	Wall	7.44	7.44	10.41	10.41	35.70	10.10 ~ 37.50	3690	610 ~ 3990	12.4	2.1 ~ 13.4	98
09+09+12+12	Wall	Duct	Wall	Duct	7.35	7.35	10.30	10.30	35.30	10.00 ~ 37.00	3880	670 ~ 4190	13.1	2.3 ~ 14.1	98
09+09+12+12	Wall	Duct	Duct	Duct	7.29	7.29	10.21	10.21	35.00	9.90 ~ 36.50	4150	730 ~ 4390	14.0	2.5 ~ 14.8	98
09+09+12+12	Duct	Duct	Wall	Wall	7.35	7.35	10.30	10.30	35.30	10.10 ~ 37.00	3890	660 ~ 4200	13.1	2.2 ~ 14.2	98
09+09+12+12	Duct	Duct	Wall	Duct	7.29	7.29	10.21	10.21	35.00	10.00 ~ 36.50	4080	720 ~ 4390	13.8	2.4 ~ 14.8	98
09+09+12+12	Duct	Duct	Duct	Duct	7.21	7.21	10.09	10.09	34.60	9.90 ~ 36.00	4350	780 ~ 4590	14.7	2.6 ~ 15.5	98
09+09+12+15	Wall	Wall	Wall	Wall	6.67	6.67	9.34	13.33	36.00	10.40 ~ 38.00	3270	490 ~ 3410	11.0	1.7 ~ 11.5	98
09+09+12+15	Wall	Wall	Wall	Duct	6.61	6.61	9.26	13.22	35.70	10.30 ~ 37.50	3670	680 ~ 4120	12.4	2.3 ~ 13.9	98
09+09+12+15	Wall	Wall	Duct	Wall	6.61	6.61	9.26	13.22	35.70	10.40 ~ 37.50	3530	560 ~ 3970	11.9	1.9 ~ 13.4	98
09+09+12+15	Wall	Wall	Duct	Duct	6.54	6.54	9.15	13.07	35.30	10.20 ~ 37.00	3860	740 ~ 4320	13.0	2.5 ~ 14.6	98
09+09+12+15	Wall	Duct	Wall	Wall	6.61	6.61	9.26	13.22	35.70	10.40 ~ 37.50	3530	550 ~ 3980	11.9	1.9 ~ 13.4	98
09+09+12+15	Wall	Duct	Wall	Duct	6.54	6.54	9.15	13.07	35.30	10.20 ~ 37.00	3860	730 ~ 4240	13.0	2.5 ~ 14.3	98
09+09+12+15	Wall	Duct	Duct	Wall	6.54	6.54	9.15	13.07	35.30	10.40 ~ 37.00	3720	620 ~ 4170	12.5	2.1 ~ 14.1	98
09+09+12+15	Wall	Duct	Duct	Duct	6.48	6.48	9.07	12.96	35.00	10.20 ~ 36.50	4050	800 ~ 4440	13.7	2.7 ~ 15.0	98

Combination of indoor unit	Type of indoor unit				Capacity of each indoor unit										
					Each capacity (kBtu/h)				Total capacity (kBtu/h)		Total input (W)		Total current (A)		Power factor (%)
	A room	B room	C room	D room	A room	B room	C room	D room	Rating	(min ~ max)	Rating	(min ~ max)	Rating	(min ~ max)	Rating
09+09+12+15	Duct	Duct	Wall	Wall	6.54	6.54	9.15	13.07	35.30	10.40 ~ 37.00	3720	610 ~ 4180	12.5	2.1 ~ 14.1	98
09+09+12+15	Duct	Duct	Wall	Duct	6.48	6.48	9.07	12.96	35.00	10.20 ~ 36.50	4060	790 ~ 4440	13.7	2.7 ~ 15.0	98
09+09+12+15	Duct	Duct	Duct	Wall	6.48	6.48	9.07	12.96	35.00	10.30 ~ 36.50	3920	680 ~ 4380	13.2	2.3 ~ 14.8	98
09+09+12+15	Duct	Duct	Duct	Duct	6.41	6.41	8.96	12.81	34.60	10.10 ~ 36.00	4250	860 ~ 4650	14.3	2.9 ~ 15.7	98
09+09+12+18	Wall	Wall	Wall	Wall	6.21	6.21	8.70	14.90	36.00	10.40 ~ 38.00	3270	490 ~ 3410	11.0	1.7 ~ 11.5	98
09+09+12+18	Wall	Wall	Wall	Duct	6.16	6.16	8.62	14.77	35.70	10.30 ~ 37.50	3660	660 ~ 4110	12.3	2.2 ~ 13.9	98
09+09+12+18	Wall	Wall	Duct	Wall	6.16	6.16	8.62	14.77	35.70	10.40 ~ 37.50	3530	560 ~ 3970	11.9	1.9 ~ 13.4	98
09+09+12+18	Wall	Wall	Duct	Duct	6.09	6.09	8.52	14.61	35.30	10.20 ~ 37.00	3850	730 ~ 4300	13.0	2.5 ~ 14.5	98
09+09+12+18	Wall	Duct	Wall	Wall	6.16	6.16	8.62	14.77	35.70	10.40 ~ 37.50	3530	550 ~ 3980	11.9	1.9 ~ 13.4	98
09+09+12+18	Wall	Duct	Wall	Duct	6.09	6.09	8.52	14.61	35.30	10.20 ~ 37.00	3850	720 ~ 4230	13.0	2.4 ~ 14.3	98
09+09+12+18	Wall	Duct	Duct	Wall	6.09	6.09	8.52	14.61	35.30	10.40 ~ 37.00	3720	620 ~ 4180	12.5	2.1 ~ 14.1	98
09+09+12+18	Wall	Duct	Duct	Duct	6.03	6.03	8.45	14.48	35.00	10.20 ~ 36.50	4120	790 ~ 4430	13.9	2.7 ~ 14.9	98
09+09+12+18	Duct	Duct	Wall	Wall	6.09	6.09	8.52	14.61	35.30	10.40 ~ 37.00	3730	610 ~ 4180	12.6	2.1 ~ 14.1	98
09+09+12+18	Duct	Duct	Wall	Duct	6.03	6.03	8.45	14.48	35.00	10.20 ~ 36.50	4050	780 ~ 4430	13.7	2.6 ~ 14.9	98
09+09+12+18	Duct	Duct	Duct	Wall	6.03	6.03	8.45	14.48	35.00	10.30 ~ 36.50	3920	680 ~ 4380	13.2	2.3 ~ 14.8	98
09+09+12+18	Duct	Duct	Duct	Duct	5.97	5.97	8.34	14.32	34.60	10.10 ~ 36.00	4320	840 ~ 4630	14.6	2.8 ~ 15.6	98
09+09+15+15	Wall	Wall	Wall	Wall	6.00	6.00	12.00	12.00	36.00	10.40 ~ 38.00	3300	410 ~ 3440	11.1	1.4 ~ 11.6	98
09+09+15+15	Wall	Wall	Wall	Duct	5.95	5.95	11.90	11.90	35.70	10.40 ~ 37.50	3640	610 ~ 3940	12.3	2.1 ~ 13.3	98
09+09+15+15	Wall	Wall	Duct	Duct	5.88	5.88	11.77	11.77	35.30	10.40 ~ 37.00	3910	800 ~ 4210	13.2	2.7 ~ 14.2	98
09+09+15+15	Wall	Duct	Wall	Wall	5.95	5.95	11.90	11.90	35.70	10.40 ~ 37.50	3530	550 ~ 3820	11.9	1.9 ~ 12.9	98
09+09+15+15	Wall	Duct	Wall	Duct	5.88	5.88	11.77	11.77	35.30	10.40 ~ 37.00	3840	670 ~ 4140	12.9	2.3 ~ 14.0	98
09+09+15+15	Wall	Duct	Duct	Duct	5.83	5.83	11.67	11.67	35.00	10.30 ~ 36.50	4180	860 ~ 4330	14.1	2.9 ~ 14.6	98
09+09+15+15	Duct	Duct	Wall	Wall	5.88	5.88	11.77	11.77	35.30	10.40 ~ 37.00	3840	540 ~ 4290	12.9	1.8 ~ 14.5	98
09+09+15+15	Duct	Duct	Wall	Duct	5.83	5.83	11.67	11.67	35.00	10.40 ~ 36.50	4030	740 ~ 4340	13.6	2.5 ~ 14.6	98
09+09+15+15	Duct	Duct	Duct	Duct	5.77	5.77	11.53	11.53	34.60	10.30 ~ 36.00	4380	920 ~ 4530	14.8	3.1 ~ 15.3	98
09+12+12+12	Wall	Wall	Wall	Wall	6.93	9.69	9.69	9.69	36.00	10.20 ~ 38.00	3430	540 ~ 3430	11.6	1.8 ~ 11.6	98
09+12+12+12	Wall	Wall	Wall	Duct	6.86	9.61	9.61	9.61	35.70	10.10 ~ 37.50	3690	610 ~ 4070	12.4	2.1 ~ 13.7	98
09+12+12+12	Wall	Wall	Duct	Duct	6.79	9.50	9.50	9.50	35.30	10.00 ~ 37.00	3880	670 ~ 4270	13.1	2.3 ~ 14.4	98
09+12+12+12	Wall	Duct	Duct	Duct	6.73	9.42	9.42	9.42	35.00	9.90 ~ 36.50	4150	730 ~ 4470	14.0	2.5 ~ 15.1	98
09+12+12+12	Duct	Wall	Wall	Wall	6.86	9.61	9.61	9.61	35.70	10.10 ~ 37.50	3700	600 ~ 4000	12.5	2.0 ~ 13.5	98
09+12+12+12	Duct	Wall	Wall	Duct	6.79	9.50	9.50	9.50	35.30	10.10 ~ 37.00	3890	660 ~ 4200	13.1	2.2 ~ 14.2	98
09+12+12+12	Duct	Wall	Duct	Duct	6.73	9.42	9.42	9.42	35.00	10.00 ~ 36.50	4160	720 ~ 4390	14.0	2.4 ~ 14.8	98
09+12+12+12	Duct	Duct	Duct	Duct	6.66	9.32	9.32	9.32	34.60	9.90 ~ 36.00	4350	780 ~ 4590	14.7	2.6 ~ 15.5	98
09+12+12+15	Wall	Wall	Wall	Wall	6.21	8.69	8.69	12.41	36.00	10.40 ~ 38.00	3270	490 ~ 3410	11.0	1.7 ~ 11.5	98
09+12+12+15	Wall	Wall	Wall	Duct	6.16	8.62	8.62	12.31	35.70	10.30 ~ 37.50	3670	670 ~ 4120	12.4	2.3 ~ 13.9	98
09+12+12+15	Wall	Wall	Duct	Wall	6.16	8.62	8.62	12.31	35.70	10.40 ~ 37.50	3530	550 ~ 3980	11.9	1.9 ~ 13.4	98
09+12+12+15	Wall	Wall	Duct	Duct	6.09	8.52	8.52	12.17	35.30	10.20 ~ 37.00	3860	730 ~ 4240	13.0	2.5 ~ 14.3	98
09+12+12+15	Wall	Duct	Duct	Wall	6.09	8.52	8.52	12.17	35.30	10.40 ~ 37.00	3720	620 ~ 4170	12.5	2.1 ~ 14.1	98
09+12+12+15	Wall	Duct	Duct	Duct	6.03	8.45	8.45	12.07	35.00	10.20 ~ 36.50	4130	800 ~ 4440	13.9	2.7 ~ 15.0	98
09+12+12+15	Duct	Wall	Wall	Wall	6.16	8.62	8.62	12.31	35.70	10.40 ~ 37.50	3530	550 ~ 3980	11.9	1.9 ~ 13.4	98
09+12+12+15	Duct	Wall	Wall	Duct	6.09	8.52	8.52	12.17	35.30	10.30 ~ 37.00	3870	730 ~ 4250	13.0	2.5 ~ 14.3	98
09+12+12+15	Duct	Wall	Duct	Wall	6.09	8.52	8.52	12.17	35.30	10.40 ~ 37.00	3720	610 ~ 4180	12.5	2.1 ~ 14.1	98
09+12+12+15	Duct	Wall	Duct	Duct	6.03	8.45	8.45	12.07	35.00	10.20 ~ 36.50	4060	790 ~ 4440	13.7	2.7 ~ 15.0	98
09+12+12+15	Duct	Duct	Duct	Wall	6.03	8.45	8.45	12.07	35.00	10.30 ~ 36.50	3920	680 ~ 4380	13.2	2.3 ~ 14.8	98
09+12+12+15	Duct	Duct	Duct	Duct	5.97	8.35	8.35	11.93	34.60	10.10 ~ 36.00	4330	860 ~ 4650	14.6	2.9 ~ 15.7	98
12+12+12+12	Wall	Wall	Wall	Wall	9.00	9.00	9.00	9.00	36.00	10.20 ~ 38.00	3370	540 ~ 3440	11.4	1.8 ~ 11.6	98
12+12+12+12	Wall	Wall	Wall	Duct	8.93	8.93	8.93	8.93	35.70	10.10 ~ 37.50	3620	600 ~ 3770	12.2	2.0 ~ 12.7	98
12+12+12+12	Wall	Wall	Duct	Duct	8.83	8.83	8.83	8.83	35.30	10.10 ~ 37.00	3810	660 ~ 3810	12.8	2.2 ~ 12.8	98
12+12+12+12	Wall	Duct	Duct	Duct	8.75	8.75	8.75	8.75	35.00	10.00 ~ 36.50	4080	720 ~ 4160	13.8	2.4 ~ 14.0	98
12+12+12+12	Duct	Duct	Duct	Duct	8.65	8.65	8.65	8.65	34.60	9.90 ~ 36.00	4270	780 ~ 4350	14.4	2.6 ~ 14.7	98

Notes:

1. Cooling capacity is based on 80°FDB (26.7°CDB) / 67°FWB (19.4°CWB) (Indoor temperature), 95°FDB (35°CDB) / 75°FWB (24°CWB) (Outdoor temperature).
   Heating capacity is based on 70°FDB (21°CDB) / 60°FWB (15.6°CWB) (Indoor temperature), 47°FDB (8.3°CDB) / 43°FWB (6°CWB) (Outdoor temperature).
2. The total capacity of connected indoor units is up to 48.0 kBtu/h.
3. It is impossible to connect the indoor unit for one room only.
4. The above is the value for connecting with the following indoor units.
   7.0 kBtu/h class; wall mount type L series
   9.0 kBtu/h class; wall mount type L series or Duct type L series
   12.0 kBtu/h class; wall mount type L series or Duct type L series
   15.0 kBtu/h class; wall mount type L series or Duct type L series
   18.0 kBtu/h class; wall mount type L series or Duct type L series
   24.0 kBtu/h class; wall mount type L series or Duct type L series

C: 3D093918B
C: 3D093919B
C: 3D093920B
C: 3D093921B
C: 3D093922B
C: 3D093923B
C: 3D093924B
C: 3D093925B
C: 3D093926B
C: 3D093927B
C: 3D093928C
C: 3D093930B
C: 3D093931B
C: 3D093932B

Heating [60 Hz, 230 V]

Combination of indoor unit	Type of indoor unit				Capacity of each indoor unit										
					Each capacity (kBtu/h)				Total capacity (kBtu/h)		Total input (W)		Total current (A)		Power factor (%)
	A room	B room	C room	D room	A room	B room	C room	D room	Rating	(min ~ max)	Rating	(min ~ max)	Rating	(min ~ max)	Rating
07	Wall	—	—	—	8.80	—	—	—	8.80	8.30 ~ 9.70	420	380 ~ 490	1.4	1.3 ~ 1.7	98
09	Wall	—	—	—	11.30	—	—	—	11.30	11.20 ~ 12.50	620	590 ~ 690	2.1	2.0 ~ 2.3	98
09	Duct	—	—	—	10.70	—	—	—	10.70	10.60 ~ 12.50	620	580 ~ 750	2.1	2.0 ~ 2.5	98
12	Wall	—	—	—	15.00	—	—	—	15.00	11.10 ~ 16.70	860	580 ~ 1000	2.9	2.0 ~ 3.4	98
12	Duct	—	—	—	14.30	—	—	—	14.30	11.60 ~ 16.70	880	670 ~ 1150	3.0	2.3 ~ 3.9	98
15	Wall	—	—	—	18.80	—	—	—	18.80	10.50 ~ 20.80	1010	540 ~ 1140	3.4	1.8 ~ 3.8	98
15	Duct	—	—	—	17.00	—	—	—	17.00	11.20 ~ 20.80	1180	730 ~ 1560	4.0	2.5 ~ 5.3	98
18	Wall	—	—	—	22.50	—	—	—	22.50	10.50 ~ 25.00	1260	540 ~ 1450	4.2	1.8 ~ 4.9	98
18	Duct	—	—	—	19.70	—	—	—	19.70	11.20 ~ 25.00	1420	720 ~ 2020	4.8	2.4 ~ 6.8	98
24	Wall	—	—	—	27.00	—	—	—	27.00	10.30 ~ 34.40	1570	530 ~ 2310	5.3	1.8 ~ 7.8	98
24	Duct	—	—	—	25.00	—	—	—	25.00	11.10 ~ 29.70	1950	700 ~ 2550	6.6	2.4 ~ 8.6	98
07+07	Wall	Wall	—	—	8.75	8.75	—	—	17.50	10.40 ~ 19.40	870	530 ~ 990	2.9	1.8 ~ 3.3	98
07+09	Wall	Wall	—	—	8.89	11.11	—	—	20.00	10.30 ~ 22.20	990	520 ~ 1150	3.3	1.8 ~ 3.9	98
07+09	Wall	Duct	—	—	8.44	10.56	—	—	19.00	10.60 ~ 22.20	1070	590 ~ 1300	3.6	2.0 ~ 4.4	98
07+12	Wall	Wall	—	—	8.47	14.83	—	—	23.30	10.20 ~ 26.60	1180	520 ~ 1460	4.0	1.8 ~ 4.9	98
07+12	Wall	Duct	—	—	7.96	13.94	—	—	21.90	10.60 ~ 26.20	1270	590 ~ 1650	4.3	2.0 ~ 5.6	98
07+15	Wall	Wall	—	—	7.29	18.21	—	—	25.50	9.80 ~ 31.30	1230	480 ~ 1690	4.1	1.6 ~ 5.7	98
07+15	Wall	Duct	—	—	6.97	17.43	—	—	24.40	10.30 ~ 29.70	1460	670 ~ 1930	4.9	2.3 ~ 6.5	98
07+18	Wall	Wall	—	—	6.95	20.85	—	—	27.80	9.70 ~ 36.00	1390	480 ~ 2100	4.7	1.6 ~ 7.1	98
07+18	Wall	Duct	—	—	6.70	20.09	—	—	26.80	10.30 ~ 33.20	1680	660 ~ 2270	5.7	2.2 ~ 7.7	98
07+24	Wall	Wall	—	—	7.10	25.20	—	—	32.30	9.60 ~ 39.80	1740	470 ~ 2480	5.9	1.6 ~ 8.4	98
07+24	Wall	Duct	—	—	6.92	24.57	—	—	31.50	10.20 ~ 37.60	2040	640 ~ 2760	6.9	2.2 ~ 9.3	98
09+09	Wall	Wall	—	—	11.25	11.25	—	—	22.50	10.20 ~ 25.00	1150	520 ~ 1320	3.9	1.8 ~ 4.4	98
09+09	Wall	Duct	—	—	11.15	11.15	—	—	22.30	10.50 ~ 25.00	1270	590 ~ 1480	4.3	2.0 ~ 5.0	98
09+09	Duct	Duct	—	—	11.05	11.05	—	—	22.10	10.80 ~ 25.00	1440	660 ~ 1680	4.9	2.2 ~ 5.7	98
09+12	Wall	Wall	—	—	10.33	14.47	—	—	24.80	10.10 ~ 29.70	1290	510 ~ 1660	4.3	1.7 ~ 5.6	98
09+12	Wall	Duct	—	—	9.83	13.77	—	—	23.60	10.50 ~ 28.50	1370	590 ~ 1810	4.6	2.0 ~ 6.1	98
09+12	Duct	Wall	—	—	9.83	13.77	—	—	23.60	10.40 ~ 28.50	1340	580 ~ 1760	4.5	2.0 ~ 5.9	98
09+12	Duct	Duct	—	—	9.29	13.00	—	—	22.30	10.80 ~ 27.30	1440	660 ~ 1940	4.9	2.2 ~ 6.5	98
09+15	Wall	Wall	—	—	9.00	18.00	—	—	27.00	9.70 ~ 34.40	1310	480 ~ 1960	4.4	1.6 ~ 6.6	98
09+15	Wall	Duct	—	—	8.67	17.33	—	—	26.00	10.20 ~ 32.10	1540	660 ~ 2100	5.2	2.2 ~ 7.1	98
09+15	Duct	Wall	—	—	8.67	17.33	—	—	26.00	9.90 ~ 32.10	1350	550 ~ 1870	4.6	1.9 ~ 6.3	98
09+15	Duct	Duct	—	—	8.33	16.67	—	—	25.00	10.50 ~ 30.80	1630	730 ~ 2080	5.5	2.5 ~ 7.0	98
09+18	Wall	Wall	—	—	8.62	20.68	—	—	29.30	9.70 ~ 37.30	1480	480 ~ 2210	5.0	1.6 ~ 7.4	98
09+18	Wall	Duct	—	—	8.35	20.05	—	—	28.40	10.20 ~ 34.70	1750	650 ~ 2410	5.9	2.2 ~ 8.1	98
09+18	Duct	Wall	—	—	8.35	20.05	—	—	28.40	9.90 ~ 34.70	1550	540 ~ 2120	5.2	1.8 ~ 7.1	98
09+18	Duct	Duct	—	—	8.06	19.34	—	—	27.40	10.50 ~ 32.00	1900	720 ~ 2350	6.4	2.4 ~ 7.9	98
09+24	Wall	Wall	—	—	8.80	25.00	—	—	33.80	9.60 ~ 41.10	1850	470 ~ 2620	6.2	1.6 ~ 8.8	98
09+24	Wall	Duct	—	—	8.59	24.41	—	—	33.00	10.10 ~ 39.10	2170	630 ~ 2910	7.3	2.1 ~ 9.8	98
09+24	Duct	Wall	—	—	8.59	24.41	—	—	33.00	9.80 ~ 39.10	1900	540 ~ 2580	6.4	1.8 ~ 8.7	98
09+24	Duct	Duct	—	—	8.39	23.81	—	—	32.20	10.40 ~ 37.00	2290	700 ~ 2940	7.7	2.4 ~ 9.9	98
12+12	Wall	Wall	—	—	13.50	13.50	—	—	27.00	10.00 ~ 34.40	1400	500 ~ 2090	4.7	1.7 ~ 7.0	98
12+12	Duct	Wall	—	—	13.00	13.00	—	—	26.00	10.40 ~ 34.80	1520	580 ~ 2490	5.1	2.0 ~ 8.4	98
12+12	Duct	Duct	—	—	12.50	12.50	—	—	25.00	10.80 ~ 31.80	1730	660 ~ 2520	5.8	2.2 ~ 8.5	98
12+15	Wall	Wall	—	—	12.06	17.24	—	—	29.30	9.60 ~ 37.30	1470	480 ~ 2210	5.0	1.6 ~ 7.4	98
12+15	Wall	Duct	—	—	11.69	16.71	—	—	28.40	10.10 ~ 34.70	1730	650 ~ 2320	5.8	2.2 ~ 7.8	98
12+15	Duct	Wall	—	—	11.69	16.71	—	—	28.40	9.90 ~ 34.70	1560	550 ~ 2130	5.3	1.9 ~ 7.2	98
12+15	Duct	Duct	—	—	11.28	16.12	—	—	27.40	10.50 ~ 32.00	1910	730 ~ 2360	6.4	2.5 ~ 8.0	98
12+18	Wall	Wall	—	—	11.61	19.89	—	—	31.50	9.60 ~ 39.20	1650	470 ~ 2430	5.6	1.6 ~ 8.2	98
12+18	Wall	Duct	—	—	11.31	19.39	—	—	30.70	10.10 ~ 36.90	1960	640 ~ 2600	6.6	2.2 ~ 8.8	98
12+18	Duct	Wall	—	—	11.31	19.39	—	—	30.70	9.90 ~ 36.90	1740	540 ~ 2350	5.9	1.8 ~ 7.9	98
12+18	Duct	Duct	—	—	10.98	18.82	—	—	29.80	10.50 ~ 34.50	2120	720 ~ 2690	7.1	2.4 ~ 9.1	98
12+24	Wall	Wall	—	—	11.89	24.11	—	—	36.00	9.50 ~ 43.00	2050	470 ~ 2860	6.9	1.6 ~ 9.6	98
12+24	Wall	Duct	—	—	11.66	23.64	—	—	35.30	10.00 ~ 41.30	2360	630 ~ 3180	8.0	2.1 ~ 10.7	98
12+24	Duct	Wall	—	—	11.66	23.64	—	—	35.30	9.80 ~ 41.30	2160	540 ~ 2840	7.3	1.8 ~ 9.6	98
12+24	Duct	Duct	—	—	11.42	23.18	—	—	34.60	10.40 ~ 39.50	2630	700 ~ 3330	8.9	2.4 ~ 11.2	98
15+15	Wall	Wall	—	—	15.75	15.75	—	—	31.50	9.30 ~ 39.20	1660	450 ~ 2420	5.6	1.5 ~ 8.2	98
15+15	Duct	Wall	—	—	15.35	15.35	—	—	30.70	9.70 ~ 36.90	1740	620 ~ 2370	5.9	2.1 ~ 8.0	98

Combination of indoor unit	Type of indoor unit				Capacity of each indoor unit										
					Each capacity (kBtu/h)				Total capacity (kBtu/h)		Total input (W)		Total current (A)		Power factor (%)
	A room	B room	C room	D room	A room	B room	C room	D room	Rating	(min ~ max)	Rating	(min ~ max)	Rating	(min ~ max)	Rating
15+15	Duct	Duct	—	—	14.90	14.90	—	—	29.80	10.20 ~ 34.50	2070	800 ~ 2570	7.0	2.7 ~ 8.7	98
15+18	Wall	Wall	—	—	15.36	18.44	—	—	33.80	9.30 ~ 41.10	1870	450 ~ 2610	6.3	1.5 ~ 8.8	98
15+18	Wall	Duct	—	—	15.00	18.00	—	—	33.00	9.70 ~ 39.10	1970	610 ~ 2640	6.6	2.1 ~ 8.9	98
15+18	Duct	Wall	—	—	15.00	18.00	—	—	33.00	9.70 ~ 39.10	1930	620 ~ 2640	6.5	2.1 ~ 8.9	98
15+18	Duct	Duct	—	—	14.64	17.56	—	—	32.20	10.20 ~ 37.00	2280	790 ~ 2850	7.7	2.7 ~ 9.6	98
15+24	Wall	Wall	—	—	14.88	21.12	—	—	36.00	9.20 ~ 43.00	2150	450 ~ 2940	7.2	1.5 ~ 9.9	98
15+24	Wall	Duct	—	—	14.59	20.71	—	—	35.30	9.60 ~ 41.30	2150	600 ~ 2870	7.2	2.0 ~ 9.7	98
15+24	Duct	Wall	—	—	14.59	20.71	—	—	35.30	9.60 ~ 41.30	2160	610 ~ 2810	7.3	2.1 ~ 9.5	98
15+24	Duct	Duct	—	—	14.30	20.30	—	—	34.60	10.10 ~ 39.50	2460	780 ~ 3110	8.3	2.6 ~ 10.5	98
18+18	Wall	Wall	—	—	18.00	18.00	—	—	36.00	9.30 ~ 43.00	2430	450 ~ 2870	8.2	1.5 ~ 9.7	98
18+18	Duct	Wall	—	—	17.65	17.65	—	—	35.30	9.70 ~ 41.30	2830	610 ~ 2890	9.5	2.1 ~ 9.7	98
18+18	Duct	Duct	—	—	17.30	17.30	—	—	34.60	10.20 ~ 39.50	3500	780 ~ 3550	11.8	2.6 ~ 12.0	98
18+24	Wall	Wall	—	—	16.49	19.51	—	—	36.00	9.20 ~ 43.00	2160	440 ~ 2950	7.3	1.5 ~ 9.9	98
18+24	Wall	Duct	—	—	16.17	19.13	—	—	35.30	9.60 ~ 41.30	2150	600 ~ 2860	7.2	2.0 ~ 9.6	98
18+24	Duct	Wall	—	—	16.17	19.13	—	—	35.30	9.60 ~ 41.30	2150	600 ~ 2800	7.2	2.0 ~ 9.4	98
18+24	Duct	Duct	—	—	15.85	18.75	—	—	34.60	10.10 ~ 39.50	2490	770 ~ 3100	8.4	2.6 ~ 10.4	98
24+24	Wall	Wall	—	—	18.00	18.00	—	—	36.00	8.60 ~ 36.50	2210	420 ~ 2250	7.4	1.4 ~ 7.6	98
24+24	Duct	Wall	—	—	17.65	17.65	—	—	35.30	9.00 ~ 41.30	2170	570 ~ 2780	7.3	1.9 ~ 9.4	98
24+24	Duct	Duct	—	—	17.30	17.30	—	—	34.60	9.50 ~ 39.50	2450	730 ~ 2990	8.3	2.5 ~ 10.1	98
07+07+07	Wall	Wall	Wall	—	8.27	8.27	8.27	—	24.80	9.60 ~ 29.70	1170	480 ~ 1510	3.9	1.6 ~ 5.1	98
07+07+09	Wall	Wall	Wall	—	8.09	8.09	10.12	—	26.30	9.60 ~ 32.90	1260	470 ~ 1770	4.2	1.6 ~ 6.0	98
07+07+09	Wall	Wall	Duct	—	7.88	7.88	9.85	—	25.60	9.80 ~ 31.60	1280	540 ~ 1750	4.3	1.8 ~ 5.9	98
07+07+12	Wall	Wall	Wall	—	7.60	7.60	13.30	—	28.50	9.50 ~ 36.60	1430	470 ~ 2140	4.8	1.6 ~ 7.2	98
07+07+12	Wall	Wall	Duct	—	7.44	7.44	13.01	—	27.90	9.80 ~ 34.80	1480	540 ~ 2080	5.0	1.8 ~ 7.0	98
07+07+15	Wall	Wall	Wall	—	6.84	6.84	17.10	—	30.80	9.20 ~ 38.50	1660	450 ~ 2360	5.6	1.5 ~ 8.0	98
07+07+15	Wall	Wall	Duct	—	6.71	6.71	16.77	—	30.20	9.60 ~ 36.90	1720	620 ~ 2340	5.8	2.1 ~ 7.9	98
07+07+18	Wall	Wall	Wall	—	6.60	6.60	19.80	—	33.00	9.20 ~ 40.50	1860	440 ~ 2600	6.3	1.5 ~ 8.8	98
07+07+18	Wall	Wall	Duct	—	6.50	6.50	19.50	—	32.50	9.60 ~ 39.10	1860	610 ~ 2560	6.3	2.1 ~ 8.6	98
07+07+24	Wall	Wall	Wall	—	6.49	6.49	23.03	—	36.00	9.20 ~ 43.00	2200	440 ~ 2980	7.4	1.5 ~ 10.0	98
07+07+24	Wall	Wall	Duct	—	6.40	6.40	22.71	—	35.50	9.50 ~ 41.80	2180	590 ~ 2880	7.3	2.0 ~ 9.7	98
07+09+09	Wall	Wall	Wall	—	7.93	9.93	9.93	—	27.80	9.50 ~ 36.00	1360	470 ~ 2050	4.6	1.6 ~ 6.9	98
07+09+09	Wall	Wall	Duct	—	7.73	9.68	9.68	—	27.10	9.70 ~ 34.10	1400	530 ~ 1970	4.7	1.8 ~ 6.6	98
07+09+09	Wall	Duct	Duct	—	7.57	9.46	9.46	—	26.50	9.90 ~ 32.30	1470	600 ~ 1930	5.0	2.0 ~ 6.5	98
07+09+12	Wall	Wall	Wall	—	7.50	9.38	13.13	—	30.00	9.50 ~ 37.90	1530	460 ~ 2270	5.2	1.6 ~ 7.7	98
07+09+12	Wall	Wall	Duct	—	7.35	9.19	12.86	—	29.40	9.70 ~ 36.20	1580	530 ~ 2190	5.3	1.8 ~ 7.4	98
07+09+12	Wall	Duct	Wall	—	7.35	9.19	12.86	—	29.40	9.60 ~ 36.20	1560	530 ~ 2170	5.3	1.8 ~ 7.3	98
07+09+12	Wall	Duct	Duct	—	7.20	9.00	12.60	—	28.80	9.90 ~ 34.50	1620	600 ~ 2190	5.5	2.0 ~ 7.4	98
07+09+15	Wall	Wall	Wall	—	6.80	8.50	17.00	—	32.30	9.20 ~ 39.80	1840	440 ~ 2570	6.2	1.5 ~ 8.7	98
07+09+15	Wall	Wall	Duct	—	6.67	8.34	16.68	—	31.70	9.50 ~ 38.30	1830	610 ~ 2470	6.2	2.1 ~ 8.3	98
07+09+15	Wall	Duct	Wall	—	6.67	8.34	16.68	—	31.70	9.30 ~ 38.30	1750	500 ~ 2380	5.9	1.7 ~ 8.0	98
07+09+15	Wall	Duct	Duct	—	6.57	8.21	16.42	—	31.20	9.70 ~ 36.80	1870	680 ~ 2380	6.3	2.3 ~ 8.0	98
07+09+18	Wall	Wall	Wall	—	6.57	8.21	19.71	—	34.50	9.20 ~ 41.70	2050	440 ~ 2820	6.9	1.5 ~ 9.5	98
07+09+18	Wall	Wall	Duct	—	6.48	8.10	19.43	—	34.00	9.50 ~ 40.40	2060	600 ~ 2690	6.9	2.0 ~ 9.1	98
07+09+18	Wall	Duct	Wall	—	6.48	8.10	19.43	—	34.00	9.30 ~ 40.40	1990	500 ~ 2610	6.7	1.7 ~ 8.8	98
07+09+18	Wall	Duct	Duct	—	6.38	7.98	19.13	—	33.50	9.70 ~ 39.10	2060	670 ~ 2650	6.9	2.3 ~ 8.9	98
07+09+24	Wall	Wall	Wall	—	6.21	7.76	22.03	—	36.00	9.10 ~ 43.00	2230	440 ~ 3020	7.5	1.5 ~ 10.2	98
07+09+24	Wall	Wall	Duct	—	6.12	7.65	21.73	—	35.50	9.50 ~ 41.80	2170	590 ~ 2870	7.3	2.0 ~ 9.7	98
07+09+24	Wall	Duct	Wall	—	6.12	7.65	21.73	—	35.50	9.20 ~ 41.80	2150	500 ~ 2830	7.2	1.7 ~ 9.5	98
07+09+24	Wall	Duct	Duct	—	6.05	7.56	21.47	—	35.10	9.70 ~ 40.70	2210	650 ~ 2820	7.4	2.2 ~ 9.5	98
07+12+12	Wall	Wall	Wall	—	7.19	12.56	12.56	—	32.30	9.40 ~ 39.80	1730	460 ~ 2460	5.8	1.6 ~ 8.3	98
07+12+12	Wall	Wall	Duct	—	7.04	12.33	12.33	—	31.70	9.60 ~ 38.30	1750	530 ~ 2400	5.9	1.8 ~ 8.1	98
07+12+12	Wall	Duct	Duct	—	6.92	12.13	12.13	—	31.20	9.90 ~ 36.80	1850	600 ~ 2420	6.2	2.0 ~ 8.2	98
07+12+15	Wall	Wall	Wall	—	6.57	11.50	16.42	—	34.50	9.20 ~ 41.70	2070	440 ~ 2830	7.0	1.5 ~ 9.5	98
07+12+15	Wall	Wall	Duct	—	6.48	11.33	16.19	—	34.00	9.50 ~ 40.40	2070	610 ~ 2700	7.0	2.1 ~ 9.1	98
07+12+15	Wall	Duct	Wall	—	6.48	11.33	16.19	—	34.00	9.30 ~ 40.40	1990	500 ~ 2610	6.7	1.7 ~ 8.8	98
07+12+15	Wall	Duct	Duct	—	6.38	11.17	15.95	—	33.50	9.70 ~ 39.10	2070	680 ~ 2660	7.0	2.3 ~ 9.0	98
07+12+18	Wall	Wall	Wall	—	6.26	10.96	18.78	—	36.00	9.20 ~ 43.00	2210	440 ~ 2990	7.4	1.5 ~ 10.1	98
07+12+18	Wall	Wall	Duct	—	6.17	10.80	18.52	—	35.50	9.50 ~ 41.80	2180	600 ~ 2880	7.3	2.0 ~ 9.7	98
07+12+18	Wall	Duct	Wall	—	6.17	10.80	18.52	—	35.50	9.30 ~ 41.80	2120	500 ~ 2810	7.1	1.7 ~ 9.5	98
07+12+18	Wall	Duct	Duct	—	6.10	10.68	18.30	—	35.10	9.70 ~ 40.70	2240	670 ~ 2850	7.5	2.3 ~ 9.6	98
07+12+24	Wall	Wall	Wall	—	5.71	10.00	20.29	—	36.00	9.10 ~ 43.00	2320	430 ~ 3110	7.8	1.4 ~ 10.5	98

Combination of indoor unit	Type of indoor unit				Capacity of each indoor unit										
					Each capacity (kBtu/h)				Total capacity (kBtu/h)		Total input (W)		Total current (A)		Power factor (%)
	A room	B room	C room	D room	A room	B room	C room	D room	Rating	(min ~ max)	Rating	(min ~ max)	Rating	(min ~ max)	Rating
07+12+24	Wall	Wall	Duct	—	5.63	9.86	20.00	—	35.50	9.40 ~ 41.80	2170	580 ~ 2870	7.3	2.0 ~ 9.7	98
07+12+24	Wall	Duct	Wall	—	5.63	9.86	20.00	—	35.50	9.20 ~ 41.80	2150	500 ~ 2830	7.2	1.7 ~ 9.5	98
07+12+24	Wall	Duct	Duct	—	5.57	9.75	19.77	—	35.10	9.70 ~ 40.70	2210	650 ~ 2820	7.4	2.2 ~ 9.5	98
07+15+15	Wall	Wall	Wall	—	5.99	15.00	15.00	—	36.00	9.00 ~ 43.00	2530	430 ~ 3370	8.5	1.4 ~ 11.4	98
07+15+15	Wall	Wall	Duct	—	5.92	14.79	14.79	—	35.50	9.20 ~ 41.80	2310	590 ~ 2990	7.8	2.0 ~ 10.1	98
07+15+15	Wall	Duct	Duct	—	5.85	14.63	14.63	—	35.10	9.50 ~ 40.70	2470	760 ~ 2900	8.3	2.6 ~ 9.8	98
07+15+18	Wall	Wall	Wall	—	5.54	13.85	16.62	—	36.00	9.00 ~ 43.00	2560	430 ~ 3400	8.6	1.4 ~ 11.5	98
07+15+18	Wall	Wall	Duct	—	5.46	13.65	16.39	—	35.50	9.20 ~ 41.80	2250	580 ~ 2980	7.6	2.0 ~ 10.0	98
07+15+18	Wall	Duct	Wall	—	5.46	13.65	16.39	—	35.50	9.20 ~ 41.80	2280	590 ~ 3010	7.7	2.0 ~ 10.1	98
07+15+18	Wall	Duct	Duct	—	5.40	13.50	16.21	—	35.10	9.50 ~ 40.70	2330	750 ~ 2890	7.9	2.5 ~ 9.7	98
07+18+18	Wall	Wall	Wall	—	5.14	15.43	15.43	—	36.00	9.00 ~ 43.00	2590	430 ~ 3430	8.7	1.4 ~ 11.6	98
07+18+18	Wall	Wall	Duct	—	5.08	15.21	15.21	—	35.50	9.20 ~ 41.80	2310	580 ~ 3000	7.8	2.0 ~ 10.1	98
07+18+18	Wall	Duct	Duct	—	5.01	15.04	15.04	—	35.10	9.50 ~ 40.70	2280	740 ~ 2880	7.7	2.5 ~ 9.7	98
09+09+09	Wall	Wall	Wall	—	9.77	9.77	9.77	—	29.30	9.50 ~ 37.30	1500	460 ~ 2180	5.1	1.6 ~ 7.3	98
09+09+09	Wall	Wall	Duct	—	9.57	9.57	9.57	—	28.70	9.60 ~ 35.50	1490	530 ~ 2080	5.0	1.8 ~ 7.0	98
09+09+09	Wall	Duct	Duct	—	9.33	9.33	9.33	—	28.00	9.80 ~ 33.80	1590	590 ~ 2070	5.4	2.0 ~ 7.0	98
09+09+09	Duct	Duct	Duct	—	9.13	9.13	9.13	—	27.40	10.10 ~ 32.00	1620	660 ~ 2060	5.5	2.2 ~ 6.9	98
09+09+12	Wall	Wall	Wall	—	9.26	9.26	12.97	—	31.50	9.40 ~ 39.20	1690	460 ~ 2410	5.7	1.6 ~ 8.1	98
09+09+12	Wall	Wall	Duct	—	9.09	9.09	12.72	—	30.90	9.60 ~ 37.60	1710	530 ~ 2350	5.8	1.8 ~ 7.9	98
09+09+12	Wall	Duct	Wall	—	9.09	9.09	12.72	—	30.90	9.60 ~ 37.60	1700	520 ~ 2340	5.7	1.8 ~ 7.9	98
09+09+12	Wall	Duct	Duct	—	8.94	8.94	12.53	—	30.40	9.80 ~ 36.10	1780	590 ~ 2290	6.0	2.0 ~ 7.7	98
09+09+12	Duct	Duct	Wall	—	8.94	8.94	12.53	—	30.40	9.80 ~ 36.10	1760	590 ~ 2270	5.9	2.0 ~ 7.7	98
09+09+12	Duct	Duct	Duct	—	8.76	8.76	12.26	—	29.80	10.10 ~ 34.50	1890	660 ~ 2370	6.4	2.2 ~ 8.0	98
09+09+15	Wall	Wall	Wall	—	8.45	8.45	16.89	—	33.80	9.20 ~ 41.10	2030	440 ~ 2740	6.8	1.5 ~ 9.2	98
09+09+15	Wall	Wall	Duct	—	8.33	8.33	16.65	—	33.30	9.50 ~ 39.70	1990	610 ~ 2600	6.7	2.1 ~ 8.8	98
09+09+15	Wall	Duct	Wall	—	8.33	8.33	16.65	—	33.30	9.30 ~ 39.70	1960	500 ~ 2570	6.6	1.7 ~ 8.7	98
09+09+15	Wall	Duct	Duct	—	8.18	8.18	16.34	—	32.70	9.60 ~ 38.40	2020	670 ~ 2540	6.8	2.3 ~ 8.6	98
09+09+15	Duct	Duct	Wall	—	8.18	8.18	16.34	—	32.70	9.40 ~ 38.40	1900	560 ~ 2420	6.4	1.9 ~ 8.2	98
09+09+15	Duct	Duct	Duct	—	8.05	8.05	16.10	—	32.20	9.90 ~ 37.00	2090	740 ~ 2580	7.0	2.5 ~ 8.7	98
09+09+18	Wall	Wall	Wall	—	8.18	8.18	19.63	—	36.00	9.20 ~ 43.00	2250	440 ~ 3000	7.6	1.5 ~ 10.1	98
09+09+18	Wall	Wall	Duct	—	8.07	8.07	19.36	—	35.50	9.50 ~ 41.80	2180	600 ~ 2880	7.3	2.0 ~ 9.7	98
09+09+18	Wall	Duct	Wall	—	8.07	8.07	19.36	—	35.50	9.30 ~ 41.80	2140	500 ~ 2820	7.2	1.7 ~ 9.5	98
09+09+18	Wall	Duct	Duct	—	7.98	7.98	19.14	—	35.10	9.60 ~ 40.70	2220	660 ~ 2830	7.5	2.2 ~ 9.5	98
09+09+18	Duct	Duct	Wall	—	7.98	7.98	19.14	—	35.10	9.40 ~ 40.70	2110	560 ~ 2700	7.1	1.9 ~ 9.1	98
09+09+18	Duct	Duct	Duct	—	7.86	7.86	18.87	—	34.60	9.90 ~ 39.50	2340	730 ~ 2870	7.9	2.5 ~ 9.7	98
09+09+24	Wall	Wall	Wall	—	7.44	7.44	21.11	—	36.00	9.10 ~ 43.00	2320	430 ~ 3110	7.8	1.4 ~ 10.5	98
09+09+24	Wall	Wall	Duct	—	7.33	7.33	20.83	—	35.50	9.40 ~ 41.80	2220	580 ~ 2870	7.5	2.0 ~ 9.7	98
09+09+24	Wall	Duct	Wall	—	7.33	7.33	20.83	—	35.50	9.20 ~ 41.80	2220	490 ~ 2910	7.5	1.7 ~ 9.8	98
09+09+24	Wall	Duct	Duct	—	7.25	7.25	20.59	—	35.10	9.60 ~ 40.70	2190	650 ~ 2800	7.4	2.2 ~ 9.4	98
09+09+24	Duct	Duct	Wall	—	7.25	7.25	20.59	—	35.10	9.30 ~ 40.70	2120	550 ~ 2710	7.1	1.9 ~ 9.1	98
09+09+24	Duct	Duct	Duct	—	7.15	7.15	20.30	—	34.60	9.80 ~ 39.50	2310	710 ~ 2780	7.8	2.4 ~ 9.4	98
09+12+12	Wall	Wall	Wall	—	8.88	12.45	12.45	—	33.80	9.40 ~ 41.10	1890	450 ~ 2600	6.4	1.5 ~ 8.8	98
09+12+12	Wall	Wall	Duct	—	8.76	12.27	12.27	—	33.30	9.60 ~ 39.70	1900	520 ~ 2530	6.4	1.8 ~ 8.5	98
09+12+12	Wall	Duct	Duct	—	8.60	12.05	12.05	—	32.70	9.80 ~ 38.40	1990	590 ~ 2580	6.7	2.0 ~ 8.7	98
09+12+12	Duct	Wall	Wall	—	8.76	12.27	12.27	—	33.30	9.50 ~ 39.70	1890	520 ~ 2510	6.4	1.8 ~ 8.5	98
09+12+12	Duct	Wall	Duct	—	8.60	12.05	12.05	—	32.70	9.80 ~ 38.40	1960	590 ~ 2550	6.6	2.0 ~ 8.6	98
09+12+12	Duct	Duct	Duct	—	8.48	11.86	11.86	—	32.20	10.10 ~ 37.00	2150	660 ~ 2610	7.2	2.2 ~ 8.8	98
09+12+15	Wall	Wall	Wall	—	8.18	11.45	16.36	—	36.00	9.10 ~ 43.00	2270	440 ~ 3010	7.7	1.5 ~ 10.1	98
09+12+15	Wall	Wall	Duct	—	8.07	11.30	16.14	—	35.50	9.40 ~ 41.80	2200	600 ~ 2890	7.4	2.0 ~ 9.7	98
09+12+15	Wall	Duct	Wall	—	8.07	11.30	16.14	—	35.50	9.30 ~ 41.80	2130	500 ~ 2810	7.2	1.7 ~ 9.5	98
09+12+15	Wall	Duct	Duct	—	7.98	11.17	15.95	—	35.10	9.60 ~ 40.70	2230	670 ~ 2840	7.5	2.3 ~ 9.6	98
09+12+15	Duct	Wall	Wall	—	8.07	11.30	16.14	—	35.50	9.20 ~ 41.80	2150	500 ~ 2830	7.2	1.7 ~ 9.5	98
09+12+15	Duct	Wall	Duct	—	7.98	11.17	15.95	—	35.10	9.60 ~ 40.70	2210	670 ~ 2820	7.4	2.3 ~ 9.5	98
09+12+15	Duct	Duct	Wall	—	7.98	11.17	15.95	—	35.10	9.40 ~ 40.70	2110	560 ~ 2700	7.1	1.9 ~ 9.1	98
09+12+15	Duct	Duct	Duct	—	7.86	11.01	15.73	—	34.60	9.90 ~ 39.50	2310	740 ~ 2880	7.8	2.5 ~ 9.7	98
09+12+18	Wall	Wall	Wall	—	7.50	10.50	18.00	—	36.00	9.10 ~ 43.00	2290	440 ~ 3080	7.7	1.5 ~ 10.4	98
09+12+18	Wall	Wall	Duct	—	7.40	10.35	17.75	—	35.50	9.40 ~ 41.80	2190	590 ~ 2880	7.4	2.0 ~ 9.7	98
09+12+18	Wall	Duct	Wall	—	7.40	10.35	17.75	—	35.50	9.30 ~ 41.80	2140	500 ~ 2820	7.2	1.7 ~ 9.5	98
09+12+18	Wall	Duct	Duct	—	7.31	10.24	17.55	—	35.10	9.60 ~ 40.70	2260	660 ~ 2830	7.6	2.2 ~ 9.5	98
09+12+18	Duct	Wall	Wall	—	7.40	10.35	17.75	—	35.50	9.20 ~ 41.80	2160	500 ~ 2840	7.3	1.7 ~ 9.6	98
09+12+18	Duct	Wall	Duct	—	7.31	10.24	17.55	—	35.10	9.60 ~ 40.70	2250	660 ~ 2810	7.6	2.2 ~ 9.5	98

Combination of indoor unit	Type of indoor unit				Capacity of each indoor unit										
					Each capacity (kBtu/h)				Total capacity (kBtu/h)		Total input (W)		Total current (A)		Power factor (%)
	A room	B room	C room	D room	A room	B room	C room	D room	Rating	(min ~ max)	Rating	(min ~ max)	Rating	(min ~ max)	Rating
09+12+18	Duct	Duct	Wall	—	7.31	10.24	17.55	—	35.10	9.40 ~ 40.70	2150	560 ~ 2700	7.2	1.9 ~ 9.1	98
09+12+18	Duct	Duct	Duct	—	7.21	10.09	17.30	—	34.60	9.90 ~ 39.50	2300	730 ~ 2870	7.8	2.5 ~ 9.7	98
09+12+24	Wall	Wall	Wall	—	6.87	9.62	19.51	—	36.00	9.10 ~ 43.00	2360	430 ~ 3150	8.0	1.4 ~ 10.6	98
09+12+24	Wall	Wall	Duct	—	6.77	9.48	19.24	—	35.50	9.40 ~ 41.80	2180	580 ~ 2870	7.3	2.0 ~ 9.7	98
09+12+24	Wall	Duct	Wall	—	6.77	9.48	19.24	—	35.50	9.20 ~ 41.80	2220	490 ~ 2910	7.5	1.7 ~ 9.8	98
09+12+24	Wall	Duct	Duct	—	6.70	9.38	19.02	—	35.10	9.60 ~ 40.70	2240	650 ~ 2800	7.5	2.2 ~ 9.4	98
09+12+24	Duct	Wall	Wall	—	6.77	9.48	19.24	—	35.50	9.20 ~ 41.80	2250	490 ~ 2930	7.6	1.7 ~ 9.9	98
09+12+24	Duct	Wall	Duct	—	6.70	9.38	19.02	—	35.10	9.50 ~ 40.70	2190	640 ~ 2790	7.4	2.2 ~ 9.4	98
09+12+24	Duct	Duct	Wall	—	6.70	9.38	19.02	—	35.10	9.30 ~ 40.70	2120	550 ~ 2710	7.1	1.9 ~ 9.1	98
09+12+24	Duct	Duct	Duct	—	6.60	9.24	18.75	—	34.60	9.80 ~ 39.50	2260	710 ~ 2780	7.6	2.4 ~ 9.4	98
09+15+15	Wall	Wall	Wall	—	7.20	14.40	14.40	—	36.00	9.00 ~ 43.00	2640	430 ~ 3440	8.9	1.4 ~ 11.6	98
09+15+15	Wall	Wall	Duct	—	7.10	14.20	14.20	—	35.50	9.20 ~ 41.80	2290	580 ~ 3020	7.7	2.0 ~ 10.2	98
09+15+15	Wall	Duct	Duct	—	7.02	14.04	14.04	—	35.10	9.50 ~ 40.70	2250	750 ~ 2890	7.6	2.5 ~ 9.7	98
09+15+15	Duct	Wall	Wall	—	7.10	14.20	14.20	—	35.50	9.10 ~ 41.80	2380	480 ~ 3110	8.0	1.6 ~ 10.5	98
09+15+15	Duct	Wall	Duct	—	7.02	14.04	14.04	—	35.10	9.30 ~ 40.70	2360	650 ~ 2810	8.0	2.2 ~ 9.5	98
09+15+15	Duct	Duct	Duct	—	6.92	13.84	13.84	—	34.60	9.70 ~ 39.50	2330	820 ~ 2830	7.9	2.8 ~ 9.5	98
09+15+18	Wall	Wall	Wall	—	6.67	13.33	16.00	—	36.00	9.00 ~ 43.00	2670	420 ~ 3520	9.0	1.4 ~ 11.9	98
09+15+18	Wall	Wall	Duct	—	6.57	13.15	15.78	—	35.50	9.20 ~ 41.80	2330	570 ~ 3010	7.9	1.9 ~ 10.1	98
09+15+18	Wall	Duct	Wall	—	6.57	13.15	15.78	—	35.50	9.20 ~ 41.80	2350	580 ~ 3040	7.9	2.0 ~ 10.2	98
09+15+18	Wall	Duct	Duct	—	6.50	13.00	15.60	—	35.10	9.50 ~ 40.70	2240	740 ~ 2880	7.5	2.5 ~ 9.7	98
09+15+18	Duct	Wall	Wall	—	6.57	13.15	15.78	—	35.50	9.10 ~ 41.80	2450	480 ~ 3140	8.3	1.6 ~ 10.6	98
09+15+18	Duct	Wall	Duct	—	6.50	13.00	15.60	—	35.10	9.30 ~ 40.70	2220	640 ~ 2800	7.5	2.2 ~ 9.4	98
09+15+18	Duct	Duct	Wall	—	6.50	13.00	15.60	—	35.10	9.30 ~ 40.70	2240	640 ~ 2820	7.5	2.2 ~ 9.5	98
09+15+18	Duct	Duct	Duct	—	6.41	12.81	15.38	—	34.60	9.70 ~ 39.50	2320	810 ~ 2820	7.8	2.7 ~ 9.5	98
09+15+24	Wall	Wall	Wall	—	6.16	12.33	17.51	—	36.00	9.00 ~ 43.00	2840	420 ~ 3550	9.6	1.4 ~ 12.0	98
09+15+24	Wall	Wall	Duct	—	6.08	12.16	17.26	—	35.50	9.10 ~ 41.80	2340	560 ~ 3030	7.9	1.9 ~ 10.2	98
09+15+24	Wall	Duct	Wall	—	6.08	12.16	17.26	—	35.50	9.10 ~ 41.80	2420	580 ~ 3150	8.2	2.0 ~ 10.6	98
09+15+24	Wall	Duct	Duct	—	6.01	12.02	17.07	—	35.10	9.40 ~ 40.70	2270	730 ~ 2870	7.7	2.5 ~ 9.7	98
09+15+24	Duct	Wall	Wall	—	6.08	12.16	17.26	—	35.50	9.00 ~ 41.80	2540	480 ~ 3280	8.6	1.6 ~ 11.1	98
09+15+24	Duct	Wall	Duct	—	6.01	12.02	17.07	—	35.10	9.30 ~ 40.70	2260	620 ~ 2800	7.6	2.1 ~ 9.4	98
09+15+24	Duct	Duct	Wall	—	6.01	12.02	17.07	—	35.10	9.20 ~ 40.70	2320	640 ~ 2900	7.8	2.2 ~ 9.8	98
09+15+24	Duct	Duct	Duct	—	5.92	11.85	16.83	—	34.60	9.60 ~ 39.50	2340	790 ~ 2800	7.9	2.7 ~ 9.4	98
09+18+18	Wall	Wall	Wall	—	6.22	14.90	14.90	—	36.00	9.00 ~ 43.00	2700	420 ~ 3550	9.1	1.4 ~ 12.0	98
09+18+18	Wall	Wall	Duct	—	6.11	14.69	14.69	—	35.50	9.20 ~ 41.80	2340	570 ~ 3030	7.9	1.9 ~ 10.2	98
09+18+18	Wall	Duct	Duct	—	6.05	14.52	14.52	—	35.10	9.50 ~ 40.70	2280	730 ~ 2870	7.7	2.5 ~ 9.7	98
09+18+18	Duct	Wall	Wall	—	6.11	14.69	14.69	—	35.50	9.00 ~ 41.80	2520	480 ~ 3210	8.5	1.6 ~ 10.8	98
09+18+18	Duct	Wall	Duct	—	6.05	14.52	14.52	—	35.10	9.30 ~ 40.70	2270	630 ~ 2810	7.7	2.1 ~ 9.5	98
09+18+18	Duct	Duct	Duct	—	5.97	14.32	14.32	—	34.60	9.70 ~ 39.50	2310	800 ~ 2810	7.8	2.7 ~ 9.5	98
12+12+12	Wall	Wall	Wall	—	12.00	12.00	12.00	—	36.00	9.30 ~ 43.00	2110	450 ~ 2860	7.1	1.5 ~ 9.6	98
12+12+12	Wall	Wall	Duct	—	11.83	11.83	11.83	—	35.50	9.50 ~ 41.80	2100	520 ~ 2810	7.1	1.8 ~ 9.5	98
12+12+12	Wall	Duct	Duct	—	11.70	11.70	11.70	—	35.10	9.80 ~ 40.70	2180	590 ~ 2850	7.3	2.0 ~ 9.6	98
12+12+12	Duct	Duct	Duct	—	11.53	11.53	11.53	—	34.60	10.10 ~ 39.50	2370	660 ~ 2920	8.0	2.2 ~ 9.8	98
12+12+15	Wall	Wall	Wall	—	10.50	10.50	15.00	—	36.00	9.10 ~ 43.00	2310	430 ~ 3100	7.8	1.4 ~ 10.4	98
12+12+15	Wall	Wall	Duct	—	10.35	10.35	14.80	—	35.50	9.40 ~ 41.80	2200	600 ~ 2890	7.4	2.0 ~ 9.7	98
12+12+15	Wall	Duct	Wall	—	10.35	10.35	14.80	—	35.50	9.20 ~ 41.80	2150	500 ~ 2830	7.2	1.7 ~ 9.5	98
12+12+15	Wall	Duct	Duct	—	10.24	10.24	14.62	—	35.10	9.60 ~ 40.70	2260	670 ~ 2820	7.6	2.3 ~ 9.5	98
12+12+15	Duct	Duct	Wall	—	10.24	10.24	14.62	—	35.10	9.40 ~ 40.70	2070	560 ~ 2700	7.0	1.9 ~ 9.1	98
12+12+15	Duct	Duct	Duct	—	10.09	10.09	14.42	—	34.60	9.90 ~ 39.50	2310	740 ~ 2880	7.8	2.5 ~ 9.7	98
12+12+18	Wall	Wall	Wall	—	9.69	9.69	16.62	—	36.00	9.10 ~ 43.00	2330	430 ~ 3120	7.9	1.4 ~ 10.5	98
12+12+18	Wall	Wall	Duct	—	9.56	9.56	16.38	—	35.50	9.40 ~ 41.80	2190	590 ~ 2880	7.4	2.0 ~ 9.7	98
12+12+18	Wall	Duct	Wall	—	9.56	9.56	16.38	—	35.50	9.20 ~ 41.80	2200	500 ~ 2840	7.4	1.7 ~ 9.6	98
12+12+18	Wall	Duct	Duct	—	9.45	9.45	16.19	—	35.10	9.60 ~ 40.70	2160	660 ~ 2810	7.3	2.2 ~ 9.5	98
12+12+18	Duct	Duct	Wall	—	9.45	9.45	16.19	—	35.10	9.40 ~ 40.70	2070	560 ~ 2700	7.0	1.9 ~ 9.1	98
12+12+18	Duct	Duct	Duct	—	9.32	9.32	15.98	—	34.60	9.90 ~ 39.50	2300	730 ~ 2870	7.8	2.5 ~ 9.7	98
12+12+24	Wall	Wall	Wall	—	8.94	8.94	18.13	—	36.00	9.00 ~ 43.00	2410	430 ~ 3250	8.1	1.4 ~ 11.0	98
12+12+24	Wall	Wall	Duct	—	8.81	8.81	17.88	—	35.50	9.30 ~ 41.80	2190	570 ~ 2880	7.4	1.9 ~ 9.7	98
12+12+24	Wall	Duct	Wall	—	8.81	8.81	17.88	—	35.50	9.20 ~ 41.80	2200	490 ~ 2930	7.4	1.7 ~ 9.9	98
12+12+24	Wall	Duct	Duct	—	8.71	8.71	17.67	—	35.10	9.50 ~ 40.70	2190	640 ~ 2790	7.4	2.2 ~ 9.4	98
12+12+24	Duct	Duct	Wall	—	8.71	8.71	17.67	—	35.10	9.30 ~ 40.70	2120	550 ~ 2710	7.1	1.9 ~ 9.1	98
12+12+24	Duct	Duct	Duct	—	8.59	8.59	17.41	—	34.60	9.60 ~ 39.50	2160	700 ~ 2700	7.3	2.4 ~ 9.1	98
12+15+15	Wall	Wall	Wall	—	9.33	13.33	13.33	—	36.00	9.00 ~ 43.00	2700	420 ~ 3550	9.1	1.4 ~ 12.0	98

Combination of indoor unit	Type of indoor unit				Capacity of each indoor unit										
					Each capacity (kBtu/h)				Total capacity (kBtu/h)		Total input (W)		Total current (A)		Power factor (%)
	A room	B room	C room	D room	A room	B room	C room	D room	Rating	(min ~ max)	Rating	(min ~ max)	Rating	(min ~ max)	Rating
12+15+15	Wall	Wall	Duct	—	9.19	13.15	13.15	—	35.50	9.10 ~ 41.80	2370	580 ~ 3050	8.0	2.0 ~ 10.3	98
12+15+15	Wall	Duct	Duct	—	9.10	13.00	13.00	—	35.10	9.40 ~ 40.70	2300	750 ~ 2890	7.8	2.5 ~ 9.7	98
12+15+15	Duct	Wall	Wall	—	9.19	13.15	13.15	—	35.50	9.10 ~ 41.80	2420	480 ~ 3110	8.2	1.6 ~ 10.5	98
12+15+15	Duct	Wall	Duct	—	9.10	13.00	13.00	—	35.10	9.30 ~ 40.70	2230	650 ~ 2810	7.5	2.2 ~ 9.5	98
12+15+15	Duct	Duct	Duct	—	8.97	12.81	12.81	—	34.60	9.70 ~ 39.50	2330	820 ~ 2830	7.9	2.8 ~ 9.5	98
12+15+18	Wall	Wall	Wall	—	8.69	12.41	14.90	—	36.00	9.00 ~ 43.00	2740	420 ~ 3540	9.2	1.4 ~ 11.9	98
12+15+18	Wall	Wall	Duct	—	8.56	12.24	14.69	—	35.50	9.10 ~ 41.80	2360	570 ~ 3040	8.0	1.9 ~ 10.2	98
12+15+18	Wall	Duct	Wall	—	8.56	12.24	14.69	—	35.50	9.10 ~ 41.80	2390	580 ~ 3070	8.1	2.0 ~ 10.3	98
12+15+18	Wall	Duct	Duct	—	8.47	12.10	14.52	—	35.10	9.40 ~ 40.70	2290	740 ~ 2880	7.7	2.5 ~ 9.7	98
12+15+18	Duct	Wall	Wall	—	8.57	12.24	14.70	—	35.50	9.10 ~ 41.80	2450	480 ~ 3140	8.3	1.6 ~ 10.6	98
12+15+18	Duct	Wall	Duct	—	8.47	12.10	14.52	—	35.10	9.30 ~ 40.70	2220	640 ~ 2800	7.5	2.2 ~ 9.4	98
12+15+18	Duct	Duct	Wall	—	8.47	12.10	14.52	—	35.10	9.30 ~ 40.70	2280	640 ~ 2820	7.7	2.2 ~ 9.5	98
12+15+18	Duct	Duct	Duct	—	8.35	11.93	14.32	—	34.60	9.70 ~ 39.50	2320	810 ~ 2820	7.8	2.7 ~ 9.5	98
12+18+18	Wall	Wall	Wall	—	8.13	13.94	13.94	—	36.00	9.00 ~ 43.00	2820	420 ~ 3530	9.5	1.4 ~ 11.9	98
12+18+18	Wall	Wall	Duct	—	8.03	13.74	13.74	—	35.50	9.10 ~ 41.80	2330	570 ~ 3060	7.9	1.9 ~ 10.3	98
12+18+18	Wall	Duct	Duct	—	7.93	13.59	13.59	—	35.10	9.40 ~ 40.70	2280	730 ~ 2870	7.7	2.5 ~ 9.7	98
12+18+18	Duct	Wall	Wall	—	8.03	13.74	13.74	—	35.50	9.00 ~ 41.80	2430	480 ~ 3210	8.2	1.6 ~ 10.8	98
12+18+18	Duct	Wall	Duct	—	7.93	13.59	13.59	—	35.10	9.30 ~ 40.70	2230	630 ~ 2810	7.5	2.1 ~ 9.5	98
12+18+18	Duct	Duct	Duct	—	7.80	13.39	13.39	—	34.60	9.70 ~ 39.50	2270	800 ~ 2810	7.7	2.7 ~ 9.5	98
15+15+15	Wall	Wall	Wall	—	12.00	12.00	12.00	—	36.00	9.00 ~ 43.00	3360	420 ~ 3550	11.3	1.4 ~ 12.0	98
15+15+15	Wall	Wall	Duct	—	11.83	11.83	11.83	—	35.50	9.00 ~ 41.80	2730	570 ~ 3480	9.2	1.9 ~ 11.7	98
15+15+15	Wall	Duct	Duct	—	11.70	11.70	11.70	—	35.10	9.20 ~ 40.70	2430	730 ~ 3020	8.2	2.5 ~ 10.2	98
15+15+15	Duct	Duct	Duct	—	11.53	11.53	11.53	—	34.60	9.50 ~ 39.50	2400	900 ~ 2890	8.1	3.0 ~ 9.7	98
15+15+18	Wall	Wall	Wall	—	11.25	11.25	13.50	—	36.00	9.00 ~ 43.00	3400	420 ~ 3550	11.5	1.4 ~ 12.0	98
15+15+18	Wall	Wall	Duct	—	11.09	11.09	13.31	—	35.50	9.00 ~ 41.80	2670	560 ~ 3470	9.0	1.9 ~ 11.7	98
15+15+18	Wall	Duct	Wall	—	11.09	11.09	13.31	—	35.50	9.00 ~ 41.80	2760	570 ~ 3510	9.3	1.9 ~ 11.8	98
15+15+18	Wall	Duct	Duct	—	10.97	10.97	13.16	—	35.10	9.20 ~ 40.70	2420	720 ~ 3010	8.2	2.4 ~ 10.1	98
15+15+18	Duct	Duct	Wall	—	10.97	10.97	13.16	—	35.10	9.20 ~ 40.70	2450	730 ~ 3030	8.3	2.5 ~ 10.2	98
15+15+18	Duct	Duct	Duct	—	10.81	10.81	12.97	—	34.60	9.50 ~ 39.50	2350	890 ~ 2880	7.9	3.0 ~ 9.7	98
07+07+07+07	Wall	Wall	Wall	Wall	7.50	7.50	7.50	7.50	30.00	9.20 ~ 37.90	1670	440 ~ 2410	5.6	1.5 ~ 8.1	98
07+07+07+09	Wall	Wall	Wall	Wall	7.41	7.41	7.41	9.27	31.50	9.10 ~ 39.20	1810	440 ~ 2580	6.1	1.5 ~ 8.7	98
07+07+07+09	Wall	Wall	Wall	Duct	7.32	7.32	7.32	9.15	31.10	9.30 ~ 38.00	1900	500 ~ 2400	6.4	1.7 ~ 8.1	98
07+07+07+12	Wall	Wall	Wall	Wall	7.12	7.12	7.12	12.45	33.80	9.10 ~ 41.10	2090	430 ~ 2850	7.0	1.4 ~ 9.6	98
07+07+07+12	Wall	Wall	Wall	Duct	7.03	7.03	7.03	12.30	33.40	9.30 ~ 40.10	2140	500 ~ 2640	7.2	1.7 ~ 8.9	98
07+07+07+15	Wall	Wall	Wall	Wall	6.55	6.55	6.55	16.35	36.00	9.00 ~ 43.00	2690	420 ~ 3540	9.1	1.4 ~ 11.9	98
07+07+07+15	Wall	Wall	Wall	Duct	6.49	6.49	6.49	16.24	35.70	9.10 ~ 42.10	2580	580 ~ 3050	8.7	2.0 ~ 10.3	98
07+07+07+18	Wall	Wall	Wall	Wall	6.00	6.00	6.00	18.01	36.00	9.00 ~ 43.00	2770	420 ~ 3530	9.3	1.4 ~ 11.9	98
07+07+07+18	Wall	Wall	Wall	Duct	5.95	5.95	5.95	17.84	35.70	9.10 ~ 42.10	2620	570 ~ 3040	8.8	1.9 ~ 10.2	98
07+07+07+24	Wall	Wall	Wall	Wall	5.50	5.50	5.50	19.52	36.00	9.00 ~ 43.00	2900	420 ~ 3520	9.8	1.4 ~ 11.9	98
07+07+07+24	Wall	Wall	Wall	Duct	5.45	5.45	5.45	19.34	35.70	9.10 ~ 42.10	2590	560 ~ 3110	8.7	1.9 ~ 10.5	98
07+07+09+09	Wall	Wall	Wall	Wall	7.33	7.33	9.17	9.17	33.00	9.10 ~ 40.50	2010	430 ~ 2760	6.8	1.4 ~ 9.3	98
07+07+09+09	Wall	Wall	Wall	Duct	7.24	7.24	9.06	9.06	32.60	9.20 ~ 39.40	2080	490 ~ 2570	7.0	1.7 ~ 8.7	98
07+07+09+09	Wall	Wall	Duct	Duct	7.16	7.16	8.94	8.94	32.20	9.30 ~ 38.40	2160	560 ~ 2470	7.3	1.9 ~ 8.3	98
07+07+09+12	Wall	Wall	Wall	Wall	7.06	7.06	8.83	12.35	35.30	9.10 ~ 42.40	2260	430 ~ 3090	7.6	1.4 ~ 10.4	98
07+07+09+12	Wall	Wall	Wall	Duct	6.98	6.98	8.73	12.21	34.90	9.20 ~ 41.50	2250	490 ~ 2800	7.6	1.7 ~ 9.4	98
07+07+09+12	Wall	Wall	Duct	Wall	6.98	6.98	8.73	12.21	34.90	9.20 ~ 41.50	2320	490 ~ 2830	7.8	1.7 ~ 9.5	98
07+07+09+12	Wall	Wall	Duct	Duct	6.92	6.92	8.65	12.10	34.60	9.30 ~ 40.60	2380	560 ~ 2710	8.0	1.9 ~ 9.1	98
07+07+09+15	Wall	Wall	Wall	Wall	6.26	6.26	7.83	15.66	36.00	9.00 ~ 43.00	2770	420 ~ 3520	9.3	1.4 ~ 11.9	98
07+07+09+15	Wall	Wall	Wall	Duct	6.21	6.21	7.76	15.51	35.70	9.10 ~ 42.10	2580	580 ~ 3140	8.7	2.0 ~ 10.6	98
07+07+09+15	Wall	Wall	Duct	Wall	6.21	6.21	7.76	15.51	35.70	9.00 ~ 42.10	2750	480 ~ 3260	9.3	1.6 ~ 11.0	98
07+07+09+15	Wall	Wall	Duct	Duct	6.14	6.14	7.67	15.34	35.30	9.20 ~ 41.30	2660	640 ~ 2890	9.0	2.2 ~ 9.7	98
07+07+09+18	Wall	Wall	Wall	Wall	5.76	5.76	7.20	17.29	36.00	9.00 ~ 43.00	2850	420 ~ 3560	9.6	1.4 ~ 12.0	98
07+07+09+18	Wall	Wall	Wall	Duct	5.71	5.71	7.14	17.14	35.70	9.10 ~ 42.10	2610	570 ~ 3130	8.8	1.9 ~ 10.5	98
07+07+09+18	Wall	Wall	Duct	Wall	5.71	5.71	7.14	17.14	35.70	9.00 ~ 42.10	2820	480 ~ 3340	9.5	1.6 ~ 11.3	98
07+07+09+18	Wall	Wall	Duct	Duct	5.65	5.65	7.06	16.93	35.30	9.20 ~ 41.30	2650	630 ~ 2930	8.9	2.1 ~ 9.9	98
07+07+09+24	Wall	Wall	Wall	Wall	5.29	5.29	6.61	18.79	36.00	9.00 ~ 43.00	3040	420 ~ 3560	10.2	1.4 ~ 12.0	98
07+07+09+24	Wall	Wall	Wall	Duct	5.25	5.25	6.56	18.64	35.70	9.10 ~ 42.10	2630	560 ~ 3150	8.9	1.9 ~ 10.6	98
07+07+09+24	Wall	Wall	Duct	Wall	5.25	5.25	6.56	18.64	35.70	9.00 ~ 42.10	2980	470 ~ 3500	10.0	1.6 ~ 11.8	98
07+07+09+24	Wall	Wall	Duct	Duct	5.19	5.19	6.50	18.43	35.30	9.20 ~ 41.30	2710	610 ~ 2940	9.1	2.1 ~ 9.9	98
07+07+12+12	Wall	Wall	Wall	Wall	6.55	6.55	11.45	11.45	36.00	9.10 ~ 43.00	2390	430 ~ 3230	8.1	1.4 ~ 10.9	98
07+07+12+12	Wall	Wall	Wall	Duct	6.49	6.49	11.36	11.36	35.70	9.20 ~ 42.10	2410	490 ~ 2920	8.1	1.7 ~ 9.8	98

Combination of indoor unit	Type of indoor unit				Capacity of each indoor unit										
					Each capacity (kBtu/h)				Total capacity (kBtu/h)		Total input (W)		Total current (A)		Power factor (%)
	A room	B room	C room	D room	A room	B room	C room	D room	Rating	(min ~ max)	Rating	(min ~ max)	Rating	(min ~ max)	Rating
07+07+12+12	Wall	Wall	Duct	Duct	6.42	6.42	11.23	11.23	35.30	9.30 ~ 41.30	2520	560 ~ 2750	8.5	1.9 ~ 9.3	98
07+07+12+15	Wall	Wall	Wall	Wall	5.76	5.76	10.08	14.41	36.00	9.00 ~ 43.00	2890	420 ~ 3550	9.7	1.4 ~ 12.0	98
07+07+12+15	Wall	Wall	Wall	Duct	5.71	5.71	10.00	14.28	35.70	9.10 ~ 42.10	2660	580 ~ 3180	9.0	2.0 ~ 10.7	98
07+07+12+15	Wall	Wall	Duct	Wall	5.71	5.71	10.00	14.28	35.70	9.00 ~ 42.10	2750	480 ~ 3260	9.3	1.6 ~ 11.0	98
07+07+12+15	Wall	Wall	Duct	Duct	5.65	5.65	9.88	14.11	35.30	9.20 ~ 41.30	2660	640 ~ 2940	9.0	2.2 ~ 9.9	98
07+07+12+18	Wall	Wall	Wall	Wall	5.33	5.33	9.33	16.00	36.00	9.00 ~ 43.00	2930	420 ~ 3540	9.9	1.4 ~ 11.9	98
07+07+12+18	Wall	Wall	Wall	Duct	5.29	5.29	9.26	15.86	35.70	9.10 ~ 42.10	2650	570 ~ 3170	8.9	1.9 ~ 10.7	98
07+07+12+18	Wall	Wall	Duct	Wall	5.29	5.29	9.26	15.86	35.70	9.00 ~ 42.10	2770	480 ~ 3340	9.3	1.6 ~ 11.3	98
07+07+12+18	Wall	Wall	Duct	Duct	5.23	5.23	9.15	15.69	35.30	9.20 ~ 41.30	2650	630 ~ 2930	8.9	2.1 ~ 9.9	98
07+07+15+15	Wall	Wall	Wall	Wall	5.14	5.14	12.86	12.86	36.00	9.00 ~ 43.00	3550	420 ~ 3650	12.0	1.4 ~ 12.3	98
07+07+15+15	Wall	Wall	Wall	Duct	5.10	5.10	12.75	12.75	35.70	9.00 ~ 42.10	3090	570 ~ 3610	10.4	1.9 ~ 12.2	98
07+07+15+15	Wall	Wall	Duct	Duct	5.04	5.04	12.61	12.61	35.30	9.10 ~ 41.30	2850	720 ~ 3130	9.6	2.4 ~ 10.5	98
07+07+15+18	Wall	Wall	Wall	Wall	4.80	4.80	12.00	14.40	36.00	9.00 ~ 43.00	3550	420 ~ 3700	12.0	1.4 ~ 12.5	98
07+07+15+18	Wall	Wall	Wall	Duct	4.76	4.76	11.91	14.28	35.70	9.00 ~ 42.10	2980	560 ~ 3600	10.0	1.9 ~ 12.1	98
07+07+15+18	Wall	Wall	Duct	Wall	4.76	4.76	11.90	14.28	35.70	9.00 ~ 42.10	3080	570 ~ 3600	10.4	1.9 ~ 12.1	98
07+07+15+18	Wall	Wall	Duct	Duct	4.71	4.71	11.77	14.12	35.30	9.10 ~ 41.30	2800	710 ~ 3120	9.4	2.4 ~ 10.5	98
07+09+09+09	Wall	Wall	Wall	Wall	7.27	9.08	9.08	9.08	34.50	9.10 ~ 41.70	2180	430 ~ 2990	7.3	1.4 ~ 10.1	98
07+09+09+09	Wall	Wall	Wall	Duct	7.17	8.97	8.97	8.97	34.10	9.30 ~ 40.70	2100	500 ~ 2680	7.1	1.7 ~ 9.0	98
07+09+09+09	Wall	Wall	Duct	Duct	7.12	8.89	8.89	8.89	33.80	9.30 ~ 39.80	2200	560 ~ 2610	7.4	1.9 ~ 8.8	98
07+09+09+09	Wall	Duct	Duct	Duct	7.02	8.79	8.79	8.79	33.40	9.50 ~ 38.80	2330	620 ~ 2520	7.9	2.1 ~ 8.5	98
07+09+09+12	Wall	Wall	Wall	Wall	6.86	8.57	8.57	12.00	36.00	9.10 ~ 43.00	2400	430 ~ 3240	8.1	1.4 ~ 10.9	98
07+09+09+12	Wall	Wall	Wall	Duct	6.80	8.50	8.50	11.90	35.70	9.20 ~ 42.10	2330	490 ~ 2930	7.9	1.7 ~ 9.9	98
07+09+09+12	Wall	Wall	Duct	Wall	6.80	8.50	8.50	11.90	35.70	9.10 ~ 42.10	2400	490 ~ 2960	8.1	1.7 ~ 10.0	98
07+09+09+12	Wall	Wall	Duct	Duct	6.72	8.40	8.40	11.76	35.30	9.30 ~ 41.30	2390	550 ~ 2770	8.1	1.9 ~ 9.3	98
07+09+09+12	Wall	Duct	Duct	Wall	6.72	8.40	8.40	11.76	35.30	9.30 ~ 41.30	2410	550 ~ 2780	8.1	1.9 ~ 9.4	98
07+09+09+12	Wall	Duct	Duct	Duct	6.67	8.33	8.33	11.68	35.00	9.50 ~ 40.40	2520	620 ~ 2710	8.5	2.1 ~ 9.1	98
07+09+09+15	Wall	Wall	Wall	Wall	6.00	7.50	7.50	15.00	36.00	9.00 ~ 43.00	2890	420 ~ 3560	9.7	1.4 ~ 12.0	98
07+09+09+15	Wall	Wall	Wall	Duct	5.95	7.44	7.44	14.88	35.70	9.10 ~ 42.10	2620	580 ~ 3180	8.8	2.0 ~ 10.7	98
07+09+09+15	Wall	Wall	Duct	Wall	5.95	7.44	7.44	14.88	35.70	9.00 ~ 42.10	2760	480 ~ 3380	9.3	1.6 ~ 11.4	98
07+09+09+15	Wall	Wall	Duct	Duct	5.88	7.35	7.35	14.70	35.30	9.20 ~ 41.30	2600	640 ~ 2970	8.8	2.2 ~ 10.0	98
07+09+09+15	Wall	Duct	Duct	Wall	5.88	7.35	7.35	14.70	35.30	9.10 ~ 41.30	2680	530 ~ 3100	9.0	1.8 ~ 10.4	98
07+09+09+15	Wall	Duct	Duct	Duct	5.83	7.29	7.29	14.58	35.00	9.30 ~ 40.40	2630	700 ~ 2810	8.9	2.4 ~ 9.5	98
07+09+09+18	Wall	Wall	Wall	Wall	5.54	6.92	6.92	16.63	36.00	9.00 ~ 43.00	2930	420 ~ 3550	9.9	1.4 ~ 12.0	98
07+09+09+18	Wall	Wall	Wall	Duct	5.49	6.87	6.87	16.48	35.70	9.10 ~ 42.10	2610	570 ~ 3170	8.8	1.9 ~ 10.7	98
07+09+09+18	Wall	Wall	Duct	Wall	5.49	6.87	6.87	16.48	35.70	9.00 ~ 42.10	2800	480 ~ 3410	9.4	1.6 ~ 11.5	98
07+09+09+18	Wall	Wall	Duct	Duct	5.43	6.79	6.79	16.29	35.30	9.20 ~ 41.30	2590	630 ~ 2960	8.7	2.1 ~ 10.0	98
07+09+09+18	Wall	Duct	Duct	Wall	5.43	6.79	6.79	16.29	35.30	9.10 ~ 41.30	2710	530 ~ 3130	9.1	1.8 ~ 10.5	98
07+09+09+18	Wall	Duct	Duct	Duct	5.38	6.73	6.73	16.16	35.00	9.30 ~ 40.40	2660	690 ~ 2800	9.0	2.3 ~ 9.4	98
07+09+12+12	Wall	Wall	Wall	Wall	6.26	7.83	10.96	10.96	36.00	9.00 ~ 43.00	2490	430 ~ 3290	8.4	1.4 ~ 11.1	98
07+09+12+12	Wall	Wall	Wall	Duct	6.21	7.76	10.87	10.87	35.70	9.10 ~ 42.10	2400	490 ~ 2960	8.1	1.7 ~ 10.0	98
07+09+12+12	Wall	Wall	Duct	Duct	6.14	7.67	10.74	10.74	35.30	9.30 ~ 41.30	2390	550 ~ 2770	8.1	1.9 ~ 9.3	98
07+09+12+12	Wall	Duct	Wall	Wall	6.21	7.76	10.87	10.87	35.70	9.10 ~ 42.10	2440	490 ~ 3040	8.2	1.7 ~ 10.2	98
07+09+12+12	Wall	Duct	Wall	Duct	6.14	7.67	10.74	10.74	35.30	9.30 ~ 41.30	2410	550 ~ 2780	8.1	1.9 ~ 9.4	98
07+09+12+12	Wall	Duct	Duct	Duct	6.08	7.61	10.65	10.65	35.00	9.50 ~ 40.40	2470	620 ~ 2710	8.3	2.1 ~ 9.1	98
07+09+12+15	Wall	Wall	Wall	Wall	5.54	6.92	9.69	13.85	36.00	9.00 ~ 43.00	3020	420 ~ 3540	10.2	1.4 ~ 11.9	98
07+09+12+15	Wall	Wall	Wall	Duct	5.49	6.87	9.61	13.73	35.70	9.10 ~ 42.10	2670	570 ~ 3280	9.0	1.9 ~ 11.1	98
07+09+12+15	Wall	Wall	Duct	Wall	5.49	6.87	9.61	13.73	35.70	9.00 ~ 42.10	2760	480 ~ 3380	9.3	1.6 ~ 11.4	98
07+09+12+15	Wall	Wall	Duct	Duct	5.43	6.79	9.50	13.58	35.30	9.20 ~ 41.30	2550	640 ~ 2970	8.6	2.2 ~ 10.0	98
07+09+12+15	Wall	Duct	Wall	Wall	5.49	6.87	9.61	13.73	35.70	9.00 ~ 42.10	2870	480 ~ 3490	9.7	1.6 ~ 11.8	98
07+09+12+15	Wall	Duct	Wall	Duct	5.43	6.79	9.50	13.58	35.30	9.10 ~ 41.30	2630	630 ~ 3000	8.9	2.1 ~ 10.1	98
07+09+12+15	Wall	Duct	Duct	Wall	5.43	6.79	9.50	13.58	35.30	9.10 ~ 41.30	2680	530 ~ 3100	9.0	1.8 ~ 10.4	98
07+09+12+15	Wall	Duct	Duct	Duct	5.38	6.73	9.42	13.46	35.00	9.30 ~ 40.40	2630	700 ~ 2810	8.9	2.4 ~ 9.5	98
07+09+12+18	Wall	Wall	Wall	Wall	5.14	6.43	9.00	15.43	36.00	9.00 ~ 43.00	3060	420 ~ 3540	10.3	1.4 ~ 11.9	98
07+09+12+18	Wall	Wall	Wall	Duct	5.10	6.38	8.92	15.30	35.70	9.10 ~ 42.10	2660	560 ~ 3270	9.0	1.9 ~ 11.0	98
07+09+12+18	Wall	Wall	Duct	Wall	5.10	6.38	8.93	15.30	35.70	9.00 ~ 42.10	2800	480 ~ 3410	9.4	1.6 ~ 11.5	98
07+09+12+18	Wall	Wall	Duct	Duct	5.04	6.30	8.83	15.13	35.30	9.20 ~ 41.30	2590	630 ~ 2960	8.7	2.1 ~ 10.0	98
07+09+12+18	Wall	Duct	Wall	Wall	5.10	6.38	8.93	15.30	35.70	9.00 ~ 42.10	2910	470 ~ 3520	9.8	1.6 ~ 11.9	98
07+09+12+18	Wall	Duct	Wall	Duct	5.04	6.30	8.83	15.13	35.30	9.10 ~ 41.30	2620	620 ~ 2990	8.8	2.1 ~ 10.1	98
07+09+12+18	Wall	Duct	Duct	Wall	5.04	6.30	8.83	15.13	35.30	9.10 ~ 41.30	2710	530 ~ 3130	9.1	1.8 ~ 10.5	98
07+09+12+18	Wall	Duct	Duct	Duct	5.00	6.25	8.75	15.00	35.00	9.30 ~ 40.40	2620	690 ~ 2800	8.8	2.3 ~ 9.4	98
07+09+15+15	Wall	Wall	Wall	Wall	4.97	6.21	12.42	12.41	36.00	9.00 ~ 43.00	3820	420 ~ 3820	12.9	1.4 ~ 12.9	98

Combination of indoor unit	Type of indoor unit				Capacity of each indoor unit										
					Each capacity (kBtu/h)				Total capacity (kBtu/h)		Total input (W)		Total current (A)		Power factor (%)
	A room	B room	C room	D room	A room	B room	C room	D room	Rating	(min ~ max)	Rating	(min ~ max)	Rating	(min ~ max)	Rating
07+09+15+15	Wall	Wall	Wall	Duct	4.92	6.16	12.31	12.31	35.70	9.00 ~ 42.10	3170	570 ~ 3590	10.7	1.9 ~ 12.1	98
07+09+15+15	Wall	Wall	Duct	Duct	4.87	6.09	12.17	12.17	35.30	9.10 ~ 41.30	2810	720 ~ 3270	9.5	2.4 ~ 11.0	98
07+09+15+15	Wall	Duct	Wall	Wall	4.92	6.16	12.31	12.31	35.70	9.00 ~ 42.10	3530	470 ~ 3580	11.9	1.6 ~ 12.1	98
07+09+15+15	Wall	Duct	Wall	Duct	4.87	6.09	12.17	12.17	35.30	9.00 ~ 41.30	2990	620 ~ 3460	10.1	2.1 ~ 11.7	98
07+09+15+15	Wall	Duct	Duct	Duct	4.83	6.03	12.07	12.07	35.00	9.20 ~ 40.40	2780	780 ~ 3020	9.4	2.6 ~ 10.2	98
07+12+12+12	Wall	Wall	Wall	Wall	5.77	10.08	10.08	10.08	36.00	9.00 ~ 43.00	2550	430 ~ 3390	8.6	1.4 ~ 11.4	98
07+12+12+12	Wall	Wall	Wall	Duct	5.72	10.00	10.00	10.00	35.70	9.10 ~ 42.10	2440	490 ~ 3040	8.2	1.7 ~ 10.2	98
07+12+12+12	Wall	Wall	Duct	Duct	5.65	9.88	9.88	9.88	35.30	9.30 ~ 41.30	2410	550 ~ 2780	8.1	1.9 ~ 9.4	98
07+12+12+12	Wall	Duct	Duct	Duct	5.60	9.80	9.80	9.80	35.00	9.50 ~ 40.40	2520	620 ~ 2710	8.5	2.1 ~ 9.1	98
07+12+12+15	Wall	Wall	Wall	Wall	5.14	9.00	9.00	12.86	36.00	9.00 ~ 43.00	3150	420 ~ 3530	10.6	1.4 ~ 11.9	98
07+12+12+15	Wall	Wall	Wall	Duct	5.09	8.93	8.93	12.75	35.70	9.00 ~ 42.10	2770	570 ~ 3330	9.3	1.9 ~ 11.2	98
07+12+12+15	Wall	Wall	Duct	Wall	5.10	8.93	8.93	12.75	35.70	9.00 ~ 42.10	2870	480 ~ 3490	9.7	1.6 ~ 11.8	98
07+12+12+15	Wall	Wall	Duct	Duct	5.04	8.83	8.83	12.61	35.30	9.10 ~ 41.30	2630	630 ~ 3000	8.9	2.1 ~ 10.1	98
07+12+12+15	Wall	Duct	Duct	Wall	5.05	8.83	8.83	12.61	35.30	9.10 ~ 41.30	2680	530 ~ 3100	9.0	1.8 ~ 10.4	98
07+12+12+15	Wall	Duct	Duct	Duct	4.99	8.75	8.75	12.50	35.00	9.30 ~ 40.40	2630	700 ~ 2810	8.9	2.4 ~ 9.5	98
09+09+09+09	Wall	Wall	Wall	Wall	9.00	9.00	9.00	9.00	36.00	9.10 ~ 43.00	2340	430 ~ 3240	7.9	1.4 ~ 10.9	98
09+09+09+09	Wall	Wall	Wall	Duct	8.93	8.93	8.93	8.93	35.70	9.10 ~ 42.10	2400	490 ~ 2960	8.1	1.7 ~ 10.0	98
09+09+09+09	Wall	Wall	Duct	Duct	8.80	8.80	8.80	8.80	35.20	9.30 ~ 41.30	2570	550 ~ 2780	8.7	1.9 ~ 9.4	98
09+09+09+09	Wall	Duct	Duct	Duct	8.75	8.75	8.75	8.75	35.00	9.40 ~ 40.40	2700	610 ~ 2700	9.1	2.1 ~ 9.1	98
09+09+09+09	Duct	Duct	Duct	Duct	8.65	8.65	8.65	8.65	34.60	9.60 ~ 39.50	2900	680 ~ 2950	9.8	2.3 ~ 9.9	98
09+09+09+12	Wall	Wall	Wall	Wall	8.18	8.18	8.18	11.45	36.00	9.00 ~ 43.00	2500	430 ~ 3290	8.4	1.4 ~ 11.1	98
09+09+09+12	Wall	Wall	Wall	Duct	8.11	8.11	8.11	11.35	35.70	9.10 ~ 42.10	2400	490 ~ 2960	8.1	1.7 ~ 10.0	98
09+09+09+12	Wall	Wall	Duct	Wall	8.11	8.11	8.11	11.35	35.70	9.10 ~ 42.10	2440	490 ~ 3040	8.2	1.7 ~ 10.2	98
09+09+09+12	Wall	Wall	Duct	Duct	8.02	8.02	8.02	11.22	35.30	9.30 ~ 41.30	2370	550 ~ 2780	8.0	1.9 ~ 9.4	98
09+09+09+12	Wall	Duct	Duct	Wall	8.02	8.02	8.02	11.22	35.30	9.20 ~ 41.30	2390	550 ~ 2850	8.1	1.9 ~ 9.6	98
09+09+09+12	Wall	Duct	Duct	Duct	7.95	7.95	7.95	11.15	35.00	9.40 ~ 40.40	2420	610 ~ 2700	8.2	2.1 ~ 9.1	98
09+09+09+12	Duct	Duct	Duct	Wall	7.95	7.95	7.95	11.15	35.00	9.40 ~ 40.40	2430	610 ~ 2710	8.2	2.1 ~ 9.1	98
09+09+09+12	Duct	Duct	Duct	Duct	7.86	7.86	7.86	11.02	34.60	9.60 ~ 39.50	2540	680 ~ 2680	8.6	2.3 ~ 9.0	98
09+09+09+15	Wall	Wall	Wall	Wall	7.20	7.20	7.20	14.40	36.00	9.00 ~ 43.00	3030	420 ~ 3550	10.2	1.4 ~ 12.0	98
09+09+09+15	Wall	Wall	Wall	Duct	7.14	7.14	7.14	14.28	35.70	9.10 ~ 42.10	2630	570 ~ 3280	8.9	1.9 ~ 11.1	98
09+09+09+15	Wall	Wall	Duct	Wall	7.14	7.14	7.14	14.28	35.70	9.00 ~ 42.10	2830	480 ~ 3500	9.5	1.6 ~ 11.8	98
09+09+09+15	Wall	Wall	Duct	Duct	7.06	7.06	7.06	14.12	35.30	9.10 ~ 41.30	2540	630 ~ 3000	8.6	2.1 ~ 10.1	98
09+09+09+15	Wall	Duct	Duct	Wall	7.06	7.06	7.06	14.12	35.30	9.00 ~ 41.30	2650	530 ~ 3160	8.9	1.8 ~ 10.7	98
09+09+09+15	Wall	Duct	Duct	Duct	7.00	7.00	7.00	14.00	35.00	9.30 ~ 40.40	2550	690 ~ 2830	8.6	2.3 ~ 9.5	98
09+09+09+15	Duct	Duct	Duct	Wall	7.00	7.00	7.00	14.00	35.00	9.10 ~ 40.40	2600	590 ~ 2880	8.8	2.0 ~ 9.7	98
09+09+09+15	Duct	Duct	Duct	Duct	6.92	6.92	6.92	13.84	34.60	9.40 ~ 39.50	2570	760 ~ 2750	8.7	2.6 ~ 9.3	98
09+09+09+18	Wall	Wall	Wall	Wall	6.67	6.67	6.67	16.01	36.00	9.00 ~ 43.00	3120	420 ~ 3540	10.5	1.4 ~ 11.9	98
09+09+09+18	Wall	Wall	Wall	Duct	6.61	6.61	6.61	15.86	35.70	9.10 ~ 42.10	2660	560 ~ 3270	9.0	1.9 ~ 11.0	98
09+09+09+18	Wall	Wall	Duct	Wall	6.61	6.61	6.61	15.86	35.70	9.00 ~ 42.10	2910	470 ~ 3530	9.8	1.6 ~ 11.9	98
09+09+09+18	Wall	Wall	Duct	Duct	6.54	6.54	6.54	15.70	35.30	9.10 ~ 41.30	2580	620 ~ 2990	8.7	2.1 ~ 10.1	98
09+09+09+18	Wall	Duct	Duct	Wall	6.54	6.54	6.54	15.70	35.30	9.00 ~ 41.30	2720	530 ~ 3230	9.2	1.8 ~ 10.9	98
09+09+09+18	Wall	Duct	Duct	Duct	6.48	6.48	6.48	15.56	35.00	9.30 ~ 40.40	2540	680 ~ 2820	8.6	2.3 ~ 9.5	98
09+09+09+18	Duct	Duct	Duct	Wall	6.48	6.48	6.48	15.56	35.00	9.10 ~ 40.40	2620	590 ~ 2900	8.8	2.0 ~ 9.8	98
09+09+09+18	Duct	Duct	Duct	Duct	6.41	6.41	6.41	15.37	34.60	9.40 ~ 39.50	2600	750 ~ 2740	8.8	2.5 ~ 9.2	98
09+09+12+12	Wall	Wall	Wall	Wall	7.50	7.50	10.50	10.50	36.00	9.00 ~ 43.00	2560	430 ~ 3400	8.6	1.4 ~ 11.5	98
09+09+12+12	Wall	Wall	Wall	Duct	7.44	7.44	10.41	10.41	35.70	9.10 ~ 42.10	2400	490 ~ 3040	8.1	1.7 ~ 10.2	98
09+09+12+12	Wall	Wall	Duct	Duct	7.35	7.35	10.30	10.30	35.30	9.30 ~ 41.30	2370	550 ~ 2780	8.0	1.9 ~ 9.4	98
09+09+12+12	Wall	Duct	Wall	Wall	7.44	7.44	10.41	10.41	35.70	9.10 ~ 42.10	2480	480 ~ 3090	8.4	1.6 ~ 10.4	98
09+09+12+12	Wall	Duct	Wall	Duct	7.35	7.35	10.30	10.30	35.30	9.20 ~ 41.30	2390	550 ~ 2800	8.1	1.9 ~ 9.4	98
09+09+12+12	Wall	Duct	Duct	Duct	7.29	7.29	10.20	10.20	35.00	9.40 ~ 40.40	2420	610 ~ 2700	8.2	2.1 ~ 9.1	98
09+09+12+12	Duct	Duct	Wall	Wall	7.35	7.35	10.30	10.30	35.30	9.20 ~ 41.30	2410	540 ~ 2880	8.1	1.8 ~ 9.7	98
09+09+12+12	Duct	Duct	Wall	Duct	7.29	7.29	10.20	10.20	35.00	9.40 ~ 40.40	2430	610 ~ 2710	8.2	2.1 ~ 9.1	98
09+09+12+12	Duct	Duct	Duct	Duct	7.21	7.21	10.09	10.09	34.60	9.60 ~ 39.50	2540	680 ~ 2680	8.6	2.3 ~ 9.0	98
09+09+12+15	Wall	Wall	Wall	Wall	6.67	6.67	9.33	13.34	36.00	9.00 ~ 43.00	3160	420 ~ 3540	10.7	1.4 ~ 11.9	98
09+09+12+15	Wall	Wall	Wall	Duct	6.61	6.61	9.26	13.21	35.70	9.00 ~ 42.10	2730	570 ~ 3330	9.2	1.9 ~ 11.2	98
09+09+12+15	Wall	Wall	Duct	Wall	6.61	6.61	9.26	13.21	35.70	9.00 ~ 42.10	2830	480 ~ 3500	9.5	1.6 ~ 11.8	98
09+09+12+15	Wall	Wall	Duct	Duct	6.54	6.54	9.15	13.08	35.30	9.10 ~ 41.30	2590	630 ~ 3000	8.7	2.1 ~ 10.1	98
09+09+12+15	Wall	Duct	Wall	Wall	6.61	6.61	9.26	13.21	35.70	9.00 ~ 42.10	2950	470 ~ 3570	9.9	1.6 ~ 12.0	98
09+09+12+15	Wall	Duct	Wall	Duct	6.54	6.54	9.15	13.08	35.30	9.10 ~ 41.30	2620	630 ~ 3040	8.8	2.1 ~ 10.2	98
09+09+12+15	Wall	Duct	Duct	Wall	6.54	6.54	9.15	13.08	35.30	9.00 ~ 41.30	2690	530 ~ 3160	9.1	1.8 ~ 10.7	98
09+09+12+15	Wall	Duct	Duct	Duct	6.48	6.48	9.07	12.97	35.00	9.30 ~ 40.40	2550	690 ~ 2830	8.6	2.3 ~ 9.5	98

Combination of indoor unit	Type of indoor unit				Capacity of each indoor unit										
					Each capacity (kBtu/h)				Total capacity (kBtu/h)		Total input (W)		Total current (A)		Power factor (%)
	A room	B room	C room	D room	A room	B room	C room	D room	Rating	(min ~ max)	Rating	(min ~ max)	Rating	(min ~ max)	Rating
09+09+12+15	Duct	Duct	Wall	Wall	6.54	6.54	9.15	13.08	35.30	9.00 ~ 41.30	2750	530 ~ 3260	9.3	1.8 ~ 11.0	98
09+09+12+15	Duct	Duct	Wall	Duct	6.48	6.48	9.07	12.97	35.00	9.20 ~ 40.40	2570	690 ~ 2900	8.7	2.3 ~ 9.8	98
09+09+12+15	Duct	Duct	Duct	Wall	6.48	6.48	9.07	12.97	35.00	9.10 ~ 40.40	2600	590 ~ 2880	8.8	2.0 ~ 9.7	98
09+09+12+15	Duct	Duct	Duct	Duct	6.41	6.41	8.97	12.81	34.60	9.40 ~ 39.50	2610	760 ~ 2750	8.8	2.6 ~ 9.3	98
09+09+12+18	Wall	Wall	Wall	Wall	6.21	6.21	8.70	14.90	36.00	9.00 ~ 43.00	3200	420 ~ 3540	10.8	1.4 ~ 11.9	98
09+09+12+18	Wall	Wall	Wall	Duct	6.16	6.16	8.62	14.77	35.70	9.00 ~ 42.10	2720	560 ~ 3320	9.2	1.9 ~ 11.2	98
09+09+12+18	Wall	Wall	Duct	Wall	6.16	6.16	8.62	14.77	35.70	9.00 ~ 42.10	2870	470 ~ 3530	9.7	1.6 ~ 11.9	98
09+09+12+18	Wall	Wall	Duct	Duct	6.09	6.09	8.52	14.61	35.30	9.10 ~ 41.30	2580	620 ~ 2990	8.7	2.1 ~ 10.1	98
09+09+12+18	Wall	Duct	Wall	Wall	6.16	6.16	8.62	14.77	35.70	9.00 ~ 42.10	2990	470 ~ 3600	10.1	1.6 ~ 12.1	98
09+09+12+18	Wall	Duct	Wall	Duct	6.09	6.09	8.52	14.61	35.30	9.10 ~ 41.30	2610	620 ~ 3030	8.8	2.1 ~ 10.2	98
09+09+12+18	Wall	Duct	Duct	Wall	6.09	6.09	8.52	14.61	35.30	9.00 ~ 41.30	2720	530 ~ 3230	9.2	1.8 ~ 10.9	98
09+09+12+18	Wall	Duct	Duct	Duct	6.03	6.03	8.45	14.48	35.00	9.30 ~ 40.40	2590	680 ~ 2820	8.7	2.3 ~ 9.5	98
09+09+12+18	Duct	Duct	Wall	Wall	6.09	6.09	8.52	14.61	35.30	9.00 ~ 41.30	2820	530 ~ 3290	9.5	1.8 ~ 11.1	98
09+09+12+18	Duct	Duct	Wall	Duct	6.03	6.03	8.45	14.48	35.00	9.20 ~ 40.40	2610	680 ~ 2890	8.8	2.3 ~ 9.7	98
09+09+12+18	Duct	Duct	Duct	Wall	6.03	6.03	8.45	14.48	35.00	9.10 ~ 40.40	2660	590 ~ 2900	9.0	2.0 ~ 9.8	98
09+09+12+18	Duct	Duct	Duct	Duct	5.97	5.97	8.34	14.32	34.60	9.40 ~ 39.50	2600	750 ~ 2740	8.8	2.5 ~ 9.2	98
09+09+15+15	Wall	Wall	Wall	Wall	6.00	6.00	12.00	12.00	36.00	9.00 ~ 42.95	3540	420 ~ 3970	11.9	1.4 ~ 13.4	98
09+09+15+15	Wall	Wall	Wall	Duct	5.95	5.95	11.90	11.90	35.70	9.00 ~ 42.10	2980	560 ~ 3590	10.0	1.9 ~ 12.1	98
09+09+15+15	Wall	Wall	Duct	Duct	5.88	5.88	11.77	11.77	35.30	9.10 ~ 41.30	2720	720 ~ 3670	9.2	2.4 ~ 12.4	98
09+09+15+15	Wall	Duct	Wall	Wall	5.95	5.95	11.90	11.90	35.70	9.00 ~ 42.10	2680	470 ~ 3570	9.0	1.6 ~ 12.0	98
09+09+15+15	Wall	Duct	Wall	Duct	5.88	5.88	11.77	11.77	35.30	9.00 ~ 41.30	2880	620 ~ 3530	9.7	2.1 ~ 11.9	98
09+09+15+15	Wall	Duct	Duct	Duct	5.83	5.83	11.67	11.67	35.00	9.10 ~ 40.40	2730	780 ~ 3050	9.2	2.6 ~ 10.3	98
09+09+15+15	Duct	Duct	Wall	Wall	5.88	5.88	11.77	11.77	35.30	9.00 ~ 41.30	3150	520 ~ 3670	10.6	1.8 ~ 12.4	98
09+09+15+15	Duct	Duct	Wall	Duct	5.83	5.83	11.67	11.67	35.00	9.00 ~ 40.40	2830	680 ~ 3150	9.5	2.3 ~ 10.6	98
09+09+15+15	Duct	Duct	Duct	Duct	5.77	5.77	11.53	11.53	34.60	9.30 ~ 39.50	2740	840 ~ 2880	9.2	2.8 ~ 9.7	98
09+12+12+12	Wall	Wall	Wall	Wall	6.91	9.69	9.69	9.69	36.00	9.00 ~ 43.00	2660	420 ~ 3510	9.0	1.4 ~ 11.8	98
09+12+12+12	Wall	Wall	Wall	Duct	6.87	9.61	9.61	9.61	35.70	9.10 ~ 42.10	2480	480 ~ 3090	8.4	1.6 ~ 10.4	98
09+12+12+12	Wall	Wall	Duct	Duct	6.79	9.50	9.50	9.50	35.30	9.20 ~ 41.30	2390	550 ~ 2800	8.1	1.9 ~ 9.4	98
09+12+12+12	Wall	Duct	Duct	Duct	6.72	9.42	9.42	9.42	35.00	9.40 ~ 40.40	2420	610 ~ 2700	8.2	2.1 ~ 9.1	98
09+12+12+12	Duct	Wall	Wall	Wall	6.87	9.61	9.61	9.61	35.70	9.10 ~ 42.10	2570	480 ~ 3180	8.7	1.6 ~ 10.7	98
09+12+12+12	Duct	Wall	Wall	Duct	6.79	9.50	9.50	9.50	35.30	9.20 ~ 41.30	2410	540 ~ 2880	8.1	1.8 ~ 9.7	98
09+12+12+12	Duct	Wall	Duct	Duct	6.72	9.42	9.42	9.42	35.00	9.40 ~ 40.40	2430	610 ~ 2710	8.2	2.1 ~ 9.1	98
09+12+12+12	Duct	Duct	Duct	Duct	6.65	9.32	9.32	9.32	34.60	9.60 ~ 39.50	2540	680 ~ 2680	8.6	2.3 ~ 9.0	98
09+12+12+15	Wall	Wall	Wall	Wall	6.21	8.69	8.69	12.41	36.00	9.00 ~ 43.00	3300	420 ~ 3540	11.1	1.4 ~ 11.9	98
09+12+12+15	Wall	Wall	Wall	Duct	6.16	8.62	8.62	12.31	35.70	9.00 ~ 42.10	2780	570 ~ 3440	9.4	1.9 ~ 11.6	98
09+12+12+15	Wall	Wall	Duct	Wall	6.16	8.62	8.62	12.31	35.70	9.00 ~ 42.10	2950	470 ~ 3570	9.9	1.6 ~ 12.0	98
09+12+12+15	Wall	Wall	Duct	Duct	6.09	8.52	8.52	12.17	35.30	9.10 ~ 41.30	2620	630 ~ 3040	8.8	2.1 ~ 10.2	98
09+12+12+15	Wall	Duct	Duct	Wall	6.09	8.52	8.52	12.17	35.30	9.00 ~ 41.30	2690	530 ~ 3160	9.1	1.8 ~ 10.7	98
09+12+12+15	Wall	Duct	Duct	Duct	6.03	8.45	8.45	12.07	35.00	9.30 ~ 40.40	2550	690 ~ 2830	8.6	2.3 ~ 9.5	98
09+12+12+15	Duct	Wall	Wall	Wall	6.16	8.62	8.62	12.31	35.70	9.00 ~ 42.10	3020	470 ~ 3590	10.2	1.6 ~ 12.1	98
09+12+12+15	Duct	Wall	Wall	Duct	6.09	8.52	8.52	12.17	35.30	9.10 ~ 41.30	2670	630 ~ 3180	9.0	2.1 ~ 10.7	98
09+12+12+15	Duct	Wall	Duct	Wall	6.09	8.52	8.52	12.17	35.30	9.00 ~ 41.30	2750	530 ~ 3260	9.3	1.8 ~ 11.0	98
09+12+12+15	Duct	Wall	Duct	Duct	6.03	8.45	8.45	12.07	35.00	9.20 ~ 40.40	2570	690 ~ 2900	8.7	2.3 ~ 9.8	98
09+12+12+15	Duct	Duct	Duct	Wall	6.03	8.45	8.45	12.07	35.00	9.10 ~ 40.40	2600	590 ~ 2880	8.8	2.0 ~ 9.7	98
09+12+12+15	Duct	Duct	Duct	Duct	5.97	8.35	8.35	11.93	34.60	9.40 ~ 39.50	2570	760 ~ 2750	8.7	2.6 ~ 9.3	98
12+12+12+12	Wall	Wall	Wall	Wall	9.00	9.00	9.00	9.00	36.00	9.00 ~ 43.00	2730	420 ~ 3050	9.2	1.4 ~ 10.3	98
12+12+12+12	Wall	Wall	Wall	Duct	8.93	8.93	8.93	8.93	35.70	9.10 ~ 42.10	2530	480 ~ 3180	8.5	1.6 ~ 10.7	98
12+12+12+12	Wall	Wall	Duct	Duct	8.83	8.83	8.83	8.83	35.30	9.20 ~ 41.30	2410	540 ~ 2880	8.1	1.8 ~ 9.7	98
12+12+12+12	Wall	Duct	Duct	Duct	8.75	8.75	8.75	8.75	35.00	9.40 ~ 40.40	2390	610 ~ 2710	8.1	2.1 ~ 9.1	98
12+12+12+12	Duct	Duct	Duct	Duct	8.65	8.65	8.65	8.65	34.60	9.60 ~ 39.50	2490	680 ~ 2680	8.4	2.3 ~ 9.0	98

Notes:

1. Cooling capacity is based on 80°FDB (26.7°CDB) / 67°FWB (19.4°CWB) (Indoor temperature), 95°FDB (35°CDB) / 75°FWB (24°CWB) (Outdoor temperature).
   Heating capacity is based on 70°FDB (21°CDB) / 60°FWB (15.6°CWB) (Indoor temperature), 47°FDB (8.3°CDB) / 43°FWB (6°CWB) (Outdoor temperature).
2. The total capacity of connected indoor units is up to 48.0 kBtu/h.
3. It is impossible to connect the indoor unit for one room only.
4. The above is the value for connecting with the following indoor units.
   7.0 kBtu/h class; wall mount type L series
   9.0 kBtu/h class; wall mount type L series or Duct type L series
   12.0 kBtu/h class; wall mount type L series or Duct type L series
   15.0 kBtu/h class; wall mount type L series or Duct type L series
   18.0 kBtu/h class; wall mount type L series or Duct type L series
   24.0 kBtu/h class; wall mount type L series or Duct type L series

C: 3D093948B
C: 3D093949B
C: 3D093950B
C: 3D093951B
C: 3D093952B
C: 3D093954B
C: 3D093955B
C: 3D093956B
C: 3D093957B
C: 3D093958B
C: 3D093959C
C: 3D093960B
C: 3D093961B
C: 3D093962B

4. Dimensions

4.1 Indoor Unit

FTXR09/12TVJUW(S)

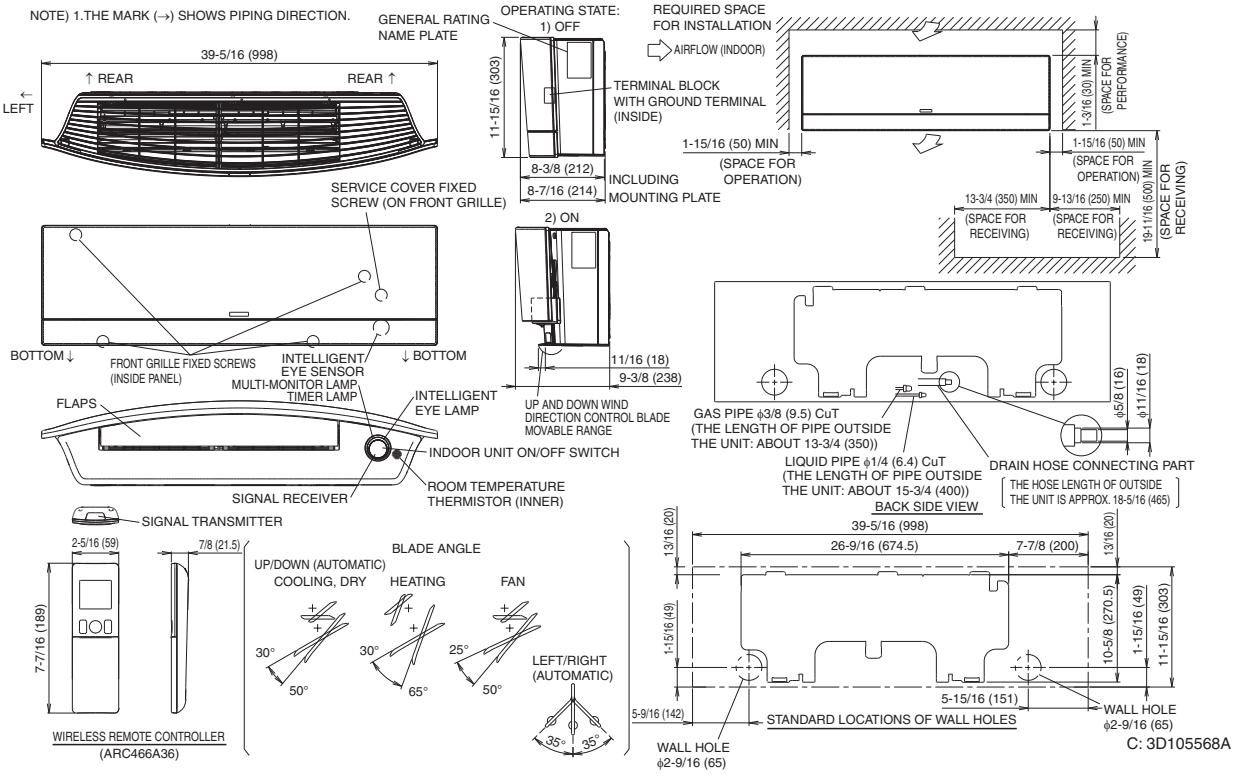

FTXR18TVJUW(S)

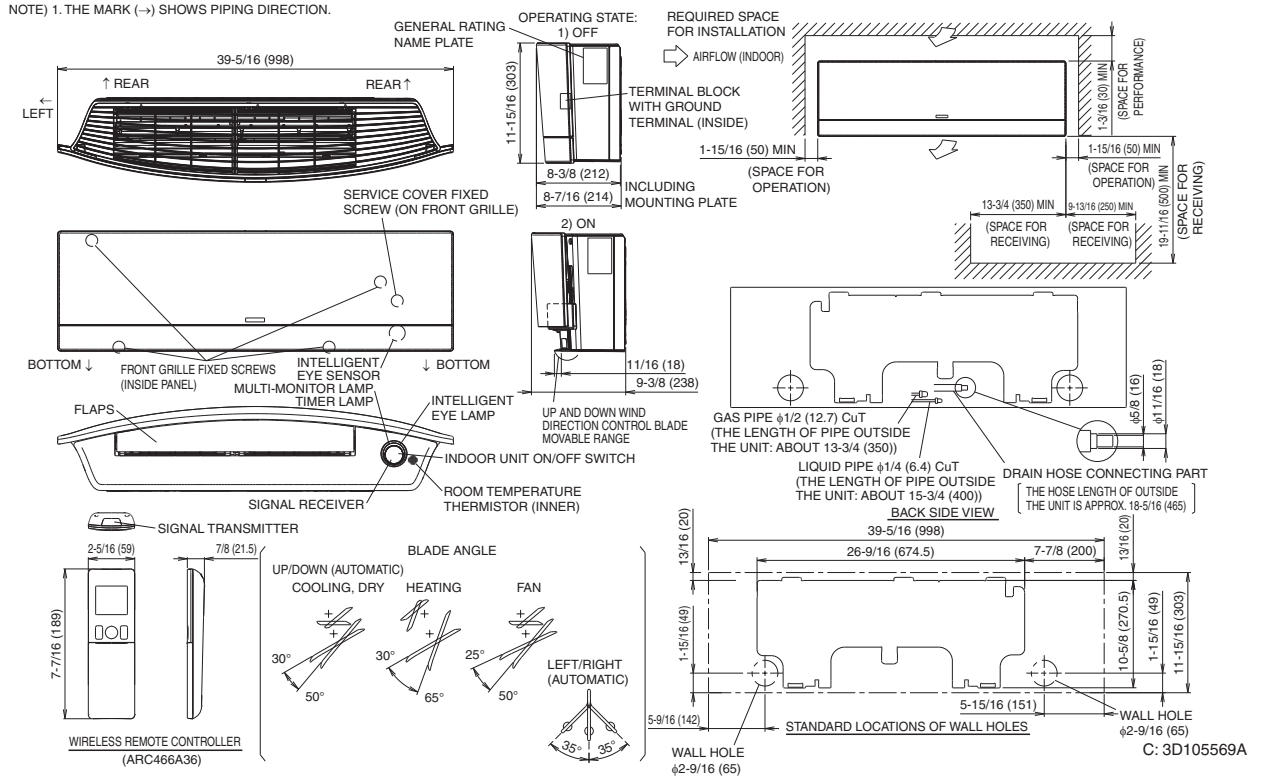

1

CTXS07LVJU, FTXS09/12LVJU

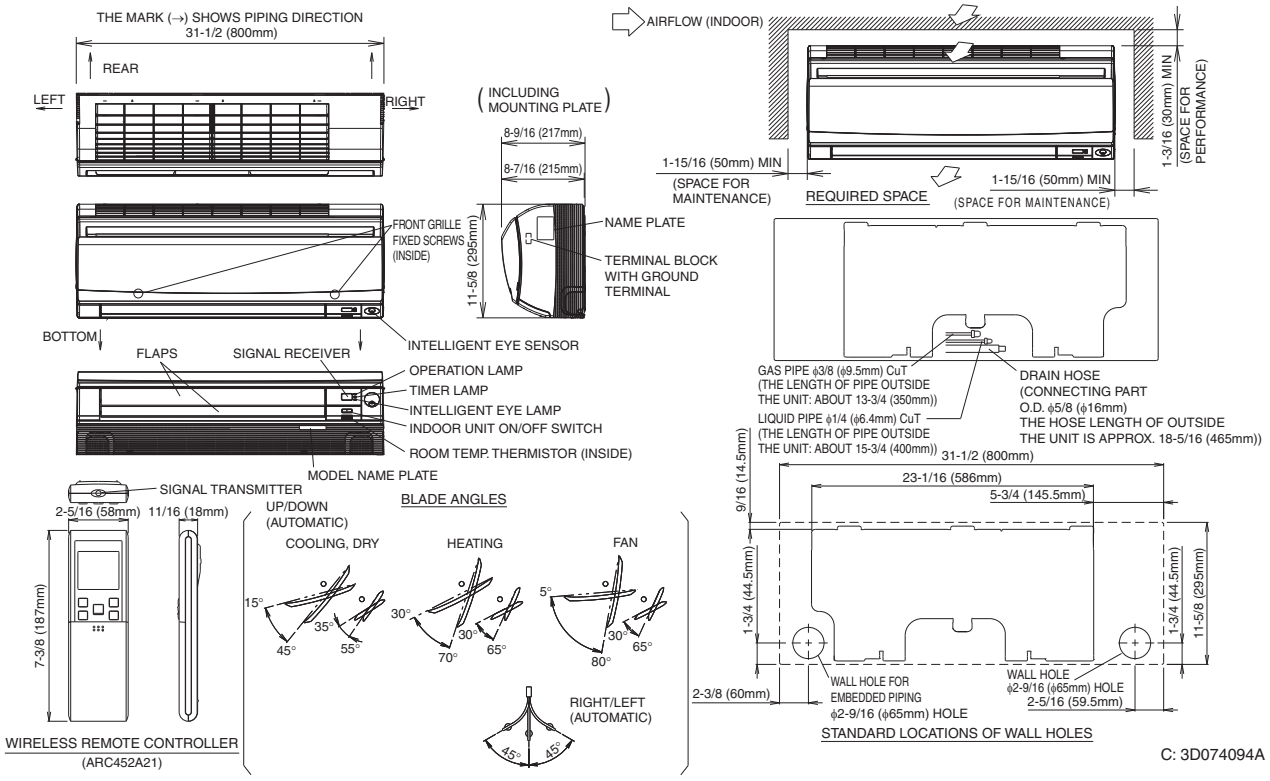

FTXS15/18LVJU

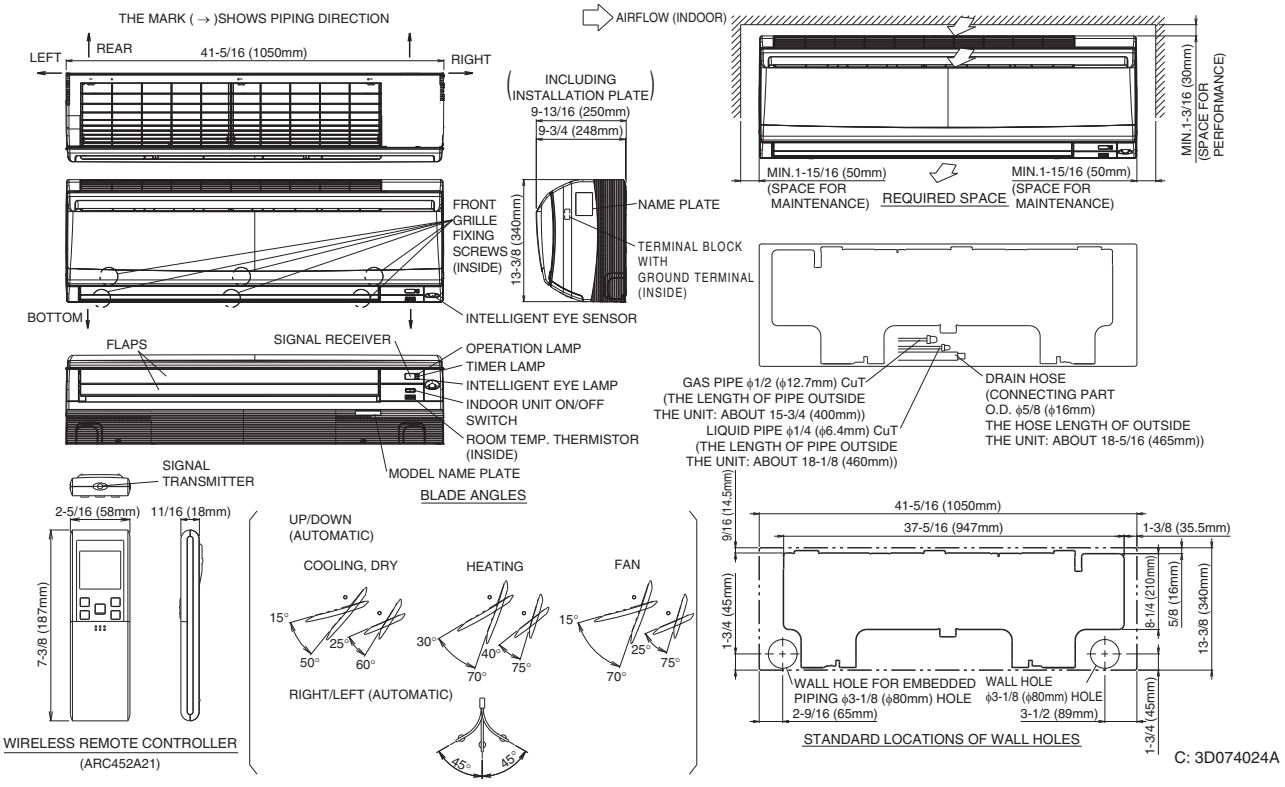

FTXS24LVJU

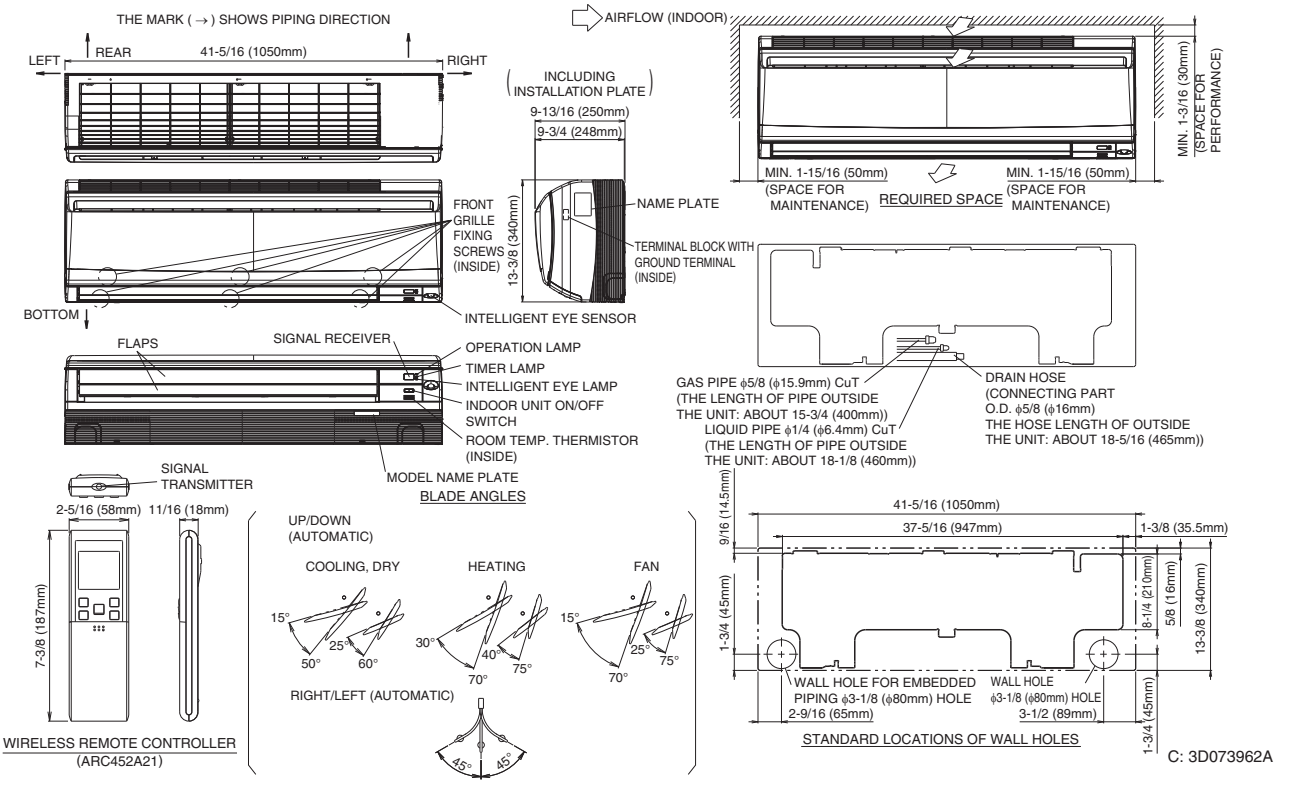

CDXS07LVJU, FDXS09/12LVJU

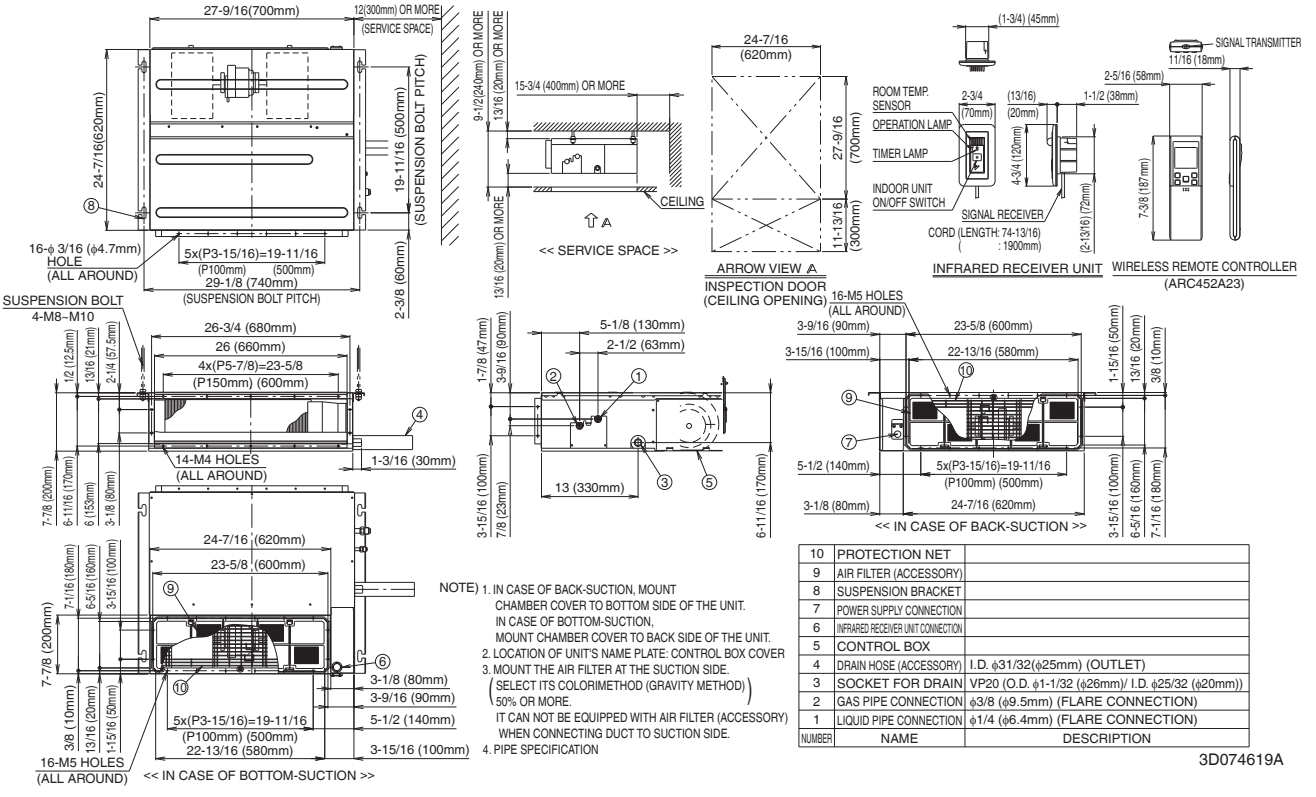

NOTE)
1. IN CASE OF BACK-SUCTION, MOUNT CHAMBER COVER TO BOTTOM SIDE OF THE UNIT. IN CASE OF BOTTOM-SUCTION, MOUNT CHAMBER COVER TO BACK SIDE OF THE UNIT.
2. LOCATION OF UNIT'S NAME PLATE: CONTROL BOX COVER
3. MOUNT THE AIR FILTER AT THE SUCTION SIDE. (SELECT ITS COLORIMETHOD (GRAVITY METHOD) 50% OR MORE. IT CAN NOT BE EQUIPPED WITH AIR FILTER (ACCESSORY) WHEN CONNECTING DUCT TO SUCTION SIDE.
4. PIPE SPECIFICATION

NUMBER	NAME	DESCRIPTION
10	PROTECTION NET	
9	AIR FILTER (ACCESSORY)	
8	SUSPENSION BRACKET	
7	POWER SUPPLY CONNECTION	
6	INFRARED RECEIVER UNIT CONNECTION	
5	CONTROL BOX	
4	DRAIN HOSE (ACCESSORY)	I.D. ϕ31/32(ϕ25mm) (OUTLET)
3	SOCKET FOR DRAIN	VP20 (O.D. ϕ1-1/32 (ϕ26mm)/ I.D. ϕ25/32 (ϕ20mm))
2	GAS PIPE CONNECTION	ϕ3/8 (ϕ9.5mm) (FLARE CONNECTION)
1	LIQUID PIPE CONNECTION	ϕ1/4 (ϕ6.4mm) (FLARE CONNECTION)

3D074619A

1

CDXS15/18LVJU

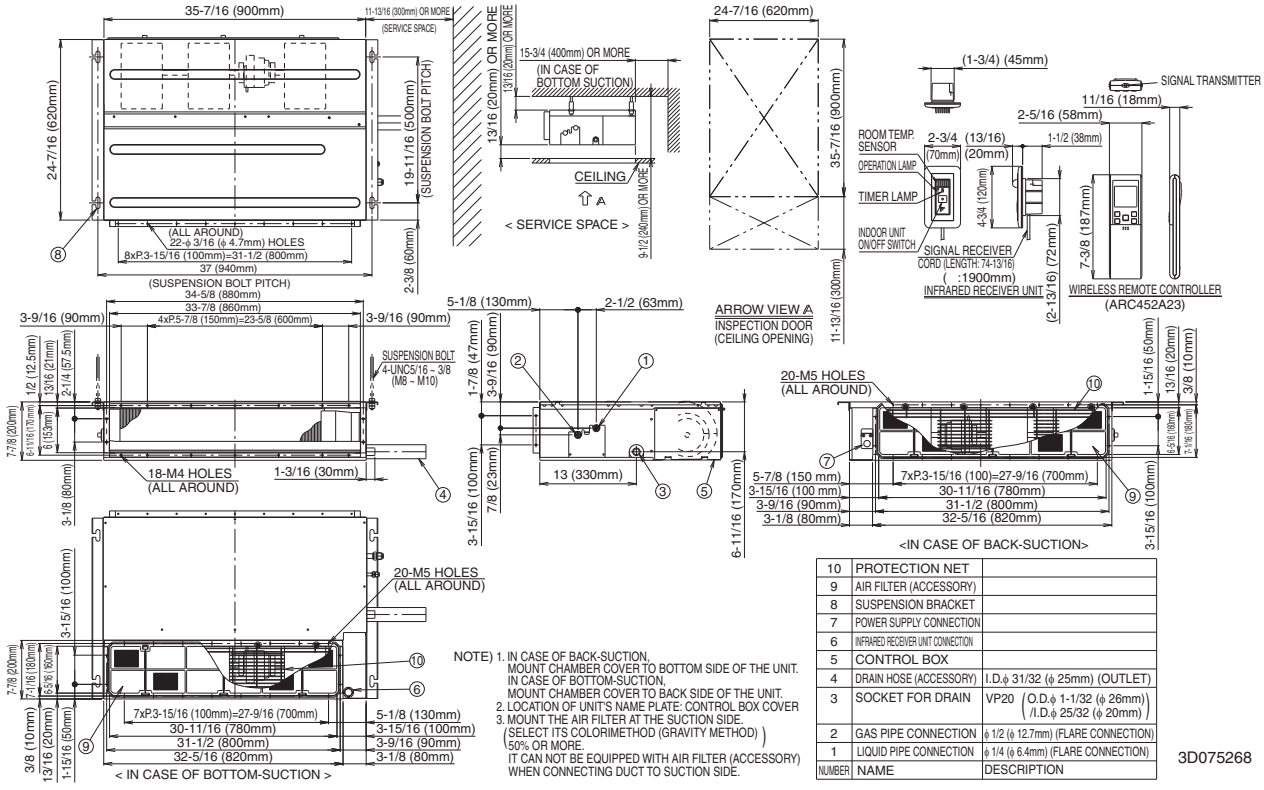

10	PROTECTION NET	
9	AIR FILTER (ACCESSORY)	
8	SUSPENSION BRACKET	
7	POWER SUPPLY CONNECTION	
6	INFRARED RECEIVER UNIT CONNECTION	
5	CONTROL BOX	
4	DRAIN HOSE (ACCESSORY)	I.D.φ 31/32 (φ 25mm) (OUTLET)
3	SOCKET FOR DRAIN	VP20 (O.D.φ 1-1/32 (φ 26mm) /I.D.φ 25/32 (φ 20mm))
2	GAS PIPE CONNECTION	φ 1/2 (φ 12.7mm) (FLARE CONNECTION)
1	LIQUID PIPE CONNECTION	φ 1/4 (φ 6.4mm) (FLARE CONNECTION)
NUMBER	NAME	DESCRIPTION

NOTE) 1. IN CASE OF BACK-SUCTION,
MOUNT CHAMBER COVER TO BOTTOM SIDE OF THE UNIT.
IN CASE OF BOTTOM-SUCTION,
MOUNT CHAMBER COVER TO BACK SIDE OF THE UNIT.
2. LOCATION OF UNIT'S NAME PLATE: CONTROL BOX COVER
3. MOUNT THE AIR FILTER AT THE SUCTION SIDE.
(SELECT ITS COLORIMETHOD (GRAVITY METHOD) 50% OR MORE.
IT CAN NOT BE EQUIPPED WITH AIR FILTER (ACCESSORY) WHEN CONNECTING DUCT TO SUCTION SIDE.

3D075268

CDXS24LVJU

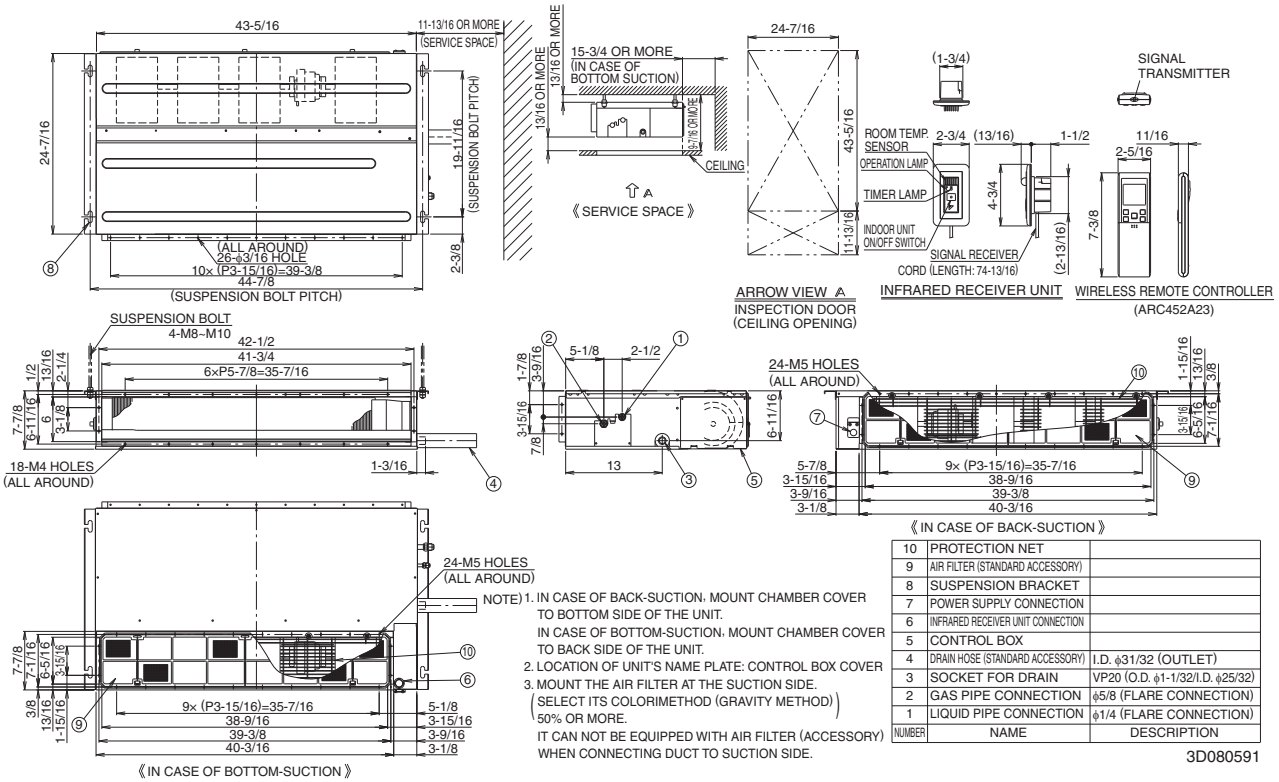

10	PROTECTION NET	
9	AIR FILTER (STANDARD ACCESSORY)	
8	SUSPENSION BRACKET	
7	POWER SUPPLY CONNECTION	
6	INFRARED RECEIVER UNIT CONNECTION	
5	CONTROL BOX	
4	DRAIN HOSE (STANDARD ACCESSORY)	I.D. φ31/32 (OUTLET)
3	SOCKET FOR DRAIN	VP20 (O.D. φ1-1/32/I.D. φ25/32)
2	GAS PIPE CONNECTION	φ5/8 (FLARE CONNECTION)
1	LIQUID PIPE CONNECTION	φ1/4 (FLARE CONNECTION)
NUMBER	NAME	DESCRIPTION

NOTE) 1. IN CASE OF BACK-SUCTION, MOUNT CHAMBER COVER TO BOTTOM SIDE OF THE UNIT.
IN CASE OF BOTTOM-SUCTION, MOUNT CHAMBER COVER TO BACK SIDE OF THE UNIT.
2. LOCATION OF UNIT'S NAME PLATE: CONTROL BOX COVER
3. MOUNT THE AIR FILTER AT THE SUCTION SIDE.
(SELECT ITS COLORIMETHOD (GRAVITY METHOD) 50% OR MORE.
IT CAN NOT BE EQUIPPED WITH AIR FILTER (ACCESSORY) WHEN CONNECTING DUCT TO SUCTION SIDE.

3D080591

FDMQ09/12RVJU

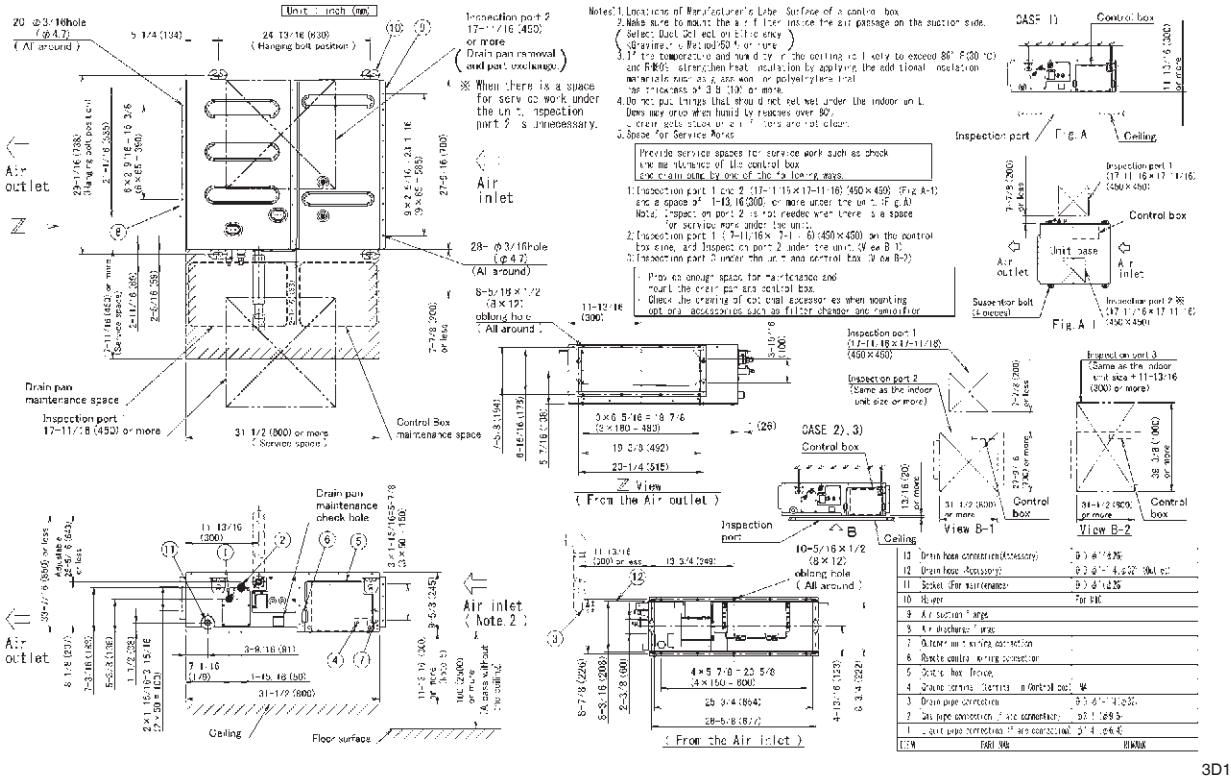

3D112918B

FDMQ15/18/24RVJU

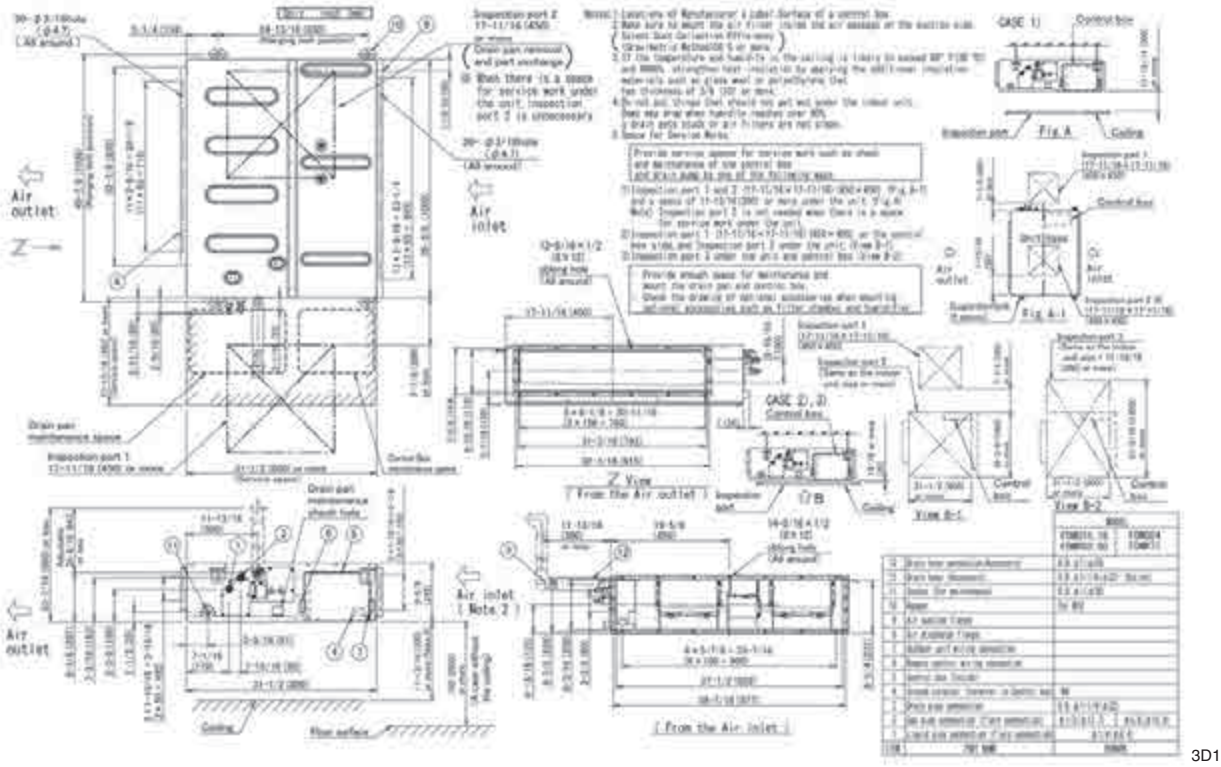

3D112919B

1

FVXS09/12NVJU

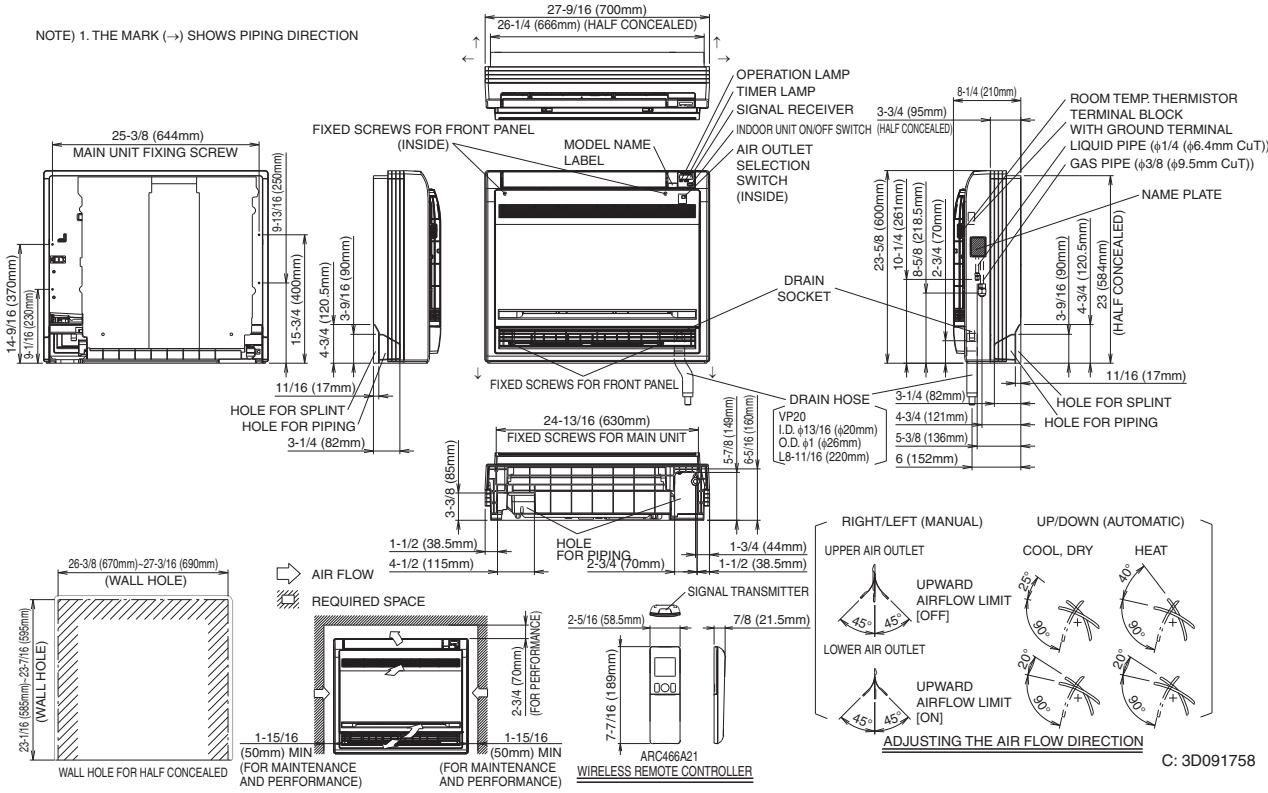

FVXS15/18NVJU

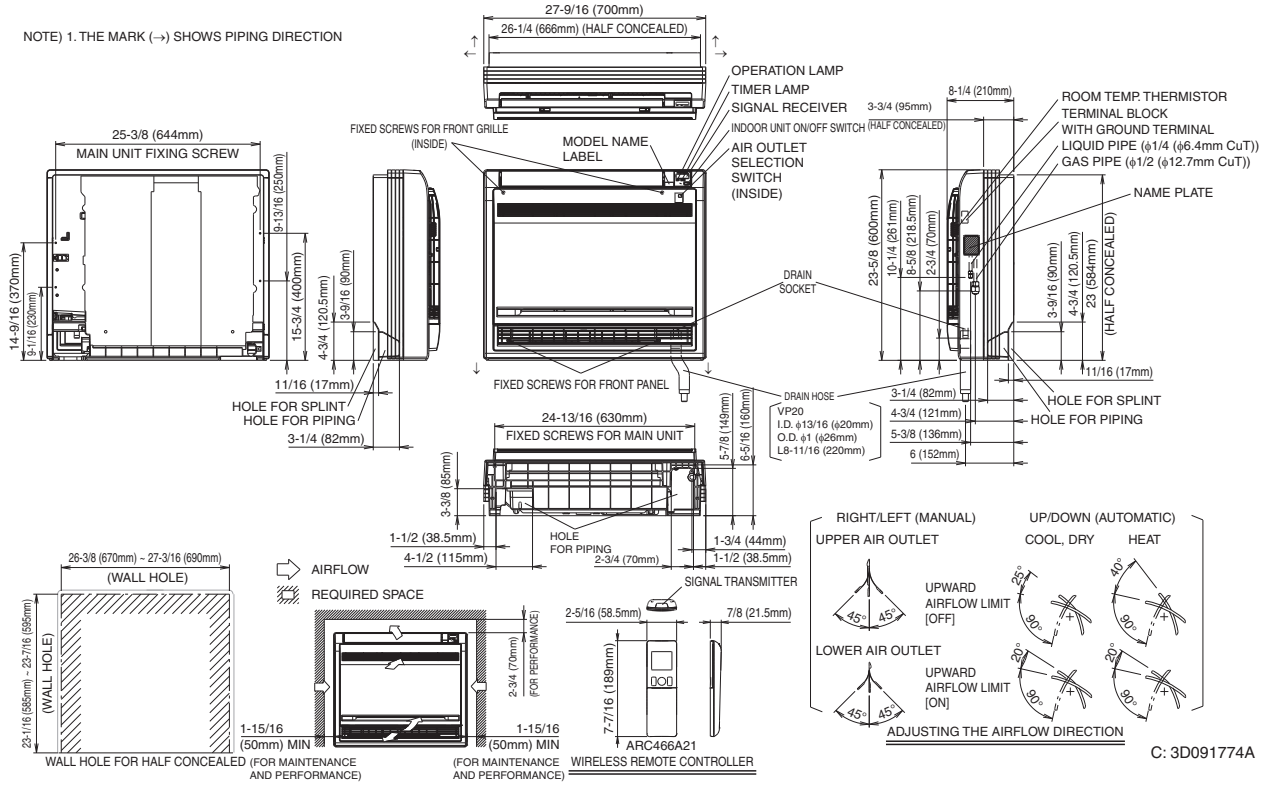

FFQ09/12/15/18Q2VJU with BYFQ60B3W1 (Decoration Panel)

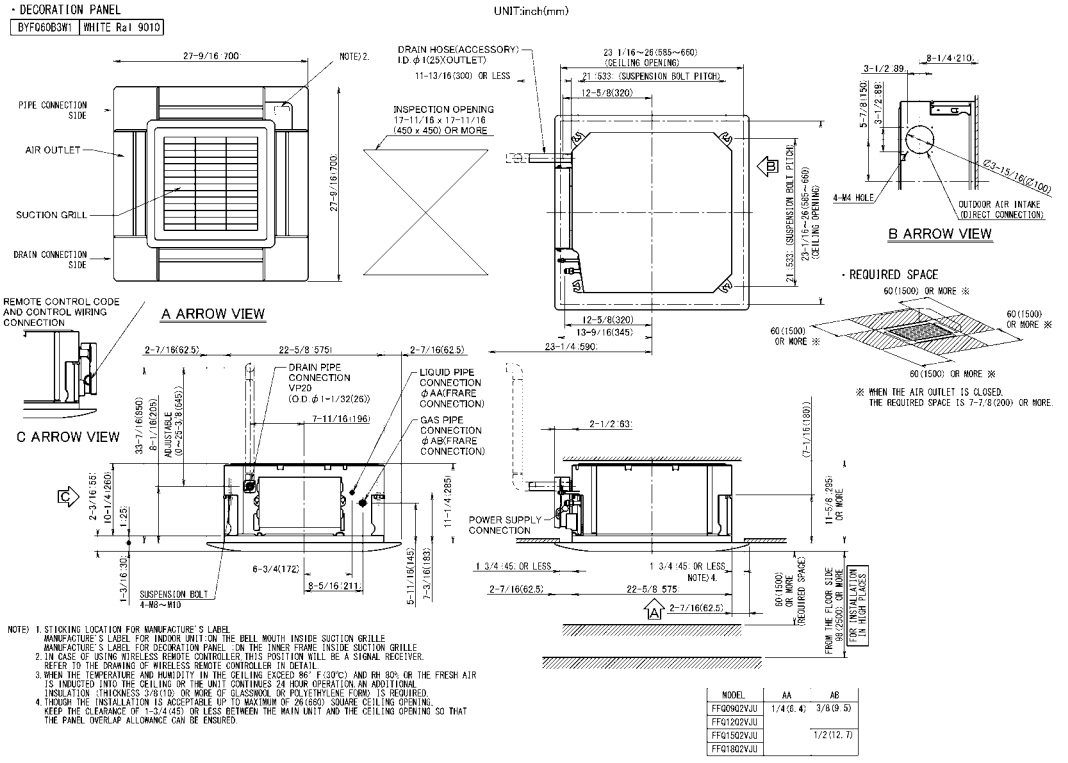

3D106040

FFQ09/12/15/18Q2VJU with BYFQ60C2W1W(S) (Decoration Panel)

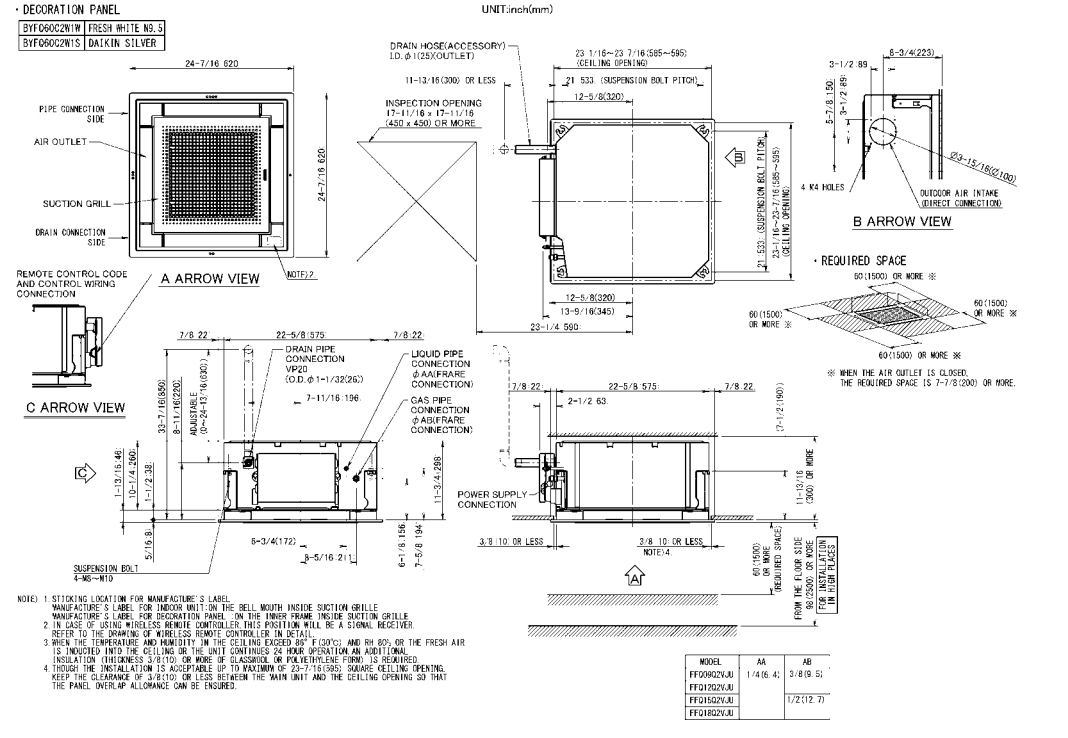

3D106039

1

BRC1E73 — Wired Remote Controller (Option) —

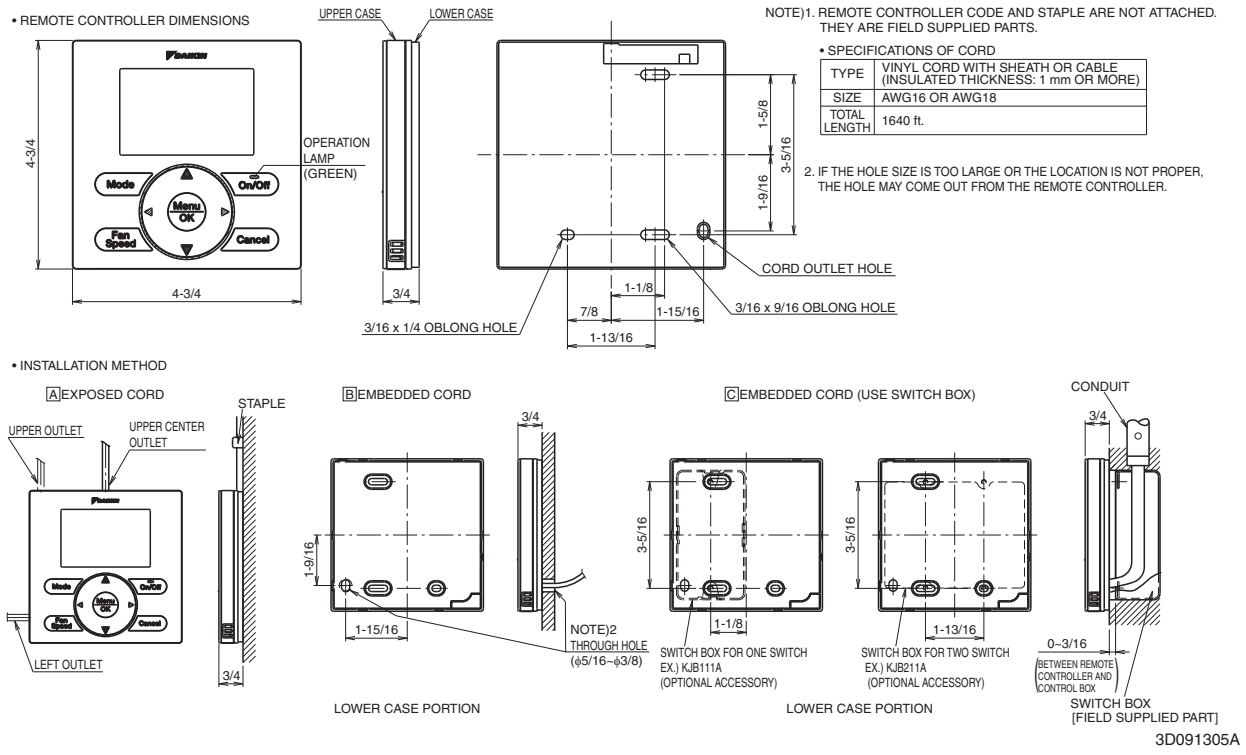

3D091305A

BRC082A43 — Wireless Remote Controller (Option) —

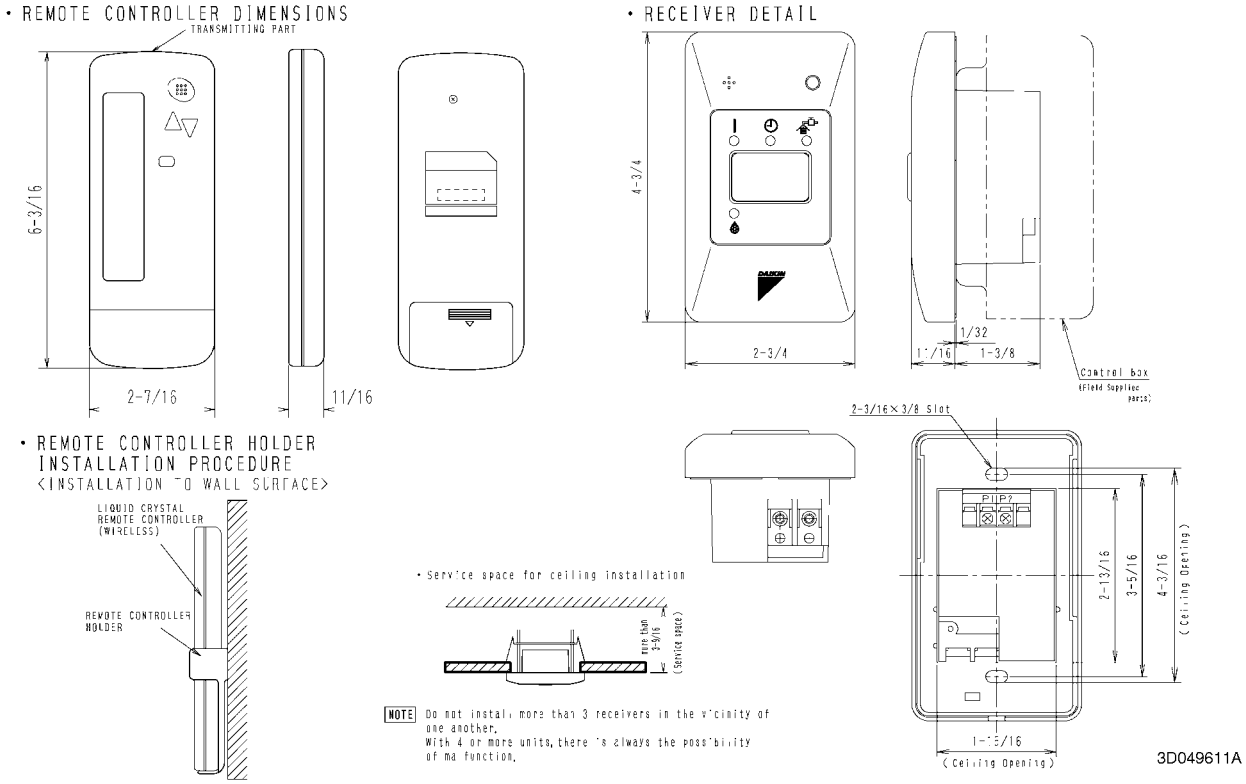

3D049611A

BRC082A41W — Wireless Remote Controller (Option) —

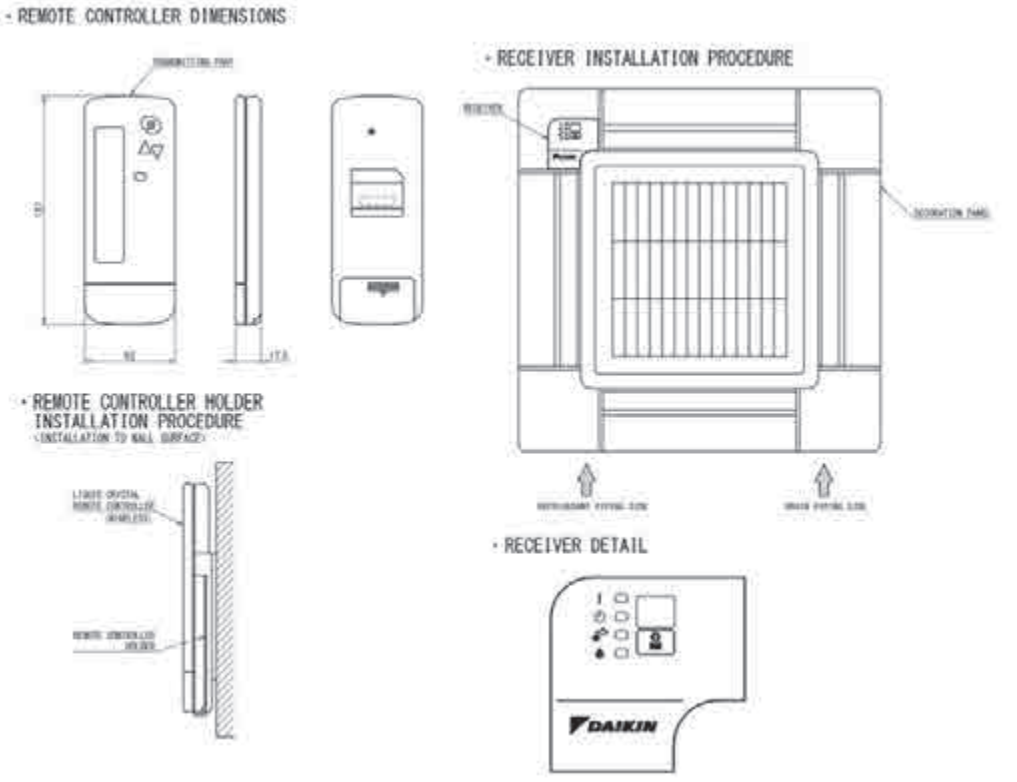

3D082556A

BRC082A42W(S) — Wireless Remote Controller (Option) —

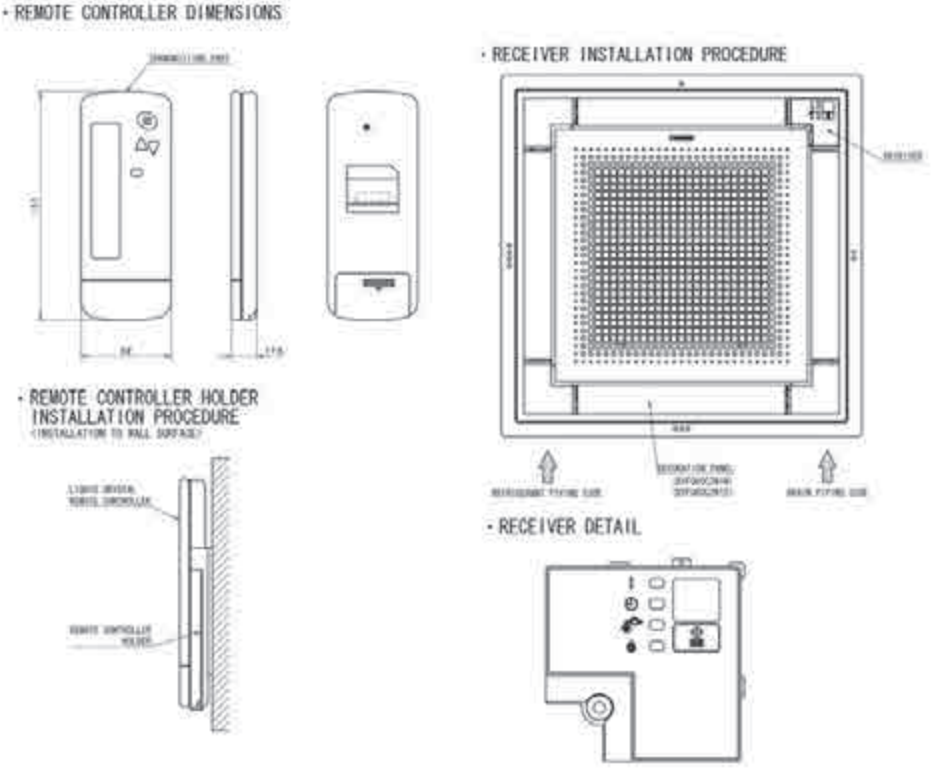

3D082024

4.2 Outdoor Unit

2MXS18NMVJUA

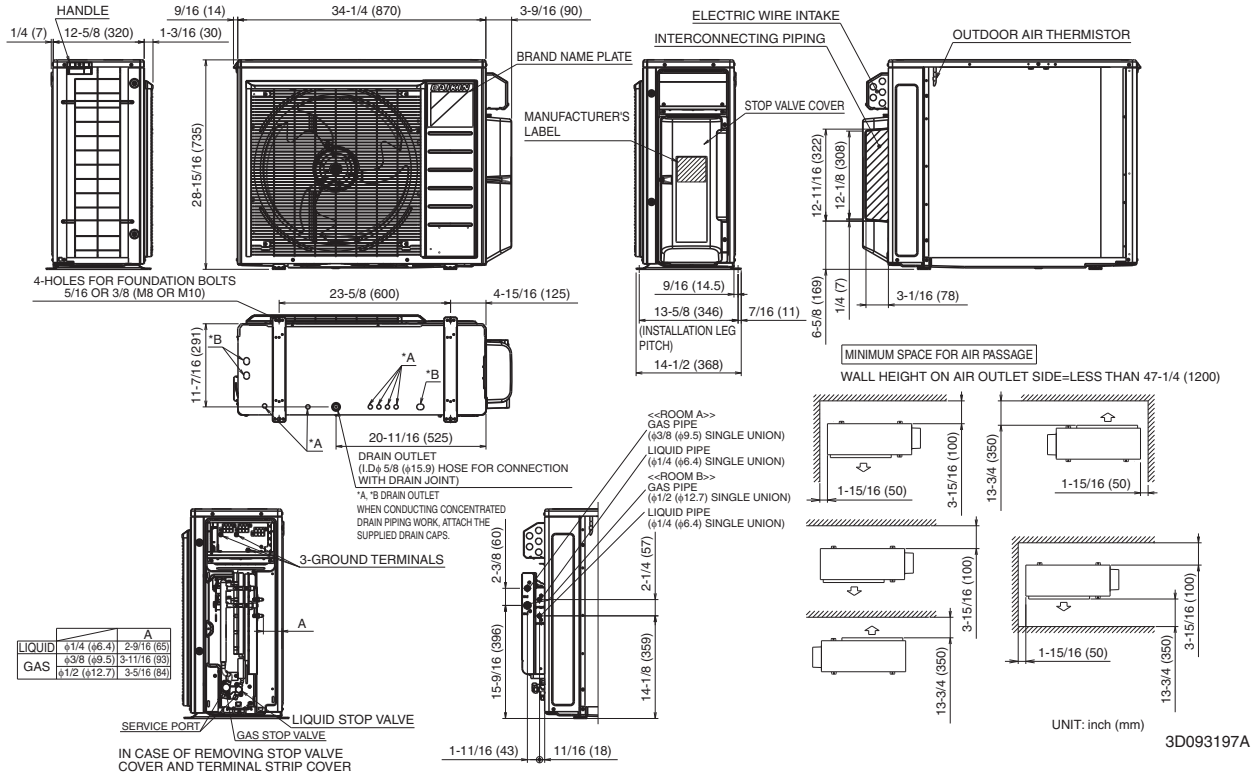

3MXS24RMVJUA

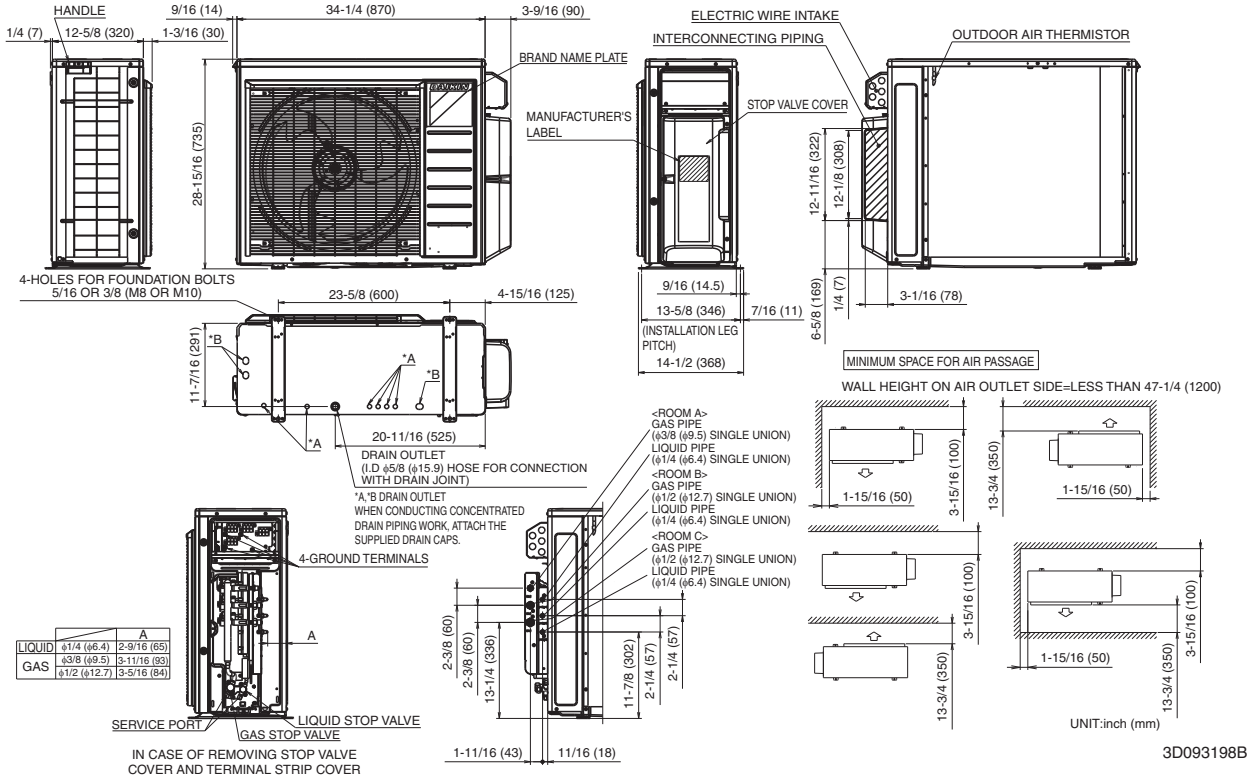

4MXS36RMVJUA

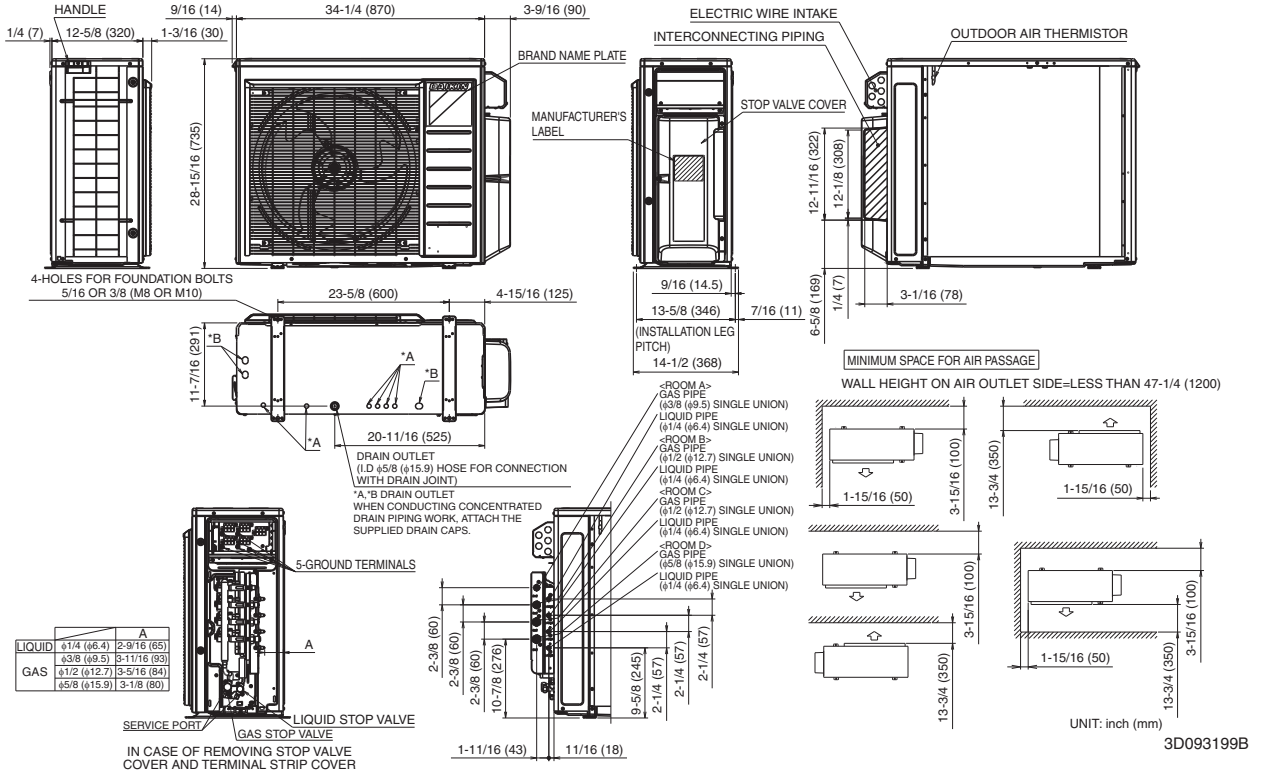

5. Wiring Diagrams

5.1 Indoor Unit

FTXR09/12/18TVJUW(S)

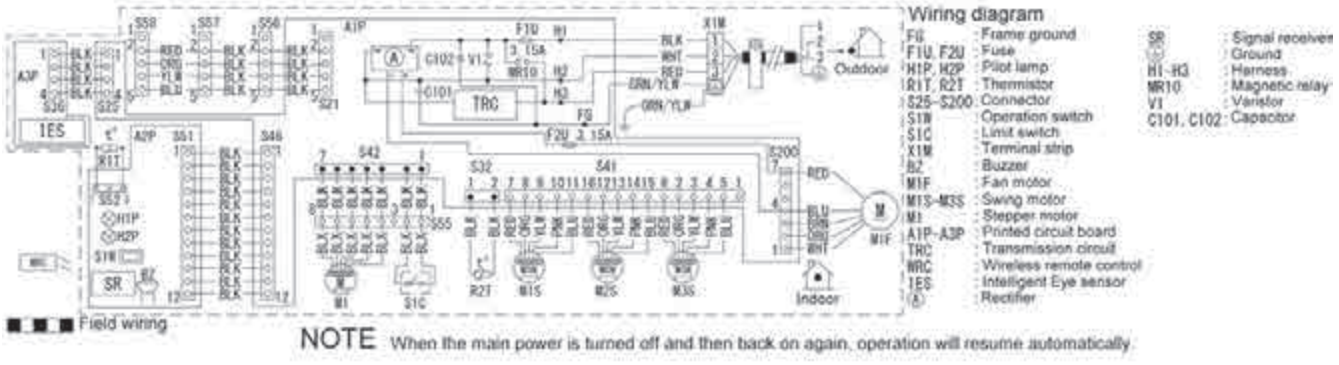

3D103375A

CTXS07LVJU, FTXS09/12LVJU

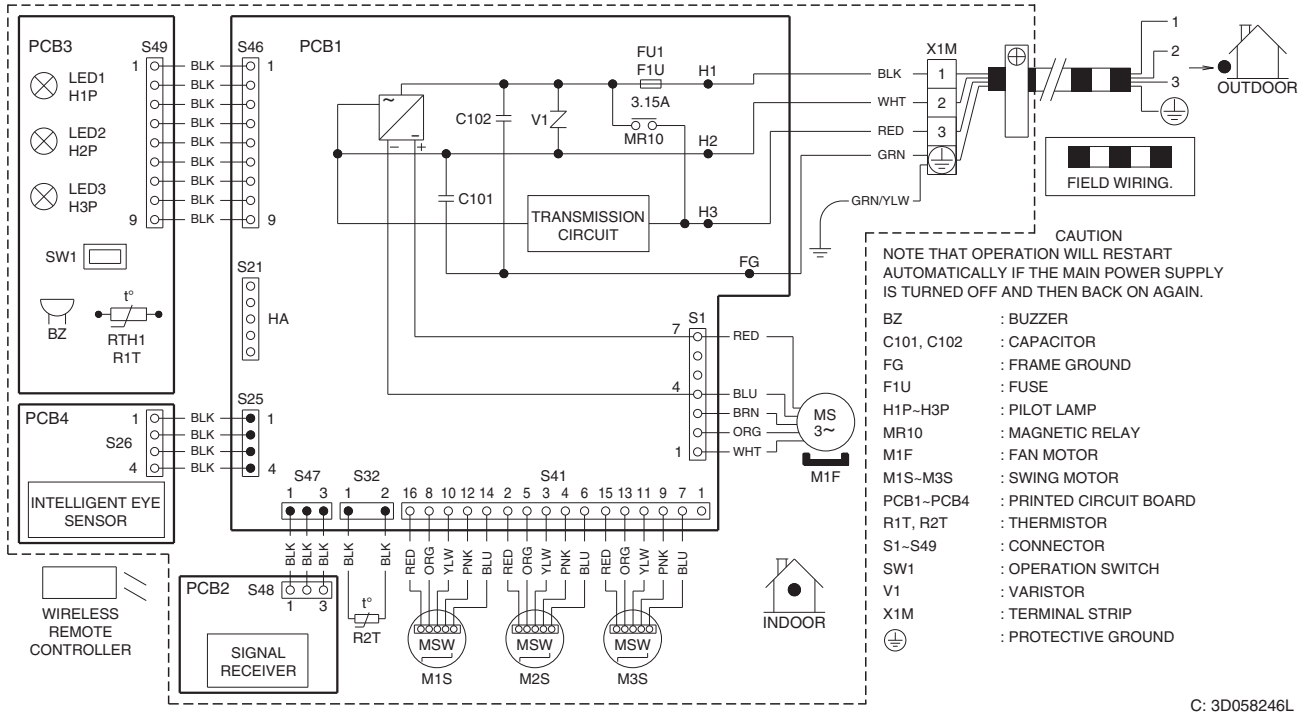

C: 3D058246L

FTXS15/18/24LVJU

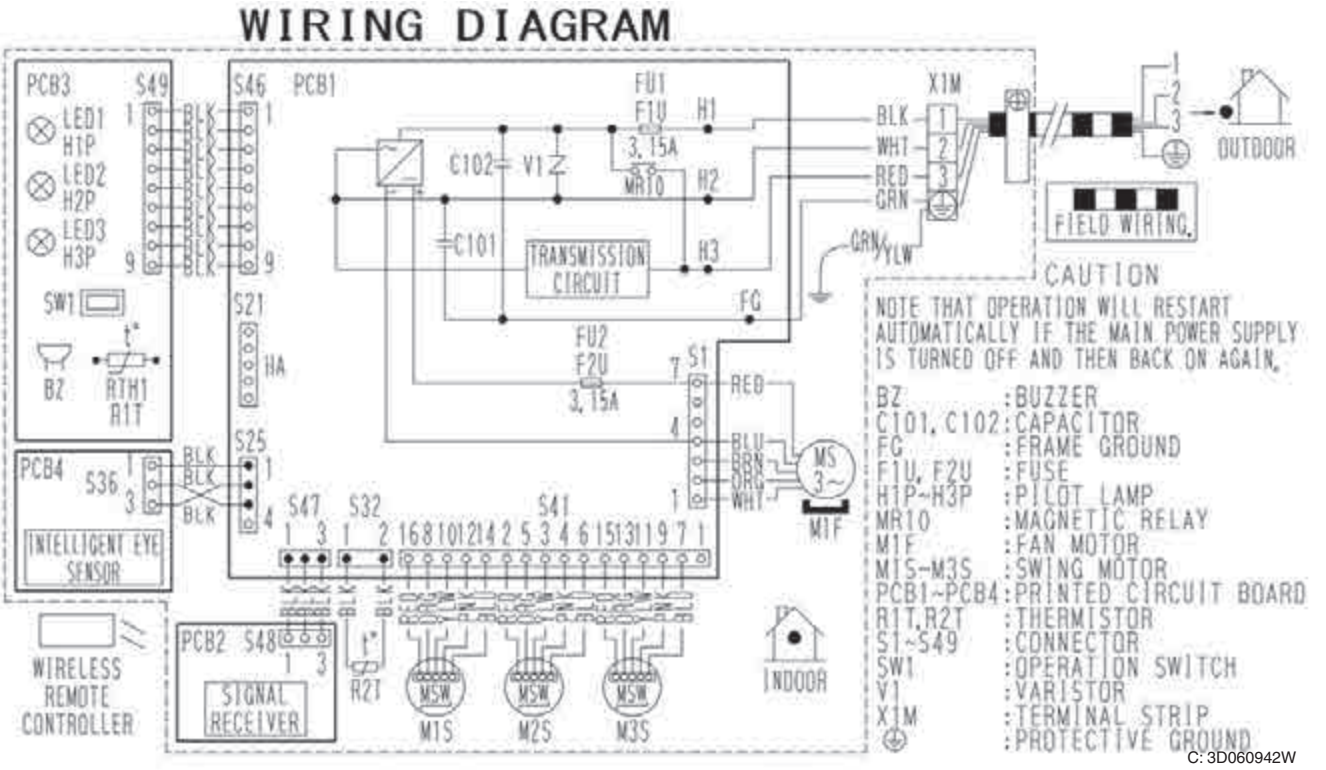

CDXS07/15/18/24LVJU, FDXS09/12LVJU

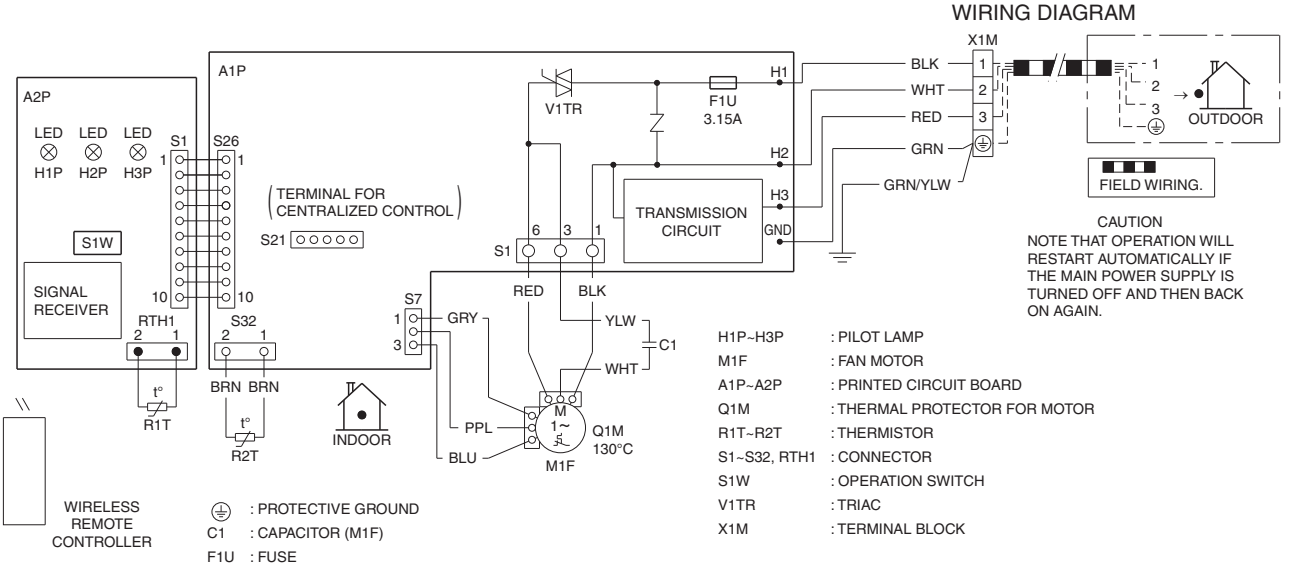

1

FDMQ09/12/15/18/24RVJU

INDOOR UNIT		CONNECTOR OPTIONAL ACCESSORY	
A1P	PRINTED CIRCUIT BOARD	X28A	CONNECTOR (POWER SUPPLY FOR WIRING)
A2P	PRINTED CIRCUIT BOARD (FAN)	X33A	CONNECTOR (FOR WIRING)
C1	CAPACITOR	X35A	CONNECTOR (ADAPTOR)
C10S	CAPACITOR		
DS1	DIP SWITCH (EMERGENCY)		
F1U	FUSE (T, 3.15A, 250V)		
F2U	FUSE (T, 5A, 250V)		
F4U	FUSE		
HAP	PILOT LAMP (SERVICE MONITOR-GREEN)		
K1R	MAGNETIC RELAY		
K2R	MAGNETIC RELAY		
L1R	REACTOR		
M1F	MOTOR (FAN INDOOR)		
M1P	MOTOR (DRAIN PUMP)		
R1	RESISTOR (CURRENT LIMITING)		
R2	CURRENT SENSING DEVICE		
R1T	THERMISTOR (SUCTION AIR)		
R2T	THERMISTOR (HEAT EXCHANGER)		
S1L	FLOAT SWITCH		
V1R	DIODE BRIDGE		
X1M	TERMINAL BLOCK (POWER SUPPLY)		
X2M	TERMINAL BLOCK (CONTROL)		
Z1C	NOISE FILTER		
Z1C	FERRITE CORE		
PS	SWITCHING POWER SUPPLY		
RC	RECEIVER		
TC	TRANSMITTER		

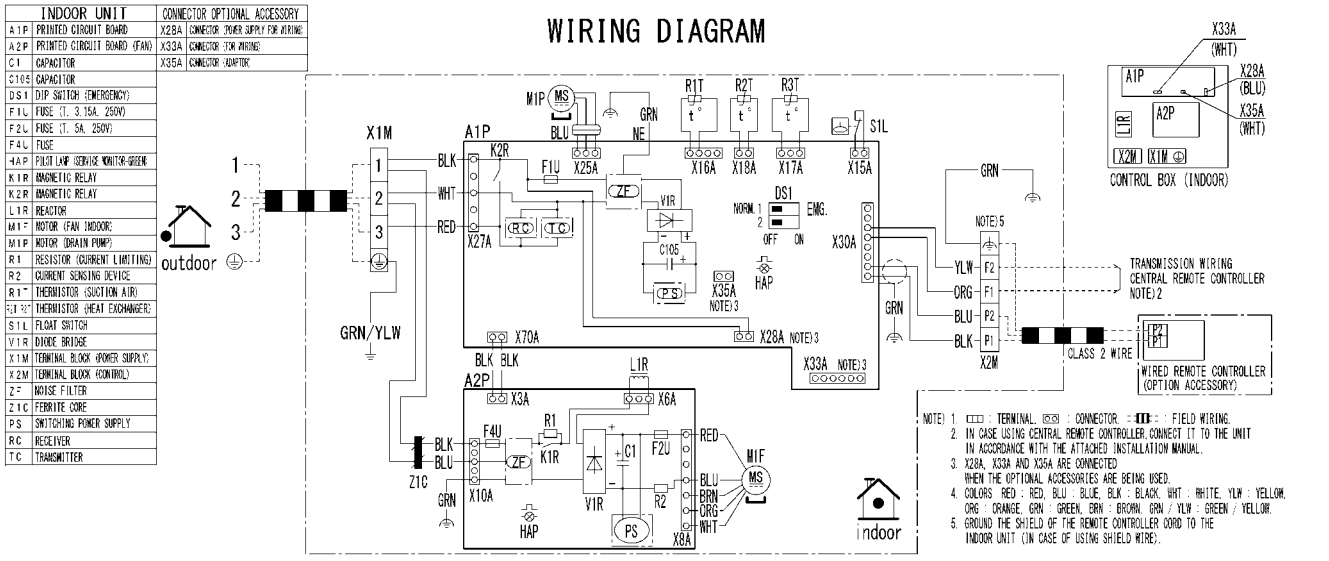

3D112629A

FVXS09/12/15/18NVJU

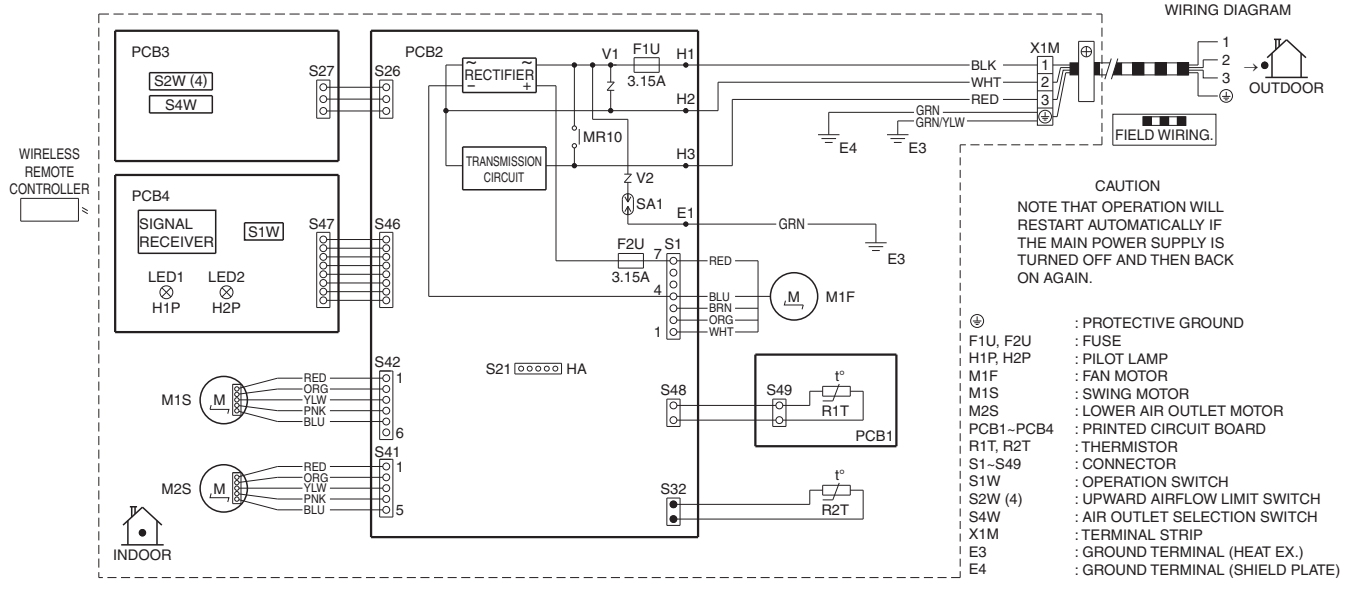

C: 3D090604A

FFQ09/12/15/18Q2VJU



3D106024

5.2 Outdoor Unit

2MXS18NMVJUA

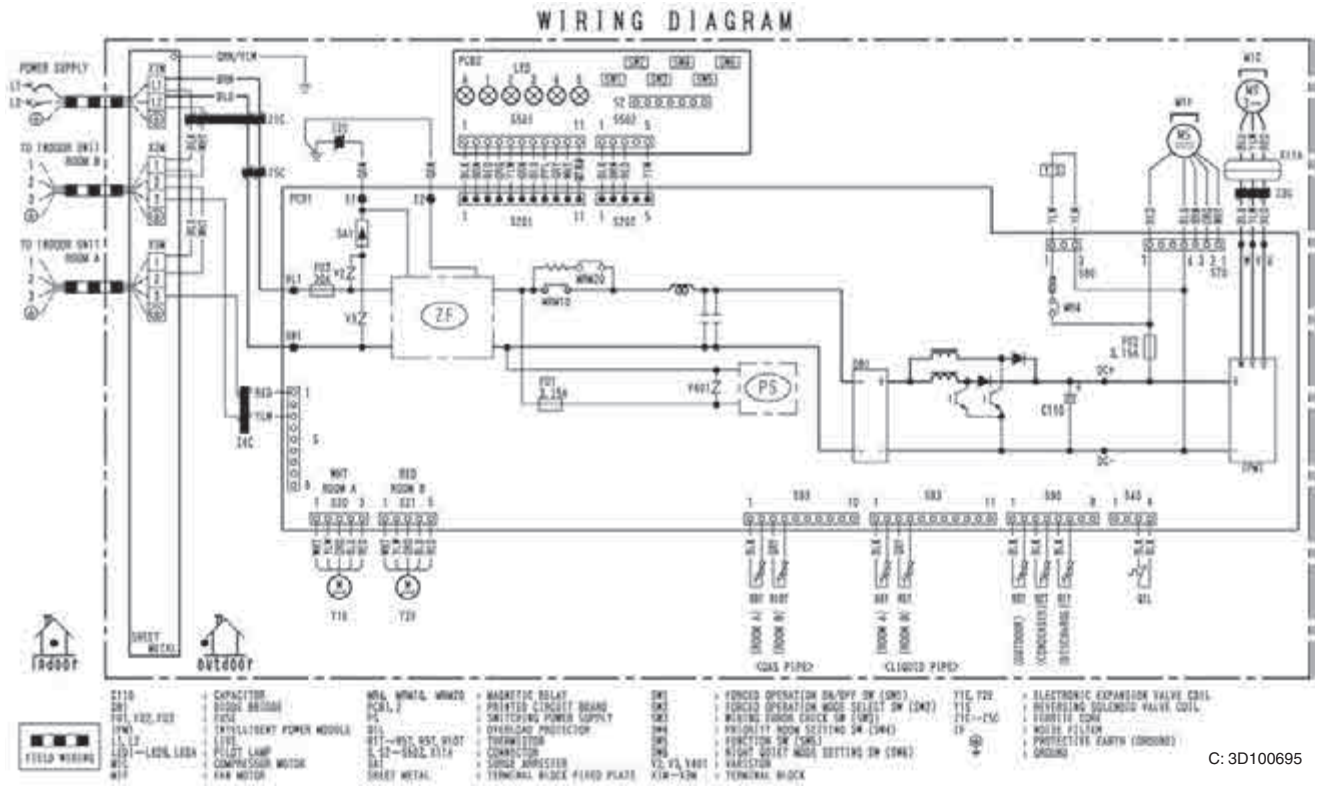

3MXS24RMVJUA

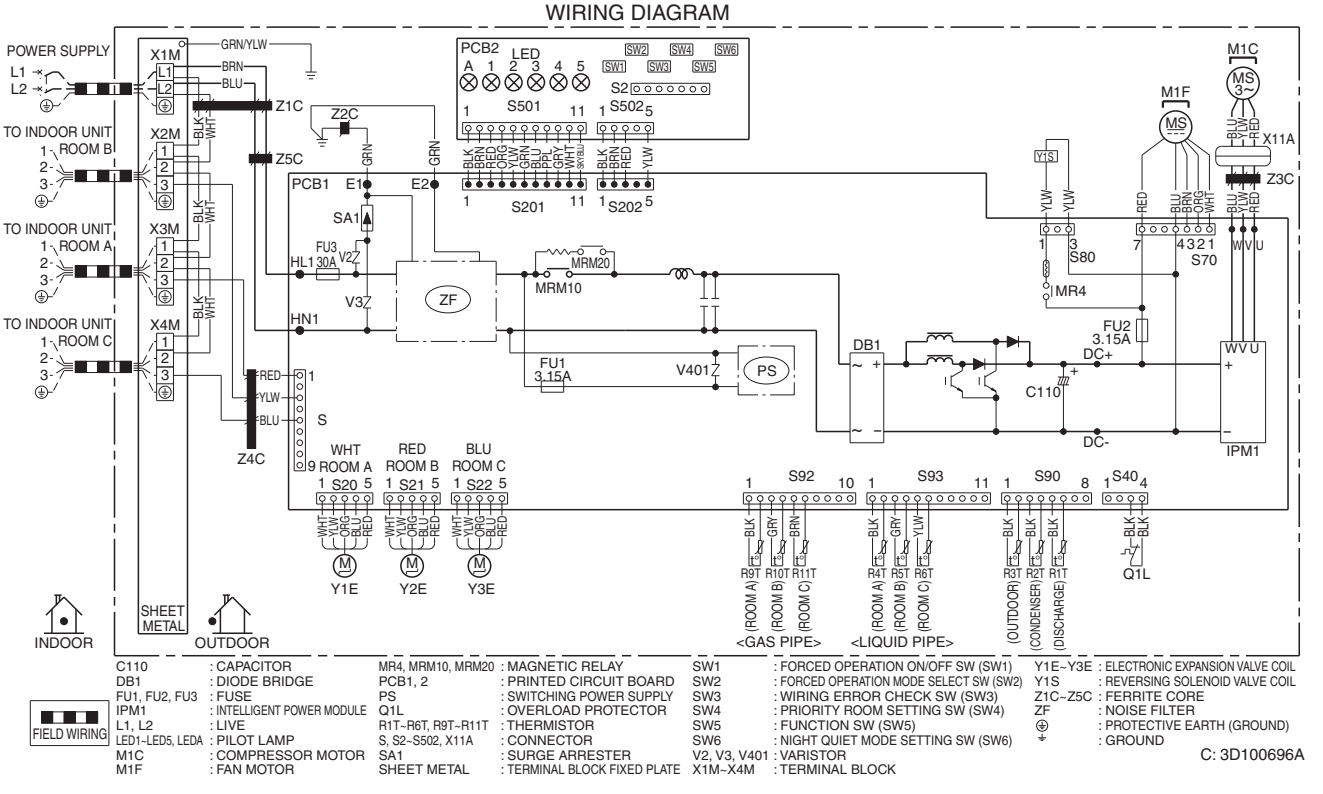

4MXS36RMVJUA

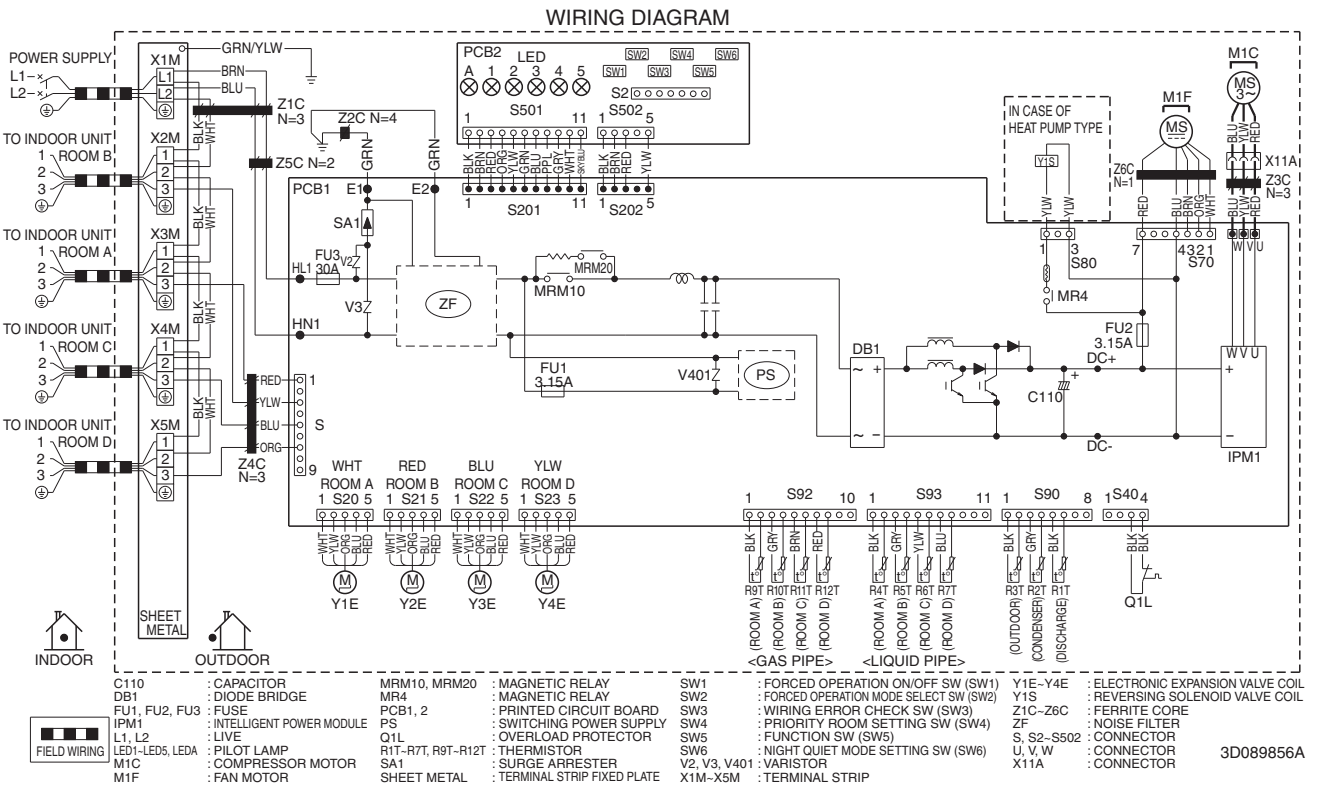

C110	: CAPACITOR	MRM10, MRM20	: MAGNETIC RELAY	SW1	: FORCED OPERATION ON/OFF SW (SW1)	Y1E~Y4E	: ELECTRONIC EXPANSION VALVE COIL	
DB1	: DIODE BRIDGE	MR4	: MAGNETIC RELAY	SW2	: FORCED OPERATION MODE SELECT SW (SW2)	Y1S	: REVERSING SOLENOID VALVE COIL	
FU1, FU2, FU3	: FUSE	PCB1, 2	: PRINTED CIRCUIT BOARD	SW3	: WIRING ERROR CHECK SW (SW3)	Z1C~Z6C	: FERRITE CORE	
IPM1	: INTELLIGENT POWER MODULE	PS	: SWITCHING POWER SUPPLY	SW4	: PRIORITY ROOM SETTING SW (SW4)	ZF	: NOISE FILTER	
L1, L2	: LIVE	Q1L	: OVERLOAD PROTECTOR	SW5	: FUNCTION SW (SW5)	S, S2~S502	: CONNECTOR	
LED1~LED5, LEDA	: PILOT LAMP	R1T~R7T, R9T~R12T	: THERMISTOR	SW6	: NIGHT QUIET MODE SETTING SW (SW6)	U, V, W	: CONNECTOR	3D089856A
M1C	: COMPRESSOR MOTOR	SA1	: SURGE ARRESTER	V2, V3, V401	: VARISTOR	X11A	: CONNECTOR	
M1F	: FAN MOTOR	SHEET METAL	: TERMINAL STRIP FIXED PLATE	X1M~X5M	: TERMINAL STRIP			

6. Piping Diagrams

6.1 Indoor Unit

FTXR09/12TVJUW(S)

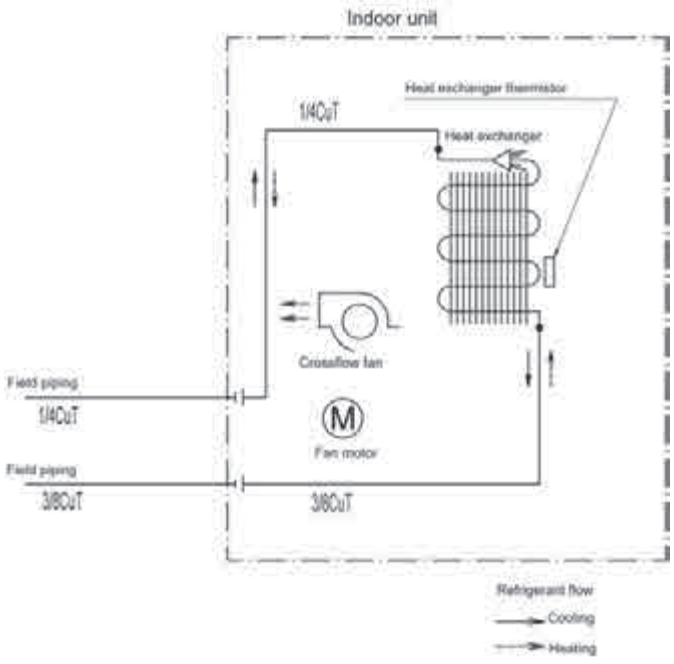

4D101008

FTXR18TVJUW(S)

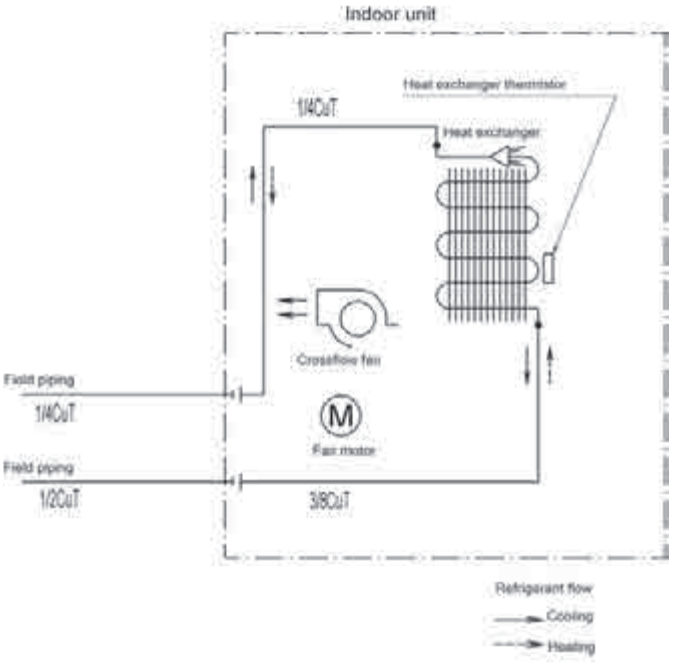

4D101010

CTXS07LVJU, FTXS09/12LVJU

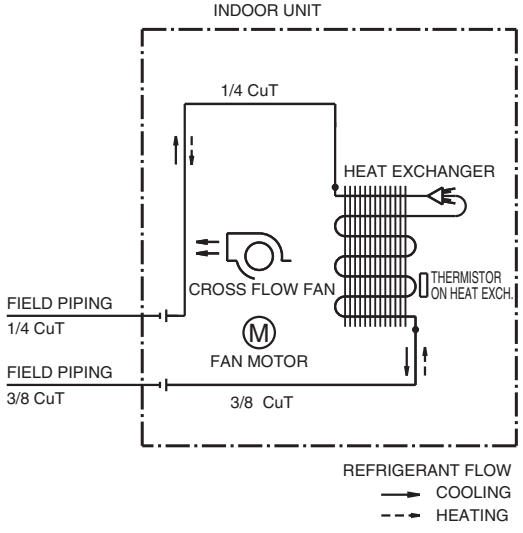

4D074606

FTXS15/18LVJU

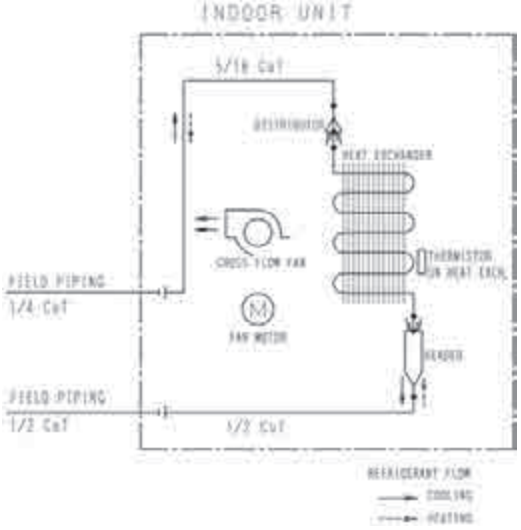

4D074609A

FTXS24LVJU

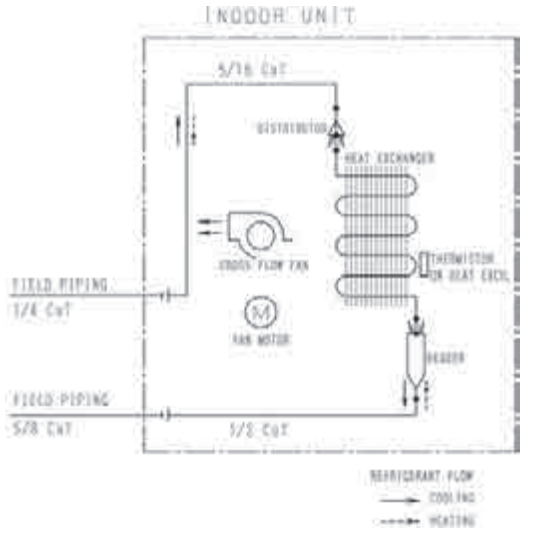

4D074608A

CDXS07LVJU, FDXS09/12LVJU

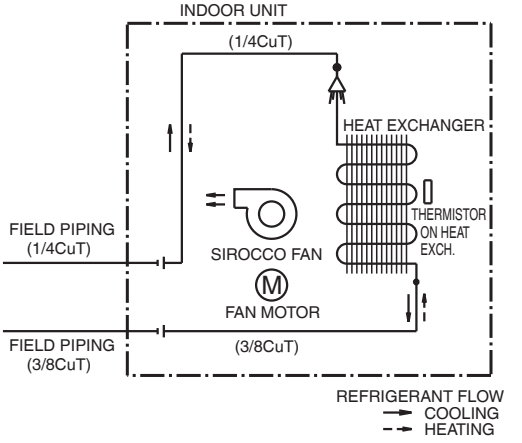

4D074621A

CDXS15/18LVJU

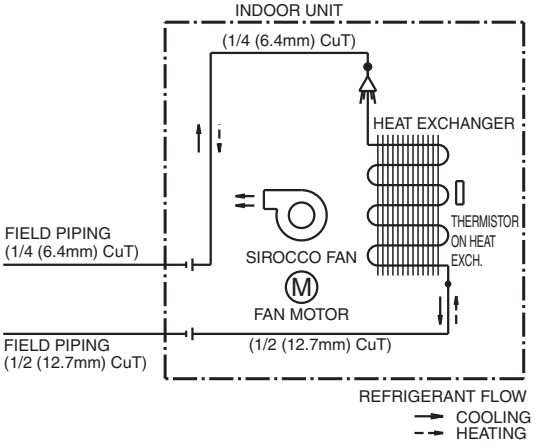

4D075271

CDXS24LVJU

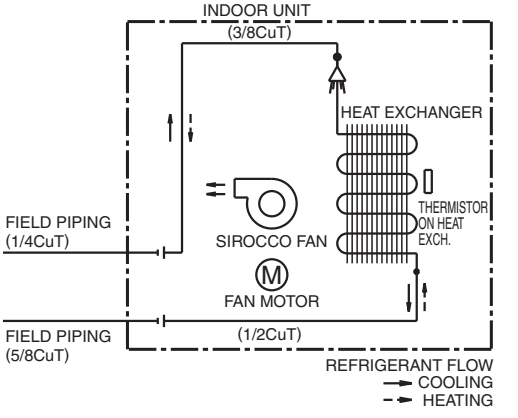

4D080593

FDMQ09/12/15/18/24RVJU

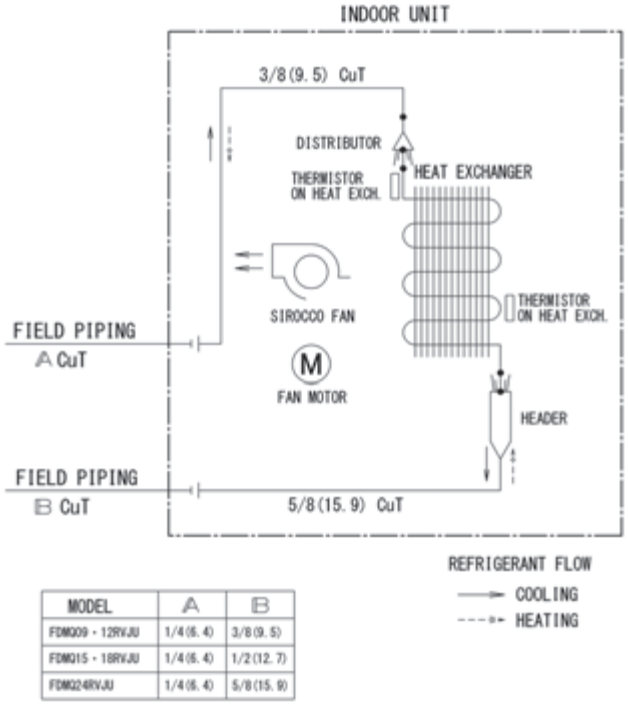

MODEL	A	B
FDMQ09・12RVJU	1/4(6.4)	3/8(9.5)
FDMQ15・18RVJU	1/4(6.4)	1/2(12.7)
FDMQ24RVJU	1/4(6.4)	5/8(15.9)

4D112974A

FVXS09/12NVJU

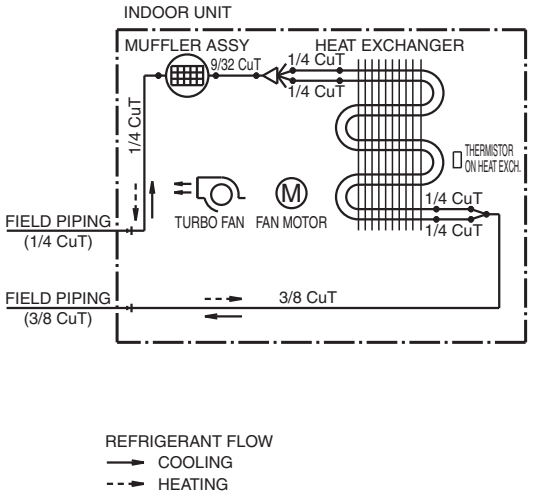

4D091794

FVXS15/18NVJU

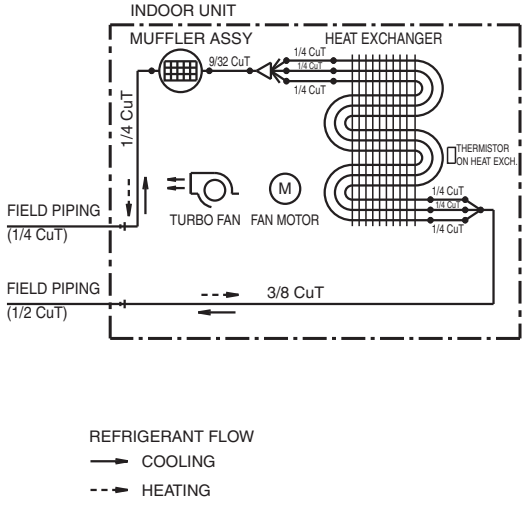

4D091795A

FFQ09/12/15/18Q2VJU

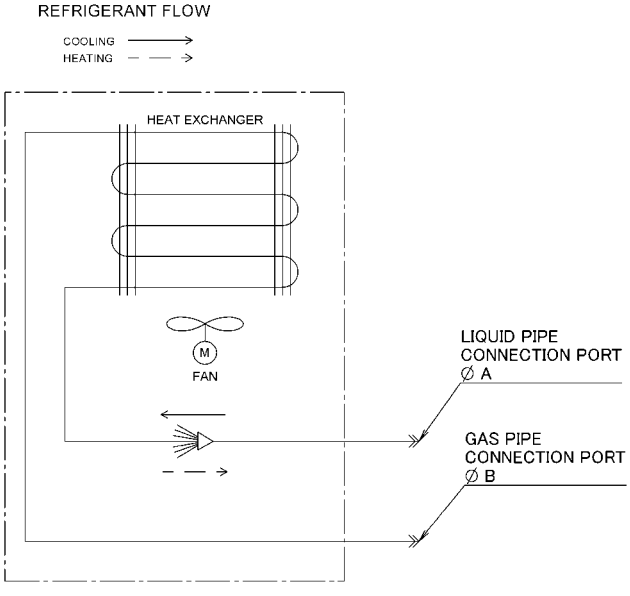

MODEL	A	B
FFQ09Q2VJU	1/4(6.4)	3/8(9.5)
FFQ12Q2VJU		
FFQ15Q2VJU		1/2(12.7)
FFQ18Q2VJU		

4D106033

6.2 Outdoor Unit

2MXS18NMVJUA

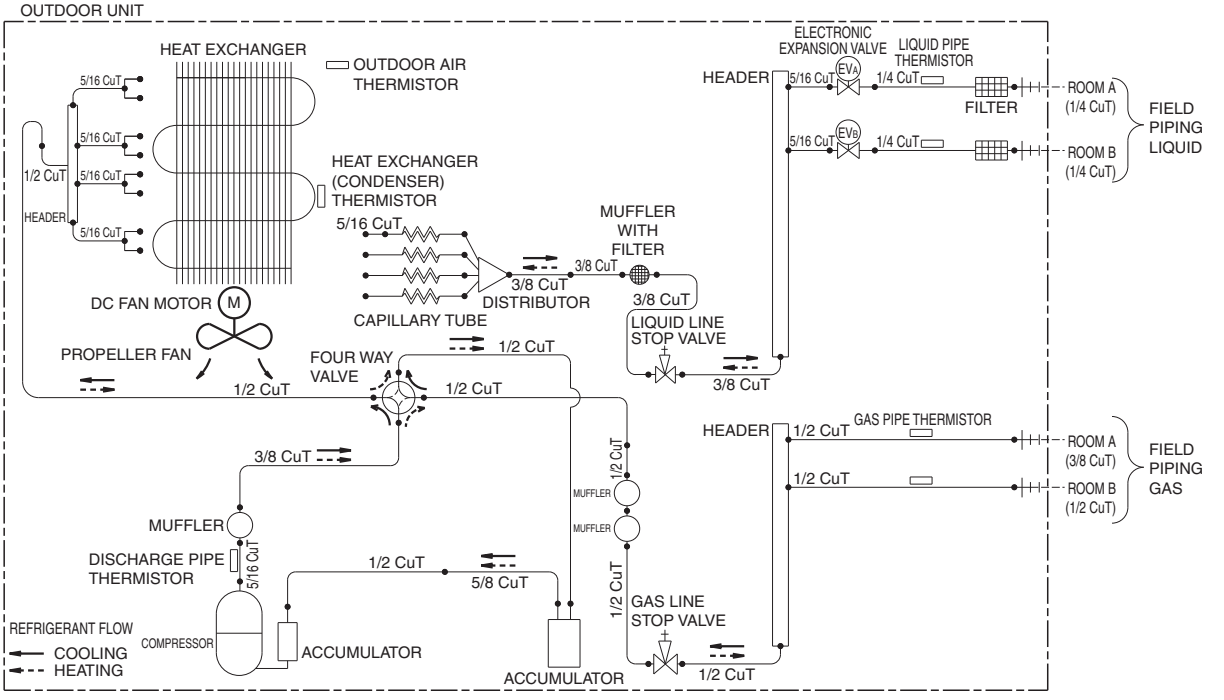

3D093190A

3MXS24RMVJUA

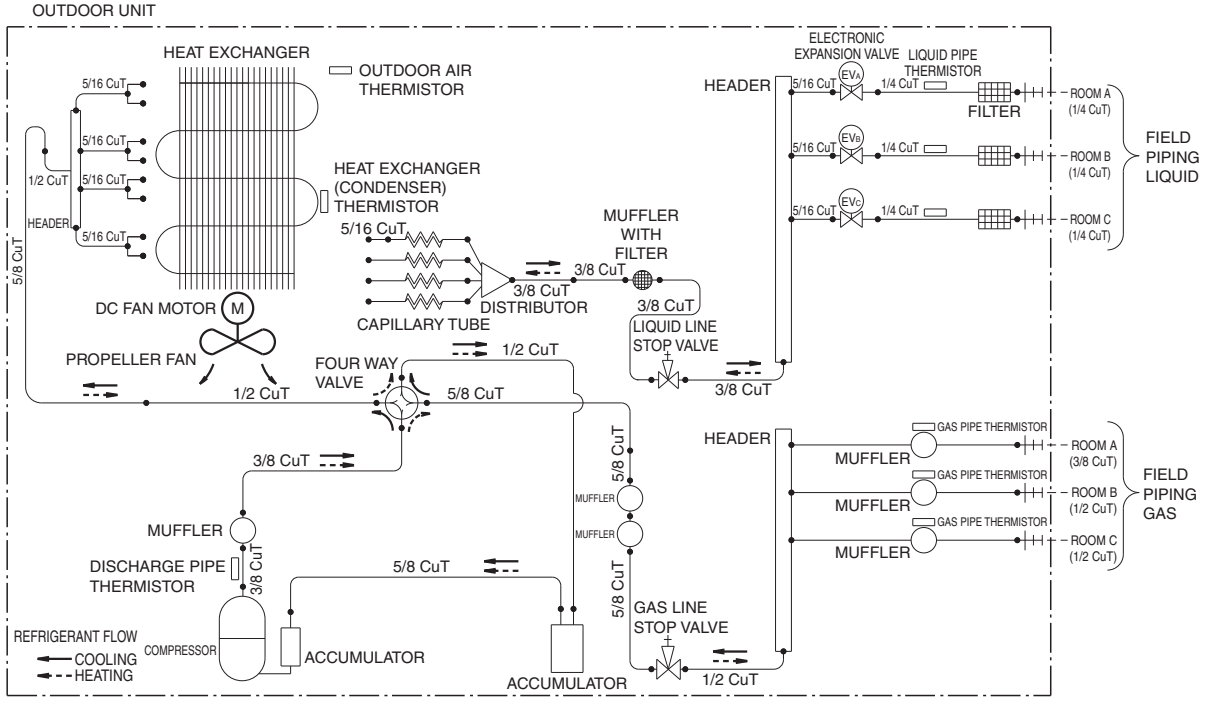

3D093191B

1

4MXS36RMVJUA

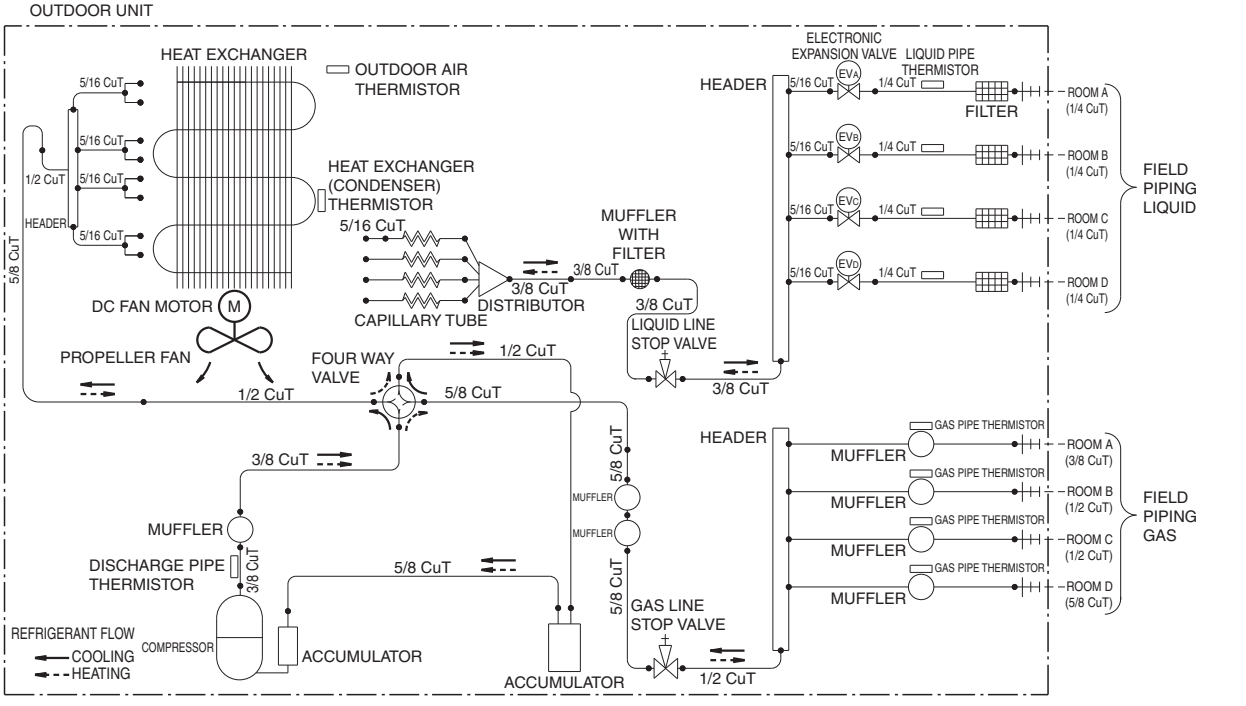

3D093192B

7. Capacity Tables

7.1 2MXS18NMVJUA

Cooling [60 Hz, 208 - 230 V]

Combination (Capacity)	Outdoor air temp. EDB	Indoor air temp.:EWB																	
		57.2			60.8			64.4			67			71.6			75.2		
		TC	SHC	PI	TC	SHC	PI	TC	SHC	PI	TC	SHC	PI	TC	SHC	PI	TC	SHC	PI
		kBtu/h	kBtu/h	kW	kBtu/h	kBtu/h	kW	kBtu/h	kBtu/h	kW	kBtu/h	kBtu/h	kW	kBtu/h	kBtu/h	kW	kBtu/h	kBtu/h	kW
CTXS07L	68.0	8.40	7.00	0.47	8.78	6.88	0.48	9.16	7.32	0.49	9.35	7.83	0.50	9.91	7.59	0.51	10.29	7.43	0.52
	77.0	8.02	6.82	0.50	8.40	6.71	0.51	8.77	7.17	0.52	8.96	7.68	0.53	9.53	7.46	0.54	9.91	7.31	0.55
	86.0	7.64	6.64	0.53	8.02	6.55	0.54	8.39	7.02	0.55	8.58	7.53	0.56	9.15	7.33	0.57	9.53	7.19	0.58
	89.6	7.48	6.57	0.55	7.86	6.48	0.56	8.24	6.96	0.57	8.43	7.48	0.57	9.00	7.28	0.58	9.37	7.14	0.59
	95.0	7.26	6.47	0.57	7.63	6.39	0.58	8.01	6.87	0.59	8.20	7.39	0.59	8.77	7.20	0.60	9.14	7.07	0.61
	104.0	6.87	6.29	0.60	7.25	6.22	0.61	7.63	6.72	0.62	7.82	7.24	0.63	8.38	7.08	0.64	8.76	6.96	0.65
	109.4	6.64	6.19	0.63	7.02	6.13	0.64	7.40	6.63	0.65	7.59	7.16	0.65	8.16	7.00	0.66	8.53	6.89	0.67
	114.8	6.42	6.09	0.65	6.79	6.03	0.66	7.17	6.54	0.67	7.36	7.07	0.67	7.93	6.92	0.69	8.30	6.82	0.70
FTXS09L	68.0	10.76	8.37	0.64	11.24	8.23	0.66	11.72	8.69	0.67	11.97	9.22	0.67	12.69	8.91	0.69	13.18	8.70	0.71
	77.0	10.27	8.14	0.68	10.75	8.01	0.69	11.24	8.48	0.71	11.48	9.02	0.71	12.20	8.74	0.73	12.69	8.54	0.75
	86.0	9.78	7.90	0.72	10.26	7.79	0.74	10.75	8.28	0.75	10.99	8.83	0.76	11.71	8.57	0.77	12.20	8.38	0.79
	89.6	9.58	7.81	0.74	10.07	7.70	0.75	10.55	8.20	0.77	10.79	8.75	0.77	11.52	8.50	0.79	12.00	8.32	0.81
	95.0	9.29	7.67	0.77	9.77	7.57	0.78	10.26	8.08	0.79	10.50	8.63	0.80	11.23	8.40	0.82	11.71	8.23	0.83
	104.0	8.80	7.44	0.82	9.29	7.36	0.83	9.77	7.88	0.84	10.01	8.44	0.85	10.74	8.23	0.87	11.22	8.07	0.88
	109.4	8.51	7.31	0.85	8.99	7.23	0.86	9.48	7.76	0.87	9.72	8.33	0.88	10.44	8.13	0.90	10.93	7.98	0.91
	114.8	8.22	7.17	0.88	8.70	7.11	0.89	9.18	7.64	0.91	9.42	8.22	0.91	10.15	8.03	0.93	10.63	7.89	0.95
FDXS09L	68.0	9.22	7.10	0.59	9.64	6.98	0.60	10.05	7.36	0.61	10.26	7.80	0.62	10.88	7.54	0.63	11.29	7.36	0.64
	77.0	8.80	6.90	0.62	9.22	6.79	0.63	9.63	7.18	0.64	9.84	7.63	0.65	10.46	7.39	0.67	10.87	7.22	0.68
	86.0	8.38	6.70	0.66	8.80	6.60	0.67	9.21	7.01	0.68	9.42	7.47	0.69	10.04	7.24	0.71	10.46	7.08	0.72
	89.6	8.21	6.62	0.68	8.63	6.53	0.69	9.04	6.94	0.70	9.25	7.40	0.71	9.87	7.18	0.72	10.29	7.03	0.73
	95.0	7.96	6.50	0.70	8.38	6.42	0.71	8.79	6.83	0.72	9.00	7.30	0.73	9.62	7.09	0.75	10.04	6.95	0.76
	104.0	7.54	6.30	0.75	7.96	6.23	0.76	8.37	6.66	0.77	8.58	7.13	0.78	9.20	6.95	0.79	9.62	6.81	0.80
	109.4	7.29	6.19	0.77	7.71	6.12	0.79	8.12	6.56	0.80	8.33	7.03	0.80	8.95	6.86	0.82	9.37	6.74	0.83
	114.8	7.04	6.07	0.80	7.46	6.01	0.82	7.87	6.46	0.83	8.08	6.94	0.83	8.70	6.78	0.85	9.11	6.66	0.86
FTXS12L	68.0	14.34	10.17	0.98	14.99	9.98	1.00	15.63	10.39	1.02	15.96	10.89	1.03	16.92	10.48	1.06	17.57	10.18	1.08
	77.0	13.69	9.82	1.04	14.34	9.66	1.06	14.98	10.09	1.08	15.30	10.60	1.09	16.27	10.22	1.12	16.92	9.94	1.14
	86.0	13.04	9.49	1.10	13.68	9.35	1.12	14.33	9.79	1.14	14.65	10.32	1.15	15.62	9.97	1.18	16.26	9.71	1.20
	89.6	12.78	9.35	1.13	13.42	9.22	1.15	14.07	9.68	1.17	14.39	10.21	1.18	15.36	9.87	1.21	16.00	9.62	1.23
	95.0	12.39	9.16	1.17	13.03	9.04	1.19	13.68	9.50	1.21	14.00	10.04	1.22	14.97	9.72	1.25	15.61	9.49	1.27
	104.0	11.74	8.83	1.25	12.38	8.73	1.27	13.03	9.22	1.29	13.35	9.76	1.30	14.32	9.48	1.33	14.96	9.26	1.35
	109.4	11.34	8.64	1.29	11.99	8.55	1.31	12.63	9.05	1.33	12.96	9.60	1.34	13.92	9.33	1.37	14.57	9.13	1.39
	114.8	10.95	8.44	1.34	11.60	8.37	1.36	12.24	8.88	1.38	12.57	9.44	1.39	13.53	9.19	1.42	14.18	9.00	1.44
FDXS12L	68.0	12.29	8.62	0.85	12.85	8.47	0.87	13.40	8.79	0.89	13.68	9.20	0.89	14.51	8.85	0.92	15.06	8.59	0.94
	77.0	11.74	8.33	0.90	12.29	8.19	0.92	12.84	8.53	0.94	13.12	8.95	0.94	13.95	8.62	0.97	14.50	8.38	0.99
	86.0	11.18	8.03	0.96	11.73	7.92	0.98	12.28	8.28	0.99	12.56	8.70	1.00	13.39	8.40	1.03	13.94	8.18	1.04
	89.6	10.95	7.92	0.98	11.51	7.81	1.00	12.06	8.17	1.02	12.34	8.61	1.02	13.16	8.32	1.05	13.72	8.10	1.07
	95.0	10.62	7.75	1.02	11.17	7.64	1.04	11.72	8.02	1.05	12.00	8.46	1.06	12.83	8.19	1.09	13.38	7.99	1.10
	104.0	10.06	7.46	1.08	10.61	7.38	1.10	11.16	7.77	1.12	11.44	8.22	1.13	12.27	7.97	1.15	12.82	7.79	1.17
	109.4	9.72	7.29	1.13	10.28	7.22	1.14	10.83	7.63	1.16	11.11	8.08	1.17	11.94	7.85	1.19	12.49	7.68	1.21
	114.8	9.39	7.13	1.17	9.94	7.06	1.18	10.49	7.48	1.20	10.77	7.94	1.21	11.60	7.72	1.24	12.15	7.56	1.25
FTXS15L	68.0	17.93	13.90	1.13	18.74	13.66	1.15	19.54	14.42	1.18	19.94	15.30	1.19	21.15	14.79	1.22	21.96	14.43	1.25
	77.0	17.11	13.51	1.20	17.92	13.29	1.22	18.73	14.07	1.25	19.13	14.97	1.26	20.34	14.49	1.29	21.15	14.16	1.31
	86.0	16.30	13.12	1.27	17.11	12.93	1.30	17.91	13.73	1.32	18.31	14.64	1.33	19.52	14.21	1.36	20.33	13.90	1.39
	89.6	15.97	12.96	1.31	16.78	12.78	1.33	17.59	13.60	1.35	17.99	14.51	1.36	19.20	14.09	1.40	20.00	13.79	1.42
	95.0	15.48	12.73	1.36	16.29	12.57	1.38	17.10	13.40	1.40	17.50	14.32	1.41	18.71	13.92	1.45	19.52	13.64	1.47
	104.0	14.67	12.35	1.44	15.48	12.21	1.46	16.28	13.06	1.49	16.69	14.00	1.50	17.89	13.64	1.53	18.70	13.38	1.55
	109.4	14.18	12.12	1.50	14.99	12.00	1.52	15.79	12.87	1.54	16.20	13.81	1.55	17.41	13.47	1.59	18.21	13.23	1.61
	114.8	13.69	11.90	1.55	14.50	11.79	1.58	15.30	12.67	1.60	15.71	13.62	1.61	16.92	13.30	1.64	17.72	13.07	1.67

Combination (Capacity)	Outdoor air temp. EDB	Indoor air temp.:EWB																		
		57.2			60.8			64.4			67			71.6			75.2		
		TC	SHC	PI	TC	SHC	PI	TC	SHC	PI	TC	SHC	PI	TC	SHC	PI	TC	SHC	PI
		kBtu/h	kBtu/h	kW	kBtu/h	kBtu/h	kW	kBtu/h	kBtu/h	kW	kBtu/h	kBtu/h	kW	kBtu/h	kBtu/h	kW	kBtu/h	kBtu/h	kW
CDXS15L	68.0	15.98	11.48	1.19	16.70	11.28	1.21	17.42	11.76	1.24	17.78	12.36	1.25	18.86	11.90	1.28	19.58	11.57	1.31
	77.0	15.26	11.11	1.26	15.97	10.93	1.28	16.69	11.44	1.31	17.05	12.04	1.32	18.13	11.62	1.35	18.85	11.31	1.38
	86.0	14.53	10.74	1.34	15.25	10.58	1.36	15.97	11.11	1.39	16.33	11.73	1.40	17.40	11.34	1.43	18.12	11.06	1.46
	89.6	14.24	10.59	1.37	14.96	10.44	1.39	15.68	10.98	1.42	16.04	11.61	1.43	17.11	11.23	1.47	17.83	10.96	1.49
	95.0	13.80	10.37	1.42	14.52	10.24	1.45	15.24	10.79	1.47	15.60	11.42	1.48	16.68	11.07	1.52	17.40	10.81	1.54
	104.0	13.08	10.02	1.51	13.80	9.90	1.54	14.51	10.48	1.56	14.87	11.12	1.57	15.95	10.80	1.61	16.67	10.57	1.63
	109.4	12.64	9.80	1.57	13.36	9.70	1.59	14.08	10.29	1.62	14.44	10.94	1.63	15.52	10.64	1.67	16.23	10.42	1.69
	114.8	12.21	9.59	1.63	12.92	9.50	1.65	13.64	10.11	1.68	14.00	10.76	1.69	15.08	10.49	1.73	15.80	10.28	1.75
CTXS07L + CTXS07L	68.0	16.70	13.94	1.00	17.45	13.71	1.02	18.20	14.60	1.04	18.58	15.62	1.05	19.70	15.14	1.08	20.45	14.81	1.15
	77.0	15.94	13.59	1.06	16.69	13.38	1.08	17.44	14.30	1.10	17.82	15.32	1.11	18.94	14.88	1.14	19.70	14.58	1.15
	86.0	15.18	13.24	1.12	15.93	13.06	1.14	16.68	13.99	1.16	17.06	15.03	1.17	18.19	14.62	1.20	18.94	14.34	1.22
	89.6	14.88	13.10	1.15	15.63	12.93	1.17	16.38	13.87	1.19	16.76	14.91	1.20	17.88	14.52	1.23	18.63	14.25	1.25
	95.0	14.42	12.90	1.19	15.17	12.73	1.21	15.92	13.69	1.23	16.30	14.74	1.24	17.43	14.37	1.27	18.18	14.11	1.29
	104.0	13.66	12.55	1.27	14.41	12.41	1.29	15.17	13.39	1.31	15.54	14.45	1.32	16.67	14.12	1.35	17.42	13.88	1.37
	109.4	13.21	12.35	1.32	13.96	12.22	1.34	14.71	13.22	1.36	15.09	14.28	1.37	16.21	13.97	1.40	16.96	13.74	1.42
	114.8	12.75	12.14	1.37	13.50	12.03	1.39	14.25	13.04	1.41	14.63	14.11	1.42	15.76	13.82	1.45	16.51	13.61	1.47
CTXS07L + FTXS09L	68.0	19.16	15.36	1.24	20.02	15.10	1.27	20.88	16.00	1.29	21.31	17.04	1.31	22.60	16.50	1.34	23.47	16.12	1.37
	77.0	18.29	14.95	1.32	19.15	14.71	1.34	20.01	15.64	1.37	20.44	16.70	1.38	21.73	16.19	1.42	22.60	15.84	1.44
	86.0	17.42	14.54	1.40	18.28	14.33	1.43	19.14	15.29	1.45	19.57	16.36	1.46	20.86	15.89	1.50	21.72	15.57	1.53
	89.6	17.07	14.38	1.44	17.93	14.18	1.46	18.79	15.15	1.49	19.22	16.22	1.50	20.51	15.77	1.53	21.38	15.46	1.56
	95.0	16.55	14.13	1.49	17.41	13.95	1.51	18.27	14.94	1.54	18.70	16.02	1.55	19.99	15.59	1.59	20.85	15.29	1.61
	104.0	15.68	13.73	1.58	16.54	13.58	1.61	17.40	14.59	1.63	17.83	15.68	1.65	19.12	15.30	1.68	19.98	15.02	1.71
	109.4	15.15	13.49	1.65	16.01	13.36	1.67	16.88	14.38	1.69	17.31	15.48	1.71	18.60	15.12	1.74	19.46	14.86	1.77
	114.8	14.63	13.26	1.71	15.49	13.13	1.73	16.35	14.17	1.76	16.78	15.28	1.77	18.08	14.95	1.81	18.94	14.70	1.83
CTXS07L + FDXS09L	68.0	18.13	14.34	1.21	18.95	14.09	1.24	19.76	14.91	1.26	20.17	15.85	1.27	21.40	15.34	1.31	22.21	14.98	1.33
	77.0	17.31	13.94	1.29	18.13	13.72	1.31	18.94	14.56	1.33	19.35	15.52	1.35	20.57	15.05	1.38	21.39	14.71	1.41
	86.0	16.49	13.55	1.37	17.30	13.36	1.39	18.12	14.22	1.41	18.52	15.20	1.43	19.75	14.76	1.46	20.56	14.45	1.49
	89.6	16.16	13.40	1.40	16.97	13.21	1.42	17.79	14.09	1.45	18.19	15.07	1.46	19.42	14.64	1.50	20.23	14.34	1.52
	95.0	15.66	13.17	1.45	16.48	13.00	1.48	17.29	13.89	1.50	17.70	14.87	1.51	18.92	14.47	1.55	19.74	14.19	1.57
	104.0	14.84	12.78	1.54	15.65	12.64	1.57	16.47	13.56	1.59	16.88	14.55	1.60	18.10	14.19	1.64	18.91	13.93	1.66
	109.4	14.34	12.56	1.60	15.16	12.43	1.63	15.97	13.36	1.65	16.38	14.36	1.66	17.60	14.02	1.70	18.42	13.78	1.72
	114.8	13.85	12.33	1.66	14.66	12.22	1.69	15.48	13.16	1.71	15.89	14.18	1.72	17.11	13.86	1.76	17.93	13.63	1.78
CTXS07L + FTXS12L	68.0	21.51	16.48	1.55	22.48	16.19	1.58	23.45	17.06	1.61	23.93	18.07	1.63	25.38	17.46	1.67	26.35	17.03	1.70
	77.0	20.54	16.00	1.64	21.50	15.75	1.67	22.47	16.64	1.70	22.96	17.67	1.72	24.41	17.11	1.77	25.37	16.70	1.80
	86.0	19.56	15.53	1.74	20.53	15.30	1.78	21.49	16.23	1.81	21.98	17.28	1.82	23.43	16.76	1.87	24.40	16.39	1.90
	89.6	19.17	15.34	1.79	20.14	15.13	1.82	21.10	16.07	1.85	21.59	17.12	1.86	23.04	16.62	1.91	24.01	16.26	1.94
	95.0	18.58	15.06	1.85	19.55	14.87	1.89	20.52	15.82	1.92	21.00	16.89	1.93	22.45	16.41	1.98	23.42	16.07	2.01
	104.0	17.60	14.60	1.97	18.57	14.44	2.00	19.54	15.42	2.04	20.02	16.50	2.05	21.47	16.07	2.10	22.44	15.76	2.13
	109.4	17.02	14.33	2.05	17.98	14.18	2.08	18.95	15.18	2.11	19.44	16.27	2.13	20.89	15.87	2.17	21.85	15.57	2.20
	114.8	16.43	14.06	2.13	17.40	13.92	2.16	18.37	14.95	2.19	18.85	16.04	2.20	20.30	15.67	2.25	21.27	15.39	2.28
CTXS07L + FDXS12L	68.0	20.59	15.48	1.53	21.52	15.21	1.56	22.44	15.98	1.59	22.91	16.89	1.61	24.30	16.30	1.66	25.22	15.89	1.69
	77.0	19.66	15.02	1.63	20.58	14.78	1.66	21.51	15.58	1.69	21.97	16.51	1.70	23.36	15.96	1.75	24.29	15.57	1.78
	86.0	18.72	14.56	1.73	19.65	14.35	1.76	20.57	15.18	1.79	21.04	16.12	1.80	22.42	15.62	1.85	23.35	15.26	1.88
	89.6	18.35	14.38	1.77	19.27	14.18	1.80	20.20	15.02	1.83	20.66	15.97	1.85	22.05	15.49	1.89	22.98	15.14	1.92
	95.0	17.78	14.11	1.84	18.71	13.92	1.87	19.64	14.78	1.90	20.10	15.74	1.91	21.49	15.29	1.96	22.42	14.96	1.99
	104.0	16.85	13.66	1.95	17.78	13.51	1.98	18.70	14.39	2.01	19.16	15.37	2.03	20.55	14.95	2.08	21.48	14.65	2.11
	109.4	16.29	13.40	2.03	17.21	13.26	2.06	18.14	14.16	2.09	18.60	15.14	2.10	19.99	14.76	2.15	20.92	14.48	2.18
	114.8	15.73	13.13	2.10	16.65	13.01	2.14	17.58	13.93	2.17	18.04	14.92	2.18	19.43	14.56	2.23	20.36	14.30	2.26

Combination (Capacity)	Outdoor air temp. EDB	Indoor air temp.:EWB																		
		57.2			60.8			64.4			67			71.6			75.2		
		TC	SHC	PI	TC	SHC	PI	TC	SHC	PI	TC	SHC	PI	TC	SHC	PI	TC	SHC	PI
		kBtu/h	kBtu/h	kW	kBtu/h	kBtu/h	kW	kBtu/h	kBtu/h	kW	kBtu/h	kBtu/h	kW	kBtu/h	kBtu/h	kW	kBtu/h	kBtu/h	kW
CTXS07L + FTXS15L	68.0	21.51	18.63	1.23	22.48	18.32	1.25	23.45	19.59	1.28	23.93	21.02	1.29	25.38	20.40	1.33	26.35	19.99	1.42
	77.0	20.54	18.18	1.30	21.50	17.91	1.33	22.47	19.20	1.35	22.96	20.64	1.36	24.41	20.08	1.40	25.37	19.69	1.42
	86.0	19.56	17.73	1.38	20.53	17.49	1.41	21.49	18.82	1.43	21.98	20.27	1.44	23.43	19.75	1.48	24.40	19.39	1.51
	89.6	19.17	17.56	1.42	20.14	17.33	1.44	21.10	18.66	1.47	21.59	20.13	1.48	23.04	19.62	1.52	24.01	19.27	1.54
	95.0	18.58	17.29	1.47	19.55	17.08	1.49	20.52	18.43	1.52	21.00	19.91	1.53	22.45	19.43	1.57	23.42	19.10	1.59
	104.0	17.60	16.86	1.56	18.57	16.67	1.59	19.54	18.06	1.61	20.02	19.54	1.63	21.47	19.11	1.66	22.44	18.80	1.69
	109.4	17.02	16.60	1.62	17.98	16.43	1.65	18.95	17.83	1.67	19.44	19.33	1.69	20.89	18.92	1.72	21.85	18.63	1.75
	114.8	16.43	16.34	1.69	17.40	16.19	1.71	18.37	17.61	1.73	18.85	18.85	1.75	20.30	18.73	1.78	21.27	18.46	1.81
CTXS07L + CDXS15L	68.0	20.59	16.58	1.41	21.52	16.30	1.43	22.44	17.28	1.46	22.91	18.41	1.48	24.30	17.82	1.52	25.22	17.41	1.55
	77.0	19.66	16.13	1.49	20.58	15.88	1.52	21.51	16.89	1.55	21.97	18.04	1.56	23.36	17.50	1.60	24.29	17.12	1.63
	86.0	18.72	15.69	1.58	19.65	15.47	1.61	20.57	16.51	1.64	21.04	17.67	1.65	22.42	17.17	1.69	23.35	16.82	1.72
	89.6	18.35	15.52	1.62	19.27	15.31	1.65	20.20	16.36	1.68	20.66	17.53	1.69	22.05	17.04	1.73	22.98	16.71	1.76
	95.0	17.78	15.26	1.68	18.71	15.07	1.71	19.64	16.13	1.74	20.10	17.31	1.75	21.49	16.85	1.79	22.42	16.53	1.82
	104.0	16.85	14.83	1.79	17.78	14.66	1.82	18.70	15.76	1.85	19.16	16.95	1.86	20.55	16.54	1.90	21.48	16.24	1.93
	109.4	16.29	14.57	1.86	17.21	14.42	1.89	18.14	15.54	1.91	18.60	16.74	1.93	19.99	16.35	1.97	20.92	16.07	2.00
	114.8	15.73	14.32	1.93	16.65	14.19	1.96	17.58	15.32	1.98	18.04	16.52	2.00	19.43	16.16	2.04	20.36	15.90	2.07
FTXS09L + FTXS09L	68.0	21.51	16.74	1.55	22.48	16.46	1.58	23.45	17.37	1.61	23.93	18.44	1.63	25.38	17.83	1.67	26.35	17.40	1.70
	77.0	20.54	16.27	1.64	21.50	16.01	1.67	22.47	16.96	1.70	22.96	18.05	1.72	24.41	17.48	1.77	25.37	17.08	1.80
	86.0	19.56	15.80	1.74	20.53	15.58	1.78	21.49	16.55	1.81	21.98	17.66	1.82	23.43	17.13	1.87	24.40	16.76	1.90
	89.6	19.17	15.62	1.79	20.14	15.40	1.82	21.10	16.39	1.85	21.59	17.50	1.86	23.04	17.00	1.91	24.01	16.64	1.94
	95.0	18.58	15.34	1.85	19.55	15.14	1.89	20.52	16.15	1.92	21.00	17.27	1.93	22.45	16.79	1.98	23.42	16.45	2.01
	104.0	17.60	14.89	1.97	18.57	14.72	2.00	19.54	15.75	2.04	20.02	16.89	2.05	21.47	16.45	2.10	22.44	16.14	2.13
	109.4	17.02	14.61	2.05	17.98	14.46	2.08	18.95	15.52	2.11	19.44	16.66	2.13	20.89	16.25	2.17	21.85	15.96	2.20
	114.8	16.43	14.34	2.13	17.40	14.21	2.16	18.37	15.28	2.19	18.85	16.43	2.20	20.30	16.05	2.25	21.27	15.78	2.28
FTXS09L + FDXS09L	68.0	20.59	15.78	1.51	21.52	15.50	1.54	22.44	16.33	1.57	22.91	17.31	1.58	24.30	16.72	1.63	25.22	16.30	1.66
	77.0	19.66	15.32	1.60	20.58	15.08	1.63	21.51	15.93	1.66	21.97	16.92	1.68	23.36	16.38	1.72	24.29	15.99	1.75
	86.0	18.72	14.87	1.70	19.65	14.65	1.73	20.57	15.54	1.76	21.04	16.54	1.77	22.42	16.04	1.82	23.35	15.69	1.85
	89.6	18.35	14.69	1.74	19.27	14.48	1.77	20.20	15.38	1.80	20.66	16.39	1.82	22.05	15.91	1.86	22.98	15.57	1.89
	95.0	17.78	14.42	1.81	18.71	14.23	1.84	19.64	15.15	1.87	20.10	16.17	1.88	21.49	15.71	1.93	22.42	15.39	1.96
	104.0	16.85	13.98	1.92	17.78	13.82	1.95	18.70	14.77	1.98	19.16	15.80	2.00	20.55	15.39	2.04	21.48	15.09	2.07
	109.4	16.29	13.72	2.00	17.21	13.58	2.03	18.14	14.54	2.06	18.60	15.58	2.07	19.99	15.19	2.12	20.92	14.91	2.15
	114.8	15.73	13.46	2.07	16.65	13.33	2.10	17.58	14.31	2.13	18.04	15.36	2.15	19.43	15.00	2.19	20.36	14.74	2.22
FDXS09L + FDXS09L	68.0	19.57	14.76	1.54	20.45	14.51	1.57	21.33	15.25	1.60	21.77	16.13	1.62	23.09	15.57	1.66	23.97	15.17	1.70
	77.0	18.68	14.32	1.63	19.56	14.09	1.67	20.44	14.86	1.70	20.88	15.76	1.71	22.20	15.24	1.76	23.08	14.87	1.79
	86.0	17.79	13.89	1.74	18.67	13.69	1.77	19.55	14.49	1.80	19.99	15.39	1.81	21.31	14.92	1.86	22.19	14.58	1.89
	89.6	17.43	13.72	1.78	18.31	13.53	1.81	19.19	14.34	1.84	19.63	15.25	1.86	20.95	14.79	1.90	21.83	14.46	1.93
	95.0	16.90	13.46	1.85	17.78	13.29	1.88	18.66	14.11	1.91	19.10	15.04	1.92	20.42	14.60	1.97	21.30	14.29	2.00
	104.0	16.01	13.04	1.96	16.89	12.89	1.99	17.77	13.74	2.02	18.21	14.68	2.04	19.53	14.29	2.09	20.41	14.00	2.12
	109.4	15.48	12.79	2.04	16.36	12.66	2.07	17.24	13.52	2.10	17.68	14.47	2.11	19.00	14.10	2.16	19.88	13.83	2.19
	114.8	14.94	12.54	2.12	15.82	12.42	2.15	16.70	13.31	2.18	17.14	14.26	2.19	18.46	13.92	2.24	19.34	13.66	2.27
FTXS09L + FTXS12L	68.0	21.51	16.72	1.50	22.48	16.43	1.53	23.45	17.34	1.56	23.93	18.41	1.58	25.38	17.80	1.62	26.35	17.36	1.65
	77.0	20.54	16.25	1.59	21.50	15.99	1.62	22.47	16.93	1.65	22.96	18.02	1.67	24.41	17.45	1.71	25.37	17.05	1.74
	86.0	19.56	15.78	1.69	20.53	15.55	1.72	21.49	16.53	1.75	21.98	17.62	1.77	23.43	17.10	1.81	24.40	16.73	1.84
	89.6	19.17	15.60	1.73	20.14	15.38	1.76	21.10	16.36	1.79	21.59	17.47	1.81	23.04	16.96	1.85	24.01	16.61	1.88
	95.0	18.58	15.32	1.80	19.55	15.12	1.83	20.52	16.12	1.86	21.00	17.24	1.87	22.45	16.76	1.92	23.42	16.42	1.95
	104.0	17.60	14.86	1.91	18.57	14.69	1.94	19.54	15.73	1.97	20.02	16.85	1.99	21.47	16.42	2.03	22.44	16.11	2.06
	109.4	17.02	14.59	1.98	17.98	14.44	2.01	18.95	15.49	2.04	19.44	16.63	2.06	20.89	16.22	2.10	21.85	15.93	2.13
	114.8	16.43	14.32	2.06	17.40	14.19	2.09	18.37	15.25	2.12	18.85	16.40	2.14	20.30	16.02	2.18	21.27	15.75	2.21

Combination (Capacity)	Outdoor air temp. EDB	Indoor air temp.:EWB																		
		57.2			60.8			64.4			67			71.6			75.2		
		TC	SHC	PI	TC	SHC	PI	TC	SHC	PI	TC	SHC	PI	TC	SHC	PI	TC	SHC	PI
		kBtu/h	kBtu/h	kW	kBtu/h	kBtu/h	kW	kBtu/h	kBtu/h	kW	kBtu/h	kBtu/h	kW	kBtu/h	kBtu/h	kW	kBtu/h	kBtu/h	kW
FTXS09L + FDXS12L	68.0	20.59	15.72	1.51	21.52	15.44	1.54	22.44	16.26	1.57	22.91	17.22	1.58	24.30	16.63	1.63	25.22	16.22	1.66
	77.0	19.66	15.26	1.60	20.58	15.02	1.63	21.51	15.86	1.66	21.97	16.84	1.68	23.36	16.30	1.72	24.29	15.91	1.75
	86.0	18.72	14.81	1.70	19.65	14.59	1.73	20.57	15.47	1.76	21.04	16.46	1.77	22.42	15.96	1.82	23.35	15.61	1.85
	89.6	18.35	14.63	1.74	19.27	14.42	1.77	20.20	15.31	1.80	20.66	16.31	1.82	22.05	15.83	1.86	22.98	15.48	1.89
	95.0	17.78	14.36	1.81	18.71	14.17	1.84	19.64	15.08	1.87	20.10	16.09	1.88	21.49	15.63	1.93	22.42	15.30	1.96
	104.0	16.85	13.92	1.92	17.78	13.76	1.95	18.70	14.69	1.98	19.16	15.71	2.00	20.55	15.30	2.04	21.48	15.00	2.07
	109.4	16.29	13.66	2.00	17.21	13.51	2.03	18.14	14.46	2.06	18.60	15.49	2.07	19.99	15.11	2.12	20.92	14.83	2.15
	114.8	15.73	13.39	2.07	16.65	13.27	2.10	17.58	14.24	2.13	18.04	15.27	2.15	19.43	14.91	2.19	20.36	14.65	2.22
FDXS09L + FTXS12L	68.0	20.59	15.75	1.46	21.52	15.48	1.49	22.44	16.30	1.52	22.91	17.27	1.53	24.30	16.68	1.58	25.22	16.27	1.61
	77.0	19.66	15.30	1.55	20.58	15.05	1.58	21.51	15.91	1.61	21.97	16.89	1.62	23.36	16.35	1.67	24.29	15.96	1.70
	86.0	18.72	14.84	1.65	19.65	14.63	1.67	20.57	15.51	1.70	21.04	16.51	1.72	22.42	16.01	1.76	23.35	15.66	1.79
	89.6	18.35	14.67	1.69	19.27	14.46	1.72	20.20	15.36	1.74	20.66	16.36	1.76	22.05	15.88	1.80	22.98	15.54	1.83
	95.0	17.78	14.40	1.75	18.71	14.21	1.78	19.64	15.12	1.81	20.10	16.14	1.82	21.49	15.68	1.87	22.42	15.36	1.89
	104.0	16.85	13.96	1.86	17.78	13.80	1.89	18.70	14.74	1.92	19.16	15.77	1.93	20.55	15.35	1.98	21.48	15.06	2.01
	109.4	16.29	13.69	1.93	17.21	13.55	1.96	18.14	14.51	1.99	18.60	15.55	2.00	19.99	15.16	2.05	20.92	14.88	2.08
	114.8	15.73	13.43	2.01	16.65	13.31	2.03	17.58	14.28	2.06	18.04	15.33	2.08	19.43	14.97	2.12	20.36	14.70	2.15
FDXS09L + FDXS12L	68.0	19.57	14.71	1.53	20.45	14.45	1.56	21.33	15.18	1.59	21.77	16.05	1.60	23.09	15.49	1.65	23.97	15.09	1.68
	77.0	18.68	14.27	1.62	19.56	14.04	1.65	20.44	14.79	1.68	20.88	15.68	1.69	22.20	15.16	1.74	23.08	14.79	1.77
	86.0	17.79	13.83	1.72	18.67	13.63	1.75	19.55	14.42	1.78	19.99	15.31	1.79	21.31	14.84	1.84	22.19	14.50	1.87
	89.6	17.43	13.66	1.76	18.31	13.47	1.79	19.19	14.27	1.82	19.63	15.17	1.84	20.95	14.71	1.88	21.83	14.38	1.91
	95.0	16.90	13.40	1.83	17.78	13.23	1.86	18.66	14.04	1.89	19.10	14.95	1.90	20.42	14.52	1.95	21.30	14.21	1.98
	104.0	16.01	12.98	1.94	16.89	12.83	1.97	17.77	13.67	2.00	18.21	14.60	2.02	19.53	14.20	2.06	20.41	13.92	2.09
	109.4	15.48	12.73	2.02	16.36	12.59	2.05	17.24	13.45	2.08	17.68	14.38	2.09	19.00	14.02	2.14	19.88	13.75	2.17
	114.8	14.94	12.48	2.09	15.82	12.36	2.12	16.70	13.23	2.15	17.14	14.17	2.17	18.46	13.83	2.22	19.34	13.58	2.25
FTXS09L + FTXS15L	68.0	21.51	18.89	1.20	22.48	18.59	1.23	23.45	19.90	1.25	23.93	21.38	1.26	25.38	20.76	1.30	26.35	20.35	1.40
	77.0	20.54	18.45	1.28	21.50	18.17	1.30	22.47	19.51	1.33	22.96	21.00	1.34	24.41	20.44	1.37	25.37	20.05	1.40
	86.0	19.56	18.00	1.36	20.53	17.76	1.38	21.49	19.13	1.40	21.98	20.64	1.42	23.43	20.11	1.45	24.40	19.76	1.48
	89.6	19.17	17.83	1.39	20.14	17.59	1.41	21.10	18.98	1.44	21.59	20.49	1.45	23.04	19.98	1.49	24.01	19.64	1.51
	95.0	18.58	17.57	1.44	19.55	17.35	1.47	20.52	18.75	1.49	21.00	20.27	1.50	22.45	19.79	1.54	23.42	19.46	1.56
	104.0	17.60	17.13	1.53	18.57	16.94	1.56	19.54	18.37	1.58	20.02	19.91	1.59	21.47	19.47	1.63	22.44	19.17	1.65
	109.4	17.02	16.87	1.59	17.98	16.70	1.62	18.95	18.15	1.64	19.44	19.44	1.65	20.89	19.28	1.69	21.85	19.00	1.71
	114.8	16.43	16.43	1.65	17.40	16.46	1.68	18.37	17.93	1.70	18.85	18.85	1.71	20.30	19.09	1.75	21.27	18.83	1.77
FTXS09L + CDXS15L	68.0	20.59	16.83	1.38	21.52	16.55	1.41	22.44	17.58	1.44	22.91	18.76	1.45	24.30	18.17	1.49	25.22	17.77	1.52
	77.0	19.66	16.39	1.46	20.58	16.14	1.49	21.51	17.20	1.52	21.97	18.39	1.53	23.36	17.85	1.57	24.29	17.47	1.60
	86.0	18.72	15.96	1.55	19.65	15.73	1.58	20.57	16.82	1.61	21.04	18.03	1.62	22.42	17.53	1.66	23.35	17.18	1.69
	89.6	18.35	15.78	1.59	19.27	15.57	1.62	20.20	16.67	1.65	20.66	17.88	1.66	22.05	17.40	1.70	22.98	17.06	1.73
	95.0	17.78	15.52	1.65	18.71	15.33	1.68	19.64	16.44	1.71	20.10	17.67	1.72	21.49	17.21	1.76	22.42	16.89	1.79
	104.0	16.85	15.10	1.76	17.78	14.93	1.79	18.70	16.07	1.81	19.16	17.31	1.83	20.55	16.89	1.87	21.48	16.60	1.90
	109.4	16.29	14.84	1.83	17.21	14.69	1.85	18.14	15.85	1.88	18.60	17.10	1.89	19.99	16.71	1.94	20.92	16.43	1.96
	114.8	15.73	14.59	1.90	16.65	14.45	1.92	17.58	15.63	1.95	18.04	16.89	1.96	19.43	16.52	2.01	20.36	16.26	2.03
FDXS09L + FTXS15L	68.0	20.59	17.90	1.27	21.52	17.61	1.29	22.44	18.84	1.32	22.91	20.22	1.33	24.30	19.63	1.37	25.22	19.23	1.47
	77.0	19.66	17.48	1.35	20.58	17.21	1.37	21.51	18.47	1.40	21.97	19.86	1.41	23.36	19.32	1.45	24.29	18.95	1.47
	86.0	18.72	17.05	1.43	19.65	16.82	1.45	20.57	18.10	1.48	21.04	19.51	1.49	22.42	19.01	1.53	23.35	18.66	1.55
	89.6	18.35	16.88	1.46	19.27	16.66	1.49	20.20	17.95	1.51	20.66	19.37	1.53	22.05	18.88	1.56	22.98	18.55	1.59
	95.0	17.78	16.63	1.52	18.71	16.43	1.54	19.64	17.73	1.57	20.10	19.16	1.58	21.49	18.70	1.62	22.42	18.38	1.64
	104.0	16.85	16.21	1.62	17.78	16.04	1.64	18.70	17.37	1.67	19.16	18.81	1.68	20.55	18.39	1.72	21.48	18.10	1.74
	109.4	16.29	15.96	1.68	17.21	15.80	1.70	18.14	17.16	1.73	18.60	18.60	1.74	19.99	18.21	1.78	20.92	17.94	1.80
	114.8	15.73	15.72	1.74	16.65	15.57	1.77	17.58	16.94	1.79	18.04	18.04	1.80	19.43	18.03	1.84	20.36	17.77	1.87

Combination (Capacity)	Outdoor air temp. EDB	Indoor air temp.:EWB																	
		57.2			60.8			64.4			67			71.6			75.2		
		TC	SHC	PI	TC	SHC	PI	TC	SHC	PI	TC	SHC	PI	TC	SHC	PI	TC	SHC	PI
		kBtu/h	kBtu/h	kW	kBtu/h	kBtu/h	kW	kBtu/h	kBtu/h	kW	kBtu/h	kBtu/h	kW	kBtu/h	kBtu/h	kW	kBtu/h	kBtu/h	kW
FDXS09L + CDXS15L	68.0	19.57	15.80	1.40	20.45	15.54	1.43	21.33	16.48	1.45	21.77	17.56	1.47	23.09	17.01	1.51	23.97	16.62	1.54
	77.0	18.68	15.38	1.48	19.56	15.14	1.51	20.44	16.11	1.54	20.88	17.21	1.55	22.20	16.70	1.59	23.08	16.34	1.62
	86.0	17.79	14.97	1.57	18.67	14.75	1.60	19.55	15.75	1.63	19.99	16.87	1.64	21.31	16.39	1.68	22.19	16.06	1.71
	89.6	17.43	14.80	1.61	18.31	14.60	1.64	19.19	15.61	1.67	19.63	16.73	1.68	20.95	16.27	1.72	21.83	15.95	1.75
	95.0	16.90	14.55	1.67	17.78	14.37	1.70	18.66	15.39	1.73	19.10	16.52	1.74	20.42	16.09	1.78	21.30	15.78	1.81
	104.0	16.01	14.15	1.78	16.89	13.99	1.81	17.77	15.04	1.83	18.21	16.18	1.85	19.53	15.79	1.89	20.41	15.51	1.92
	109.4	15.48	13.90	1.85	16.36	13.76	1.87	17.24	14.83	1.90	17.68	15.98	1.92	19.00	15.61	1.96	19.88	15.34	1.99
	114.8	14.94	13.66	1.92	15.82	13.54	1.95	16.70	14.62	1.97	17.14	15.77	1.99	18.46	15.43	2.03	19.34	15.18	2.06
FTXS12L + FTXS12L	68.0	21.51	16.70	1.48	22.48	16.41	1.51	23.45	17.32	1.54	23.93	18.38	1.55	25.38	17.76	1.60	26.35	17.33	1.62
	77.0	20.54	16.22	1.57	21.50	15.97	1.60	22.47	16.91	1.63	22.96	17.98	1.64	24.41	17.41	1.68	25.37	17.01	1.71
	86.0	19.56	15.76	1.66	20.53	15.53	1.69	21.49	16.50	1.72	21.98	17.59	1.74	23.43	17.07	1.78	24.40	16.70	1.81
	89.6	19.17	15.57	1.70	20.14	15.36	1.73	21.10	16.34	1.76	21.59	17.44	1.78	23.04	16.93	1.82	24.01	16.57	1.85
	95.0	18.58	15.29	1.77	19.55	15.10	1.80	20.52	16.10	1.83	21.00	17.20	1.84	22.45	16.73	1.89	23.42	16.39	1.92
	104.0	17.60	14.84	1.88	18.57	14.67	1.91	19.54	15.70	1.94	20.02	16.82	1.95	21.47	16.39	2.00	22.44	16.08	2.03
	109.4	17.02	14.57	1.95	17.98	14.41	1.98	18.95	15.46	2.01	19.44	16.59	2.03	20.89	16.19	2.07	21.85	15.89	2.10
	114.8	16.43	14.29	2.03	17.40	14.16	2.06	18.37	15.22	2.09	18.85	16.37	2.10	20.30	15.99	2.15	21.27	15.71	2.17
FTXS12L + FDXS12L	68.0	20.59	15.70	1.46	21.52	15.42	1.49	22.44	16.23	1.52	22.91	17.19	1.53	24.30	16.60	1.58	25.22	16.19	1.61
	77.0	19.66	15.24	1.55	20.58	14.99	1.58	21.51	15.83	1.61	21.97	16.81	1.62	23.36	16.26	1.67	24.29	15.88	1.70
	86.0	18.72	14.78	1.65	19.65	14.57	1.67	20.57	15.44	1.70	21.04	16.43	1.72	22.42	15.93	1.76	23.35	15.57	1.79
	89.6	18.35	14.60	1.69	19.27	14.40	1.72	20.20	15.28	1.74	20.66	16.28	1.76	22.05	15.80	1.80	22.98	15.45	1.83
	95.0	17.78	14.34	1.75	18.71	14.15	1.78	19.64	15.05	1.81	20.10	16.05	1.82	21.49	15.60	1.87	22.42	15.27	1.89
	104.0	16.85	13.89	1.86	17.78	13.74	1.89	18.70	14.66	1.92	19.16	15.68	1.93	20.55	15.27	1.98	21.48	14.97	2.01
	109.4	16.29	13.63	1.93	17.21	13.49	1.96	18.14	14.43	1.99	18.60	15.46	2.00	19.99	15.07	2.05	20.92	14.79	2.08
	114.8	15.73	13.37	2.01	16.65	13.25	2.03	17.58	14.21	2.06	18.04	15.24	2.08	19.43	14.88	2.12	20.36	14.62	2.15
FDXS12L + FDXS12L	68.0	19.57	14.65	1.53	20.45	14.39	1.56	21.33	15.11	1.59	21.77	15.97	1.60	23.09	15.41	1.65	23.97	15.01	1.68
	77.0	18.68	14.21	1.62	19.56	13.98	1.65	20.44	14.73	1.68	20.88	15.60	1.69	22.20	15.08	1.74	23.08	14.71	1.77
	86.0	17.79	13.77	1.72	18.67	13.57	1.75	19.55	14.35	1.78	19.99	15.23	1.79	21.31	14.76	1.84	22.19	14.41	1.87
	89.6	17.43	13.60	1.76	18.31	13.41	1.79	19.19	14.19	1.82	19.63	15.09	1.84	20.95	14.63	1.88	21.83	14.30	1.91
	95.0	16.90	13.34	1.83	17.78	13.17	1.86	18.66	13.97	1.89	19.10	14.87	1.90	20.42	14.44	1.95	21.30	14.12	1.98
	104.0	16.01	12.92	1.94	16.89	12.77	1.97	17.77	13.60	2.00	18.21	14.51	2.02	19.53	14.12	2.06	20.41	13.83	2.09
	109.4	15.48	12.66	2.02	16.36	12.53	2.05	17.24	13.38	2.08	17.68	14.30	2.09	19.00	13.93	2.14	19.88	13.66	2.17
	114.8	14.94	12.41	2.09	15.82	12.30	2.12	16.70	13.16	2.15	17.14	14.09	2.17	18.46	13.75	2.22	19.34	13.49	2.25

Symbols:

EDB : Entering dry bulb temp. (°F)
EWB : Entering wet bulb temp. (°F)
TC : Total capacity (kBtu/h)
SHC : Sensible heating capacity (kBtu/h)
PI : Power input (kW)

Notes:

1. Ratings shown are net capacities which include a deduction for indoor fan motor heat.
2. shows max capacities and power input.
3. TC, SHC and PI must be calculated by interpolation using the figures in the above tables. (Figures out of the tables should not be used for calculation.)
4. Capacities are based on the following conditions.
5. Corresponding refrigerant piping length : 25 ft

3D093966B
3D093967B
3D093968B

Heating [60 Hz, 208 - 230 V]

Combination (Capacity)	Indoor air temp. EDB (°F)	Outdoor air temp.:EWB													
		5.0		14.0		23.0		32.0		43.0		50.0		59.0	
		TC	PI	TC	PI	TC	PI	TC	PI	TC	PI	TC	PI	TC	PI
		kBtu/h	kW	kBtu/h	kW	kBtu/h	kW	kBtu/h	kW	kBtu/h	kW	kBtu/h	kW	kBtu/h	kW
CTXS07L	60.8	5.44	0.57	6.54	0.60	7.63	0.63	8.73	0.66	10.04	0.69	10.92	0.72	12.01	0.75
	64.4	5.31	0.58	6.40	0.61	7.50	0.64	8.59	0.66	9.91	0.70	10.78	0.72	11.88	0.75
	68.0	5.17	0.58	6.27	0.61	7.36	0.64	8.46	0.67	9.77	0.71	10.65	0.73	11.75	0.76
	70.0	5.10	0.59	6.20	0.62	7.29	0.65	8.39	0.67	9.70	0.71	10.58	0.73	11.67	0.76
	71.6	5.04	0.59	6.14	0.62	7.23	0.65	8.33	0.68	9.64	0.71	10.52	0.74	11.61	0.77
	75.2	4.91	0.60	6.00	0.63	7.10	0.65	8.19	0.68	9.51	0.72	10.38	0.74	11.48	0.77
FTXS09L	60.8	7.01	0.74	8.42	0.78	9.84	0.82	11.25	0.85	12.94	0.90	14.07	0.93	15.48	0.97
	64.4	6.84	0.75	8.25	0.79	9.66	0.82	11.07	0.86	12.77	0.91	13.90	0.94	15.31	0.98
	68.0	6.67	0.76	8.08	0.79	9.49	0.83	10.90	0.87	12.60	0.92	13.73	0.95	15.14	0.98
	70.0	6.57	0.76	7.98	0.80	9.39	0.84	10.81	0.87	12.50	0.92	13.63	0.95	15.04	0.99
	71.6	6.50	0.76	7.91	0.80	9.32	0.84	10.73	0.88	12.42	0.92	13.55	0.95	14.96	0.99
	75.2	6.32	0.77	7.73	0.81	9.15	0.85	10.56	0.89	12.25	0.93	13.38	0.96	14.79	1.00
FDXS09L	60.8	7.01	0.91	8.42	0.96	9.84	1.00	11.25	1.05	12.94	1.10	14.07	1.14	15.48	1.19
	64.4	6.84	0.92	8.25	0.97	9.66	1.01	11.07	1.06	12.77	1.11	13.90	1.15	15.31	1.20
	68.0	6.67	0.93	8.08	0.98	9.49	1.02	10.90	1.07	12.60	1.12	13.73	1.16	15.14	1.21
	70.0	6.57	0.93	7.98	0.98	9.39	1.03	10.81	1.07	12.50	1.13	13.63	1.17	15.04	1.21
	71.6	6.50	0.94	7.91	0.99	9.32	1.03	10.73	1.08	12.42	1.13	13.55	1.17	14.96	1.22
	75.2	6.32	0.95	7.73	1.00	9.15	1.04	10.56	1.09	12.25	1.14	13.38	1.18	14.79	1.23
FTXS12L	60.8	9.37	1.02	11.25	1.07	13.14	1.13	15.03	1.18	17.29	1.24	18.80	1.28	20.68	1.33
	64.4	9.14	1.03	11.02	1.08	12.91	1.14	14.80	1.19	17.06	1.25	18.57	1.29	20.45	1.35
	68.0	8.91	1.04	10.79	1.10	12.68	1.15	14.57	1.20	16.83	1.26	18.34	1.31	20.22	1.36
	70.0	8.78	1.05	10.67	1.10	12.55	1.15	14.44	1.21	16.70	1.27	18.21	1.31	20.09	1.36
	71.6	8.68	1.06	10.56	1.11	12.45	1.16	14.33	1.21	16.60	1.28	18.11	1.32	19.99	1.37
	75.2	8.45	1.07	10.33	1.12	12.22	1.17	14.10	1.22	16.37	1.29	17.88	1.33	19.76	1.38
FDXS12L	60.8	9.37	1.29	11.25	1.35	13.14	1.42	15.03	1.48	17.29	1.56	18.80	1.62	19.79	1.56
	64.4	9.14	1.30	11.02	1.37	12.91	1.43	14.80	1.50	17.06	1.58	18.57	1.63	18.77	1.48
	68.0	8.91	1.32	10.79	1.38	12.68	1.45	14.57	1.51	16.83	1.59	17.76	1.56	17.76	1.39
	70.0	8.78	1.32	10.67	1.39	12.55	1.46	14.44	1.52	16.70	1.60	17.19	1.51	17.19	1.34
	71.6	8.68	1.33	10.56	1.40	12.45	1.46	14.33	1.53	16.60	1.61	16.74	1.46	16.74	1.30
	75.2	8.45	1.34	10.33	1.41	12.22	1.48	14.10	1.54	15.73	1.52	15.73	1.37	15.73	1.22
FTXS15L	60.8	11.67	1.15	14.02	1.21	16.37	1.27	18.72	1.33	21.53	1.40	23.41	1.44	25.76	1.50
	64.4	11.38	1.16	13.73	1.22	16.08	1.28	18.43	1.34	21.25	1.41	23.13	1.46	25.47	1.52
	68.0	11.10	1.18	13.44	1.23	15.79	1.29	18.14	1.35	20.96	1.42	22.84	1.47	25.19	1.53
	70.0	10.94	1.18	13.28	1.24	15.63	1.30	17.98	1.36	20.80	1.43	22.68	1.48	25.03	1.54
	71.6	10.81	1.19	13.16	1.25	15.51	1.31	17.85	1.37	20.67	1.44	22.55	1.48	24.90	1.54
	75.2	10.52	1.20	12.87	1.26	15.22	1.32	17.57	1.38	20.39	1.45	22.26	1.50	24.61	1.55
CDXS15L	60.8	11.67	1.61	14.02	1.69	16.37	1.77	18.72	1.86	21.53	1.95	23.41	2.02	25.76	2.10
	64.4	11.38	1.63	13.73	1.71	16.08	1.79	18.43	1.87	21.25	1.97	23.13	2.04	25.47	2.12
	68.0	11.10	1.64	13.44	1.73	15.79	1.81	18.14	1.89	20.96	1.99	22.84	2.06	25.19	2.14
	70.0	10.94	1.65	13.28	1.74	15.63	1.82	17.98	1.90	20.80	2.00	22.68	2.07	24.55	2.07
	71.6	10.81	1.66	13.16	1.74	15.51	1.83	17.85	1.91	20.67	2.01	22.55	2.07	23.90	2.00
	75.2	10.52	1.68	12.87	1.76	15.22	1.84	17.57	1.93	20.39	2.03	22.26	2.09	22.46	1.85
CTXS07L + CTXS07L	60.8	10.88	0.97	13.07	1.02	15.27	1.07	17.46	1.12	20.08	1.18	21.84	1.22	24.03	1.27
	64.4	10.62	0.98	12.81	1.03	15.00	1.08	17.19	1.13	19.82	1.19	21.57	1.23	23.76	1.28
	68.0	10.35	0.99	12.54	1.04	14.73	1.09	16.92	1.14	19.55	1.20	21.30	1.24	23.49	1.29
	70.0	10.20	1.00	12.39	1.05	14.58	1.10	16.77	1.15	19.40	1.21	21.15	1.25	23.34	1.30
	71.6	10.08	1.01	12.27	1.06	14.46	1.11	16.65	1.16	19.28	1.21	21.03	1.25	23.22	1.30
	75.2	9.81	1.02	12.00	1.07	14.19	1.12	16.38	1.17	19.01	1.23	20.77	1.27	22.96	1.32

Combination (Capacity)	Indoor air temp. EDB (°F)	Outdoor air temp.:EWB													
		5.0		14.0		23.0		32.0		43.0		50.0		59.0	
		TC	PI	TC	PI	TC	PI	TC	PI	TC	PI	TC	PI	TC	PI
		kBtu/h	kW	kBtu/h	kW	kBtu/h	kW	kBtu/h	kW	kBtu/h	kW	kBtu/h	kW	kBtu/h	kW
CTXS07L + FTXS09L	60.8	12.45	1.16	14.96	1.22	17.47	1.28	19.98	1.34	22.98	1.41	24.99	1.45	27.50	1.51
	64.4	12.15	1.17	14.66	1.23	17.16	1.29	19.67	1.35	22.68	1.42	24.68	1.47	27.19	1.53
	68.0	11.84	1.18	14.35	1.24	16.86	1.30	19.36	1.36	22.37	1.43	24.38	1.48	26.88	1.54
	70.0	11.67	1.19	14.18	1.25	16.69	1.31	19.19	1.37	22.20	1.44	24.21	1.49	26.71	1.55
	71.6	11.54	1.20	14.04	1.26	16.55	1.32	19.06	1.37	22.06	1.45	24.07	1.49	26.58	1.55
	75.2	11.23	1.21	13.74	1.27	16.24	1.33	18.75	1.39	21.76	1.46	23.76	1.51	26.27	1.57
CTXS07L + FDXS09L	60.8	12.45	1.32	14.96	1.39	17.47	1.45	19.98	1.52	22.98	1.60	24.99	1.66	27.50	1.72
	64.4	12.15	1.33	14.66	1.40	17.16	1.47	19.67	1.54	22.68	1.62	24.68	1.67	27.19	1.74
	68.0	11.84	1.35	14.35	1.42	16.86	1.48	19.36	1.55	22.37	1.63	24.38	1.69	26.88	1.75
	70.0	11.67	1.36	14.18	1.42	16.69	1.49	19.19	1.56	22.20	1.64	24.21	1.69	26.71	1.76
	71.6	11.54	1.36	14.04	1.43	16.55	1.50	19.06	1.57	22.06	1.65	24.07	1.70	26.58	1.77
	75.2	11.23	1.38	13.74	1.45	16.24	1.51	18.75	1.58	21.76	1.66	23.76	1.72	26.27	1.78
CTXS07L + FTXS12L	60.8	14.03	1.36	16.85	1.43	19.67	1.50	22.49	1.57	25.88	1.65	28.14	1.71	30.96	1.78
	64.4	13.68	1.37	16.50	1.44	19.33	1.51	22.15	1.58	25.54	1.67	27.80	1.72	30.62	1.79
	68.0	13.34	1.39	16.16	1.46	18.98	1.53	21.80	1.60	25.19	1.68	27.45	1.74	30.27	1.81
	70.0	13.14	1.40	15.97	1.47	18.79	1.54	21.61	1.61	25.00	1.69	27.26	1.75	30.08	1.82
	71.6	12.99	1.40	15.81	1.47	18.64	1.54	21.46	1.61	24.85	1.70	27.10	1.75	29.93	1.82
	75.2	12.65	1.42	15.47	1.49	18.29	1.56	21.11	1.63	24.50	1.71	26.76	1.77	29.58	1.84
CTXS07L + FDXS12L	60.8	14.03	1.58	16.85	1.67	19.67	1.75	22.49	1.83	25.88	1.92	28.14	1.99	30.96	2.07
	64.4	13.68	1.60	16.50	1.68	19.33	1.76	22.15	1.85	25.54	1.94	27.80	2.01	30.62	2.09
	68.0	13.34	1.62	16.16	1.70	18.98	1.78	21.80	1.86	25.19	1.96	27.45	2.03	30.27	2.11
	70.0	13.14	1.63	15.97	1.71	18.79	1.79	21.61	1.87	25.00	1.97	27.26	2.03	30.08	2.12
	71.6	12.99	1.64	15.81	1.72	18.64	1.80	21.46	1.88	24.85	1.98	27.10	2.04	29.93	2.12
	75.2	12.65	1.65	15.47	1.74	18.29	1.82	21.11	1.90	24.50	2.00	26.76	2.06	29.58	2.14
CTXS07L + FTXS15L	60.8	14.03	1.17	16.85	1.23	19.67	1.29	22.49	1.35	25.88	1.43	28.14	1.47	30.96	1.53
	64.4	13.68	1.19	16.50	1.25	19.33	1.31	22.15	1.37	25.54	1.44	27.80	1.49	30.62	1.55
	68.0	13.34	1.20	16.16	1.26	18.98	1.32	21.80	1.38	25.19	1.45	27.45	1.50	30.27	1.56
	70.0	13.14	1.21	15.97	1.27	18.79	1.33	21.61	1.39	25.00	1.46	27.26	1.51	30.08	1.57
	71.6	12.99	1.21	15.81	1.27	18.64	1.33	21.46	1.39	24.85	1.47	27.10	1.51	29.93	1.57
	75.2	12.65	1.23	15.47	1.29	18.29	1.35	21.11	1.41	24.50	1.48	26.76	1.53	29.58	1.59
CTXS07L + CDXS15L	60.8	14.03	1.52	16.85	1.60	19.67	1.68	22.49	1.75	25.88	1.85	28.14	1.91	30.96	1.99
	64.4	13.68	1.54	16.50	1.61	19.33	1.69	22.15	1.77	25.54	1.86	27.80	1.93	30.62	2.00
	68.0	13.34	1.55	16.16	1.63	18.98	1.71	21.80	1.79	25.19	1.88	27.45	1.94	30.27	2.02
	70.0	13.14	1.56	15.97	1.64	18.79	1.72	21.61	1.80	25.00	1.89	27.26	1.95	30.08	2.03
	71.6	12.99	1.57	15.81	1.65	18.64	1.73	21.46	1.80	24.85	1.90	27.10	1.96	29.93	2.04
	75.2	12.65	1.59	15.47	1.67	18.29	1.74	21.11	1.82	24.50	1.91	26.76	1.98	29.58	2.05
FTXS09L + FTXS09L	60.8	14.03	1.36	16.85	1.43	19.67	1.50	22.49	1.57	25.88	1.65	28.14	1.71	30.96	1.78
	64.4	13.68	1.37	16.50	1.44	19.33	1.51	22.15	1.58	25.54	1.67	27.80	1.72	30.62	1.79
	68.0	13.34	1.39	16.16	1.46	18.98	1.53	21.80	1.60	25.19	1.68	27.45	1.74	30.27	1.81
	70.0	13.14	1.40	15.97	1.47	18.79	1.54	21.61	1.61	25.00	1.69	27.26	1.75	30.08	1.82
	71.6	12.99	1.40	15.81	1.47	18.64	1.54	21.46	1.61	24.85	1.70	27.10	1.75	29.93	1.82
	75.2	12.65	1.42	15.47	1.49	18.29	1.56	21.11	1.63	24.50	1.71	26.76	1.77	29.58	1.84
FTXS09L + FDXS09L	60.8	14.03	1.54	16.85	1.61	19.67	1.69	22.49	1.77	25.88	1.87	28.14	1.93	30.96	2.01
	64.4	13.68	1.55	16.50	1.63	19.33	1.71	22.15	1.79	25.54	1.88	27.80	1.95	30.62	2.02
	68.0	13.34	1.57	16.16	1.65	18.98	1.73	21.80	1.81	25.19	1.90	27.45	1.96	30.27	2.04
	70.0	13.14	1.58	15.97	1.66	18.79	1.74	21.61	1.82	25.00	1.91	27.26	1.97	30.08	2.05
	71.6	12.99	1.59	15.81	1.67	18.64	1.74	21.46	1.82	24.85	1.92	27.10	1.98	29.93	2.06
	75.2	12.65	1.60	15.47	1.68	18.29	1.76	21.11	1.84	24.50	1.93	26.76	2.00	29.58	2.08

Combination (Capacity)	Indoor air temp. EDB (°F)	Outdoor air temp.:EWB													
		5.0		14.0		23.0		32.0		43.0		50.0		59.0	
		TC	PI	TC	PI	TC	PI	TC	PI	TC	PI	TC	PI	TC	PI
		kBtu/h	kW	kBtu/h	kW	kBtu/h	kW	kBtu/h	kW	kBtu/h	kW	kBtu/h	kW	kBtu/h	kW
FDXS09L + FDXS09L	60.8	14.03	1.76	16.85	1.85	19.67	1.94	22.49	2.03	25.88	2.14	28.14	2.21	30.96	2.30
	64.4	13.68	1.78	16.50	1.87	19.33	1.96	22.15	2.05	25.54	2.16	27.80	2.23	30.62	2.32
	68.0	13.34	1.80	16.16	1.89	18.98	1.98	21.80	2.07	25.19	2.18	27.45	2.25	30.27	2.34
	70.0	13.14	1.81	15.97	1.90	18.79	1.99	21.61	2.08	25.00	2.19	27.26	2.26	30.08	2.35
	71.6	12.99	1.82	15.81	1.91	18.64	2.00	21.46	2.09	24.85	2.20	27.10	2.27	29.93	2.36
	75.2	12.65	1.84	15.47	1.93	18.29	2.02	21.11	2.11	24.50	2.22	26.76	2.29	29.58	2.38
FTXS09L + FTXS12L	60.8	14.03	1.32	16.85	1.39	19.67	1.45	22.49	1.52	25.88	1.60	28.14	1.66	30.96	1.72
	64.4	13.68	1.33	16.50	1.40	19.33	1.47	22.15	1.54	25.54	1.62	27.80	1.67	30.62	1.74
	68.0	13.34	1.35	16.16	1.42	18.98	1.48	21.80	1.55	25.19	1.63	27.45	1.69	30.27	1.75
	70.0	13.14	1.36	15.97	1.42	18.79	1.49	21.61	1.56	25.00	1.64	27.26	1.69	30.08	1.76
	71.6	12.99	1.36	15.81	1.43	18.64	1.50	21.46	1.57	24.85	1.65	27.10	1.70	29.93	1.77
	75.2	12.65	1.38	15.47	1.45	18.29	1.51	21.11	1.58	24.50	1.66	26.76	1.72	29.58	1.78
FTXS09L + FDXS12L	60.8	14.03	1.54	16.85	1.61	19.67	1.69	22.49	1.77	25.88	1.87	28.14	1.93	30.96	2.01
	64.4	13.68	1.55	16.50	1.63	19.33	1.71	22.15	1.79	25.54	1.88	27.80	1.95	30.62	2.02
	68.0	13.34	1.57	16.16	1.65	18.98	1.73	21.80	1.81	25.19	1.90	27.45	1.96	30.27	2.04
	70.0	13.14	1.58	15.97	1.66	18.79	1.74	21.61	1.82	25.00	1.91	27.26	1.97	30.08	2.05
	71.6	12.99	1.59	15.81	1.67	18.64	1.74	21.46	1.82	24.85	1.92	27.10	1.98	29.93	2.06
	75.2	12.65	1.60	15.47	1.68	18.29	1.76	21.11	1.84	24.50	1.93	26.76	2.00	29.58	2.08
FDXS09L + FTXS12L	60.8	14.03	1.49	16.85	1.56	19.67	1.64	22.49	1.72	25.88	1.81	28.14	1.87	30.96	1.94
	64.4	13.68	1.50	16.50	1.58	19.33	1.66	22.15	1.73	25.54	1.82	27.80	1.89	30.62	1.96
	68.0	13.34	1.52	16.16	1.60	18.98	1.67	21.80	1.75	25.19	1.84	27.45	1.90	30.27	1.98
	70.0	13.14	1.53	15.97	1.61	18.79	1.68	21.61	1.76	25.00	1.85	27.26	1.91	30.08	1.99
	71.6	12.99	1.54	15.81	1.61	18.64	1.69	21.46	1.77	24.85	1.86	27.10	1.92	29.93	1.99
	75.2	12.65	1.55	15.47	1.63	18.29	1.71	21.11	1.78	24.50	1.87	26.76	1.94	29.58	2.01
FDXS09L + FDXS12L	60.8	14.03	1.76	16.85	1.85	19.67	1.94	22.49	2.03	25.88	2.14	28.14	2.21	30.96	2.30
	64.4	13.68	1.78	16.50	1.87	19.33	1.96	22.15	2.05	25.54	2.16	27.80	2.23	30.62	2.32
	68.0	13.34	1.80	16.16	1.89	18.98	1.98	21.80	2.07	25.19	2.18	27.45	2.25	30.27	2.34
	70.0	13.14	1.81	15.97	1.90	18.79	1.99	21.61	2.08	25.00	2.19	27.26	2.26	30.08	2.35
	71.6	12.99	1.82	15.81	1.91	18.64	2.00	21.46	2.09	24.85	2.20	27.10	2.27	29.93	2.36
	75.2	12.65	1.84	15.47	1.93	18.29	2.02	21.11	2.11	24.50	2.22	26.76	2.29	29.58	2.38
FTXS09L + FTXS15L	60.8	14.03	1.13	16.85	1.19	19.67	1.25	22.49	1.31	25.88	1.38	28.14	1.42	30.96	1.48
	64.4	13.68	1.15	16.50	1.20	19.33	1.26	22.15	1.32	25.54	1.39	27.80	1.44	30.62	1.49
	68.0	13.34	1.16	16.16	1.22	18.98	1.28	21.80	1.33	25.19	1.40	27.45	1.45	30.27	1.51
	70.0	13.14	1.17	15.97	1.22	18.79	1.28	21.61	1.34	25.00	1.41	27.26	1.46	30.08	1.51
	71.6	12.99	1.17	15.81	1.23	18.64	1.29	21.46	1.35	24.85	1.42	27.10	1.46	29.93	1.52
	75.2	12.65	1.18	15.47	1.24	18.29	1.30	21.11	1.36	24.50	1.43	26.76	1.47	29.58	1.53
FTXS09L + CDXS15L	60.8	14.03	1.47	16.85	1.55	19.67	1.62	22.49	1.70	25.88	1.79	28.14	1.85	30.96	1.92
	64.4	13.68	1.49	16.50	1.56	19.33	1.64	22.15	1.71	25.54	1.80	27.80	1.86	30.62	1.94
	68.0	13.34	1.50	16.16	1.58	18.98	1.66	21.80	1.73	25.19	1.82	27.45	1.88	30.27	1.96
	70.0	13.14	1.51	15.97	1.59	18.79	1.66	21.61	1.74	25.00	1.83	27.26	1.89	30.08	1.97
	71.6	12.99	1.52	15.81	1.60	18.64	1.67	21.46	1.75	24.85	1.84	27.10	1.90	29.93	1.97
	75.2	12.65	1.54	15.47	1.61	18.29	1.69	21.11	1.76	24.50	1.85	26.76	1.91	29.58	1.99
FDXS09L + FTXS15L	60.8	14.03	1.27	16.85	1.34	19.67	1.40	22.49	1.47	25.88	1.54	28.14	1.60	30.96	1.66
	64.4	13.68	1.28	16.50	1.35	19.33	1.41	22.15	1.48	25.54	1.56	27.80	1.61	30.62	1.67
	68.0	13.34	1.30	16.16	1.36	18.98	1.43	21.80	1.49	25.19	1.57	27.45	1.62	30.27	1.69
	70.0	13.14	1.31	15.97	1.37	18.79	1.44	21.61	1.50	25.00	1.58	27.26	1.63	30.08	1.70
	71.6	12.99	1.31	15.81	1.38	18.64	1.44	21.46	1.51	24.85	1.59	27.10	1.64	29.93	1.70
	75.2	12.65	1.33	15.47	1.39	18.29	1.46	21.11	1.52	24.50	1.60	26.76	1.65	29.58	1.72

Combination (Capacity)	Indoor air temp. EDB (°F)	Outdoor air temp.:EWB													
		5.0		14.0		23.0		32.0		43.0		50.0		59.0	
		TC	PI	TC	PI	TC	PI	TC	PI	TC	PI	TC	PI	TC	PI
		kBtu/h	kW	kBtu/h	kW	kBtu/h	kW	kBtu/h	kW	kBtu/h	kW	kBtu/h	kW	kBtu/h	kW
FDXS09L + CDXS15L	60.8	14.03	1.66	16.85	1.74	19.67	1.83	22.49	1.91	25.88	2.01	28.14	2.08	30.96	2.17
	64.4	13.68	1.67	16.50	1.76	19.33	1.84	22.15	1.93	25.54	2.03	27.80	2.10	30.62	2.18
	68.0	13.34	1.69	16.16	1.78	18.98	1.86	21.80	1.95	25.19	2.05	27.45	2.12	30.27	2.20
	70.0	13.14	1.70	15.97	1.79	18.79	1.87	21.61	1.96	25.00	2.06	27.26	2.13	30.08	2.21
	71.6	12.99	1.71	15.81	1.80	18.64	1.88	21.46	1.97	24.85	2.07	27.10	2.14	29.93	2.22
	75.2	12.65	1.73	15.47	1.82	18.29	1.90	21.11	1.99	24.50	2.09	26.76	2.15	29.58	2.24
FTXS12L + FTXS12L	60.8	14.03	1.28	16.85	1.34	19.67	1.41	22.49	1.47	25.88	1.55	28.14	1.61	30.96	1.67
	64.4	13.68	1.29	16.50	1.36	19.33	1.42	22.15	1.49	25.54	1.57	27.80	1.62	30.62	1.69
	68.0	13.34	1.31	16.16	1.37	18.98	1.44	21.80	1.50	25.19	1.58	27.45	1.63	30.27	1.70
	70.0	13.14	1.32	15.97	1.38	18.79	1.45	21.61	1.51	25.00	1.59	27.26	1.64	30.08	1.71
	71.6	12.99	1.32	15.81	1.39	18.64	1.45	21.46	1.52	24.85	1.60	27.10	1.65	29.93	1.71
	75.2	12.65	1.34	15.47	1.40	18.29	1.47	21.11	1.53	24.50	1.61	26.76	1.66	29.58	1.73
FTXS12L + FDXS12L	60.8	14.03	1.49	16.85	1.56	19.67	1.64	22.49	1.72	25.88	1.81	28.14	1.87	30.96	1.94
	64.4	13.68	1.50	16.50	1.58	19.33	1.66	22.15	1.73	25.54	1.82	27.80	1.89	30.62	1.96
	68.0	13.34	1.52	16.16	1.60	18.98	1.67	21.80	1.75	25.19	1.84	27.45	1.90	30.27	1.98
	70.0	13.14	1.53	15.97	1.61	18.79	1.68	21.61	1.76	25.00	1.85	27.26	1.91	30.08	1.99
	71.6	12.99	1.54	15.81	1.61	18.64	1.69	21.46	1.77	24.85	1.86	27.10	1.92	29.93	1.99
	75.2	12.65	1.55	15.47	1.63	18.29	1.71	21.11	1.78	24.50	1.87	26.76	1.94	29.58	2.01
FDXS12L + FDXS12L	60.8	14.03	1.76	16.85	1.85	19.67	1.94	22.49	2.03	25.88	2.14	28.14	2.21	30.96	2.30
	64.4	13.68	1.78	16.50	1.87	19.33	1.96	22.15	2.05	25.54	2.16	27.80	2.23	30.62	2.32
	68.0	13.34	1.80	16.16	1.89	18.98	1.98	21.80	2.07	25.19	2.18	27.45	2.25	30.27	2.34
	70.0	13.14	1.81	15.97	1.90	18.79	1.99	21.61	2.08	25.00	2.19	27.26	2.26	30.08	2.35
	71.6	12.99	1.82	15.81	1.91	18.64	2.00	21.46	2.09	24.85	2.20	27.10	2.27	29.93	2.36
	75.2	12.65	1.84	15.47	1.93	18.29	2.02	21.11	2.11	24.50	2.22	26.76	2.29	29.58	2.38

Symbols:

EDB : Entering dry bulb temp. (°F)
EWB : Entering wet bulb temp. (°F)
TC : Total capacity (kBtu/h)
PI : Power input (kW)

Notes:

1. Ratings shown are net capacities which include a deduction for indoor fan motor heat.
2. shows max capacities and power input.
3. TC and PI must be calculated by interpolation using the figures in the above tables. (Figures out of the tables should not be used for calculation.)
4. Capacities are based on the following conditions.
5. Corresponding refrigerant piping length : 25 ft

3D093969A
3D093970A
3D093971A

7.2 3MXS24RMVJUA

Cooling [60 Hz, 208 - 230 V]

Combination (Capacity)	Outdoor air temp. EDB	Indoor air temp.:EWB																		
		57.2			60.8			64.4			67			71.6			75.2		
		TC	SHC	PI	TC	SHC	PI	TC	SHC	PI	TC	SHC	PI	TC	SHC	PI	TC	SHC	PI
		kBtu/h	kBtu/h	kW	kBtu/h	kBtu/h	kW	kBtu/h	kBtu/h	kW	kBtu/h	kBtu/h	kW	kBtu/h	kBtu/h	kW	kBtu/h	kBtu/h	kW
CTXS07L	68.0	8.61	7.09	0.47	8.99	6.97	0.48	9.38	7.41	0.48	9.57	7.92	0.49	10.15	7.67	0.50	10.54	7.50	0.51
	77.0	8.21	6.91	0.49	8.60	6.80	0.50	8.99	7.26	0.51	9.18	7.77	0.52	9.76	7.54	0.53	10.15	7.38	0.54
	86.0	7.82	6.73	0.52	8.21	6.63	0.53	8.60	7.10	0.54	8.79	7.62	0.55	9.37	7.41	0.56	9.76	7.26	0.57
	89.6	7.67	6.66	0.54	8.05	6.57	0.55	8.44	7.04	0.56	8.63	7.55	0.56	9.22	7.35	0.57	9.60	7.21	0.58
	95.0	7.43	6.55	0.56	7.82	6.47	0.57	8.21	6.94	0.58	8.40	7.47	0.58	8.98	7.27	0.59	9.37	7.14	0.60
	104.0	7.04	6.37	0.59	7.43	6.30	0.60	7.82	6.79	0.61	8.01	7.32	0.62	8.59	7.14	0.63	8.98	7.02	0.64
	109.4	6.81	6.26	0.62	7.19	6.20	0.62	7.58	6.70	0.63	7.77	7.23	0.64	8.35	7.07	0.65	8.74	6.95	0.66
	114.8	6.57	6.16	0.64	6.96	6.10	0.65	7.35	6.60	0.66	7.54	7.14	0.66	8.12	6.99	0.68	8.51	6.88	0.69
CDXS07L	68.0	7.27	6.18	0.39	7.60	6.08	0.39	7.93	6.48	0.40	8.09	6.94	0.40	8.58	6.74	0.42	8.91	6.59	0.45
	77.0	6.94	6.02	0.41	7.27	5.93	0.42	7.60	6.35	0.42	7.76	6.82	0.43	8.25	6.62	0.44	8.58	6.49	0.45
	86.0	6.61	5.87	0.43	6.94	5.79	0.44	7.27	6.22	0.45	7.43	6.69	0.45	7.92	6.51	0.46	8.25	6.39	0.47
	89.6	6.48	5.81	0.44	6.81	5.74	0.45	7.13	6.17	0.46	7.30	6.64	0.46	7.79	6.47	0.48	8.12	6.35	0.48
	95.0	6.28	5.72	0.46	6.61	5.65	0.47	6.94	6.09	0.48	7.10	6.56	0.48	7.59	6.40	0.49	7.92	6.29	0.50
	104.0	5.95	5.57	0.49	6.28	5.51	0.50	6.61	5.96	0.51	6.77	6.44	0.51	7.26	6.29	0.52	7.59	6.19	0.53
	109.4	5.75	5.49	0.51	6.08	5.43	0.52	6.41	5.88	0.52	6.57	6.37	0.53	7.06	6.23	0.54	7.39	6.13	0.55
	114.8	5.55	5.40	0.53	5.88	5.35	0.54	6.21	5.81	0.54	6.37	6.29	0.55	6.86	6.16	0.56	7.19	6.07	0.57
FTXS09L	68.0	11.06	8.52	0.64	11.56	8.37	0.66	12.06	8.83	0.67	12.31	9.36	0.67	13.06	9.04	0.69	13.55	8.82	0.71
	77.0	10.56	8.28	0.68	11.06	8.15	0.69	11.56	8.61	0.71	11.81	9.16	0.71	12.55	8.86	0.73	13.05	8.66	0.75
	86.0	10.06	8.04	0.72	10.56	7.92	0.74	11.05	8.40	0.75	11.30	8.95	0.76	12.05	8.68	0.77	12.55	8.49	0.79
	89.6	9.86	7.94	0.74	10.36	7.83	0.75	10.85	8.32	0.77	11.10	8.87	0.77	11.85	8.61	0.79	12.35	8.43	0.81
	95.0	9.56	7.80	0.77	10.05	7.70	0.78	10.55	8.20	0.79	10.80	8.75	0.80	11.55	8.51	0.82	12.04	8.33	0.83
	104.0	9.05	7.56	0.82	9.55	7.47	0.83	10.05	7.99	0.84	10.30	8.55	0.85	11.04	8.33	0.87	11.54	8.17	0.88
	109.4	8.75	7.42	0.85	9.25	7.34	0.86	9.75	7.87	0.87	10.00	8.44	0.88	10.74	8.23	0.90	11.24	8.08	0.91
	114.8	8.45	7.28	0.88	8.95	7.21	0.89	9.44	7.75	0.91	9.69	8.32	0.91	10.44	8.13	0.93	10.94	7.98	0.95
FDXS09L	68.0	9.84	7.41	0.56	10.28	7.28	0.57	10.72	7.65	0.58	10.94	8.09	0.59	11.60	7.81	0.61	12.05	7.61	0.62
	77.0	9.39	7.19	0.60	9.83	7.07	0.61	10.27	7.45	0.62	10.49	7.90	0.62	11.16	7.64	0.64	11.60	7.46	0.65
	86.0	8.94	6.97	0.63	9.38	6.87	0.64	9.83	7.26	0.66	10.05	7.72	0.66	10.71	7.48	0.68	11.15	7.31	0.69
	89.6	8.76	6.88	0.65	9.20	6.79	0.66	9.65	7.19	0.67	9.87	7.65	0.68	10.53	7.42	0.69	10.97	7.25	0.70
	95.0	8.49	6.75	0.67	8.94	6.66	0.68	9.38	7.08	0.70	9.60	7.54	0.70	10.26	7.32	0.72	10.71	7.16	0.73
	104.0	8.05	6.54	0.72	8.49	6.47	0.73	8.93	6.89	0.74	9.15	7.36	0.74	9.82	7.16	0.76	10.26	7.02	0.77
	109.4	7.78	6.41	0.74	8.22	6.35	0.75	8.66	6.78	0.77	8.88	7.25	0.77	9.55	7.07	0.79	9.99	6.93	0.80
	114.8	7.51	6.29	0.77	7.95	6.23	0.78	8.40	6.67	0.79	8.62	7.15	0.80	9.28	6.97	0.82	9.72	6.85	0.83
FTXS12L	68.0	14.75	10.38	0.98	15.42	10.20	1.00	16.08	10.60	1.02	16.41	11.10	1.03	17.41	10.67	1.06	18.07	10.36	1.08
	77.0	14.08	10.03	1.04	14.75	9.87	1.06	15.41	10.29	1.08	15.74	10.80	1.09	16.74	10.40	1.12	17.40	10.12	1.14
	86.0	13.41	9.68	1.10	14.08	9.54	1.12	14.74	9.98	1.14	15.07	10.50	1.15	16.07	10.14	1.18	16.73	9.88	1.20
	89.6	13.14	9.54	1.13	13.81	9.41	1.15	14.47	9.86	1.17	14.80	10.38	1.18	15.80	10.04	1.21	16.46	9.78	1.23
	95.0	12.74	9.34	1.17	13.40	9.21	1.19	14.07	9.68	1.21	14.40	10.21	1.22	15.40	9.88	1.25	16.06	9.64	1.27
	104.0	12.07	9.00	1.25	12.73	8.90	1.27	13.40	9.38	1.29	13.73	9.92	1.30	14.72	9.63	1.33	15.39	9.41	1.35
	109.4	11.67	8.80	1.29	12.33	8.71	1.31	13.00	9.20	1.33	13.33	9.75	1.34	14.32	9.48	1.37	14.99	9.27	1.39
	114.8	11.27	8.60	1.34	11.93	8.52	1.36	12.59	9.03	1.38	12.92	9.58	1.39	13.92	9.33	1.42	14.58	9.13	1.44
FDXS12L	68.0	12.29	8.62	0.83	12.95	8.52	0.86	13.51	8.85	0.88	13.79	9.25	0.89	14.63	8.89	0.91	15.18	8.63	0.93
	77.0	11.83	8.38	0.89	12.39	8.24	0.91	12.95	8.58	0.93	13.23	9.00	0.94	14.06	8.67	0.96	14.62	8.43	0.98
	86.0	11.27	8.08	0.95	11.83	7.96	0.97	12.38	8.32	0.98	12.66	8.75	0.99	13.50	8.45	1.02	14.06	8.22	1.03
	89.6	11.04	7.96	0.97	11.60	7.85	0.99	12.16	8.22	1.01	12.44	8.65	1.01	13.27	8.36	1.04	13.83	8.14	1.06
	95.0	10.71	7.79	1.01	11.26	7.69	1.03	11.82	8.07	1.04	12.10	8.50	1.05	12.94	8.23	1.08	13.49	8.02	1.09
	104.0	10.14	7.50	1.07	10.70	7.42	1.09	11.26	7.82	1.11	11.54	8.26	1.12	12.37	8.01	1.14	12.93	7.83	1.16
	109.4	9.80	7.33	1.11	10.36	7.26	1.13	10.92	7.67	1.15	11.20	8.12	1.16	12.03	7.89	1.18	12.59	7.71	1.20
	114.8	9.47	7.17	1.16	10.02	7.10	1.17	10.58	7.52	1.19	10.86	7.97	1.20	11.70	7.76	1.22	12.25	7.60	1.24

Combination (Capacity)	Outdoor air temp. EDB	Indoor air temp.:EWB																		
		57.2			60.8			64.4			67			71.6			75.2		
		TC	SHC	PI	TC	SHC	PI	TC	SHC	PI	TC	SHC	PI	TC	SHC	PI	TC	SHC	PI
		kBtu/h	kBtu/h	kW	kBtu/h	kBtu/h	kW	kBtu/h	kBtu/h	kW	kBtu/h	kBtu/h	kW	kBtu/h	kBtu/h	kW	kBtu/h	kBtu/h	kW
FTXS15L	68.0	18.44	14.15	1.13	19.27	13.91	1.15	20.10	14.65	1.18	20.51	15.53	1.19	21.76	15.00	1.22	22.59	14.63	1.25
	77.0	17.60	13.74	1.20	18.43	13.52	1.22	19.26	14.30	1.25	19.68	15.19	1.26	20.92	14.70	1.29	21.75	14.36	1.31
	86.0	16.76	13.34	1.27	17.59	13.15	1.30	18.42	13.95	1.32	18.84	14.85	1.33	20.08	14.40	1.36	20.91	14.08	1.39
	89.6	16.43	13.18	1.31	17.26	13.00	1.33	18.09	13.81	1.35	18.50	14.72	1.36	19.75	14.28	1.40	20.58	13.98	1.42
	95.0	15.93	12.94	1.36	16.76	12.77	1.38	17.59	13.60	1.40	18.00	14.52	1.41	19.24	14.11	1.45	20.07	13.82	1.47
	104.0	15.09	12.55	1.44	15.92	12.40	1.46	16.75	13.25	1.49	17.16	14.18	1.50	18.41	13.82	1.53	19.24	13.55	1.55
	109.4	14.59	12.31	1.50	15.42	12.18	1.52	16.24	13.05	1.54	16.66	13.99	1.55	17.90	13.64	1.59	18.73	13.39	1.61
	114.8	14.08	12.08	1.55	14.91	11.97	1.58	15.74	12.85	1.60	16.16	13.79	1.61	17.40	13.47	1.64	18.23	13.23	1.67
CDXS15L	68.0	15.78	11.38	1.11	16.49	11.17	1.13	17.20	11.66	1.15	17.55	12.26	1.16	18.62	11.80	1.20	19.32	11.48	1.22
	77.0	15.06	11.01	1.17	15.77	10.83	1.20	16.48	11.34	1.22	16.83	11.95	1.23	17.90	11.53	1.26	18.61	11.23	1.29
	86.0	14.34	10.64	1.25	15.05	10.49	1.27	15.76	11.02	1.29	16.12	11.64	1.30	17.18	11.26	1.34	17.89	10.98	1.36
	89.6	14.06	10.50	1.28	14.77	10.35	1.30	15.48	10.90	1.32	15.83	11.52	1.33	16.89	11.15	1.37	17.60	10.88	1.39
	95.0	13.63	10.29	1.33	14.34	10.15	1.35	15.05	10.71	1.37	15.40	11.34	1.38	16.46	10.99	1.41	17.17	10.74	1.44
	104.0	12.91	9.93	1.41	13.62	9.82	1.43	14.33	10.40	1.46	14.68	11.04	1.47	15.75	10.73	1.50	16.46	10.49	1.52
	109.4	12.48	9.72	1.46	13.19	9.62	1.49	13.90	10.22	1.51	14.25	10.87	1.52	15.32	10.57	1.55	16.03	10.35	1.58
	114.8	12.05	9.52	1.52	12.76	9.43	1.54	13.47	10.03	1.56	13.82	10.69	1.58	14.89	10.42	1.61	15.60	10.21	1.63
FTXS18L	68.0	22.13	16.12	1.51	23.12	15.84	1.54	24.12	16.56	1.57	24.62	17.43	1.58	26.11	16.79	1.63	27.11	16.34	1.66
	77.0	21.12	15.61	1.60	22.12	15.36	1.63	23.11	16.11	1.66	23.61	17.00	1.68	25.10	16.41	1.72	26.10	15.99	1.75
	86.0	20.12	15.11	1.70	21.11	14.88	1.73	22.11	15.67	1.76	22.61	16.57	1.77	24.10	16.04	1.82	25.09	15.65	1.85
	89.6	19.72	14.91	1.74	20.71	14.70	1.77	21.71	15.49	1.80	22.20	16.41	1.82	23.70	15.89	1.86	24.69	15.51	1.89
	95.0	19.11	14.61	1.81	20.11	14.42	1.84	21.10	15.23	1.87	21.60	16.16	1.88	23.09	15.67	1.93	24.09	15.31	1.96
	104.0	18.11	14.12	1.92	19.10	13.96	1.95	20.10	14.80	1.98	20.59	15.74	2.00	22.09	15.30	2.04	23.08	14.97	2.07
	109.4	17.50	13.83	2.00	18.50	13.68	2.03	19.49	14.55	2.06	19.99	15.50	2.07	21.48	15.08	2.12	22.48	14.78	2.15
	114.8	16.90	13.54	2.07	17.89	13.41	2.10	18.80	14.26	2.11	19.22	15.19	2.11	20.47	14.72	2.11	21.27	14.38	2.11
CDXS18L	68.0	17.55	12.31	1.26	20.13	13.00	1.48	20.99	13.45	1.51	21.43	14.01	1.53	22.73	13.45	1.57	23.59	13.04	1.60
	77.0	17.55	12.31	1.43	19.25	12.55	1.57	20.12	13.02	1.60	20.55	13.61	1.61	21.85	13.09	1.66	22.72	12.71	1.69
	86.0	17.51	12.29	1.64	18.38	12.11	1.67	19.24	12.61	1.69	19.68	13.21	1.71	20.97	12.74	1.75	21.84	12.39	1.78
	89.6	17.16	12.10	1.68	18.03	11.93	1.71	18.89	12.44	1.73	19.33	13.05	1.75	20.62	12.59	1.79	21.49	12.26	1.82
	95.0	16.63	11.82	1.74	17.50	11.67	1.77	18.37	12.20	1.80	18.80	12.81	1.81	20.10	12.38	1.86	20.97	12.06	1.88
	104.0	15.76	11.37	1.85	16.63	11.24	1.88	17.49	11.80	1.91	17.92	12.42	1.92	19.22	12.04	1.97	20.09	11.75	2.00
	109.4	15.23	11.10	1.92	16.10	10.99	1.95	16.97	11.56	1.98	17.40	12.19	1.99	18.70	11.84	2.04	19.56	11.56	2.07
	114.8	14.71	10.83	1.99	15.57	10.74	2.02	16.44	11.32	2.05	16.87	11.97	2.07	18.17	11.63	2.11	18.92	11.33	2.11
CTXS07L + CTXS07L	68.0	17.21	14.18	1.02	17.99	13.95	1.04	18.76	14.83	1.06	19.15	15.84	1.07	20.31	15.35	1.10	21.08	15.01	1.12
	77.0	16.43	13.82	1.08	17.20	13.61	1.10	17.98	14.51	1.12	18.36	15.53	1.13	19.53	15.08	1.16	20.30	14.76	1.18
	86.0	15.65	13.46	1.15	16.42	13.27	1.17	17.20	14.20	1.19	17.58	15.23	1.20	18.74	14.81	1.23	19.52	14.52	1.25
	89.6	15.33	13.31	1.18	16.11	13.13	1.20	16.88	14.07	1.22	17.27	15.11	1.23	18.43	14.71	1.26	19.20	14.42	1.28
	95.0	14.86	13.10	1.22	15.64	12.93	1.24	16.41	13.89	1.26	16.80	14.93	1.27	17.96	14.55	1.30	18.74	14.28	1.32
	104.0	14.08	12.74	1.30	14.86	12.60	1.32	15.63	13.58	1.34	16.02	14.63	1.35	17.18	14.29	1.38	17.95	14.04	1.40
	109.4	13.61	12.53	1.35	14.39	12.40	1.37	15.16	13.39	1.39	15.55	14.46	1.40	16.71	14.13	1.43	17.48	13.90	1.45
	114.8	13.14	12.32	1.40	13.92	12.20	1.42	14.69	13.21	1.44	15.08	14.28	1.45	16.24	13.97	1.48	17.01	13.76	1.50
CTXS07L + CDXS07L	68.0	15.98	13.32	0.91	16.70	13.10	0.93	17.42	13.94	0.94	17.78	14.91	0.95	18.86	14.45	0.98	19.58	14.14	1.00
	77.0	15.26	12.98	0.96	15.97	12.78	0.98	16.69	13.65	1.00	17.05	14.62	1.01	18.13	14.20	1.03	18.85	13.91	1.05
	86.0	14.53	12.64	1.02	15.25	12.47	1.04	15.97	13.36	1.06	16.33	14.34	1.07	17.40	13.96	1.09	18.12	13.69	1.11
	89.6	14.24	12.51	1.05	14.96	12.34	1.06	15.68	13.24	1.08	16.04	14.23	1.09	17.11	13.86	1.12	17.83	13.60	1.14
	95.0	13.80	12.31	1.09	14.52	12.16	1.10	15.24	13.07	1.12	15.60	14.07	1.13	16.68	13.71	1.16	17.40	13.46	1.18
	104.0	13.08	11.98	1.16	13.80	11.85	1.17	14.51	12.78	1.19	14.87	13.79	1.20	15.95	13.47	1.23	16.67	13.24	1.25
	109.4	12.64	11.79	1.20	13.36	11.67	1.22	14.08	12.61	1.24	14.44	13.63	1.24	15.52	13.33	1.27	16.23	13.11	1.29
	114.8	12.21	11.59	1.25	12.92	11.48	1.26	13.64	12.44	1.28	14.00	13.47	1.29	15.08	13.18	1.32	15.80	12.98	1.34

Combination (Capacity)	Outdoor air temp. EDB	Indoor air temp.:EWB																		
		57.2			60.8			64.4			67			71.6			75.2		
		TC	SHC	PI	TC	SHC	PI	TC	SHC	PI	TC	SHC	PI	TC	SHC	PI	TC	SHC	PI
		kBtu/h	kBtu/h	kW	kBtu/h	kBtu/h	kW	kBtu/h	kBtu/h	kW	kBtu/h	kBtu/h	kW	kBtu/h	kBtu/h	kW	kBtu/h	kBtu/h	kW
CDXS07L + CDXS07L	68.0	14.65	12.40	0.80	15.31	12.20	0.82	15.97	13.01	0.84	16.30	13.93	0.84	17.29	13.51	0.87	17.94	13.23	0.93
	77.0	13.98	12.09	0.85	14.64	11.91	0.87	15.30	12.74	0.88	15.63	13.67	0.89	16.62	13.29	0.92	17.28	13.02	0.93
	86.0	13.32	11.79	0.90	13.98	11.63	0.92	14.64	12.48	0.94	14.97	13.42	0.94	15.95	13.06	0.97	16.61	12.82	0.98
	89.6	13.05	11.67	0.93	13.71	11.51	0.94	14.37	12.37	0.96	14.70	13.32	0.97	15.69	12.97	0.99	16.35	12.73	1.01
	95.0	12.65	11.49	0.96	13.31	11.34	0.98	13.97	12.21	0.99	14.30	13.17	1.00	15.29	12.84	1.03	15.95	12.61	1.04
	104.0	11.99	11.19	1.02	12.65	11.06	1.04	13.30	11.95	1.05	13.63	12.92	1.06	14.62	12.62	1.09	15.28	12.41	1.10
	109.4	11.59	11.01	1.06	12.25	10.90	1.08	12.91	11.80	1.09	13.23	12.77	1.10	14.22	12.49	1.13	14.88	12.29	1.14
	114.8	11.19	10.83	1.10	11.85	10.73	1.12	12.51	11.65	1.13	12.84	12.62	1.14	13.82	12.36	1.17	14.48	12.17	1.18
CTXS07L + FTXS09L	68.0	19.67	15.61	1.21	20.56	15.34	1.24	21.44	16.23	1.26	21.88	17.27	1.27	23.21	16.71	1.31	24.09	16.32	1.33
	77.0	18.78	15.18	1.29	19.66	14.94	1.31	20.55	15.86	1.33	20.99	16.92	1.35	22.31	16.40	1.38	23.20	16.03	1.41
	86.0	17.88	14.76	1.37	18.77	14.55	1.39	19.65	15.50	1.41	20.09	16.56	1.43	21.42	16.08	1.46	22.31	15.75	1.49
	89.6	17.52	14.59	1.40	18.41	14.39	1.42	19.29	15.35	1.45	19.74	16.42	1.46	21.06	15.96	1.50	21.95	15.64	1.52
	95.0	16.99	14.34	1.45	17.87	14.16	1.48	18.76	15.13	1.50	19.20	16.21	1.51	20.53	15.78	1.55	21.41	15.47	1.57
	104.0	16.09	13.93	1.54	16.98	13.77	1.57	17.86	14.77	1.59	18.31	15.87	1.60	19.63	15.47	1.64	20.52	15.19	1.66
	109.4	15.56	13.68	1.60	16.44	13.54	1.63	17.33	14.56	1.65	17.77	15.66	1.66	19.10	15.29	1.70	19.98	15.02	1.72
	114.8	15.02	13.44	1.66	15.91	13.31	1.69	16.79	14.35	1.71	17.23	15.46	1.72	18.56	15.11	1.76	19.44	14.86	1.78
CTXS07L + FDXS09L	68.0	18.34	14.44	1.17	19.16	14.19	1.20	19.99	15.00	1.22	20.40	15.95	1.23	21.64	15.42	1.27	22.46	15.06	1.29
	77.0	17.51	14.04	1.24	18.33	13.81	1.27	19.15	14.65	1.29	19.57	15.61	1.30	20.80	15.13	1.34	21.63	14.79	1.36
	86.0	16.67	13.64	1.32	17.50	13.44	1.34	18.32	14.31	1.37	18.73	15.28	1.38	19.97	14.84	1.41	20.80	14.52	1.44
	89.6	16.34	13.48	1.35	17.16	13.30	1.38	17.99	14.17	1.40	18.40	15.15	1.41	19.64	14.72	1.45	20.46	14.42	1.47
	95.0	15.84	13.25	1.40	16.66	13.08	1.43	17.49	13.97	1.45	17.90	14.95	1.46	19.14	14.55	1.50	19.96	14.26	1.52
	104.0	15.00	12.86	1.49	15.83	12.72	1.52	16.65	13.63	1.54	17.07	14.63	1.55	18.30	14.26	1.59	19.13	14.00	1.61
	109.4	14.50	12.63	1.55	15.33	12.50	1.57	16.15	13.43	1.60	16.57	14.44	1.61	17.80	14.09	1.64	18.63	13.84	1.67
	114.8	14.00	12.40	1.61	14.83	12.29	1.63	15.65	13.23	1.66	16.07	14.24	1.67	17.30	13.92	1.70	18.13	13.69	1.73
CDXS07L + FTXS09L	68.0	18.34	14.69	1.17	19.16	14.44	1.20	19.99	15.30	1.22	20.40	16.29	1.23	21.64	15.77	1.27	22.46	15.40	1.29
	77.0	17.51	14.29	1.24	18.33	14.07	1.27	19.15	14.95	1.29	19.57	15.96	1.30	20.80	15.47	1.34	21.63	15.14	1.36
	86.0	16.67	13.90	1.32	17.50	13.70	1.34	18.32	14.61	1.37	18.73	15.63	1.38	19.97	15.19	1.41	20.80	14.87	1.44
	89.6	16.34	13.74	1.35	17.16	13.55	1.38	17.99	14.48	1.40	18.40	15.50	1.41	19.64	15.07	1.45	20.46	14.77	1.47
	95.0	15.84	13.51	1.40	16.66	13.34	1.43	17.49	14.27	1.45	17.90	15.31	1.46	19.14	14.90	1.50	19.96	14.61	1.52
	104.0	15.00	13.13	1.49	15.83	12.98	1.52	16.65	13.94	1.54	17.07	14.99	1.55	18.30	14.62	1.59	19.13	14.35	1.61
	109.4	14.50	12.90	1.55	15.33	12.77	1.57	16.15	13.74	1.60	16.57	14.79	1.61	17.80	14.45	1.64	18.63	14.20	1.67
	114.8	14.00	12.67	1.61	14.83	12.55	1.63	15.65	13.54	1.66	16.07	14.60	1.67	17.30	14.28	1.70	18.13	14.05	1.73
CDXS07L + FDXS09L	68.0	17.01	13.51	0.98	17.77	13.28	1.00	18.54	14.06	1.02	18.92	14.96	1.03	20.07	14.48	1.06	20.83	14.14	1.08
	77.0	16.23	13.15	1.04	17.00	12.94	1.06	17.76	13.74	1.08	18.15	14.65	1.09	19.29	14.20	1.12	20.06	13.89	1.14
	86.0	15.46	12.78	1.10	16.23	12.60	1.12	16.99	13.42	1.14	17.37	14.35	1.15	18.52	13.94	1.18	19.28	13.65	1.20
	89.6	15.15	12.64	1.13	15.92	12.46	1.15	16.68	13.30	1.17	17.06	14.23	1.18	18.21	13.83	1.21	18.98	13.55	1.23
	95.0	14.69	12.42	1.17	15.45	12.26	1.19	16.22	13.11	1.21	16.60	14.05	1.22	17.75	13.67	1.25	18.51	13.40	1.27
	104.0	13.92	12.06	1.25	14.68	11.93	1.27	15.44	12.80	1.29	15.83	13.75	1.30	16.97	13.41	1.33	17.74	13.16	1.35
	109.4	13.45	11.85	1.29	14.22	11.73	1.31	14.98	12.61	1.33	15.36	13.57	1.34	16.51	13.25	1.37	17.28	13.02	1.39
	114.8	12.99	11.64	1.34	13.75	11.53	1.36	14.52	12.43	1.38	14.90	13.39	1.39	16.05	13.09	1.42	16.81	12.88	1.44
CTXS07L + FTXS12L	68.0	23.36	17.39	1.61	24.41	17.09	1.64	25.46	17.93	1.67	25.98	18.93	1.69	27.56	18.26	1.73	28.61	17.78	1.77
	77.0	22.30	16.86	1.70	23.35	16.59	1.73	24.40	17.46	1.77	24.92	18.48	1.78	26.50	17.87	1.83	27.55	17.42	1.86
	86.0	21.24	16.34	1.81	22.29	16.10	1.84	23.34	17.01	1.87	23.86	18.05	1.89	25.44	17.48	1.94	26.49	17.07	1.97
	89.6	20.81	16.13	1.85	21.86	15.91	1.88	22.91	16.83	1.92	23.44	17.87	1.93	25.01	17.32	1.98	26.06	16.93	2.01
	95.0	20.17	15.83	1.92	21.22	15.62	1.95	22.27	16.56	1.99	22.80	17.61	2.00	24.38	17.09	2.05	25.43	16.72	2.08
	104.0	19.11	15.32	2.04	20.16	15.14	2.08	21.21	16.11	2.11	21.74	17.18	2.12	23.31	16.72	2.17	24.36	16.37	2.20
	109.4	18.48	15.01	2.12	19.53	14.86	2.15	20.58	15.85	2.19	21.10	16.93	2.20	22.68	16.49	2.25	23.73	16.17	2.28
	114.8	17.49	14.55	2.11	18.38	14.35	2.11	19.24	15.30	2.11	19.67	16.36	2.11	20.91	15.88	2.11	21.72	15.53	2.11

Combination (Capacity)	Outdoor air temp. EDB	Indoor air temp.:EWB																		
		57.2			60.8			64.4			67			71.6			75.2		
		TC	SHC	PI	TC	SHC	PI	TC	SHC	PI	TC	SHC	PI	TC	SHC	PI	TC	SHC	PI
		kBtu/h	kBtu/h	kW	kBtu/h	kBtu/h	kW	kBtu/h	kBtu/h	kW	kBtu/h	kBtu/h	kW	kBtu/h	kBtu/h	kW	kBtu/h	kBtu/h	kW
CTXS07L + FDXS12L	68.0	21.92	16.15	1.60	22.91	15.86	1.63	23.90	16.61	1.66	24.39	17.52	1.68	25.87	16.89	1.73	26.85	16.44	1.76
	77.0	20.93	15.65	1.69	21.91	15.39	1.73	22.90	16.18	1.76	23.39	17.10	1.77	24.87	16.52	1.82	25.86	16.10	1.85
	86.0	19.93	15.15	1.80	20.92	14.93	1.83	21.90	15.74	1.86	22.40	16.68	1.88	23.88	16.15	1.93	24.86	15.76	1.96
	89.6	19.53	14.96	1.84	20.52	14.75	1.88	21.50	15.57	1.91	22.00	16.52	1.92	23.48	16.00	1.97	24.46	15.63	2.00
	95.0	18.94	14.66	1.91	19.92	14.47	1.94	20.91	15.32	1.98	21.40	16.27	1.99	22.88	15.78	2.04	23.86	15.43	2.07
	104.0	17.94	14.18	2.03	18.92	14.02	2.07	19.91	14.90	2.10	20.40	15.86	2.11	21.88	15.43	2.16	22.87	15.11	2.19
	109.4	17.34	13.90	2.11	18.33	13.75	2.14	19.31	14.65	2.18	19.81	15.62	2.19	21.28	15.21	2.24	22.27	14.91	2.27
	114.8	16.48	13.49	2.11	17.32	13.30	2.11	18.14	14.16	2.11	18.55	15.12	2.11	19.73	14.67	2.11	20.50	14.34	2.11
CDXS07L + FTXS12L	68.0	21.92	16.41	1.51	22.91	16.13	1.54	23.90	16.93	1.57	24.39	17.89	1.58	25.87	17.26	1.63	26.85	16.82	1.66
	77.0	20.93	15.92	1.60	21.91	15.66	1.63	22.90	16.50	1.66	23.39	17.48	1.68	24.87	16.89	1.72	25.86	16.48	1.75
	86.0	19.93	15.43	1.70	20.92	15.20	1.73	21.90	16.07	1.76	22.40	17.06	1.77	23.88	16.53	1.82	24.86	16.15	1.85
	89.6	19.53	15.24	1.74	20.52	15.02	1.77	21.50	15.90	1.80	22.00	16.90	1.82	23.48	16.39	1.86	24.46	16.02	1.89
	95.0	18.94	14.95	1.81	19.92	14.75	1.84	20.91	15.65	1.87	21.40	16.66	1.88	22.88	16.17	1.93	23.86	15.82	1.96
	104.0	17.94	14.47	1.92	18.92	14.31	1.95	19.91	15.24	1.98	20.40	16.26	2.00	21.88	15.82	2.04	22.87	15.50	2.07
	109.4	17.34	14.19	2.00	18.33	14.04	2.03	19.31	14.99	2.06	19.81	16.02	2.07	21.28	15.61	2.12	22.27	15.31	2.15
	114.8	16.74	13.91	2.07	17.73	13.78	2.10	18.63	14.71	2.11	19.05	15.72	2.11	20.28	15.26	2.11	21.08	14.93	2.11
CDXS07L + FDXS12L	68.0	20.39	15.12	1.41	21.30	14.85	1.44	22.22	15.57	1.47	22.68	16.43	1.48	24.06	15.85	1.53	24.97	15.43	1.55
	77.0	19.46	14.65	1.50	20.38	14.42	1.53	21.29	15.16	1.55	21.75	16.04	1.57	23.13	15.50	1.61	24.05	15.12	1.64
	86.0	18.53	14.19	1.59	19.45	13.99	1.62	20.37	14.76	1.65	20.83	15.66	1.66	22.20	15.16	1.70	23.12	14.80	1.73
	89.6	18.16	14.01	1.63	19.08	13.82	1.66	20.00	14.61	1.69	20.46	15.50	1.70	21.83	15.03	1.74	22.75	14.68	1.77
	95.0	17.61	13.74	1.69	18.52	13.56	1.72	19.44	14.37	1.75	19.90	15.28	1.76	21.28	14.82	1.80	22.19	14.50	1.83
	104.0	16.68	13.30	1.80	17.60	13.15	1.83	18.51	13.98	1.86	18.97	14.90	1.87	20.35	14.49	1.91	21.27	14.20	1.94
	109.4	16.13	13.03	1.87	17.04	12.90	1.90	17.96	13.75	1.92	18.42	14.68	1.94	19.79	14.30	1.98	20.71	14.02	2.01
	114.8	15.57	12.77	1.94	16.49	12.65	1.97	17.40	13.52	2.00	17.86	14.46	2.01	19.24	14.10	2.05	20.15	13.84	2.08
CTXS07L + FTXS15L	68.0	27.05	21.23	1.74	28.26	20.87	1.78	29.48	22.06	1.81	30.09	23.44	1.83	31.91	22.67	1.88	33.13	22.13	1.92
	77.0	25.82	20.64	1.85	27.03	20.32	1.88	28.25	21.54	1.92	28.86	22.95	1.93	30.68	22.23	1.99	31.90	21.73	2.02
	86.0	24.59	20.06	1.96	25.80	19.77	2.00	27.02	21.03	2.03	27.63	22.46	2.05	29.45	21.80	2.10	30.67	21.34	2.14
	89.6	24.10	19.83	2.01	25.31	19.55	2.04	26.53	20.83	2.08	27.14	22.26	2.10	28.96	21.63	2.15	30.18	21.18	2.18
	95.0	23.36	19.48	2.09	24.58	19.23	2.12	25.79	20.53	2.15	26.40	21.97	2.17	28.22	21.37	2.22	29.44	20.95	2.26
	104.0	22.13	18.91	2.22	23.35	18.70	2.25	24.56	20.03	2.29	25.17	21.49	2.31	27.00	20.95	2.36	28.21	20.56	2.39
	109.4	21.39	18.57	2.30	22.61	18.38	2.34	23.83	19.74	2.37	24.43	21.21	2.39	26.26	20.70	2.44	27.47	20.33	2.48
	114.8	19.45	17.69	2.11	20.40	17.44	2.11	21.32	18.75	2.11	21.78	20.20	2.11	23.11	19.64	2.11	23.97	19.26	2.11
CTXS07L + CDXS15L	68.0	25.51	18.98	1.84	26.66	18.65	1.88	27.80	19.56	1.91	28.38	20.65	1.93	30.10	19.92	1.99	31.25	19.40	2.02
	77.0	24.35	18.40	1.95	25.50	18.10	1.99	26.65	19.05	2.02	27.22	20.17	2.04	28.94	19.49	2.10	30.09	19.01	2.13
	86.0	23.19	17.83	2.07	24.34	17.57	2.11	25.49	18.56	2.14	26.06	19.69	2.16	27.78	19.07	2.22	28.93	18.62	2.25
	89.6	22.73	17.60	2.12	23.87	17.36	2.16	25.02	18.36	2.19	25.60	19.50	2.21	27.32	18.90	2.27	28.46	18.47	2.30
	95.0	22.03	17.27	2.20	23.18	17.04	2.24	24.33	18.06	2.27	24.90	19.21	2.29	26.62	18.65	2.35	27.77	18.24	2.38
	104.0	20.87	16.71	2.34	22.02	16.52	2.38	23.17	17.58	2.41	23.74	18.74	2.43	25.46	18.23	2.49	26.61	17.86	2.52
	109.4	20.18	16.38	2.43	21.32	16.21	2.47	22.47	17.29	2.50	23.04	18.46	2.52	24.77	17.99	2.58	25.91	17.64	2.61
	114.8	18.08	15.40	2.11	18.95	15.17	2.11	19.81	16.20	2.11	20.22	17.36	2.11	21.45	16.84	2.11	22.25	16.48	2.11
CDXS07L + FTXS15L	68.0	25.51	20.21	1.72	26.66	19.87	1.75	27.80	21.02	1.79	28.38	22.36	1.80	30.10	21.64	1.86	31.25	21.13	1.89
	77.0	24.35	19.66	1.82	25.50	19.35	1.86	26.65	20.54	1.89	27.22	21.90	1.91	28.94	21.23	1.96	30.09	20.76	1.99
	86.0	23.19	19.11	1.93	24.34	18.84	1.97	25.49	20.06	2.00	26.06	21.44	2.02	27.78	20.82	2.07	28.93	20.39	2.11
	89.6	22.73	18.89	1.98	23.87	18.63	2.02	25.02	19.88	2.05	25.60	21.26	2.07	27.32	20.66	2.12	28.46	20.24	2.15
	95.0	22.03	18.57	2.06	23.18	18.33	2.09	24.33	19.59	2.13	24.90	20.99	2.14	26.62	20.42	2.19	27.77	20.02	2.23
	104.0	20.87	18.03	2.19	22.02	17.83	2.22	23.17	19.13	2.26	23.74	20.54	2.27	25.46	20.03	2.33	26.61	19.66	2.36
	109.4	20.18	17.71	2.27	21.32	17.53	2.31	22.47	18.85	2.34	23.04	20.27	2.36	24.77	19.79	2.41	25.91	19.45	2.44
	114.8	18.51	16.96	2.11	19.42	16.72	2.11	20.31	18.00	2.11	20.75	19.40	2.11	22.03	18.88	2.11	22.86	18.52	2.11

Combination (Capacity)	Outdoor air temp. EDB	Indoor air temp.:EWB																		
		57.2			60.8			64.4			67			71.6			75.2		
		TC	SHC	PI	TC	SHC	PI	TC	SHC	PI	TC	SHC	PI	TC	SHC	PI	TC	SHC	PI
		kBtu/h	kBtu/h	kW	kBtu/h	kBtu/h	kW	kBtu/h	kBtu/h	kW	kBtu/h	kBtu/h	kW	kBtu/h	kBtu/h	kW	kBtu/h	kBtu/h	kW
CDXS07L + CDXS15L	68.0	23.87	17.90	1.74	24.94	17.58	1.78	26.02	18.47	1.81	26.55	19.52	1.83	28.16	18.83	1.88	29.24	18.35	1.92
	77.0	22.79	17.36	1.85	23.86	17.08	1.88	24.93	18.00	1.92	25.47	19.07	1.93	27.08	18.43	1.99	28.15	17.98	2.02
	86.0	21.70	16.83	1.96	22.77	16.58	2.00	23.85	17.53	2.03	24.38	18.62	2.05	26.00	18.04	2.10	27.07	17.62	2.14
	89.6	21.27	16.62	2.01	22.34	16.39	2.04	23.41	17.35	2.08	23.95	18.44	2.10	25.56	17.88	2.15	26.63	17.48	2.18
	95.0	20.62	16.30	2.09	21.69	16.09	2.12	22.76	17.08	2.15	23.30	18.18	2.17	24.91	17.65	2.22	25.98	17.27	2.26
	104.0	19.53	15.79	2.22	20.60	15.61	2.25	21.68	16.62	2.29	22.22	17.74	2.31	23.83	17.27	2.36	24.90	16.92	2.39
	109.4	18.88	15.48	2.30	19.95	15.32	2.34	21.03	16.35	2.37	21.56	17.48	2.39	23.17	17.04	2.44	24.25	16.71	2.48
	114.8	17.31	14.74	2.11	18.16	14.53	2.11	19.00	15.53	2.11	19.41	16.64	2.11	20.61	16.15	2.11	21.39	15.81	2.11
CTXS07L + FTXS18L	68.0	30.74	23.17	2.21	32.12	22.76	2.25	33.50	23.92	2.30	34.19	25.30	2.32	36.26	24.42	2.38	37.65	23.80	2.43
	77.0	29.34	22.48	2.34	30.72	22.12	2.39	32.10	23.32	2.43	32.79	24.72	2.45	34.87	23.91	2.52	36.25	23.33	2.56
	86.0	27.94	21.80	2.49	29.32	21.48	2.53	30.71	22.73	2.57	31.40	24.15	2.60	33.47	23.40	2.66	34.85	22.87	2.71
	89.6	27.38	21.53	2.55	28.76	21.23	2.59	30.15	22.49	2.64	30.84	23.92	2.66	32.91	23.20	2.72	34.29	22.69	2.77
	95.0	26.54	21.12	2.64	27.93	20.85	2.69	29.31	22.14	2.73	30.00	23.58	2.75	32.07	22.90	2.82	33.46	22.41	2.86
	104.0	24.90	20.34	2.74	26.09	20.03	2.74	27.25	21.29	2.74	27.83	22.72	2.74	29.50	22.00	2.74	30.59	21.50	2.74
	109.4	23.43	19.65	2.62	24.56	19.36	2.62	25.67	20.64	2.62	26.22	22.09	2.62	27.81	21.42	2.62	28.85	20.95	2.62
	114.8	20.33	18.22	2.11	21.23	17.93	2.11	22.12	19.23	2.11	22.55	20.68	2.11	23.83	20.07	2.11	24.66	19.66	2.11
CTXS07L + CDXS18L	68.0	28.99	20.76	2.34	30.30	20.39	2.38	31.60	21.26	2.43	32.25	22.32	2.45	34.21	21.48	2.52	35.51	20.88	2.57
	77.0	27.68	20.08	2.48	28.98	19.75	2.52	30.28	20.66	2.57	30.94	21.75	2.59	32.89	20.97	2.66	34.20	20.42	2.71
	86.0	26.36	19.41	2.63	27.66	19.12	2.68	28.97	20.07	2.72	29.62	21.18	2.75	31.57	20.47	2.82	32.88	19.96	2.86
	89.6	25.83	19.14	2.70	27.13	18.87	2.74	28.44	19.84	2.79	29.09	20.95	2.81	31.05	20.27	2.88	32.35	19.78	2.93
	95.0	25.04	18.74	2.80	26.34	18.50	2.84	27.65	19.49	2.89	28.30	20.62	2.91	30.03	19.89	2.93	31.11	19.35	2.93
	104.0	23.16	17.81	2.74	24.26	17.53	2.74	25.34	18.49	2.74	25.87	19.61	2.74	27.43	18.94	2.74	28.44	18.46	2.74
	109.4	21.97	17.24	2.62	23.02	16.97	2.62	24.05	17.95	2.62	24.55	19.07	2.62	26.04	18.44	2.62	27.00	17.99	2.62
	114.8	19.31	15.97	2.11	20.15	15.69	2.11	20.97	16.67	2.11	21.38	17.81	2.11	22.56	17.22	2.11	23.33	16.82	2.11
CDXS07L + FTXS18L	68.0	28.99	22.04	2.10	30.30	21.65	2.15	31.60	22.78	2.19	32.25	24.12	2.21	34.21	23.29	2.27	35.51	22.71	2.31
	77.0	27.68	21.39	2.23	28.98	21.05	2.27	30.28	22.22	2.31	30.94	23.58	2.34	32.89	22.81	2.40	34.20	22.27	2.44
	86.0	26.36	20.75	2.37	27.66	20.45	2.41	28.97	21.66	2.45	29.62	23.04	2.47	31.57	22.34	2.54	32.88	21.84	2.58
	89.6	25.83	20.50	2.43	27.13	20.21	2.47	28.44	21.44	2.51	29.09	22.83	2.53	31.05	22.15	2.59	32.35	21.67	2.64
	95.0	25.04	20.12	2.52	26.34	19.86	2.56	27.65	21.11	2.60	28.30	22.51	2.62	30.26	21.87	2.69	31.56	21.41	2.73
	104.0	23.72	19.50	2.68	25.03	19.27	2.72	26.23	20.53	2.74	26.79	21.91	2.74	28.44	21.23	2.74	29.50	20.75	2.74
	109.4	22.47	18.91	2.62	23.59	18.64	2.62	24.68	19.90	2.62	25.21	21.30	2.62	26.78	20.66	2.62	27.80	20.22	2.62
	114.8	19.55	17.57	2.11	20.44	17.29	2.11	21.31	18.55	2.11	21.73	19.96	2.11	22.99	19.38	2.11	23.80	18.99	2.11
CDXS07L + CDXS18L	68.0	27.25	19.62	2.07	28.48	19.27	2.11	29.70	20.10	2.15	30.32	21.13	2.17	32.15	20.34	2.24	33.38	19.78	2.28
	77.0	26.01	18.98	2.20	27.24	18.67	2.24	28.46	19.55	2.28	29.08	20.59	2.30	30.92	19.87	2.36	32.14	19.34	2.40
	86.0	24.77	18.35	2.33	26.00	18.08	2.37	27.23	19.00	2.41	27.84	20.06	2.44	29.68	19.40	2.50	30.90	18.91	2.54
	89.6	24.28	18.10	2.39	25.50	17.85	2.43	26.73	18.78	2.47	27.34	19.85	2.49	29.18	19.21	2.56	30.41	18.74	2.60
	95.0	23.54	17.73	2.48	24.76	17.50	2.52	25.99	18.45	2.56	26.60	19.54	2.58	28.44	18.93	2.64	29.66	18.49	2.69
	104.0	22.30	17.12	2.64	23.52	16.93	2.68	24.75	17.92	2.72	25.34	19.01	2.74	26.93	18.38	2.74	27.95	17.92	2.74
	109.4	21.26	16.62	2.62	22.33	16.38	2.62	23.38	17.33	2.62	23.89	18.42	2.62	25.40	17.83	2.62	26.38	17.40	2.62
	114.8	18.62	15.35	2.11	19.47	15.11	2.11	20.31	16.06	2.11	20.72	17.15	2.11	21.93	16.60	2.11	22.71	16.22	2.11
FTXS09L + FTXS09L	68.0	22.13	17.04	1.47	23.12	16.75	1.50	24.12	17.66	1.53	24.62	18.72	1.54	26.11	18.09	1.59	27.11	17.64	1.62
	77.0	21.12	16.55	1.56	22.12	16.29	1.59	23.11	17.23	1.62	23.61	18.31	1.63	25.10	17.73	1.68	26.10	17.31	1.70
	86.0	20.12	16.07	1.65	21.11	15.84	1.68	22.11	16.81	1.71	22.61	17.91	1.73	24.10	17.37	1.77	25.09	16.99	1.80
	89.6	19.72	15.88	1.70	20.71	15.66	1.72	21.71	16.64	1.75	22.20	17.75	1.77	23.70	17.23	1.81	24.69	16.86	1.84
	95.0	19.11	15.59	1.76	20.11	15.39	1.79	21.10	16.39	1.82	21.60	17.51	1.83	23.09	17.02	1.88	24.09	16.67	1.91
	104.0	18.11	15.12	1.87	19.10	14.95	1.90	20.10	15.98	1.93	20.59	17.11	1.94	22.09	16.67	1.99	23.08	16.35	2.02
	109.4	17.50	14.84	1.94	18.50	14.69	1.97	19.49	15.74	2.00	19.99	16.87	2.02	21.48	16.46	2.06	22.48	16.16	2.09
	114.8	16.90	14.56	2.02	17.89	14.42	2.05	18.89	15.49	2.08	19.39	16.64	2.09	20.76	16.21	2.11	21.58	15.88	2.11

Combination (Capacity)	Outdoor air temp. EDB	Indoor air temp.:EWB																		
		57.2			60.8			64.4			67			71.6			75.2		
		TC	SHC	PI	TC	SHC	PI	TC	SHC	PI	TC	SHC	PI	TC	SHC	PI	TC	SHC	PI
		kBtu/h	kBtu/h	kW	kBtu/h	kBtu/h	kW	kBtu/h	kBtu/h	kW	kBtu/h	kBtu/h	kW	kBtu/h	kBtu/h	kW	kBtu/h	kBtu/h	kW
FTXS09L + FDXS09L	68.0	20.70	15.83	1.38	21.63	15.55	1.41	22.56	16.38	1.44	23.02	17.35	1.45	24.42	16.76	1.49	25.35	16.34	1.52
	77.0	19.75	15.37	1.46	20.69	15.12	1.49	21.62	15.98	1.52	22.08	16.97	1.53	23.48	16.42	1.57	24.41	16.03	1.60
	86.0	18.81	14.91	1.55	19.74	14.70	1.58	20.68	15.58	1.61	21.14	16.59	1.62	22.54	16.08	1.66	23.47	15.73	1.69
	89.6	18.44	14.73	1.59	19.37	14.53	1.62	20.30	15.43	1.65	20.76	16.44	1.66	22.16	15.95	1.70	23.09	15.61	1.73
	95.0	17.87	14.46	1.65	18.80	14.28	1.68	19.73	15.19	1.71	20.20	16.21	1.72	21.60	15.75	1.76	22.53	15.42	1.79
	104.0	16.93	14.02	1.76	17.86	13.86	1.79	18.79	14.80	1.81	19.26	15.84	1.83	20.66	15.42	1.87	21.59	15.12	1.90
	109.4	16.37	13.76	1.83	17.30	13.61	1.85	18.23	14.57	1.88	18.70	15.62	1.89	20.09	15.23	1.94	21.02	14.94	1.96
	114.8	15.80	13.49	1.90	16.73	13.37	1.92	17.67	14.35	1.95	18.13	15.40	1.96	19.53	15.03	2.01	20.46	14.77	2.03
FDXS09L + FDXS09L	68.0	19.26	14.61	1.33	20.13	14.36	1.36	20.99	15.10	1.39	21.43	15.99	1.40	22.73	15.43	1.44	23.59	15.04	1.47
	77.0	18.39	14.18	1.41	19.25	13.95	1.44	20.12	14.73	1.47	20.55	15.62	1.48	21.85	15.11	1.52	22.72	14.75	1.55
	86.0	17.51	13.76	1.50	18.38	13.56	1.53	19.24	14.36	1.55	19.68	15.27	1.57	20.97	14.80	1.61	21.84	14.47	1.63
	89.6	17.16	13.59	1.54	18.03	13.40	1.56	18.89	14.21	1.59	19.33	15.13	1.60	20.62	14.67	1.64	21.49	14.35	1.67
	95.0	16.63	13.34	1.60	17.50	13.16	1.62	18.37	13.99	1.65	18.80	14.91	1.66	20.10	14.49	1.70	20.97	14.18	1.73
	104.0	15.76	12.92	1.70	16.63	12.77	1.72	17.49	13.63	1.75	17.92	14.57	1.76	19.22	14.18	1.80	20.09	13.90	1.83
	109.4	15.23	12.67	1.76	16.10	12.54	1.79	16.97	13.41	1.82	17.40	14.36	1.83	18.70	14.00	1.87	19.56	13.73	1.89
	114.8	14.71	12.43	1.83	15.57	12.31	1.86	16.44	13.20	1.88	16.87	14.15	1.90	18.17	13.82	1.94	19.04	13.57	1.96
FTXS09L + FTXS12L	68.0	25.82	18.86	1.90	26.98	18.53	1.93	28.14	19.38	1.97	28.72	20.41	1.99	30.46	19.67	2.05	31.62	19.14	2.08
	77.0	24.64	18.27	2.01	25.81	17.97	2.05	26.97	18.86	2.08	27.55	19.91	2.10	29.29	19.23	2.16	30.45	18.74	2.20
	86.0	23.47	17.68	2.13	24.63	17.42	2.17	25.79	18.35	2.21	26.37	19.42	2.23	28.11	18.79	2.28	29.28	18.34	2.32
	89.6	23.00	17.45	2.19	24.16	17.20	2.22	25.32	18.15	2.26	25.90	19.22	2.28	27.65	18.62	2.34	28.81	18.18	2.37
	95.0	22.30	17.10	2.27	23.46	16.88	2.31	24.62	17.84	2.34	25.20	18.93	2.36	26.94	18.36	2.42	28.10	17.94	2.46
	104.0	21.12	16.53	2.41	22.29	16.34	2.45	23.45	17.34	2.49	24.03	18.45	2.51	25.77	17.93	2.56	26.93	17.55	2.60
	109.4	20.42	16.19	2.50	21.58	16.03	2.54	22.74	17.05	2.58	23.32	18.16	2.60	24.93	17.63	2.62	25.91	17.22	2.62
	114.8	18.12	15.10	2.11	18.99	14.87	2.11	19.83	15.84	2.11	20.25	16.94	2.11	21.46	16.42	2.11	22.25	16.05	2.11
FTXS09L + FDXS12L	68.0	24.28	17.57	1.83	25.37	17.26	1.87	26.46	18.03	1.90	27.01	18.96	1.92	28.65	18.26	1.98	29.74	17.76	2.01
	77.0	23.18	17.01	1.94	24.27	16.73	1.98	25.36	17.53	2.01	25.91	18.49	2.03	27.54	17.84	2.09	28.64	17.38	2.12
	86.0	22.07	16.45	2.06	23.17	16.21	2.10	24.26	17.05	2.13	24.80	18.02	2.15	26.44	17.43	2.21	27.53	17.00	2.24
	89.6	21.63	16.23	2.11	22.72	16.00	2.15	23.82	16.85	2.18	24.36	17.83	2.20	26.00	17.26	2.26	27.09	16.85	2.29
	95.0	20.97	15.90	2.19	22.06	15.70	2.23	23.15	16.57	2.26	23.70	17.55	2.28	25.34	17.02	2.34	26.43	16.62	2.37
	104.0	19.87	15.36	2.33	20.96	15.19	2.37	22.05	16.09	2.40	22.60	17.10	2.42	24.23	16.61	2.48	25.33	16.25	2.51
	109.4	19.20	15.04	2.42	20.30	14.89	2.46	21.39	15.81	2.49	21.93	16.83	2.51	23.57	16.37	2.57	24.66	16.03	2.60
	114.8	17.32	14.14	2.11	18.16	13.93	2.11	18.98	14.81	2.11	19.38	15.80	2.11	20.56	15.31	2.11	21.33	14.96	2.11
FDXS09L + FTXS12L	68.0	24.28	17.61	1.79	25.37	17.29	1.83	26.46	18.07	1.86	27.01	19.01	1.88	28.65	18.31	1.93	29.74	17.81	1.97
	77.0	23.18	17.04	1.90	24.27	16.77	1.93	25.36	17.57	1.97	25.91	18.53	1.99	27.54	17.89	2.04	28.64	17.42	2.08
	86.0	22.07	16.49	2.02	23.17	16.25	2.05	24.26	17.09	2.09	24.80	18.07	2.11	26.44	17.47	2.16	27.53	17.05	2.19
	89.6	21.63	16.27	2.07	22.72	16.04	2.10	23.82	16.90	2.14	24.36	17.88	2.15	26.00	17.31	2.21	27.09	16.90	2.24
	95.0	20.97	15.94	2.14	22.06	15.73	2.18	23.15	16.61	2.21	23.70	17.60	2.23	25.34	17.07	2.29	26.43	16.67	2.32
	104.0	19.87	15.40	2.28	20.96	15.22	2.32	22.05	16.14	2.35	22.60	17.15	2.37	24.23	16.66	2.42	25.33	16.30	2.46
	109.4	19.20	15.08	2.37	20.30	14.92	2.40	21.39	15.85	2.44	21.93	16.88	2.46	23.57	16.42	2.51	24.66	16.09	2.55
	114.8	17.43	14.23	2.11	18.28	14.02	2.11	19.11	14.91	2.11	19.52	15.91	2.11	20.72	15.41	2.11	21.50	15.06	2.11
FDXS09L + FDXS12L	68.0	22.64	16.27	1.68	23.66	15.98	1.71	24.68	16.67	1.75	25.19	17.51	1.76	26.71	16.86	1.81	27.73	16.39	1.85
	77.0	21.61	15.74	1.78	22.63	15.48	1.81	23.65	16.20	1.85	24.16	17.06	1.86	25.69	16.46	1.91	26.70	16.03	1.95
	86.0	20.58	15.21	1.89	21.60	14.99	1.92	22.62	15.74	1.96	23.13	16.62	1.97	24.66	16.07	2.02	25.67	15.67	2.06
	89.6	20.17	15.01	1.94	21.19	14.80	1.97	22.21	15.56	2.00	22.72	16.45	2.02	24.24	15.92	2.07	25.26	15.53	2.10
	95.0	19.55	14.70	2.01	20.57	14.51	2.04	21.59	15.29	2.08	22.10	16.19	2.09	23.63	15.69	2.14	24.65	15.32	2.18
	104.0	18.53	14.19	2.14	19.54	14.03	2.17	20.56	14.85	2.20	21.07	15.76	2.22	22.60	15.31	2.27	23.62	14.97	2.30
	109.4	17.91	13.89	2.22	18.93	13.75	2.25	19.94	14.58	2.29	20.45	15.50	2.30	21.98	15.08	2.35	23.00	14.76	2.39
	114.8	16.68	13.30	2.11	17.52	13.11	2.11	18.34	13.91	2.11	18.74	14.81	2.11	19.92	14.34	2.11	20.68	14.01	2.11

Combination (Capacity)	Outdoor air temp. EDB	Indoor air temp.:EWB																		
		57.2			60.8			64.4			67			71.6			75.2		
		TC	SHC	PI	TC	SHC	PI	TC	SHC	PI	TC	SHC	PI	TC	SHC	PI	TC	SHC	PI
		kBtu/h	kBtu/h	kW	kBtu/h	kBtu/h	kW	kBtu/h	kBtu/h	kW	kBtu/h	kBtu/h	kW	kBtu/h	kBtu/h	kW	kBtu/h	kBtu/h	kW
FTXS09L + FTXS15L	68.0	29.51	22.67	2.00	30.83	22.28	2.04	32.16	23.48	2.08	32.82	24.89	2.10	34.81	24.05	2.16	36.14	23.45	2.20
	77.0	28.16	22.02	2.12	29.49	21.67	2.16	30.82	22.91	2.20	31.48	24.35	2.22	33.47	23.56	2.28	34.80	23.01	2.32
	86.0	26.82	21.38	2.25	28.15	21.07	2.29	29.48	22.35	2.33	30.14	23.80	2.35	32.13	23.09	2.41	33.46	22.58	2.45
	89.6	26.29	21.12	2.31	27.61	20.83	2.35	28.94	22.13	2.39	29.60	23.59	2.41	31.59	22.90	2.47	32.92	22.41	2.51
	95.0	25.48	20.74	2.39	26.81	20.47	2.43	28.14	21.79	2.47	28.80	23.27	2.49	30.79	22.62	2.55	32.12	22.15	2.59
	104.0	24.14	20.11	2.55	25.47	19.88	2.59	26.80	21.24	2.63	27.46	22.74	2.65	29.45	22.15	2.71	30.73	21.71	2.74
	109.4	23.26	19.70	2.62	24.43	19.43	2.62	25.57	20.75	2.62	26.13	22.22	2.62	27.77	21.57	2.62	28.83	21.11	2.62
	114.8	20.07	18.24	2.11	21.01	17.96	2.11	21.91	19.29	2.11	22.36	20.78	2.11	23.67	20.19	2.11	24.52	19.79	2.11
FTXS09L + CDXS15L	68.0	27.87	20.40	2.19	29.12	20.04	2.24	30.37	20.96	2.28	31.00	22.09	2.30	32.88	21.28	2.37	34.13	20.71	2.41
	77.0	26.60	19.76	2.32	27.85	19.44	2.37	29.11	20.40	2.41	29.73	21.55	2.43	31.61	20.81	2.50	32.87	20.28	2.54
	86.0	25.33	19.12	2.47	26.59	18.84	2.51	27.84	19.85	2.56	28.47	21.01	2.58	30.35	20.34	2.64	31.60	19.85	2.69
	89.6	24.83	18.87	2.53	26.08	18.61	2.57	27.33	19.63	2.62	27.96	20.80	2.64	29.84	20.15	2.70	31.09	19.68	2.75
	95.0	24.07	18.50	2.62	25.32	18.26	2.67	26.57	19.31	2.71	27.20	20.49	2.73	29.08	19.87	2.80	30.33	19.42	2.84
	104.0	22.66	17.82	2.74	23.77	17.55	2.74	24.85	18.58	2.74	25.39	19.75	2.74	26.95	19.10	2.74	27.96	18.64	2.74
	109.4	21.42	17.22	2.62	22.48	16.97	2.62	23.51	18.02	2.62	24.01	19.20	2.62	25.50	18.59	2.62	26.47	18.16	2.62
	114.8	18.81	16.00	2.11	19.66	15.73	2.11	20.48	16.78	2.11	20.88	17.97	2.11	22.07	17.41	2.11	22.85	17.02	2.11
FDXS09L + FTXS15L	68.0	27.87	21.36	1.89	29.12	20.99	1.92	30.37	22.11	1.96	31.00	23.43	1.98	32.88	22.63	2.04	34.13	22.07	2.08
	77.0	26.60	20.74	2.00	27.85	20.41	2.04	29.11	21.57	2.08	29.73	22.91	2.09	31.61	22.17	2.15	32.87	21.65	2.19
	86.0	25.33	20.13	2.12	26.59	19.84	2.16	27.84	21.04	2.20	28.47	22.40	2.22	30.35	21.72	2.27	31.60	21.24	2.31
	89.6	24.83	19.89	2.18	26.08	19.61	2.21	27.33	20.83	2.25	27.96	22.20	2.27	29.84	21.54	2.33	31.09	21.08	2.36
	95.0	24.07	19.52	2.26	25.32	19.27	2.30	26.57	20.51	2.33	27.20	21.89	2.35	29.08	21.28	2.41	30.33	20.83	2.45
	104.0	22.80	18.93	2.40	24.05	18.71	2.44	25.31	19.99	2.48	25.93	21.39	2.50	27.81	20.83	2.55	29.07	20.43	2.59
	109.4	22.04	18.57	2.49	23.29	18.38	2.53	24.55	19.68	2.57	25.17	21.09	2.59	26.94	20.53	2.62	27.99	20.09	2.62
	114.8	19.42	17.37	2.11	20.34	17.11	2.11	21.24	18.36	2.11	21.68	19.75	2.11	22.98	19.19	2.11	23.82	18.81	2.11
FDXS09L + CDXS15L	68.0	26.12	19.04	2.02	27.30	18.70	2.06	28.47	19.55	2.10	29.06	20.58	2.12	30.82	19.83	2.18	32.00	19.29	2.23
	77.0	24.94	18.43	2.15	26.11	18.13	2.19	27.29	19.02	2.23	27.87	20.07	2.25	29.64	19.38	2.31	30.81	18.88	2.35
	86.0	23.75	17.84	2.28	24.93	17.58	2.32	26.10	18.50	2.36	26.69	19.57	2.38	28.45	18.94	2.44	29.62	18.48	2.48
	89.6	23.28	17.60	2.33	24.45	17.35	2.37	25.62	18.30	2.41	26.21	19.37	2.44	27.97	18.76	2.50	29.15	18.32	2.54
	95.0	22.56	17.25	2.42	23.74	17.02	2.46	24.91	17.99	2.50	25.50	19.08	2.52	27.26	18.50	2.58	28.44	18.08	2.62
	104.0	21.38	16.67	2.58	22.55	16.48	2.62	23.73	17.48	2.66	24.31	18.59	2.68	26.07	18.07	2.74	27.07	17.63	2.74
	109.4	20.54	16.27	2.62	21.59	16.05	2.62	22.61	17.01	2.62	23.12	18.10	2.62	24.60	17.54	2.62	25.55	17.13	2.62
	114.8	18.05	15.09	2.11	18.88	14.85	2.11	19.70	15.81	2.11	20.11	16.91	2.11	21.29	16.38	2.11	22.06	16.02	2.11
FTXS09L + FTXS18L	68.0	30.74	23.40	2.16	32.12	23.00	2.20	33.50	24.20	2.25	34.19	25.63	2.27	36.26	24.75	2.33	37.65	24.13	2.38
	77.0	29.34	22.72	2.29	30.72	22.36	2.33	32.10	23.61	2.38	32.79	25.06	2.40	34.87	24.24	2.46	36.25	23.67	2.51
	86.0	27.94	22.04	2.43	29.32	21.72	2.47	30.71	23.02	2.52	31.40	24.49	2.54	33.47	23.74	2.60	34.85	23.21	2.65
	89.6	27.38	21.78	2.49	28.76	21.47	2.53	30.15	22.78	2.58	30.84	24.27	2.60	32.91	23.54	2.66	34.29	23.03	2.71
	95.0	26.54	21.37	2.59	27.93	21.10	2.63	29.31	22.44	2.67	30.00	23.93	2.69	32.07	23.25	2.76	33.46	22.76	2.80
	104.0	25.10	20.69	2.74	26.31	20.38	2.74	27.49	21.69	2.74	28.07	23.16	2.74	29.76	22.44	2.74	30.86	21.94	2.74
	109.4	23.57	19.98	2.62	24.72	19.69	2.62	25.85	21.02	2.62	26.40	22.51	2.62	28.02	21.84	2.62	29.06	21.37	2.62
	114.8	20.41	18.53	2.11	21.32	18.24	2.11	22.22	19.58	2.11	22.66	21.08	2.11	23.95	20.48	2.11	24.79	20.07	2.11
FTXS09L + CDXS18L	68.0	29.20	21.08	2.29	30.51	20.71	2.33	31.82	21.62	2.38	32.48	22.73	2.40	34.45	21.89	2.47	35.76	21.28	2.52
	77.0	27.87	20.40	2.43	29.18	20.07	2.47	30.50	21.02	2.52	31.15	22.15	2.54	33.12	21.38	2.61	34.44	20.82	2.65
	86.0	26.54	19.73	2.58	27.86	19.44	2.62	29.17	20.43	2.67	29.83	21.59	2.69	31.80	20.88	2.76	33.11	20.36	2.80
	89.6	26.01	19.46	2.64	27.33	19.19	2.69	28.64	20.20	2.73	29.30	21.36	2.75	31.27	20.68	2.82	32.58	20.18	2.87
	95.0	25.22	19.07	2.74	26.53	18.82	2.78	27.84	19.85	2.83	28.50	21.03	2.85	30.47	20.38	2.92	31.60	19.85	2.93
	104.0	23.43	18.19	2.74	24.55	17.91	2.74	25.65	18.91	2.74	26.19	20.07	2.74	27.77	19.40	2.74	28.79	18.92	2.74
	109.4	22.18	17.59	2.62	23.25	17.32	2.62	24.29	18.34	2.62	24.80	19.51	2.62	26.31	18.88	2.62	27.29	18.43	2.62
	114.8	19.44	16.29	2.11	20.29	16.01	2.11	21.13	17.04	2.11	21.54	18.22	2.11	22.74	17.63	2.11	23.53	17.23	2.11

Combination (Capacity)	Outdoor air temp. EDB	Indoor air temp.:EWB																		
		57.2			60.8			64.4			67			71.6			75.2		
		TC	SHC	PI	TC	SHC	PI	TC	SHC	PI	TC	SHC	PI	TC	SHC	PI	TC	SHC	PI
		kBtu/h	kBtu/h	kW	kBtu/h	kBtu/h	kW	kBtu/h	kBtu/h	kW	kBtu/h	kBtu/h	kW	kBtu/h	kBtu/h	kW	kBtu/h	kBtu/h	kW
FDXS09L + FTXS18L	68.0	29.20	22.14	2.04	30.51	21.75	2.08	31.82	22.88	2.12	32.48	24.22	2.14	34.45	23.38	2.20	35.76	22.79	2.24
	77.0	27.87	21.49	2.16	29.18	21.14	2.20	30.50	22.31	2.24	31.15	23.67	2.26	33.12	22.90	2.32	34.44	22.35	2.37
	86.0	26.54	20.84	2.30	27.86	20.54	2.34	29.17	21.75	2.38	29.83	23.13	2.40	31.80	22.42	2.46	33.11	21.91	2.50
	89.6	26.01	20.59	2.35	27.33	20.30	2.39	28.64	21.53	2.43	29.30	22.91	2.45	31.27	22.23	2.52	32.58	21.74	2.56
	95.0	25.22	20.20	2.44	26.53	19.94	2.48	27.84	21.20	2.52	28.50	22.59	2.54	30.47	21.95	2.60	31.78	21.48	2.64
	104.0	23.89	19.58	2.60	25.20	19.35	2.64	26.52	20.65	2.68	27.17	22.07	2.70	29.03	21.44	2.74	30.12	20.95	2.74
	109.4	22.86	19.09	2.62	24.00	18.82	2.62	25.11	20.07	2.62	25.66	21.47	2.62	27.27	20.83	2.62	28.31	20.38	2.62
	114.8	19.79	17.68	2.11	20.71	17.41	2.11	21.60	18.67	2.11	22.03	20.08	2.11	23.32	19.49	2.11	24.15	19.10	2.11
FDXS09L + CDXS18L	68.0	27.66	19.83	2.16	28.91	19.48	2.20	30.15	20.31	2.25	30.77	21.33	2.27	32.64	20.53	2.33	33.88	19.95	2.38
	77.0	26.40	19.18	2.29	27.65	18.87	2.33	28.89	19.74	2.38	29.51	20.78	2.40	31.38	20.04	2.46	32.62	19.51	2.51
	86.0	25.15	18.54	2.43	26.39	18.27	2.47	27.64	19.18	2.52	28.26	20.24	2.54	30.12	19.56	2.60	31.37	19.07	2.65
	89.6	24.64	18.28	2.49	25.89	18.03	2.53	27.13	18.95	2.58	27.75	20.02	2.60	29.62	19.37	2.66	30.86	18.90	2.71
	95.0	23.89	17.91	2.59	25.13	17.67	2.63	26.38	18.62	2.67	27.00	19.70	2.69	28.87	19.09	2.76	30.11	18.64	2.80
	104.0	22.60	17.27	2.74	23.71	17.01	2.74	24.79	17.94	2.74	25.33	19.01	2.74	26.89	18.36	2.74	27.91	17.90	2.74
	109.4	21.34	16.65	2.62	22.40	16.41	2.62	23.43	17.36	2.62	23.94	18.44	2.62	25.43	17.84	2.62	26.40	17.40	2.62
	114.8	18.73	15.41	2.11	19.58	15.15	2.11	20.40	16.10	2.11	20.81	17.19	2.11	22.00	16.63	2.11	22.78	16.24	2.11
FTXS12L + FTXS12L	68.0	29.51	20.77	2.26	30.83	20.40	2.31	32.16	21.19	2.35	32.82	22.19	2.38	34.81	21.34	2.45	36.14	20.72	2.49
	77.0	28.16	20.06	2.40	29.49	19.73	2.45	30.82	20.57	2.49	31.48	21.59	2.51	33.47	20.80	2.58	34.80	20.23	2.63
	86.0	26.82	19.36	2.55	28.15	19.07	2.59	29.48	19.96	2.64	30.14	21.00	2.66	32.13	20.28	2.73	33.46	19.75	2.77
	89.6	26.29	19.08	2.61	27.61	18.81	2.66	28.94	19.72	2.70	29.60	20.77	2.72	31.59	20.07	2.79	32.92	19.56	2.84
	95.0	25.48	18.67	2.71	26.81	18.43	2.76	28.14	19.36	2.80	28.80	20.42	2.82	30.79	19.77	2.89	32.08	19.27	2.93
	104.0	23.73	17.79	2.74	24.87	17.51	2.74	25.99	18.41	2.74	26.53	19.45	2.74	28.14	18.77	2.74	29.17	18.27	2.74
	109.4	22.43	17.15	2.62	23.52	16.88	2.62	24.58	17.80	2.62	25.10	18.86	2.62	26.62	18.21	2.62	27.61	17.75	2.62
	114.8	19.62	15.78	2.11	20.48	15.51	2.11	21.33	16.43	2.11	21.74	17.50	2.11	22.96	16.91	2.11	23.76	16.49	2.11
FDXS12L + FTXS12L	68.0	27.26	19.12	2.20	29.12	19.10	2.34	30.37	19.81	2.39	31.00	20.71	2.41	32.88	19.90	2.48	34.13	19.31	2.53
	77.0	26.60	18.77	2.43	27.85	18.46	2.48	29.11	19.22	2.53	29.73	20.14	2.55	31.61	19.39	2.62	32.87	18.85	2.66
	86.0	25.33	18.10	2.59	26.59	17.83	2.63	27.84	18.63	2.68	28.47	19.57	2.70	30.35	18.89	2.77	31.60	18.39	2.81
	89.6	24.83	17.84	2.65	26.08	17.59	2.70	27.33	18.40	2.74	27.96	19.35	2.76	29.84	18.69	2.83	31.09	18.21	2.88
	95.0	24.07	17.44	2.75	25.32	17.22	2.79	26.57	18.05	2.84	27.20	19.02	2.86	29.06	18.39	2.93	30.12	17.87	2.93
	104.0	22.39	16.59	2.74	23.47	16.33	2.74	24.53	17.14	2.74	25.05	18.09	2.74	26.57	17.44	2.74	27.56	16.98	2.74
	109.4	21.26	16.02	2.62	22.28	15.78	2.62	23.29	16.60	2.62	23.78	17.56	2.62	25.24	16.95	2.62	26.18	16.51	2.62
	114.8	18.75	14.80	2.11	19.57	14.54	2.11	20.38	15.36	2.11	20.77	16.32	2.11	21.94	15.75	2.11	22.69	15.36	2.11
FDXS12L + FDXS12L	68.0	24.59	17.24	1.93	27.30	17.75	2.21	28.47	18.38	2.25	29.06	19.19	2.28	30.82	18.43	2.34	32.00	17.87	2.38
	77.0	24.59	17.24	2.24	26.11	17.15	2.34	27.29	17.82	2.39	27.87	18.64	2.41	29.64	17.94	2.47	30.81	17.43	2.51
	86.0	23.75	16.80	2.44	24.93	16.55	2.48	26.10	17.26	2.53	26.69	18.10	2.55	28.45	17.47	2.61	29.62	16.99	2.66
	89.6	23.28	16.55	2.50	24.45	16.32	2.54	25.62	17.04	2.59	26.21	17.89	2.61	27.97	17.28	2.67	29.15	16.82	2.72
	95.0	22.56	16.18	2.59	23.74	15.97	2.64	24.91	16.71	2.68	25.50	17.57	2.70	27.26	17.00	2.77	28.44	16.56	2.81
	104.0	21.32	15.54	2.74	22.39	15.31	2.74	23.42	16.04	2.74	23.93	16.89	2.74	25.43	16.29	2.74	26.40	15.84	2.74
	109.4	20.21	14.97	2.62	21.22	14.76	2.62	22.21	15.50	2.62	22.69	16.36	2.62	24.12	15.79	2.62	25.04	15.37	2.62
	114.8	17.89	13.82	2.11	18.70	13.58	2.11	19.49	14.32	2.11	19.87	15.18	2.11	21.01	14.65	2.11	21.75	14.27	2.11
FTXS12L + FTXS15L	68.0	30.74	23.26	2.16	32.12	22.85	2.20	33.50	24.03	2.25	34.19	25.43	2.27	36.26	24.55	2.33	37.65	23.92	2.38
	77.0	29.34	22.57	2.29	30.72	22.21	2.33	32.10	23.43	2.38	32.79	24.85	2.40	34.87	24.04	2.46	36.25	23.46	2.51
	86.0	27.94	21.89	2.43	29.32	21.57	2.47	30.71	22.84	2.52	31.40	24.28	2.54	33.47	23.53	2.60	34.85	23.00	2.65
	89.6	27.38	21.62	2.49	28.76	21.32	2.53	30.15	22.60	2.58	30.84	24.05	2.60	32.91	23.33	2.66	34.29	22.82	2.71
	95.0	26.54	21.22	2.59	27.93	20.94	2.63	29.31	22.25	2.67	30.00	23.72	2.69	32.07	23.03	2.76	33.46	22.55	2.80
	104.0	25.10	20.53	2.74	26.31	20.22	2.74	27.49	21.50	2.74	28.07	22.95	2.74	29.76	22.22	2.74	30.86	21.72	2.74
	109.4	23.57	19.82	2.62	24.72	19.53	2.62	25.85	20.83	2.62	26.40	22.29	2.62	28.02	21.62	2.62	29.06	21.15	2.62
	114.8	20.41	18.36	2.11	21.32	18.07	2.11	22.22	19.39	2.11	22.66	20.86	2.11	23.95	20.25	2.11	24.79	19.84	2.11

Combination (Capacity)	Outdoor air temp. EDB	Indoor air temp.:EWB																		
		57.2			60.8			64.4			67			71.6			75.2		
		TC	SHC	PI	TC	SHC	PI	TC	SHC	PI	TC	SHC	PI	TC	SHC	PI	TC	SHC	PI
		kBtu/h	kBtu/h	kW	kBtu/h	kBtu/h	kW	kBtu/h	kBtu/h	kW	kBtu/h	kBtu/h	kW	kBtu/h	kBtu/h	kW	kBtu/h	kBtu/h	kW
FTXS12L + CDXS15L	68.0	29.20	21.06	2.25	30.51	20.69	2.29	31.82	21.59	2.34	32.48	22.70	2.36	34.45	21.86	2.43	35.76	21.25	2.47
	77.0	27.87	20.38	2.38	29.18	20.05	2.43	30.50	21.00	2.47	31.15	22.12	2.50	33.12	21.35	2.56	34.44	20.79	2.61
	86.0	26.54	19.71	2.53	27.86	19.42	2.58	29.17	20.41	2.62	29.83	21.56	2.64	31.80	20.85	2.71	33.11	20.33	2.76
	89.6	26.01	19.44	2.59	27.33	19.17	2.64	28.64	20.17	2.68	29.30	21.33	2.71	31.27	20.65	2.77	32.58	20.15	2.82
	95.0	25.22	19.05	2.69	26.53	18.80	2.74	27.84	19.83	2.78	28.50	21.00	2.80	30.47	20.35	2.87	31.78	19.88	2.91
	104.0	23.54	18.22	2.74	24.68	17.94	2.74	25.79	18.94	2.74	26.33	20.10	2.74	27.93	19.42	2.74	28.96	18.94	2.74
	109.4	22.25	17.60	2.62	23.33	17.33	2.62	24.38	18.35	2.62	24.90	19.52	2.62	26.42	18.89	2.62	27.41	18.43	2.62
	114.8	19.47	16.28	2.11	20.33	16.00	2.11	21.17	17.03	2.11	21.59	18.21	2.11	22.80	17.62	2.11	23.59	17.22	2.11
FDXS12L + FTXS15L	68.0	29.20	21.96	2.09	30.51	21.57	2.13	31.82	22.66	2.17	32.48	23.96	2.19	34.45	23.13	2.25	35.76	22.53	2.30
	77.0	27.87	21.30	2.21	29.18	20.96	2.26	30.50	22.09	2.30	31.15	23.41	2.32	33.12	22.64	2.38	34.44	22.09	2.42
	86.0	26.54	20.65	2.35	27.86	20.35	2.39	29.17	21.53	2.43	29.83	22.87	2.45	31.80	22.16	2.52	33.11	21.65	2.56
	89.6	26.01	20.39	2.41	27.33	20.11	2.45	28.64	21.30	2.49	29.30	22.65	2.51	31.27	21.97	2.57	32.58	21.48	2.62
	95.0	25.22	20.01	2.50	26.53	19.75	2.54	27.84	20.97	2.58	28.50	22.33	2.60	30.47	21.68	2.67	31.78	21.22	2.71
	104.0	23.89	19.38	2.66	25.20	19.16	2.70	26.50	20.41	2.74	27.06	21.75	2.74	28.73	21.07	2.74	29.80	20.58	2.74
	109.4	22.68	18.81	2.62	23.81	18.54	2.62	24.91	19.75	2.62	25.45	21.12	2.62	27.03	20.48	2.62	28.06	20.03	2.62
	114.8	19.69	17.43	2.11	20.59	17.15	2.11	21.47	18.38	2.11	21.90	19.75	2.11	23.17	19.17	2.11	23.99	18.77	2.11
FDXS12L + CDXS15L	68.0	27.66	19.78	2.18	28.91	19.43	2.22	30.15	20.24	2.26	30.77	21.25	2.28	32.64	20.45	2.35	33.88	19.88	2.39
	77.0	26.40	19.13	2.31	27.65	18.81	2.35	28.89	19.67	2.39	29.51	20.70	2.42	31.38	19.97	2.48	32.62	19.43	2.52
	86.0	25.15	18.48	2.45	26.39	18.21	2.49	27.64	19.11	2.54	28.26	20.16	2.56	30.12	19.49	2.62	31.37	19.00	2.67
	89.6	24.64	18.23	2.51	25.89	17.97	2.55	27.13	18.89	2.60	27.75	19.95	2.62	29.62	19.30	2.68	30.86	18.82	2.73
	95.0	23.89	17.85	2.60	25.13	17.62	2.65	26.38	18.56	2.69	27.00	19.63	2.71	28.87	19.01	2.78	30.11	18.56	2.82
	104.0	22.54	17.18	2.74	23.65	16.93	2.74	24.73	17.84	2.74	25.27	18.90	2.74	26.82	18.26	2.74	27.83	17.80	2.74
	109.4	21.31	16.58	2.62	22.36	16.34	2.62	23.39	17.27	2.62	23.90	18.34	2.62	25.38	17.74	2.62	26.34	17.30	2.62
	114.8	18.72	15.34	2.11	19.56	15.08	2.11	20.38	16.02	2.11	20.78	17.09	2.11	21.97	16.53	2.11	22.74	16.15	2.11
FTXS12L + FTXS18L	68.0	30.74	23.38	2.17	32.12	22.98	2.21	33.50	24.18	2.25	34.19	25.60	2.28	36.26	24.72	2.34	37.65	24.10	2.38
	77.0	29.34	22.70	2.30	30.72	22.33	2.34	32.10	23.58	2.39	32.79	25.03	2.41	34.87	24.21	2.47	36.25	23.64	2.51
	86.0	27.94	22.02	2.44	29.32	21.70	2.48	30.71	22.99	2.53	31.40	24.46	2.55	33.47	23.71	2.61	34.85	23.18	2.66
	89.6	27.38	21.75	2.50	28.76	21.45	2.54	30.15	22.76	2.59	30.84	24.23	2.61	32.91	23.51	2.67	34.29	23.00	2.72
	95.0	26.54	21.35	2.59	27.93	21.07	2.64	29.31	22.41	2.68	30.00	23.90	2.70	32.07	23.22	2.77	33.46	22.73	2.81
	104.0	25.06	20.65	2.74	26.27	20.34	2.74	27.45	21.64	2.74	28.03	23.11	2.74	29.72	22.39	2.74	30.82	21.89	2.74
	109.4	23.55	19.94	2.62	24.70	19.65	2.62	25.82	20.98	2.62	26.37	22.47	2.62	27.98	21.80	2.62	29.03	21.33	2.62
	114.8	20.39	18.50	2.11	21.31	18.20	2.11	22.20	19.54	2.11	22.64	21.04	2.11	23.93	20.44	2.11	24.77	20.03	2.11
FTXS12L + CDXS18L	68.0	29.20	21.06	2.29	30.51	20.69	2.33	31.82	21.59	2.38	32.48	22.70	2.40	34.45	21.86	2.47	35.76	21.25	2.52
	77.0	27.87	20.38	2.43	29.18	20.05	2.47	30.50	21.00	2.52	31.15	22.12	2.54	33.12	21.35	2.61	34.44	20.79	2.65
	86.0	26.54	19.71	2.58	27.86	19.42	2.62	29.17	20.41	2.67	29.83	21.56	2.69	31.80	20.85	2.76	33.11	20.33	2.80
	89.6	26.01	19.44	2.64	27.33	19.17	2.69	28.64	20.17	2.73	29.30	21.33	2.75	31.27	20.65	2.82	32.58	20.15	2.87
	95.0	25.22	19.05	2.74	26.53	18.80	2.78	27.84	19.83	2.83	28.50	21.00	2.85	30.47	20.35	2.92	31.60	19.82	2.93
	104.0	23.43	18.17	2.74	24.55	17.89	2.74	25.65	18.89	2.74	26.19	20.04	2.74	27.77	19.37	2.74	28.79	18.88	2.74
	109.4	22.18	17.56	2.62	23.25	17.29	2.62	24.29	18.31	2.62	24.80	19.48	2.62	26.31	18.85	2.62	27.29	18.39	2.62
	114.8	19.44	16.26	2.11	20.29	15.99	2.11	21.13	17.01	2.11	21.54	18.19	2.11	22.74	17.60	2.11	23.53	17.20	2.11
FDXS12L + FTXS18L	68.0	29.20	22.08	2.04	30.51	21.70	2.08	31.82	22.81	2.12	32.48	24.14	2.14	34.45	23.30	2.20	35.76	22.71	2.24
	77.0	27.87	21.43	2.16	29.18	21.08	2.20	30.50	22.24	2.24	31.15	23.59	2.26	33.12	22.82	2.32	34.44	22.27	2.37
	86.0	26.54	20.78	2.30	27.86	20.48	2.34	29.17	21.68	2.38	29.83	23.05	2.40	31.80	22.34	2.46	33.11	21.83	2.50
	89.6	26.01	20.53	2.35	27.33	20.24	2.39	28.64	21.46	2.43	29.30	22.83	2.45	31.27	22.15	2.52	32.58	21.66	2.56
	95.0	25.22	20.14	2.44	26.53	19.88	2.48	27.84	21.12	2.52	28.50	22.51	2.54	30.47	21.86	2.60	31.78	21.40	2.64
	104.0	23.89	19.51	2.60	25.20	19.29	2.64	26.52	20.57	2.68	27.17	21.98	2.70	29.03	21.36	2.74	30.12	20.87	2.74
	109.4	22.86	19.03	2.62	24.00	18.76	2.62	25.11	20.00	2.62	25.66	21.39	2.62	27.27	20.75	2.62	28.31	20.29	2.62
	114.8	19.79	17.61	2.11	20.71	17.34	2.11	21.60	18.59	2.11	22.03	19.99	2.11	23.32	19.41	2.11	24.15	19.01	2.11

Combination (Capacity)	Outdoor air temp. EDB	Indoor air temp.:EWB																	
		57.2			60.8			64.4			67			71.6			75.2		
		TC	SHC	PI	TC	SHC	PI	TC	SHC	PI	TC	SHC	PI	TC	SHC	PI	TC	SHC	PI
		kBtu/h	kBtu/h	kW	kBtu/h	kBtu/h	kW	kBtu/h	kBtu/h	kW	kBtu/h	kBtu/h	kW	kBtu/h	kBtu/h	kW	kBtu/h	kBtu/h	kW
FDXS12L + CDXS18L	68.0	27.66	19.78	2.16	28.91	19.43	2.20	30.15	20.24	2.25	30.77	21.25	2.27	32.64	20.45	2.33	33.88	19.88	2.38
	77.0	26.40	19.13	2.29	27.65	18.81	2.33	28.89	19.67	2.38	29.51	20.70	2.40	31.38	19.97	2.46	32.62	19.43	2.51
	86.0	25.15	18.48	2.43	26.39	18.21	2.47	27.64	19.11	2.52	28.26	20.16	2.54	30.12	19.49	2.60	31.37	19.00	2.65
	89.6	24.64	18.23	2.49	25.89	17.97	2.53	27.13	18.89	2.58	27.75	19.95	2.60	29.62	19.30	2.66	30.86	18.82	2.71
	95.0	23.89	17.85	2.59	25.13	17.62	2.63	26.38	18.56	2.67	27.00	19.63	2.69	28.87	19.01	2.76	30.11	18.56	2.80
	104.0	22.60	17.21	2.74	23.71	16.95	2.74	24.79	17.87	2.74	25.33	18.93	2.74	26.89	18.28	2.74	27.91	17.82	2.74
	109.4	21.34	16.59	2.62	22.40	16.35	2.62	23.43	17.29	2.62	23.94	18.36	2.62	25.43	17.75	2.62	26.40	17.32	2.62
	114.8	18.73	15.35	2.11	19.58	15.09	2.11	20.40	16.03	2.11	20.81	17.10	2.11	22.00	16.54	2.11	22.78	16.16	2.11
FTXS15L + FTXS15L	68.0	30.74	25.35	1.89	32.12	24.93	1.92	33.50	26.51	1.96	34.19	28.32	1.98	36.26	27.44	2.04	37.65	26.84	2.08
	77.0	29.34	24.70	2.00	30.72	24.32	2.04	32.10	25.94	2.08	32.79	27.77	2.09	34.87	26.96	2.15	36.25	26.40	2.19
	86.0	27.94	24.05	2.12	29.32	23.72	2.16	30.71	25.38	2.20	31.40	27.23	2.22	33.47	26.48	2.27	34.85	25.97	2.31
	89.6	27.38	23.80	2.18	28.76	23.48	2.21	30.15	25.16	2.25	30.84	27.02	2.27	32.91	26.30	2.33	34.29	25.79	2.36
	95.0	26.54	23.41	2.26	27.93	23.12	2.30	29.31	24.82	2.33	30.00	26.70	2.35	32.07	26.01	2.41	33.46	25.54	2.45
	104.0	25.15	22.78	2.40	26.53	22.52	2.44	27.91	24.27	2.48	28.60	26.17	2.50	30.68	25.55	2.55	32.06	25.11	2.59
	109.4	24.31	22.40	2.49	25.69	22.17	2.53	27.07	23.94	2.57	27.76	25.85	2.59	29.70	25.22	2.62	30.84	24.74	2.62
	114.8	21.21	21.02	2.11	22.21	20.72	2.11	23.18	22.44	2.11	23.66	23.66	2.11	25.07	23.71	2.11	25.98	23.30	2.11
CDXS15L + FTXS15L	68.0	29.20	23.04	1.98	30.51	22.65	2.02	31.82	23.95	2.06	32.48	25.47	2.08	34.45	24.63	2.14	35.76	24.05	2.18
	77.0	27.87	22.41	2.10	29.18	22.05	2.14	30.50	23.40	2.18	31.15	24.94	2.20	33.12	24.16	2.26	34.44	23.62	2.30
	86.0	26.54	21.78	2.23	27.86	21.47	2.27	29.17	22.85	2.31	29.83	24.41	2.33	31.80	23.70	2.39	33.11	23.20	2.43
	89.6	26.01	21.53	2.29	27.33	21.23	2.33	28.64	22.63	2.37	29.30	24.20	2.39	31.27	23.52	2.45	32.58	23.03	2.49
	95.0	25.22	21.16	2.37	26.53	20.88	2.41	27.84	22.31	2.45	28.50	23.89	2.47	30.47	23.24	2.53	31.78	22.78	2.57
	104.0	23.89	20.54	2.53	25.20	20.31	2.57	26.52	21.78	2.60	27.17	23.37	2.62	29.14	22.79	2.68	30.46	22.37	2.72
	109.4	23.09	20.17	2.62	24.26	19.90	2.62	25.39	21.33	2.62	25.95	22.90	2.62	27.58	22.26	2.62	28.64	21.81	2.62
	114.8	19.94	18.74	2.11	20.87	18.47	2.11	21.77	19.91	2.11	22.22	21.50	2.11	23.52	20.91	2.11	24.37	20.52	2.11
CDXS15L + CDXS15L	68.0	27.66	20.78	2.07	28.91	20.41	2.11	30.15	21.44	2.15	30.77	22.67	2.17	32.64	21.88	2.24	33.88	21.31	2.28
	77.0	26.40	20.15	2.20	27.65	19.83	2.24	28.89	20.90	2.28	29.51	22.15	2.30	31.38	21.41	2.36	32.62	20.89	2.40
	86.0	25.15	19.54	2.33	26.39	19.26	2.37	27.64	20.36	2.41	28.26	21.63	2.44	30.12	20.96	2.50	31.37	20.48	2.54
	89.6	24.64	19.30	2.39	25.89	19.03	2.43	27.13	20.15	2.47	27.75	21.43	2.49	29.62	20.78	2.56	30.86	20.31	2.60
	95.0	23.89	18.93	2.48	25.13	18.69	2.52	26.38	19.83	2.56	27.00	21.12	2.58	28.87	20.51	2.64	30.11	20.07	2.69
	104.0	22.63	18.33	2.64	23.88	18.12	2.68	25.12	19.31	2.72	25.73	20.61	2.74	27.33	19.96	2.74	28.36	19.50	2.74
	109.4	21.57	17.83	2.62	22.66	17.59	2.62	23.71	18.73	2.62	24.23	20.02	2.62	25.76	19.42	2.62	26.75	18.99	2.62
	114.8	18.85	16.57	2.11	19.72	16.31	2.11	20.56	17.46	2.11	20.98	18.76	2.11	22.20	18.20	2.11	22.99	17.82	2.11
FTXS15L + FTXS18L	68.0	30.74	25.49	1.89	32.12	25.07	1.92	33.50	26.67	1.96	34.19	28.50	1.98	36.26	27.63	2.04	37.65	27.02	2.08
	77.0	29.34	24.84	2.00	30.72	24.46	2.04	32.10	26.10	2.08	32.79	27.96	2.09	34.87	27.15	2.15	36.25	26.59	2.19
	86.0	27.94	24.19	2.12	29.32	23.85	2.16	30.71	25.54	2.20	31.40	27.42	2.22	33.47	26.67	2.27	34.85	26.15	2.31
	89.6	27.38	23.94	2.18	28.76	23.61	2.21	30.15	25.32	2.25	30.84	27.21	2.27	32.91	26.48	2.33	34.29	25.98	2.36
	95.0	26.54	23.55	2.26	27.93	23.26	2.30	29.31	24.99	2.33	30.00	26.89	2.35	32.07	26.20	2.41	33.46	25.73	2.45
	104.0	25.15	22.92	2.40	26.53	22.66	2.44	27.91	24.44	2.48	28.60	26.36	2.50	30.68	25.74	2.55	32.06	25.30	2.59
	109.4	24.31	22.54	2.49	25.69	22.31	2.53	27.07	24.11	2.57	27.76	26.04	2.59	29.70	25.41	2.62	30.84	24.93	2.62
	114.8	21.21	21.16	2.11	22.21	20.87	2.11	23.18	22.61	2.11	23.66	23.66	2.11	25.07	23.91	2.11	25.98	23.49	2.11
FTXS15L + CDXS18L	68.0	29.20	23.04	1.98	30.51	22.65	2.01	31.82	23.95	2.05	32.48	25.47	2.07	34.45	24.63	2.13	35.76	24.05	2.17
	77.0	27.87	22.41	2.09	29.18	22.05	2.13	30.50	23.40	2.17	31.15	24.94	2.19	33.12	24.16	2.25	34.44	23.62	2.29
	86.0	26.54	21.78	2.22	27.86	21.47	2.26	29.17	22.85	2.30	29.83	24.41	2.32	31.80	23.70	2.38	33.11	23.20	2.42
	89.6	26.01	21.53	2.28	27.33	21.23	2.32	28.64	22.63	2.36	29.30	24.20	2.38	31.27	23.52	2.44	32.58	23.03	2.48
	95.0	25.22	21.16	2.36	26.53	20.88	2.40	27.84	22.31	2.44	28.50	23.89	2.46	30.47	23.24	2.52	31.78	22.78	2.56
	104.0	23.89	20.54	2.52	25.20	20.31	2.55	26.52	21.78	2.59	27.17	23.37	2.61	29.14	22.79	2.67	30.46	22.37	2.71
	109.4	23.09	20.17	2.61	24.30	19.92	2.62	25.44	21.34	2.62	25.99	22.92	2.62	27.63	22.27	2.62	28.69	21.82	2.62
	114.8	19.96	18.76	2.11	20.89	18.48	2.11	21.80	19.92	2.11	22.25	21.51	2.11	23.55	20.92	2.11	24.40	20.53	2.11

Combination (Capacity)	Outdoor air temp. EDB	Indoor air temp.:EWB																		
		57.2			60.8			64.4			67			71.6			75.2		
		TC	SHC	PI	TC	SHC	PI	TC	SHC	PI	TC	SHC	PI	TC	SHC	PI	TC	SHC	PI
		kBtu/h	kBtu/h	kW	kBtu/h	kBtu/h	kW	kBtu/h	kBtu/h	kW	kBtu/h	kBtu/h	kW	kBtu/h	kBtu/h	kW	kBtu/h	kBtu/h	kW
CDXS15L + FTXS18L	68.0	29.20	23.17	1.98	30.51	22.78	2.02	31.82	24.11	2.06	32.48	25.65	2.08	34.45	24.81	2.14	35.76	24.23	2.18
	77.0	27.87	22.54	2.10	29.18	22.19	2.14	30.50	23.56	2.18	31.15	25.12	2.20	33.12	24.35	2.26	34.44	23.81	2.30
	86.0	26.54	21.91	2.23	27.86	21.60	2.27	29.17	23.01	2.31	29.83	24.59	2.33	31.80	23.89	2.39	33.11	23.39	2.43
	89.6	26.01	21.66	2.29	27.33	21.37	2.33	28.64	22.79	2.37	29.30	24.39	2.39	31.27	23.70	2.45	32.58	23.22	2.49
	95.0	25.22	21.29	2.37	26.53	21.02	2.41	27.84	22.47	2.45	28.50	24.08	2.47	30.47	23.43	2.53	31.78	22.97	2.57
	104.0	23.89	20.68	2.53	25.20	20.45	2.57	26.52	21.94	2.60	27.17	23.56	2.62	29.14	22.97	2.68	30.46	22.56	2.72
	109.4	23.09	20.31	2.62	24.26	20.04	2.62	25.39	21.49	2.62	25.95	23.09	2.62	27.58	22.45	2.62	28.64	22.00	2.62
	114.8	19.94	18.89	2.11	20.87	18.61	2.11	21.77	20.07	2.11	22.22	21.69	2.11	23.52	21.11	2.11	24.37	20.71	2.11
CDXS15L + CDXS18L	68.0	27.66	20.78	2.06	28.91	20.41	2.10	30.15	21.44	2.15	30.77	22.67	2.17	32.64	21.88	2.23	33.88	21.31	2.27
	77.0	26.40	20.15	2.19	27.65	19.83	2.23	28.89	20.90	2.27	29.51	22.15	2.29	31.38	21.41	2.35	32.62	20.89	2.39
	86.0	25.15	19.54	2.32	26.39	19.26	2.36	27.64	20.36	2.41	28.26	21.63	2.43	30.12	20.96	2.49	31.37	20.48	2.53
	89.6	24.64	19.30	2.38	25.89	19.03	2.42	27.13	20.15	2.46	27.75	21.43	2.48	29.62	20.78	2.55	30.86	20.31	2.59
	95.0	23.89	18.93	2.47	25.13	18.69	2.51	26.38	19.83	2.55	27.00	21.12	2.57	28.87	20.51	2.63	30.11	20.07	2.68
	104.0	22.63	18.33	2.63	23.88	18.12	2.67	25.12	19.31	2.71	25.74	20.62	2.73	27.37	19.98	2.74	28.41	19.52	2.74
	109.4	21.60	17.84	2.62	22.68	17.60	2.62	23.74	18.74	2.62	24.27	20.03	2.62	25.79	19.43	2.62	26.78	19.00	2.62
	114.8	18.86	16.58	2.11	19.73	16.32	2.11	20.58	17.47	2.11	21.00	18.77	2.11	22.22	18.21	2.11	23.01	17.83	2.11
FTXS18L + FTXS18L	68.0	30.74	25.63	1.90	32.12	25.20	1.93	33.50	26.83	1.97	34.19	28.69	1.99	36.26	27.81	2.05	37.65	27.21	2.08
	77.0	29.34	24.98	2.01	30.72	24.59	2.05	32.10	26.27	2.08	32.79	28.15	2.10	34.87	27.33	2.16	36.25	26.78	2.20
	86.0	27.94	24.33	2.13	29.32	23.99	2.17	30.71	25.71	2.21	31.40	27.61	2.23	33.47	26.86	2.28	34.85	26.34	2.32
	89.6	27.38	24.08	2.19	28.76	23.75	2.22	30.15	25.48	2.26	30.84	27.39	2.28	32.91	26.67	2.34	34.29	26.17	2.37
	95.0	26.54	23.69	2.27	27.93	23.40	2.31	29.31	25.15	2.34	30.00	27.08	2.36	32.07	26.39	2.42	33.46	25.92	2.46
	104.0	25.15	23.06	2.41	26.53	22.81	2.45	27.91	24.60	2.49	28.60	26.55	2.51	30.68	25.93	2.56	32.06	25.49	2.60
	109.4	24.31	22.69	2.50	25.69	22.45	2.54	27.07	24.28	2.58	27.76	26.23	2.60	29.64	25.58	2.62	30.77	25.10	2.62
	114.8	21.17	21.17	2.11	22.17	21.00	2.11	23.14	22.77	2.11	23.62	23.62	2.11	25.02	24.09	2.11	25.93	23.67	2.11
CDXS18L + FTXS18L	68.0	29.20	23.17	1.98	30.51	22.78	2.01	31.82	24.11	2.05	32.48	25.65	2.07	34.45	24.81	2.13	35.76	24.23	2.17
	77.0	27.87	22.54	2.09	29.18	22.19	2.13	30.50	23.56	2.17	31.15	25.12	2.19	33.12	24.35	2.25	34.44	23.81	2.29
	86.0	26.54	21.91	2.22	27.86	21.60	2.26	29.17	23.01	2.30	29.83	24.59	2.32	31.80	23.89	2.38	33.11	23.39	2.42
	89.6	26.01	21.66	2.28	27.33	21.37	2.32	28.64	22.79	2.36	29.30	24.39	2.38	31.27	23.70	2.44	32.58	23.22	2.48
	95.0	25.22	21.29	2.36	26.53	21.02	2.40	27.84	22.47	2.44	28.50	24.08	2.46	30.47	23.43	2.52	31.78	22.97	2.56
	104.0	23.89	20.68	2.52	25.20	20.45	2.55	26.52	21.94	2.59	27.17	23.56	2.61	29.14	22.97	2.67	30.46	22.56	2.71
	109.4	23.09	20.31	2.61	24.30	20.06	2.62	25.44	21.51	2.62	25.99	23.11	2.62	27.63	22.46	2.62	28.69	22.01	2.62
	114.8	19.96	18.90	2.11	20.89	18.62	2.11	21.80	20.08	2.11	22.25	21.70	2.11	23.55	21.12	2.11	24.40	20.72	2.11
CDXS18L + CDXS18L	68.0	27.66	20.78	2.06	28.91	20.41	2.10	30.15	21.44	2.14	30.77	22.67	2.16	32.64	21.88	2.22	33.88	21.31	2.26
	77.0	26.40	20.15	2.18	27.65	19.83	2.22	28.89	20.90	2.26	29.51	22.15	2.28	31.38	21.41	2.34	32.62	20.89	2.38
	86.0	25.15	19.54	2.31	26.39	19.26	2.36	27.64	20.36	2.40	28.26	21.63	2.42	30.12	20.96	2.48	31.37	20.48	2.52
	89.6	24.64	19.30	2.37	25.89	19.03	2.41	27.13	20.15	2.45	27.75	21.43	2.47	29.62	20.78	2.54	30.86	20.31	2.58
	95.0	23.89	18.93	2.46	25.13	18.69	2.50	26.38	19.83	2.54	27.00	21.12	2.56	28.87	20.51	2.62	30.11	20.07	2.67
	104.0	22.63	18.33	2.62	23.88	18.12	2.66	25.12	19.31	2.70	25.74	20.62	2.72	27.41	19.99	2.74	28.46	19.53	2.74
	109.4	21.62	17.86	2.62	22.71	17.61	2.62	23.77	18.76	2.62	24.30	20.04	2.62	25.83	19.44	2.62	26.82	19.01	2.62
	114.8	18.88	16.58	2.11	19.75	16.33	2.11	20.60	17.48	2.11	21.01	18.77	2.11	22.24	18.22	2.11	23.03	17.84	2.11
CTXS07L + CTXS07L + CTXS07L	68.0	25.82	21.28	1.61	26.98	20.92	1.64	28.14	22.24	1.67	28.72	23.76	1.69	30.46	23.02	1.73	31.62	22.51	1.77
	77.0	24.64	20.73	1.70	25.81	20.41	1.73	26.97	21.77	1.77	27.55	23.30	1.78	29.29	22.62	1.83	30.45	22.15	1.86
	86.0	23.47	20.18	1.81	24.63	19.90	1.84	25.79	21.30	1.87	26.37	22.85	1.89	28.11	22.22	1.94	29.28	21.78	1.97
	89.6	23.00	19.97	1.85	24.16	19.70	1.88	25.32	21.11	1.92	25.90	22.66	1.93	27.65	22.06	1.98	28.81	21.64	2.01
	95.0	22.30	19.65	1.92	23.46	19.40	1.95	24.62	20.83	1.99	25.20	22.40	2.00	26.94	21.82	2.05	28.10	21.42	2.08
	104.0	21.12	19.11	2.04	22.29	18.90	2.08	23.45	20.36	2.11	24.03	21.95	2.12	25.77	21.43	2.17	26.93	21.06	2.20
	109.4	20.42	18.79	2.12	21.58	18.60	2.15	22.74	20.09	2.19	23.32	21.68	2.20	25.06	21.20	2.25	26.23	20.85	2.28
	114.8	19.29	18.29	2.11	20.26	18.05	2.11	21.20	19.49	2.11	21.66	21.06	2.11	23.02	20.52	2.11	23.89	20.15	2.11

Combination (Capacity)	Outdoor air temp. EDB	Indoor air temp.:EWB																	
		57.2			60.8			64.4			67			71.6			75.2		
		TC	SHC	PI	TC	SHC	PI	TC	SHC	PI	TC	SHC	PI	TC	SHC	PI	TC	SHC	PI
		kBtu/h	kBtu/h	kW	kBtu/h	kBtu/h	kW	kBtu/h	kBtu/h	kW	kBtu/h	kBtu/h	kW	kBtu/h	kBtu/h	kW	kBtu/h	kBtu/h	kW
CTXS07L + CTXS07L + CDXS07L	68.0	24.79	20.50	1.56	25.91	20.16	1.59	27.02	21.45	1.62	27.58	22.91	1.64	29.25	22.21	1.68	30.37	21.72	1.71
	77.0	23.67	19.98	1.65	24.78	19.67	1.68	25.90	20.99	1.71	26.45	22.47	1.73	28.13	21.82	1.78	29.24	21.37	1.81
	86.0	22.54	19.46	1.75	23.65	19.18	1.78	24.77	20.54	1.82	25.33	22.04	1.83	27.00	21.44	1.88	28.11	21.02	1.91
	89.6	22.09	19.25	1.80	23.20	18.99	1.83	24.32	20.36	1.86	24.88	21.87	1.87	26.55	21.28	1.92	27.66	20.88	1.95
	95.0	21.41	18.94	1.86	22.53	18.70	1.90	23.64	20.09	1.93	24.20	21.61	1.94	25.87	21.06	1.99	26.99	20.67	2.02
	104.0	20.29	18.43	1.98	21.40	18.22	2.01	22.52	19.64	2.05	23.07	21.18	2.06	24.75	20.68	2.11	25.86	20.33	2.14
	109.4	19.61	18.12	2.06	20.72	17.94	2.09	21.84	19.38	2.12	22.40	20.93	2.14	24.07	20.46	2.18	25.18	20.12	2.21
	114.8	18.82	17.77	2.11	19.77	17.54	2.11	20.70	18.94	2.11	21.16	20.46	2.11	22.49	19.94	2.11	23.36	19.58	2.11
CTXS07L + CDXS07L + CDXS07L	68.0	23.67	19.68	1.41	24.73	19.36	1.44	25.79	20.60	1.47	26.33	22.03	1.48	27.92	21.35	1.53	28.99	20.89	1.55
	77.0	22.59	19.18	1.50	23.65	18.89	1.53	24.72	20.17	1.55	25.25	21.61	1.57	26.85	20.98	1.61	27.91	20.55	1.64
	86.0	21.51	18.69	1.59	22.58	18.43	1.62	23.64	19.74	1.65	24.18	21.19	1.66	25.77	20.62	1.70	26.84	20.22	1.73
	89.6	21.08	18.49	1.63	22.15	18.24	1.66	23.21	19.57	1.69	23.75	21.03	1.70	25.34	20.47	1.74	26.41	20.09	1.77
	95.0	20.44	18.20	1.69	21.50	17.97	1.72	22.57	19.31	1.75	23.10	20.78	1.76	24.70	20.26	1.80	25.76	19.89	1.83
	104.0	19.36	17.71	1.80	20.43	17.51	1.83	21.49	18.89	1.86	22.02	20.37	1.87	23.62	19.90	1.91	24.69	19.56	1.94
	109.4	18.72	17.42	1.87	19.78	17.24	1.90	20.85	18.64	1.92	21.38	20.13	1.94	22.98	19.68	1.98	24.04	19.37	2.01
	114.8	18.07	17.13	1.94	19.14	16.97	1.97	20.20	18.39	2.00	20.73	19.89	2.01	22.33	19.47	2.05	23.39	19.17	2.08
CDXS07L + CDXS07L + CDXS07L	68.0	22.64	18.91	1.37	23.66	18.60	1.40	24.68	19.81	1.43	25.19	21.18	1.44	26.71	20.54	1.48	27.73	20.09	1.59
	77.0	21.61	18.43	1.46	22.63	18.15	1.48	23.65	19.39	1.51	24.16	20.78	1.52	25.69	20.18	1.57	26.70	19.77	1.59
	86.0	20.58	17.96	1.55	21.60	17.71	1.57	22.62	18.98	1.60	23.13	20.39	1.61	24.66	19.84	1.66	25.67	19.46	1.68
	89.6	20.17	17.77	1.58	21.19	17.53	1.61	22.21	18.82	1.64	22.72	20.23	1.65	24.24	19.70	1.69	25.26	19.33	1.72
	95.0	19.55	17.49	1.64	20.57	17.27	1.67	21.59	18.57	1.70	22.10	19.99	1.71	23.63	19.49	1.75	24.65	19.14	1.78
	104.0	18.53	17.03	1.75	19.54	16.84	1.78	20.56	18.17	1.80	21.07	19.61	1.82	22.60	19.15	1.86	23.62	18.83	1.89
	109.4	17.91	16.75	1.81	18.93	16.58	1.84	19.94	17.93	1.87	20.45	19.37	1.88	21.98	18.94	1.92	23.00	18.64	1.95
	114.8	17.29	16.47	1.88	18.31	16.32	1.91	19.33	17.69	1.94	19.84	19.14	1.95	21.36	18.74	1.99	22.38	18.46	2.02
CTXS07L + CTXS07L + FTXS09L	68.0	28.28	22.70	1.90	29.55	22.31	1.93	30.82	23.65	1.97	31.46	25.19	1.99	33.36	24.38	2.05	34.63	23.82	2.08
	77.0	26.99	22.09	2.01	28.26	21.74	2.05	29.53	23.12	2.08	30.17	24.68	2.10	32.08	23.93	2.16	33.35	23.41	2.20
	86.0	25.71	21.48	2.13	26.98	21.18	2.17	28.25	22.59	2.21	28.89	24.17	2.23	30.79	23.49	2.28	32.06	23.01	2.32
	89.6	25.19	21.24	2.19	26.46	20.95	2.22	27.74	22.38	2.26	28.37	23.97	2.28	30.28	23.31	2.34	31.55	22.85	2.37
	95.0	24.42	20.89	2.27	25.69	20.62	2.31	26.96	22.07	2.34	27.60	23.68	2.36	29.51	23.05	2.42	30.78	22.61	2.46
	104.0	23.14	20.29	2.41	24.41	20.07	2.45	25.68	21.56	2.49	26.31	23.18	2.51	28.22	22.61	2.56	29.49	22.21	2.60
	109.4	22.36	19.94	2.50	23.64	19.74	2.54	24.91	21.25	2.58	25.54	22.89	2.60	27.28	22.30	2.62	28.34	21.85	2.62
	114.8	19.65	18.72	2.11	20.58	18.45	2.11	21.49	19.92	2.11	21.93	21.53	2.11	23.24	20.96	2.11	24.09	20.58	2.11
CTXS07L + CTXS07L + FDXS09L	68.0	27.15	21.62	1.84	28.37	21.25	1.88	29.59	22.50	1.91	30.20	23.95	1.93	32.03	23.18	1.99	33.25	22.64	2.02
	77.0	25.92	21.03	1.95	27.14	20.70	1.99	28.36	21.99	2.02	28.97	23.46	2.04	30.80	22.74	2.10	32.02	22.24	2.13
	86.0	24.68	20.45	2.07	25.90	20.16	2.11	27.12	21.49	2.14	27.73	22.97	2.16	29.57	22.31	2.22	30.79	21.85	2.25
	89.6	24.19	20.22	2.12	25.41	19.94	2.16	26.63	21.29	2.19	27.24	22.78	2.21	29.07	22.14	2.27	30.29	21.70	2.30
	95.0	23.45	19.88	2.20	24.67	19.62	2.24	25.89	20.99	2.27	26.50	22.49	2.29	28.33	21.89	2.35	29.55	21.46	2.38
	104.0	22.21	19.31	2.34	23.43	19.09	2.38	24.66	20.49	2.41	25.27	22.02	2.43	27.10	21.47	2.49	28.32	21.08	2.52
	109.4	21.47	18.97	2.43	22.69	18.77	2.47	23.92	20.20	2.50	24.53	21.73	2.52	26.36	21.22	2.58	27.58	20.85	2.61
	114.8	19.13	17.91	2.11	20.05	17.66	2.11	20.94	19.03	2.11	21.38	20.55	2.11	22.68	20.00	2.11	23.51	19.62	2.11
CTXS07L + CDXS07L + FTXS09L	68.0	27.15	21.87	1.84	28.37	21.50	1.88	29.59	22.80	1.91	30.20	24.30	1.93	32.03	23.52	1.99	33.25	22.99	2.02
	77.0	25.92	21.29	1.95	27.14	20.96	1.99	28.36	22.29	2.02	28.97	23.81	2.04	30.80	23.09	2.10	32.02	22.59	2.13
	86.0	24.68	20.71	2.07	25.90	20.42	2.11	27.12	21.79	2.14	27.73	23.33	2.16	29.57	22.67	2.22	30.79	22.21	2.25
	89.6	24.19	20.48	2.12	25.41	20.20	2.16	26.63	21.59	2.19	27.24	23.13	2.21	29.07	22.50	2.27	30.29	22.05	2.30
	95.0	23.45	20.14	2.20	24.67	19.88	2.24	25.89	21.29	2.27	26.50	22.85	2.29	28.33	22.25	2.35	29.55	21.82	2.38
	104.0	22.21	19.57	2.34	23.43	19.35	2.38	24.66	20.80	2.41	25.27	22.37	2.43	27.10	21.83	2.49	28.32	21.44	2.52
	109.4	21.47	19.24	2.43	22.69	19.04	2.47	23.92	20.51	2.50	24.53	22.09	2.52	26.36	21.58	2.58	27.58	21.21	2.61
	114.8	19.13	18.18	2.11	20.05	17.93	2.11	20.94	19.35	2.11	21.38	20.91	2.11	22.68	20.36	2.11	23.51	19.99	2.11

Combination (Capacity)	Outdoor air temp. EDB	Indoor air temp.:EWB																		
		57.2			60.8			64.4			67			71.6			75.2		
		TC	SHC	PI	TC	SHC	PI	TC	SHC	PI	TC	SHC	PI	TC	SHC	PI	TC	SHC	PI
		kBtu/h	kBtu/h	kW	kBtu/h	kBtu/h	kW	kBtu/h	kBtu/h	kW	kBtu/h	kBtu/h	kW	kBtu/h	kBtu/h	kW	kBtu/h	kBtu/h	kW
CDXS07L + CTXS07L + FDXS09L	68.0	26.12	20.85	1.73	27.30	20.49	1.77	28.47	21.70	1.80	29.06	23.11	1.82	30.82	22.36	1.87	32.00	21.84	1.91
	77.0	24.94	20.28	1.84	26.11	19.97	1.87	27.29	21.21	1.91	27.87	22.63	1.93	29.64	21.94	1.98	30.81	21.46	2.01
	86.0	23.75	19.72	1.95	24.93	19.44	1.99	26.10	20.73	2.02	26.69	22.17	2.04	28.45	21.53	2.09	29.62	21.09	2.13
	89.6	23.28	19.50	2.00	24.45	19.24	2.04	25.62	20.53	2.07	26.21	21.98	2.09	27.97	21.37	2.14	29.15	20.94	2.17
	95.0	22.56	19.17	2.08	23.74	18.93	2.11	24.91	20.25	2.15	25.50	21.70	2.16	27.26	21.12	2.21	28.44	20.71	2.25
	104.0	21.38	18.62	2.21	22.55	18.41	2.24	23.73	19.77	2.28	24.31	21.25	2.29	26.07	20.72	2.35	27.25	20.35	2.38
	109.4	20.66	18.30	2.29	21.84	18.11	2.33	23.01	19.49	2.36	23.60	20.97	2.38	25.36	20.48	2.43	26.54	20.13	2.47
	114.8	18.86	17.48	2.11	19.79	17.24	2.11	20.69	18.57	2.11	21.13	20.04	2.11	22.43	19.50	2.11	23.27	19.14	2.11
CDXS07L + CDXS07L + FTXS09L	68.0	26.12	21.10	1.69	27.30	20.74	1.73	28.47	22.00	1.76	29.06	23.45	1.78	30.82	22.71	1.83	32.00	22.19	1.86
	77.0	24.94	20.54	1.80	26.11	20.22	1.83	27.29	21.51	1.86	27.87	22.98	1.88	29.64	22.29	1.93	30.81	21.81	1.97
	86.0	23.75	19.98	1.91	24.93	19.70	1.94	26.10	21.03	1.97	26.69	22.52	1.99	28.45	21.88	2.04	29.62	21.44	2.08
	89.6	23.28	19.76	1.95	24.45	19.49	1.99	25.62	20.84	2.02	26.21	22.33	2.04	27.97	21.72	2.09	29.15	21.29	2.12
	95.0	22.56	19.43	2.03	23.74	19.19	2.06	24.91	20.55	2.10	25.50	22.06	2.11	27.26	21.48	2.16	28.44	21.07	2.20
	104.0	21.38	18.89	2.16	22.55	18.68	2.19	23.73	20.08	2.22	24.31	21.60	2.24	26.07	21.08	2.29	27.25	20.71	2.33
	109.4	20.66	18.56	2.24	21.84	18.37	2.27	23.01	19.80	2.31	23.60	21.33	2.32	25.36	20.84	2.37	26.54	20.49	2.41
	114.8	19.04	17.84	2.11	19.98	17.59	2.11	20.90	18.97	2.11	21.35	20.49	2.11	22.67	19.95	2.11	23.52	19.58	2.11
CDXS07L + CDXS07L + FDXS09L	68.0	25.00	20.03	1.69	26.12	19.69	1.72	27.25	20.86	1.75	27.81	22.22	1.77	29.49	21.50	1.82	30.62	21.01	1.85
	77.0	23.86	19.49	1.79	24.99	19.18	1.82	26.11	20.39	1.86	26.67	21.76	1.87	28.36	21.10	1.92	29.48	20.64	1.96
	86.0	22.73	18.95	1.90	23.85	18.68	1.93	24.97	19.93	1.97	25.54	21.32	1.98	27.22	20.71	2.03	28.35	20.29	2.07
	89.6	22.27	18.74	1.95	23.40	18.48	1.98	24.52	19.74	2.01	25.08	21.14	2.03	26.77	20.55	2.08	27.89	20.14	2.11
	95.0	21.59	18.42	2.02	22.71	18.19	2.05	23.84	19.47	2.09	24.40	20.88	2.10	26.09	20.32	2.15	27.21	19.93	2.19
	104.0	20.45	17.90	2.15	21.58	17.70	2.18	22.70	19.01	2.21	23.26	20.44	2.23	24.95	19.94	2.28	26.07	19.58	2.32
	109.4	19.77	17.59	2.23	20.90	17.41	2.26	22.02	18.74	2.30	22.58	20.18	2.31	24.27	19.71	2.36	25.39	19.37	2.40
	114.8	18.30	16.92	2.11	19.20	16.69	2.11	20.09	17.98	2.11	20.53	19.40	2.11	21.80	18.89	2.11	22.63	18.53	2.11
CTXS07L + CTXS07L + FTXS12L	68.0	30.74	23.86	2.16	32.12	23.45	2.20	33.50	24.74	2.25	34.19	26.26	2.27	36.26	25.38	2.33	37.65	24.76	2.38
	77.0	29.34	23.18	2.29	30.72	22.81	2.33	32.10	24.15	2.38	32.79	25.69	2.40	34.87	24.88	2.46	36.25	24.31	2.51
	86.0	27.94	22.51	2.43	29.32	22.19	2.47	30.71	23.57	2.52	31.40	25.13	2.54	33.47	24.39	2.60	34.85	23.86	2.65
	89.6	27.38	22.25	2.49	28.76	21.94	2.53	30.15	23.34	2.58	30.84	24.91	2.60	32.91	24.19	2.66	34.29	23.68	2.71
	95.0	26.54	21.85	2.59	27.93	21.57	2.63	29.31	23.00	2.67	30.00	24.58	2.69	32.07	23.90	2.76	33.46	23.41	2.80
	104.0	25.10	21.18	2.74	26.31	20.86	2.74	27.49	22.26	2.74	28.07	23.82	2.74	29.76	23.10	2.74	30.86	22.60	2.74
	109.4	23.57	20.47	2.62	24.72	20.18	2.62	25.85	21.60	2.62	26.40	23.18	2.62	28.02	22.51	2.62	29.06	22.04	2.62
	114.8	20.41	19.03	2.11	21.32	18.74	2.11	22.22	20.17	2.11	22.66	21.77	2.11	23.95	21.16	2.11	24.79	20.75	2.11
CTXS07L + CTXS07L + FDXS12L	68.0	29.61	22.75	2.14	30.94	22.36	2.19	32.27	23.56	2.23	32.94	24.98	2.25	34.93	24.13	2.31	36.27	23.54	2.36
	77.0	28.26	22.10	2.27	29.59	21.75	2.32	30.93	22.99	2.36	31.59	24.43	2.38	33.59	23.65	2.44	34.92	23.09	2.49
	86.0	26.92	21.45	2.41	28.25	21.14	2.46	29.58	22.43	2.50	30.25	23.89	2.52	32.24	23.17	2.58	33.57	22.66	2.63
	89.6	26.38	21.19	2.47	27.71	20.90	2.52	29.04	22.20	2.56	29.71	23.67	2.58	31.70	22.98	2.64	33.04	22.48	2.69
	95.0	25.57	20.81	2.57	26.90	20.54	2.61	28.23	21.87	2.65	28.90	23.35	2.67	30.90	22.69	2.74	32.23	22.22	2.78
	104.0	24.23	20.18	2.73	25.43	19.89	2.74	26.58	21.19	2.74	27.14	22.66	2.74	28.80	21.96	2.74	29.87	21.48	2.74
	109.4	22.80	19.51	2.62	23.92	19.24	2.62	25.02	20.56	2.62	25.56	22.04	2.62	27.13	21.40	2.62	28.16	20.94	2.62
	114.8	19.82	18.15	2.11	20.71	17.87	2.11	21.59	19.20	2.11	22.02	20.69	2.11	23.28	20.11	2.11	24.10	19.71	2.11
CTXS07L + CDXS07L + FTXS12L	68.0	29.61	23.03	2.10	30.94	22.64	2.14	32.27	23.89	2.18	32.94	25.37	2.20	34.93	24.52	2.26	36.27	23.93	2.30
	77.0	28.26	22.38	2.22	29.59	22.03	2.26	30.93	23.33	2.31	31.59	24.82	2.33	33.59	24.04	2.39	34.92	23.49	2.43
	86.0	26.92	21.74	2.36	28.25	21.43	2.40	29.58	22.77	2.44	30.25	24.28	2.46	32.24	23.56	2.53	33.57	23.06	2.57
	89.6	26.38	21.48	2.42	27.71	21.19	2.46	29.04	22.55	2.50	29.71	24.07	2.52	31.70	23.38	2.58	33.04	22.88	2.63
	95.0	25.57	21.10	2.51	26.90	20.83	2.55	28.23	22.22	2.59	28.90	23.75	2.61	30.90	23.09	2.68	32.23	22.63	2.72
	104.0	24.23	20.47	2.67	25.56	20.24	2.71	26.82	21.64	2.74	27.40	23.16	2.74	29.07	22.47	2.74	30.16	21.98	2.74
	109.4	22.96	19.89	2.62	24.10	19.61	2.62	25.21	20.99	2.62	25.75	22.53	2.62	27.35	21.88	2.62	28.38	21.43	2.62
	114.8	19.91	18.50	2.11	20.81	18.22	2.11	21.70	19.61	2.11	22.13	21.16	2.11	23.41	20.57	2.11	24.24	20.17	2.11

Combination (Capacity)	Outdoor air temp. EDB	Indoor air temp.:EWB																		
		57.2			60.8			64.4			67			71.6			75.2		
		TC	SHC	PI	TC	SHC	PI	TC	SHC	PI	TC	SHC	PI	TC	SHC	PI	TC	SHC	PI
		kBtu/h	kBtu/h	kW	kBtu/h	kBtu/h	kW	kBtu/h	kBtu/h	kW	kBtu/h	kBtu/h	kW	kBtu/h	kBtu/h	kW	kBtu/h	kBtu/h	kW
CDXS07L + CTXS07L + FDXS12L	68.0	28.38	21.88	2.04	29.66	21.50	2.08	30.93	22.67	2.12	31.57	24.04	2.14	33.48	23.23	2.20	34.76	22.66	2.24
	77.0	27.09	21.25	2.16	28.37	20.91	2.20	29.64	22.12	2.24	30.28	23.51	2.26	32.19	22.76	2.32	33.47	22.23	2.37
	86.0	25.80	20.63	2.30	27.08	20.33	2.34	28.35	21.58	2.38	28.99	22.99	2.40	30.90	22.30	2.46	32.18	21.82	2.50
	89.6	25.28	20.39	2.35	26.56	20.10	2.39	27.84	21.37	2.43	28.47	22.79	2.45	30.39	22.12	2.52	31.66	21.65	2.56
	95.0	24.51	20.02	2.44	25.79	19.76	2.48	27.06	21.05	2.52	27.70	22.48	2.54	29.61	21.85	2.60	30.89	21.40	2.64
	104.0	23.22	19.41	2.60	24.50	19.19	2.64	25.77	20.52	2.68	26.41	21.97	2.70	28.22	21.37	2.74	29.28	20.89	2.74
	109.4	22.23	18.95	2.62	23.34	18.69	2.62	24.43	19.98	2.62	24.97	21.41	2.62	26.54	20.79	2.62	27.56	20.35	2.62
	114.8	19.32	17.62	2.11	20.21	17.36	2.11	21.08	18.65	2.11	21.51	20.09	2.11	22.77	19.53	2.11	23.58	19.14	2.11
CDXS07L + CDXS07L + FTXS12L	68.0	28.38	22.16	1.99	29.66	21.78	2.03	30.93	23.00	2.07	31.57	24.43	2.09	33.48	23.62	2.15	34.76	23.05	2.19
	77.0	27.09	21.54	2.11	28.37	21.20	2.15	29.64	22.46	2.19	30.28	23.91	2.21	32.19	23.16	2.27	33.47	22.63	2.31
	86.0	25.80	20.92	2.24	27.08	20.62	2.28	28.35	21.92	2.32	28.99	23.39	2.34	30.90	22.70	2.40	32.18	22.22	2.44
	89.6	25.28	20.68	2.30	26.56	20.39	2.34	27.84	21.71	2.38	28.47	23.19	2.40	30.39	22.52	2.46	31.66	22.05	2.50
	95.0	24.51	20.31	2.38	25.79	20.05	2.42	27.06	21.39	2.46	27.70	22.88	2.48	29.61	22.25	2.54	30.89	21.81	2.58
	104.0	23.22	19.71	2.54	24.50	19.49	2.58	25.77	20.87	2.62	26.41	22.38	2.63	28.32	21.81	2.69	29.60	21.40	2.73
	109.4	22.41	19.34	2.62	23.55	19.08	2.62	24.65	20.42	2.62	25.20	21.91	2.62	26.79	21.29	2.62	27.82	20.85	2.62
	114.8	19.43	17.98	2.11	20.34	17.72	2.11	21.22	19.07	2.11	21.65	20.57	2.11	22.93	20.00	2.11	23.75	19.61	2.11
CDXS07L + CDXS07L + FDXS12L	68.0	27.25	21.05	1.88	28.48	20.69	1.92	29.70	21.82	1.95	30.32	23.15	1.97	32.15	22.37	2.03	33.38	21.82	2.07
	77.0	26.01	20.45	1.99	27.24	20.13	2.03	28.46	21.30	2.07	29.08	22.64	2.09	30.92	21.92	2.14	32.14	21.41	2.18
	86.0	24.77	19.86	2.12	26.00	19.57	2.15	27.23	20.78	2.19	27.84	22.14	2.21	29.68	21.48	2.27	30.90	21.01	2.30
	89.6	24.28	19.62	2.17	25.50	19.35	2.21	26.73	20.57	2.24	27.34	21.95	2.26	29.18	21.31	2.32	30.41	20.85	2.35
	95.0	23.54	19.27	2.25	24.76	19.02	2.29	25.99	20.27	2.32	26.60	21.65	2.34	28.44	21.05	2.40	29.66	20.62	2.44
	104.0	22.30	18.69	2.39	23.52	18.48	2.43	24.75	19.76	2.47	25.36	21.16	2.49	27.20	20.62	2.54	28.43	20.22	2.58
	109.4	21.55	18.34	2.48	22.78	18.15	2.52	24.01	19.46	2.56	24.62	20.87	2.58	26.40	20.34	2.62	27.44	19.91	2.62
	114.8	19.06	17.20	2.11	19.97	16.95	2.11	20.86	18.21	2.11	21.29	19.60	2.11	22.57	19.05	2.11	23.40	18.67	2.11
CTXS07L + CTXS07L + FTXS15L	68.0	30.74	26.00	1.89	32.12	25.57	1.92	33.50	27.27	1.96	34.19	29.20	1.98	36.26	28.32	2.04	37.65	27.72	2.19
	77.0	29.34	25.35	2.00	30.72	24.97	2.04	32.10	26.71	2.08	32.79	28.66	2.09	34.87	27.85	2.15	36.25	27.29	2.19
	86.0	27.94	24.71	2.12	29.32	24.37	2.16	30.71	26.15	2.20	31.40	28.12	2.22	33.47	27.38	2.27	34.85	26.86	2.31
	89.6	27.38	24.46	2.18	28.76	24.13	2.21	30.15	25.93	2.25	30.84	27.91	2.27	32.91	27.19	2.33	34.29	26.69	2.36
	95.0	26.54	24.08	2.26	27.93	23.78	2.30	29.31	25.60	2.33	30.00	27.60	2.35	32.07	26.91	2.41	33.46	26.44	2.45
	104.0	25.15	23.45	2.40	26.53	23.19	2.44	27.91	25.06	2.48	28.60	27.07	2.50	30.68	26.45	2.55	32.06	26.02	2.59
	109.4	24.31	23.08	2.49	25.69	22.84	2.53	27.07	24.73	2.57	27.76	26.76	2.59	29.70	26.13	2.62	30.84	25.65	2.62
	114.8	21.21	21.21	2.11	22.21	21.41	2.11	23.18	23.18	2.11	23.66	23.66	2.11	25.07	24.63	2.11	25.98	24.22	2.11
CTXS07L + CTXS07L + CDXS15L	68.0	29.71	23.91	2.03	31.05	23.51	2.07	32.38	24.92	2.11	33.05	26.55	2.13	35.06	25.71	2.19	36.39	25.12	2.23
	77.0	28.36	23.27	2.15	29.70	22.91	2.19	31.03	24.37	2.23	31.70	26.02	2.26	33.70	25.24	2.32	35.04	24.69	2.36
	86.0	27.01	22.64	2.29	28.35	22.32	2.33	29.68	23.82	2.37	30.35	25.49	2.39	32.35	24.77	2.45	33.69	24.26	2.49
	89.6	26.47	22.39	2.34	27.81	22.08	2.38	29.14	23.60	2.42	29.81	25.28	2.44	31.81	24.58	2.51	33.15	24.10	2.55
	95.0	25.66	22.01	2.43	27.00	21.73	2.47	28.33	23.27	2.51	29.00	24.97	2.53	31.00	24.31	2.59	32.34	23.84	2.63
	104.0	24.31	21.39	2.59	25.65	21.15	2.63	26.98	22.73	2.67	27.65	24.45	2.69	29.59	23.83	2.74	30.70	23.34	2.74
	109.4	23.28	20.92	2.62	24.45	20.64	2.62	25.58	22.18	2.62	26.14	23.87	2.62	27.77	23.22	2.62	28.83	22.77	2.62
	114.8	20.11	19.50	2.11	21.04	19.21	2.11	21.94	20.77	2.11	22.39	22.39	2.11	23.69	21.88	2.11	24.54	21.49	2.11
CTXS07L + CDXS07L + FTXS15L	68.0	29.61	25.18	1.95	30.94	24.77	1.99	32.27	26.43	2.03	32.94	28.31	2.05	34.93	27.47	2.11	36.27	26.89	2.26
	77.0	28.26	24.56	2.07	29.59	24.19	2.11	30.93	25.89	2.15	31.59	27.79	2.17	33.59	27.01	2.22	34.92	26.47	2.26
	86.0	26.92	23.95	2.20	28.25	23.61	2.24	29.58	25.36	2.27	30.25	27.28	2.29	32.24	26.56	2.35	33.57	26.06	2.39
	89.6	26.38	23.70	2.25	27.71	23.39	2.29	29.04	25.14	2.33	29.71	27.08	2.35	31.70	26.38	2.41	33.04	25.90	2.45
	95.0	25.57	23.34	2.34	26.90	23.04	2.37	28.23	24.83	2.41	28.90	26.77	2.43	30.90	26.11	2.49	32.23	25.66	2.53
	104.0	24.23	22.73	2.48	25.56	22.48	2.52	26.89	24.30	2.56	27.55	26.27	2.58	29.55	25.67	2.64	30.88	25.25	2.68
	109.4	23.42	22.37	2.58	24.75	22.14	2.62	25.92	23.93	2.62	26.49	25.87	2.62	28.16	25.21	2.62	29.24	24.76	2.62
	114.8	20.28	20.28	2.11	21.23	20.70	2.11	22.15	22.15	2.11	22.61	22.61	2.11	23.94	23.86	2.11	24.81	23.46	2.11

Combination (Capacity)	Outdoor air temp. EDB	Indoor air temp.:EWB																		
		57.2			60.8			64.4			67			71.6			75.2		
		TC	SHC	PI	TC	SHC	PI	TC	SHC	PI	TC	SHC	PI	TC	SHC	PI	TC	SHC	PI
		kBtu/h	kBtu/h	kW	kBtu/h	kBtu/h	kW	kBtu/h	kBtu/h	kW	kBtu/h	kBtu/h	kW	kBtu/h	kBtu/h	kW	kBtu/h	kBtu/h	kW
CDXS07L + CTXS07L + CDXS15L	68.0	28.48	23.04	1.94	29.76	22.65	1.97	31.04	24.03	2.01	31.68	25.62	2.03	33.60	24.81	2.09	34.89	24.24	2.13
	77.0	27.19	22.43	2.05	28.47	22.08	2.09	29.75	23.50	2.13	30.39	25.11	2.15	32.31	24.36	2.21	33.59	23.83	2.24
	86.0	25.89	21.82	2.18	27.17	21.51	2.22	28.45	22.97	2.26	29.09	24.60	2.28	31.02	23.91	2.33	32.30	23.43	2.37
	89.6	25.37	21.58	2.23	26.66	21.29	2.27	27.94	22.76	2.31	28.58	24.40	2.33	30.50	23.73	2.39	31.78	23.27	2.43
	95.0	24.60	21.22	2.32	25.88	20.95	2.35	27.16	22.45	2.39	27.80	24.10	2.41	29.72	23.47	2.47	31.00	23.02	2.51
	104.0	23.30	20.63	2.46	24.58	20.40	2.50	25.87	21.94	2.54	26.51	23.60	2.56	28.43	23.03	2.62	29.71	22.63	2.66
	109.4	22.53	20.28	2.56	23.81	20.07	2.60	25.03	21.61	2.62	25.59	23.26	2.62	27.21	22.62	2.62	28.27	22.19	2.62
	114.8	19.65	18.99	2.11	20.57	18.71	2.11	21.47	20.22	2.11	21.92	21.88	2.11	23.22	21.31	2.11	24.06	20.93	2.11
CDXS07L + CDXS07L + FTXS15L	68.0	28.48	24.36	1.80	29.76	23.97	1.83	31.04	25.59	1.87	31.68	27.42	1.89	33.60	26.61	1.94	34.89	26.06	2.09
	77.0	27.19	23.77	1.91	28.47	23.41	1.94	29.75	25.07	1.98	30.39	26.93	2.00	32.31	26.18	2.05	33.59	25.66	2.09
	86.0	25.89	23.18	2.02	27.17	22.86	2.06	28.45	24.56	2.10	29.09	26.43	2.11	31.02	25.74	2.17	32.30	25.27	2.20
	89.6	25.37	22.94	2.07	26.66	22.64	2.11	27.94	24.35	2.15	28.58	26.24	2.16	30.50	25.57	2.22	31.78	25.11	2.25
	95.0	24.60	22.59	2.15	25.88	22.31	2.19	27.16	24.05	2.22	27.80	25.95	2.24	29.72	25.31	2.30	31.00	24.87	2.33
	104.0	23.30	22.01	2.29	24.58	21.77	2.33	25.87	23.55	2.36	26.51	25.46	2.38	28.43	24.89	2.43	29.71	24.49	2.47
	109.4	22.53	21.67	2.38	23.81	21.45	2.41	25.09	23.25	2.45	25.73	25.17	2.47	27.65	24.63	2.52	28.93	24.25	2.56
	114.8	20.15	20.15	2.11	21.12	20.34	2.11	22.07	22.07	2.11	22.53	22.53	2.11	23.89	23.42	2.11	24.77	23.03	2.11
CDXS07L + CDXS07L + CDXS15L	68.0	27.35	22.22	1.83	28.58	21.84	1.87	29.81	23.19	1.90	30.43	24.73	1.92	32.27	23.95	1.98	33.50	23.41	2.01
	77.0	26.11	21.63	1.94	27.34	21.30	1.98	28.57	22.68	2.01	29.19	24.24	2.03	31.03	23.52	2.09	32.26	23.02	2.12
	86.0	24.87	21.05	2.06	26.10	20.76	2.10	27.33	22.17	2.13	27.94	23.75	2.15	29.79	23.09	2.21	31.02	22.63	2.24
	89.6	24.37	20.82	2.11	25.60	20.54	2.15	26.83	21.97	2.18	27.45	23.56	2.20	29.29	22.92	2.26	30.52	22.47	2.29
	95.0	23.62	20.48	2.19	24.85	20.22	2.23	26.08	21.67	2.26	26.70	23.27	2.28	28.55	22.67	2.34	29.78	22.24	2.37
	104.0	22.38	19.91	2.33	23.61	19.69	2.37	24.84	21.18	2.40	25.46	22.80	2.42	27.30	22.25	2.48	28.53	21.86	2.51
	109.4	21.64	19.57	2.42	22.87	19.37	2.46	24.10	20.89	2.49	24.71	22.51	2.51	26.56	22.00	2.57	27.79	21.63	2.60
	114.8	19.29	18.52	2.11	20.22	18.26	2.11	21.12	19.73	2.11	21.57	21.34	2.11	22.87	20.78	2.11	23.71	20.41	2.11
CTXS07L + CTXS07L + FTXS18L	68.0	30.74	26.14	1.89	32.12	25.71	1.92	33.50	27.43	1.96	34.19	29.38	1.98	36.26	28.51	2.04	37.65	27.91	2.19
	77.0	29.34	25.49	2.00	30.72	25.11	2.04	32.10	26.87	2.08	32.79	28.85	2.09	34.87	28.04	2.15	36.25	27.48	2.19
	86.0	27.94	24.85	2.12	29.32	24.51	2.16	30.71	26.32	2.20	31.40	28.31	2.22	33.47	27.57	2.27	34.85	27.05	2.31
	89.6	27.38	24.60	2.18	28.76	24.27	2.21	30.15	26.10	2.25	30.84	28.10	2.27	32.91	27.38	2.33	34.29	26.88	2.36
	95.0	26.54	24.22	2.26	27.93	23.92	2.30	29.31	25.77	2.33	30.00	27.79	2.35	32.07	27.10	2.41	33.46	26.63	2.45
	104.0	25.15	23.59	2.40	26.53	23.33	2.44	27.91	25.22	2.48	28.60	27.26	2.50	30.68	26.64	2.55	32.06	26.21	2.59
	109.4	24.31	23.22	2.49	25.69	22.98	2.53	27.07	24.90	2.57	27.76	26.95	2.59	29.70	26.32	2.62	30.84	25.84	2.62
	114.8	21.21	21.21	2.11	22.21	21.55	2.11	23.18	23.18	2.11	23.66	23.66	2.11	25.07	24.83	2.11	25.98	24.42	2.11
CTXS07L + CTXS07L + CDXS18L	68.0	29.71	23.91	2.02	31.05	23.51	2.06	32.38	24.92	2.10	33.05	26.55	2.12	35.06	25.71	2.18	36.39	25.12	2.23
	77.0	28.36	23.27	2.15	29.70	22.91	2.19	31.03	24.37	2.23	31.70	26.02	2.25	33.70	25.24	2.31	35.04	24.69	2.35
	86.0	27.01	22.64	2.28	28.35	22.32	2.32	29.68	23.82	2.36	30.35	25.49	2.38	32.35	24.77	2.44	33.69	24.26	2.48
	89.6	26.47	22.39	2.33	27.81	22.08	2.37	29.14	23.60	2.41	29.81	25.28	2.44	31.81	24.58	2.50	33.15	24.10	2.54
	95.0	25.66	22.01	2.42	27.00	21.73	2.46	28.33	23.27	2.50	29.00	24.97	2.52	31.00	24.31	2.58	32.34	23.84	2.62
	104.0	24.31	21.39	2.58	25.65	21.15	2.62	26.98	22.73	2.66	27.65	24.45	2.68	29.65	23.85	2.74	30.76	23.35	2.74
	109.4	23.32	20.94	2.62	24.48	20.66	2.62	25.62	22.19	2.62	26.18	23.89	2.62	27.81	23.23	2.62	28.87	22.78	2.62
	114.8	20.13	19.51	2.11	21.06	19.22	2.11	21.97	20.78	2.11	22.41	22.41	2.11	23.72	21.89	2.11	24.57	21.50	2.11
CTXS07L + CDXS07L + FTXS18L	68.0	29.71	25.37	2.05	31.05	24.95	2.09	32.38	26.64	2.13	33.05	28.54	2.15	35.06	27.70	2.21	36.39	27.12	2.37
	77.0	28.36	24.75	2.17	29.70	24.37	2.21	31.03	26.10	2.25	31.70	28.02	2.27	33.70	27.24	2.33	35.04	26.70	2.37
	86.0	27.01	24.13	2.31	28.35	23.80	2.35	29.68	25.56	2.39	30.35	27.51	2.41	32.35	26.79	2.47	33.69	26.29	2.51
	89.6	26.47	23.88	2.36	27.81	23.57	2.40	29.14	25.35	2.44	29.81	27.30	2.46	31.81	26.61	2.53	33.15	26.13	2.57
	95.0	25.66	23.52	2.45	27.00	23.22	2.49	28.33	25.03	2.53	29.00	27.00	2.55	31.00	26.34	2.61	32.34	25.88	2.65
	104.0	24.31	22.91	2.61	25.65	22.66	2.65	26.98	24.51	2.69	27.65	26.49	2.71	29.48	25.84	2.74	30.58	25.35	2.74
	109.4	23.22	22.43	2.62	24.37	22.13	2.62	25.50	23.94	2.62	26.06	25.90	2.62	27.68	25.25	2.62	28.73	24.80	2.62
	114.8	20.07	20.07	2.11	20.99	20.75	2.11	21.89	21.89	2.11	22.34	22.34	2.11	23.64	23.64	2.11	24.48	23.56	2.11

Combination (Capacity)	Outdoor air temp. EDB	Indoor air temp.:EWB																	
		57.2			60.8			64.4			67			71.6			75.2		
		TC	SHC	PI	TC	SHC	PI	TC	SHC	PI	TC	SHC	PI	TC	SHC	PI	TC	SHC	PI
		kBtu/h	kBtu/h	kW	kBtu/h	kBtu/h	kW	kBtu/h	kBtu/h	kW	kBtu/h	kBtu/h	kW	kBtu/h	kBtu/h	kW	kBtu/h	kBtu/h	kW
CDXS07L + CTXS07L + CDXS18L	68.0	28.58	23.09	1.92	29.87	22.70	1.96	31.15	24.08	2.00	31.80	25.66	2.01	33.73	24.85	2.07	35.01	24.28	2.11
	77.0	27.28	22.48	2.03	28.57	22.13	2.07	29.86	23.54	2.11	30.50	25.15	2.13	32.43	24.40	2.19	33.71	23.87	2.23
	86.0	25.99	21.87	2.16	27.27	21.56	2.20	28.56	23.01	2.24	29.20	24.64	2.26	31.13	23.95	2.31	32.41	23.46	2.35
	89.6	25.47	21.63	2.21	26.75	21.33	2.25	28.04	22.80	2.29	28.68	24.44	2.31	30.61	23.77	2.37	31.89	23.30	2.41
	95.0	24.69	21.27	2.30	25.97	20.99	2.34	27.26	22.49	2.37	27.90	24.14	2.39	29.83	23.50	2.45	31.11	23.06	2.49
	104.0	23.39	20.67	2.44	24.67	20.44	2.48	25.96	21.97	2.52	26.60	23.64	2.54	28.53	23.07	2.60	29.81	22.66	2.63
	109.4	22.61	20.31	2.54	23.89	20.11	2.57	25.18	21.67	2.61	25.77	23.33	2.62	27.41	22.69	2.62	28.47	22.25	2.62
	114.8	19.76	19.04	2.11	20.69	18.76	2.11	21.60	20.27	2.11	22.05	21.93	2.11	23.36	21.36	2.11	24.21	20.97	2.11
CDXS07L + CDXS07L + FTXS18L	68.0	28.58	24.55	1.79	29.87	24.15	1.83	31.15	25.79	1.86	31.80	27.66	1.88	33.73	26.84	1.93	35.01	26.29	2.08
	77.0	27.28	23.95	1.90	28.57	23.59	1.93	29.86	25.28	1.97	30.50	27.16	1.99	32.43	26.40	2.04	33.71	25.89	2.08
	86.0	25.99	23.36	2.02	27.27	23.04	2.05	28.56	24.76	2.09	29.20	26.66	2.11	31.13	25.97	2.16	32.41	25.49	2.19
	89.6	25.47	23.13	2.07	26.75	22.82	2.10	28.04	24.56	2.14	28.68	26.47	2.15	30.61	25.80	2.21	31.89	25.33	2.24
	95.0	24.69	22.77	2.14	25.97	22.49	2.18	27.26	24.26	2.21	27.90	26.18	2.23	29.83	25.54	2.29	31.11	25.10	2.32
	104.0	23.39	22.19	2.28	24.67	21.95	2.32	25.96	23.75	2.35	26.60	25.69	2.37	28.53	25.11	2.42	29.81	24.71	2.46
	109.4	22.61	21.85	2.37	23.89	21.62	2.40	25.18	23.45	2.44	25.82	25.40	2.46	27.75	24.86	2.51	29.03	24.48	2.55
	114.8	20.25	20.25	2.11	21.23	20.53	2.11	22.18	22.18	2.11	22.65	22.65	2.11	24.02	23.66	2.11	24.91	23.27	2.11
CDXS07L + CDXS07L + CDXS18L	68.0	27.56	22.32	1.82	28.80	21.94	1.86	30.04	23.28	1.90	30.66	24.82	1.91	32.52	24.03	1.97	33.76	23.49	2.00
	77.0	26.31	21.72	1.93	27.55	21.39	1.97	28.79	22.76	2.01	29.41	24.32	2.02	31.26	23.60	2.08	32.50	23.09	2.11
	86.0	25.05	21.14	2.05	26.29	20.84	2.09	27.53	22.26	2.12	28.15	23.84	2.14	30.01	23.17	2.20	31.25	22.70	2.23
	89.6	24.55	20.91	2.10	25.79	20.62	2.14	27.03	22.05	2.18	27.65	23.64	2.19	29.51	22.99	2.25	30.75	22.54	2.28
	95.0	23.80	20.56	2.18	25.04	20.30	2.22	26.28	21.75	2.25	26.90	23.35	2.27	28.76	22.74	2.33	30.00	22.31	2.36
	104.0	22.55	19.99	2.32	23.79	19.76	2.36	25.03	21.25	2.39	25.65	22.87	2.41	27.51	22.32	2.47	28.75	21.92	2.50
	109.4	21.80	19.64	2.41	23.04	19.44	2.45	24.28	20.96	2.48	24.90	22.59	2.50	26.75	22.06	2.55	27.99	21.69	2.59
	114.8	19.45	18.59	2.11	20.39	18.33	2.11	21.30	19.80	2.11	21.75	21.41	2.11	23.06	20.85	2.11	23.91	20.47	2.11
CTXS07L + FTXS09L + FTXS09L	68.0	30.74	24.13	2.16	32.12	23.71	2.20	33.50	25.06	2.25	34.19	26.63	2.27	36.26	25.75	2.33	37.65	25.14	2.38
	77.0	29.34	23.45	2.29	30.72	23.08	2.33	32.10	24.48	2.38	32.79	26.07	2.40	34.87	25.26	2.46	36.25	24.69	2.51
	86.0	27.94	22.79	2.43	29.32	22.46	2.47	30.71	23.90	2.52	31.40	25.51	2.54	33.47	24.77	2.60	34.85	24.24	2.65
	89.6	27.38	22.53	2.49	28.76	22.22	2.53	30.15	23.67	2.58	30.84	25.29	2.60	32.91	24.57	2.66	34.29	24.06	2.71
	95.0	26.54	22.13	2.59	27.93	21.85	2.63	29.31	23.33	2.67	30.00	24.96	2.69	32.07	24.28	2.76	33.46	23.80	2.80
	104.0	25.10	21.46	2.74	26.31	21.15	2.74	27.49	22.59	2.74	28.07	24.21	2.74	29.76	23.49	2.74	30.86	22.99	2.74
	109.4	23.57	20.76	2.62	24.72	20.47	2.62	25.85	21.94	2.62	26.40	23.57	2.62	28.02	22.90	2.62	29.06	22.44	2.62
	114.8	20.41	19.33	2.11	21.32	19.03	2.11	22.22	20.52	2.11	22.66	22.17	2.11	23.95	21.56	2.11	24.79	21.15	2.11
CTXS07L + FTXS09L + FDXS09L	68.0	29.61	23.06	2.14	30.94	22.66	2.19	32.27	23.92	2.23	32.94	25.40	2.25	34.93	24.55	2.31	36.27	23.96	2.36
	77.0	28.26	22.41	2.27	29.59	22.05	2.32	30.93	23.36	2.36	31.59	24.85	2.38	33.59	24.07	2.44	34.92	23.52	2.49
	86.0	26.92	21.76	2.41	28.25	21.45	2.46	29.58	22.80	2.50	30.25	24.32	2.52	32.24	23.60	2.58	33.57	23.09	2.63
	89.6	26.38	21.51	2.47	27.71	21.21	2.52	29.04	22.57	2.56	29.71	24.10	2.58	31.70	23.41	2.64	33.04	22.92	2.69
	95.0	25.57	21.13	2.57	26.90	20.86	2.61	28.23	22.24	2.65	28.90	23.78	2.67	30.90	23.13	2.74	32.23	22.66	2.78
	104.0	24.23	20.50	2.73	25.43	20.21	2.74	26.58	21.57	2.74	27.14	23.10	2.74	28.80	22.40	2.74	29.87	21.92	2.74
	109.4	22.80	19.84	2.62	23.92	19.56	2.62	25.02	20.95	2.62	25.56	22.49	2.62	27.13	21.84	2.62	28.16	21.39	2.62
	114.8	19.82	18.49	2.11	20.71	18.20	2.11	21.59	19.60	2.11	22.02	21.15	2.11	23.28	20.56	2.11	24.10	20.16	2.11
CTXS07L + FDXS09L + FDXS09L	68.0	28.38	21.94	2.03	29.66	21.56	2.07	30.93	22.74	2.11	31.57	24.12	2.13	33.48	23.31	2.19	34.76	22.74	2.23
	77.0	27.09	21.31	2.15	28.37	20.97	2.19	29.64	22.19	2.23	30.28	23.60	2.26	32.19	22.85	2.32	33.47	22.32	2.36
	86.0	25.80	20.69	2.29	27.08	20.39	2.33	28.35	21.65	2.37	28.99	23.08	2.39	30.90	22.39	2.45	32.18	21.90	2.49
	89.6	25.28	20.45	2.34	26.56	20.16	2.38	27.84	21.44	2.42	28.47	22.87	2.44	30.39	22.21	2.51	31.66	21.74	2.55
	95.0	24.51	20.08	2.43	25.79	19.82	2.47	27.06	21.12	2.51	27.70	22.57	2.53	29.61	21.94	2.59	30.89	21.49	2.63
	104.0	23.22	19.48	2.59	24.50	19.26	2.63	25.77	20.59	2.67	26.41	22.06	2.69	28.27	21.47	2.74	29.34	21.00	2.74
	109.4	22.26	19.03	2.62	23.37	18.77	2.62	24.47	20.07	2.62	25.00	21.51	2.62	26.58	20.89	2.62	27.60	20.45	2.62
	114.8	19.34	17.70	2.11	20.23	17.43	2.11	21.10	18.74	2.11	21.53	20.19	2.11	22.79	19.62	2.11	23.61	19.24	2.11

Combination (Capacity)	Outdoor air temp. EDB	Indoor air temp.:EWB																		
		57.2			60.8			64.4			67			71.6			75.2		
		TC	SHC	PI	TC	SHC	PI	TC	SHC	PI	TC	SHC	PI	TC	SHC	PI	TC	SHC	PI
		kBtu/h	kBtu/h	kW	kBtu/h	kBtu/h	kW	kBtu/h	kBtu/h	kW	kBtu/h	kBtu/h	kW	kBtu/h	kBtu/h	kW	kBtu/h	kBtu/h	kW
CDXS07L + FTXS09L + FTXS09L	68.0	29.61	23.30	2.14	30.94	22.90	2.19	32.27	24.21	2.23	32.94	25.74	2.25	34.93	24.89	2.31	36.27	24.30	2.36
	77.0	28.26	22.66	2.27	29.59	22.30	2.32	30.93	23.65	2.36	31.59	25.20	2.38	33.59	24.42	2.44	34.92	23.87	2.49
	86.0	26.92	22.02	2.41	28.25	21.70	2.46	29.58	23.10	2.50	30.25	24.66	2.52	32.24	23.94	2.58	33.57	23.44	2.63
	89.6	26.38	21.76	2.47	27.71	21.46	2.52	29.04	22.88	2.56	29.71	24.45	2.58	31.70	23.76	2.64	33.04	23.27	2.69
	95.0	25.57	21.39	2.57	26.90	21.11	2.61	28.23	22.55	2.65	28.90	24.13	2.67	30.90	23.48	2.74	32.23	23.01	2.78
	104.0	24.23	20.76	2.73	25.43	20.47	2.74	26.58	21.88	2.74	27.14	23.45	2.74	28.80	22.76	2.74	29.87	22.28	2.74
	109.4	22.80	20.11	2.62	23.92	19.83	2.62	25.02	21.26	2.62	25.56	22.84	2.62	27.13	22.20	2.62	28.16	21.75	2.62
	114.8	19.82	18.76	2.11	20.71	18.47	2.11	21.59	19.92	2.11	22.02	21.51	2.11	23.28	20.93	2.11	24.10	20.53	2.11
CDXS07L + FTXS09L + FDXS09L	68.0	28.38	22.18	2.03	29.66	21.80	2.07	30.93	23.03	2.11	31.57	24.46	2.13	33.48	23.65	2.19	34.76	23.08	2.23
	77.0	27.09	21.56	2.15	28.37	21.22	2.19	29.64	22.49	2.23	30.28	23.94	2.26	32.19	23.19	2.32	33.47	22.66	2.36
	86.0	25.80	20.95	2.29	27.08	20.64	2.33	28.35	21.95	2.37	28.99	23.42	2.39	30.90	22.74	2.45	32.18	22.25	2.49
	89.6	25.28	20.70	2.34	26.56	20.42	2.38	27.84	21.74	2.42	28.47	23.22	2.44	30.39	22.55	2.51	31.66	22.08	2.55
	95.0	24.51	20.34	2.43	25.79	20.08	2.47	27.06	21.42	2.51	27.70	22.92	2.53	29.61	22.29	2.59	30.89	21.84	2.63
	104.0	23.22	19.74	2.59	24.50	19.51	2.63	25.77	20.90	2.67	26.41	22.41	2.69	28.27	21.82	2.74	29.34	21.35	2.74
	109.4	22.26	19.29	2.62	23.37	19.03	2.62	24.47	20.38	2.62	25.00	21.87	2.62	26.58	21.25	2.62	27.60	20.81	2.62
	114.8	19.34	17.97	2.11	20.23	17.70	2.11	21.10	19.05	2.11	21.53	20.55	2.11	22.79	19.99	2.11	23.61	19.60	2.11
CDXS07L + FDXS09L + FDXS09L	68.0	27.25	21.11	1.98	28.48	20.75	2.02	29.70	21.89	2.06	30.32	23.23	2.08	32.15	22.45	2.14	33.38	21.90	2.18
	77.0	26.01	20.51	2.10	27.24	20.19	2.14	28.46	21.37	2.18	29.08	22.72	2.20	30.92	22.00	2.26	32.14	21.50	2.30
	86.0	24.77	19.92	2.23	26.00	19.63	2.27	27.23	20.85	2.31	27.84	22.23	2.33	29.68	21.57	2.39	30.90	21.10	2.43
	89.6	24.28	19.68	2.29	25.50	19.41	2.33	26.73	20.65	2.37	27.34	22.03	2.39	29.18	21.39	2.45	30.41	20.94	2.49
	95.0	23.54	19.33	2.37	24.76	19.08	2.41	25.99	20.34	2.45	26.60	21.74	2.47	28.44	21.13	2.53	29.66	20.70	2.57
	104.0	22.30	18.75	2.53	23.52	18.54	2.57	24.75	19.83	2.60	25.36	21.25	2.62	27.20	20.70	2.68	28.43	20.31	2.72
	109.4	21.55	18.41	2.62	22.65	18.16	2.62	23.73	19.42	2.62	24.25	20.82	2.62	25.80	20.22	2.62	26.80	19.80	2.62
	114.8	18.78	17.14	2.11	19.66	16.89	2.11	20.52	18.15	2.11	20.94	19.56	2.11	22.18	19.01	2.11	22.98	18.64	2.11
CTXS07L + FTXS09L + FTXS12L	68.0	30.74	24.10	2.17	32.12	23.69	2.21	33.50	25.03	2.25	34.19	26.60	2.28	36.26	25.72	2.34	37.65	25.11	2.38
	77.0	29.34	23.43	2.30	30.72	23.06	2.34	32.10	24.45	2.39	32.79	26.04	2.41	34.87	25.22	2.47	36.25	24.66	2.51
	86.0	27.94	22.77	2.44	29.32	22.44	2.48	30.71	23.87	2.53	31.40	25.48	2.55	33.47	24.73	2.61	34.85	24.21	2.66
	89.6	27.38	22.50	2.50	28.76	22.19	2.54	30.15	23.64	2.59	30.84	25.26	2.61	32.91	24.54	2.67	34.29	24.03	2.72
	95.0	26.54	22.11	2.59	27.93	21.83	2.64	29.31	23.30	2.68	30.00	24.93	2.70	32.07	24.25	2.77	33.46	23.77	2.81
	104.0	25.06	21.42	2.74	26.27	21.10	2.74	27.45	22.55	2.74	28.03	24.16	2.74	29.72	23.44	2.74	30.82	22.94	2.74
	109.4	23.55	20.72	2.62	24.70	20.43	2.62	25.82	21.90	2.62	26.37	23.53	2.62	27.98	22.86	2.62	29.03	22.39	2.62
	114.8	20.39	19.30	2.11	21.31	19.00	2.11	22.20	20.48	2.11	22.64	22.13	2.11	23.93	21.52	2.11	24.77	21.11	2.11
CTXS07L + FTXS09L + FDXS12L	68.0	29.71	23.05	2.10	31.05	22.65	2.14	32.38	23.90	2.18	33.05	25.36	2.20	35.06	24.51	2.26	36.39	23.92	2.30
	77.0	28.36	22.39	2.22	29.70	22.04	2.26	31.03	23.33	2.31	31.70	24.81	2.33	33.70	24.03	2.39	35.04	23.48	2.43
	86.0	27.01	21.75	2.36	28.35	21.43	2.40	29.68	22.77	2.44	30.35	24.27	2.46	32.35	23.55	2.53	33.69	23.04	2.57
	89.6	26.47	21.49	2.42	27.81	21.19	2.46	29.14	22.54	2.50	29.81	24.06	2.52	31.81	23.36	2.58	33.15	22.87	2.63
	95.0	25.66	21.11	2.51	27.00	20.83	2.55	28.33	22.21	2.59	29.00	23.74	2.61	31.00	23.08	2.68	32.34	22.61	2.72
	104.0	24.31	20.47	2.67	25.65	20.24	2.71	26.92	21.63	2.74	27.49	23.15	2.74	29.17	22.45	2.74	30.26	21.96	2.74
	109.4	23.04	19.89	2.62	24.18	19.61	2.62	25.29	20.98	2.62	25.83	22.50	2.62	27.44	21.86	2.62	28.48	21.40	2.62
	114.8	19.96	18.49	2.11	20.87	18.20	2.11	21.76	19.59	2.11	22.20	21.13	2.11	23.48	20.54	2.11	24.31	20.14	2.11
CTXS07L + FDXS09L + FTXS12L	68.0	29.71	23.08	2.10	31.05	22.68	2.14	32.38	23.94	2.18	33.05	25.41	2.20	35.06	24.56	2.26	36.39	23.97	2.30
	77.0	28.36	22.43	2.22	29.70	22.07	2.26	31.03	23.37	2.31	31.70	24.87	2.33	33.70	24.08	2.39	35.04	23.53	2.43
	86.0	27.01	21.78	2.36	28.35	21.47	2.40	29.68	22.81	2.44	30.35	24.33	2.46	32.35	23.60	2.53	33.69	23.09	2.57
	89.6	26.47	21.53	2.42	27.81	21.23	2.46	29.14	22.59	2.50	29.81	24.11	2.52	31.81	23.41	2.58	33.15	22.92	2.63
	95.0	25.66	21.15	2.51	27.00	20.87	2.55	28.33	22.26	2.59	29.00	23.79	2.61	31.00	23.13	2.68	32.34	22.66	2.72
	104.0	24.31	20.51	2.67	25.65	20.28	2.71	26.92	21.68	2.74	27.49	23.20	2.74	29.17	22.50	2.74	30.26	22.01	2.74
	109.4	23.04	19.92	2.62	24.18	19.65	2.62	25.29	21.02	2.62	25.83	22.56	2.62	27.44	21.91	2.62	28.48	21.46	2.62
	114.8	19.96	18.53	2.11	20.87	18.24	2.11	21.76	19.64	2.11	22.20	21.18	2.11	23.48	20.59	2.11	24.31	20.19	2.11

Combination (Capacity)	Outdoor air temp. EDB	Indoor air temp.:EWB																	
		57.2			60.8			64.4			67			71.6			75.2		
		TC	SHC	PI	TC	SHC	PI	TC	SHC	PI	TC	SHC	PI	TC	SHC	PI	TC	SHC	PI
		kBtu/h	kBtu/h	kW	kBtu/h	kBtu/h	kW	kBtu/h	kBtu/h	kW	kBtu/h	kBtu/h	kW	kBtu/h	kBtu/h	kW	kBtu/h	kBtu/h	kW
CTXS07L + FDXS09L + FDXS12L	68.0	28.69	22.03	2.08	29.98	21.65	2.12	31.27	22.81	2.16	31.91	24.18	2.18	33.85	23.36	2.25	35.14	22.78	2.29
	77.0	27.38	21.39	2.20	28.67	21.05	2.25	29.96	22.26	2.29	30.61	23.65	2.31	32.54	22.89	2.37	33.83	22.35	2.41
	86.0	26.08	20.76	2.34	27.37	20.46	2.38	28.66	21.71	2.42	29.30	23.12	2.45	31.24	22.42	2.51	32.53	21.93	2.55
	89.6	25.56	20.52	2.40	26.85	20.23	2.44	28.14	21.49	2.48	28.78	22.91	2.50	30.72	22.24	2.56	32.01	21.76	2.61
	95.0	24.77	20.14	2.49	26.06	19.88	2.53	27.35	21.17	2.57	28.00	22.60	2.59	29.94	21.96	2.65	31.23	21.51	2.70
	104.0	23.47	19.53	2.65	24.76	19.31	2.69	26.05	20.63	2.73	26.63	22.06	2.74	28.28	21.39	2.74	29.34	20.91	2.74
	109.4	22.32	19.00	2.62	23.43	18.73	2.62	24.52	20.01	2.62	25.06	21.44	2.62	26.62	20.82	2.62	27.64	20.38	2.62
	114.8	19.42	17.67	2.11	20.31	17.39	2.11	21.17	18.69	2.11	21.60	20.13	2.11	22.85	19.55	2.11	23.67	19.17	2.11
CDXS07L + FTXS09L + FTXS12L	68.0	29.61	23.28	2.10	30.94	22.88	2.14	32.27	24.19	2.18	32.94	25.71	2.20	34.93	24.86	2.26	36.27	24.27	2.30
	77.0	28.26	22.63	2.22	29.59	22.28	2.26	30.93	23.62	2.31	31.59	25.17	2.33	33.59	24.38	2.39	34.92	23.84	2.43
	86.0	26.92	21.99	2.36	28.25	21.68	2.40	29.58	23.07	2.44	30.25	24.63	2.46	32.24	23.91	2.53	33.57	23.41	2.57
	89.6	26.38	21.74	2.42	27.71	21.44	2.46	29.04	22.85	2.50	29.71	24.42	2.52	31.70	23.72	2.58	33.04	23.23	2.63
	95.0	25.57	21.36	2.51	26.90	21.09	2.55	28.23	22.52	2.59	28.90	24.10	2.61	30.90	23.45	2.68	32.23	22.98	2.72
	104.0	24.23	20.74	2.67	25.56	20.50	2.71	26.82	21.95	2.74	27.40	23.52	2.74	29.07	22.82	2.74	30.16	22.33	2.74
	109.4	22.96	20.15	2.62	24.10	19.87	2.62	25.21	21.30	2.62	25.75	22.88	2.62	27.35	22.24	2.62	28.38	21.79	2.62
	114.8	19.91	18.77	2.11	20.81	18.49	2.11	21.70	19.93	2.11	22.13	21.52	2.11	23.41	20.94	2.11	24.24	20.54	2.11
CDXS07L + FTXS09L + FDXS12L	68.0	28.48	22.17	2.03	29.76	21.79	2.07	31.04	23.00	2.11	31.68	24.42	2.13	33.60	23.61	2.19	34.89	23.04	2.23
	77.0	27.19	21.55	2.15	28.47	21.20	2.19	29.75	22.46	2.23	30.39	23.90	2.26	32.31	23.15	2.32	33.59	22.62	2.36
	86.0	25.89	20.93	2.29	27.17	20.63	2.33	28.45	21.92	2.37	29.09	23.38	2.39	31.02	22.69	2.45	32.30	22.20	2.49
	89.6	25.37	20.68	2.34	26.66	20.40	2.38	27.94	21.71	2.42	28.58	23.18	2.44	30.50	22.51	2.51	31.78	22.04	2.55
	95.0	24.60	20.32	2.43	25.88	20.05	2.47	27.16	21.39	2.51	27.80	22.87	2.53	29.72	22.24	2.59	31.00	21.79	2.63
	104.0	23.30	19.71	2.59	24.58	19.49	2.63	25.87	20.86	2.67	26.51	22.36	2.69	28.37	21.77	2.74	29.44	21.30	2.74
	109.4	22.33	19.26	2.62	23.46	19.00	2.62	24.55	20.33	2.62	25.09	21.81	2.62	26.67	21.19	2.62	27.69	20.75	2.62
	114.8	19.40	17.93	2.11	20.29	17.66	2.11	21.17	19.00	2.11	21.60	20.49	2.11	22.86	19.92	2.11	23.68	19.54	2.11
CDXS07L + FDXS09L + FTXS12L	68.0	28.48	22.21	2.03	29.76	21.83	2.07	31.04	23.05	2.11	31.68	24.47	2.13	33.60	23.66	2.19	34.89	23.09	2.23
	77.0	27.19	21.58	2.15	28.47	21.24	2.19	29.75	22.50	2.23	30.39	23.95	2.26	32.31	23.20	2.32	33.59	22.67	2.36
	86.0	25.89	20.97	2.29	27.17	20.66	2.33	28.45	21.97	2.37	29.09	23.43	2.39	31.02	22.74	2.45	32.30	22.25	2.49
	89.6	25.37	20.72	2.34	26.66	20.44	2.38	27.94	21.75	2.42	28.58	23.23	2.44	30.50	22.56	2.51	31.78	22.09	2.55
	95.0	24.60	20.36	2.43	25.88	20.09	2.47	27.16	21.43	2.51	27.80	22.92	2.53	29.72	22.29	2.59	31.00	21.84	2.63
	104.0	23.30	19.75	2.59	24.58	19.53	2.63	25.87	20.91	2.67	26.51	22.42	2.69	28.37	21.82	2.74	29.44	21.35	2.74
	109.4	22.33	19.30	2.62	23.46	19.04	2.62	24.55	20.38	2.62	25.09	21.87	2.62	26.67	21.25	2.62	27.69	20.81	2.62
	114.8	19.40	17.97	2.11	20.29	17.70	2.11	21.17	19.05	2.11	21.60	20.55	2.11	22.86	19.98	2.11	23.68	19.59	2.11
CDXS07L + FDXS09L + FDXS12L	68.0	27.35	21.10	1.93	28.58	20.74	1.97	29.81	21.87	2.00	30.43	23.19	2.02	32.27	22.41	2.08	33.50	21.86	2.12
	77.0	26.11	20.50	2.04	27.34	20.17	2.08	28.57	21.34	2.12	29.19	22.69	2.14	31.03	21.96	2.20	32.26	21.45	2.24
	86.0	24.87	19.90	2.17	26.10	19.61	2.21	27.33	20.82	2.25	27.94	22.19	2.27	29.79	21.52	2.32	31.02	21.05	2.36
	89.6	24.37	19.67	2.22	25.60	19.39	2.26	26.83	20.61	2.30	27.45	21.99	2.32	29.29	21.35	2.38	30.52	20.89	2.42
	95.0	23.62	19.31	2.31	24.85	19.06	2.34	26.08	20.31	2.38	26.70	21.69	2.40	28.55	21.08	2.46	29.78	20.65	2.50
	104.0	22.38	18.73	2.45	23.61	18.52	2.49	24.84	19.80	2.53	25.46	21.20	2.55	27.30	20.65	2.61	28.53	20.26	2.65
	109.4	21.64	18.38	2.55	22.87	18.19	2.59	24.09	19.49	2.62	24.63	20.88	2.62	26.20	20.27	2.62	27.22	19.85	2.62
	114.8	18.98	17.17	2.11	19.88	16.91	2.11	20.75	18.17	2.11	21.18	19.56	2.11	22.45	19.01	2.11	23.26	18.63	2.11
CTXS07L + FTXS09L + FTXS15L	68.0	30.74	26.26	1.90	32.12	25.83	1.93	33.50	27.58	1.97	34.19	29.55	1.99	36.26	28.68	2.05	37.65	28.08	2.20
	77.0	29.34	25.62	2.01	30.72	25.23	2.05	32.10	27.02	2.08	32.79	29.02	2.10	34.87	28.21	2.16	36.25	27.65	2.20
	86.0	27.94	24.98	2.13	29.32	24.64	2.17	30.71	26.47	2.21	31.40	28.49	2.23	33.47	27.74	2.28	34.85	27.22	2.32
	89.6	27.38	24.73	2.19	28.76	24.40	2.22	30.15	26.25	2.26	30.84	28.27	2.28	32.91	27.55	2.34	34.29	27.05	2.37
	95.0	26.54	24.35	2.27	27.93	24.05	2.31	29.31	25.92	2.34	30.00	27.96	2.36	32.07	27.27	2.42	33.46	26.80	2.46
	104.0	25.15	23.72	2.41	26.53	23.46	2.45	27.91	25.37	2.49	28.60	27.44	2.51	30.68	26.81	2.56	32.06	26.38	2.60
	109.4	24.31	23.35	2.50	25.69	23.11	2.54	27.07	25.05	2.58	27.76	27.12	2.60	29.64	26.47	2.62	30.77	26.00	2.62
	114.8	21.17	21.17	2.11	22.17	21.67	2.11	23.14	23.14	2.11	23.62	23.62	2.11	25.02	24.99	2.11	25.93	24.58	2.11

Combination (Capacity)	Outdoor air temp. EDB	Indoor air temp.:EWB																		
		57.2			60.8			64.4			67			71.6			75.2		
		TC	SHC	PI	TC	SHC	PI	TC	SHC	PI	TC	SHC	PI	TC	SHC	PI	TC	SHC	PI
		kBtu/h	kBtu/h	kW	kBtu/h	kBtu/h	kW	kBtu/h	kBtu/h	kW	kBtu/h	kBtu/h	kW	kBtu/h	kBtu/h	kW	kBtu/h	kBtu/h	kW
CTXS07L + FTXS09L + CDXS15L	68.0	29.71	24.16	2.04	31.05	23.76	2.08	32.38	25.22	2.12	33.05	26.90	2.14	35.06	26.05	2.20	36.39	25.47	2.24
	77.0	28.36	23.53	2.16	29.70	23.16	2.20	31.03	24.67	2.24	31.70	26.37	2.26	33.70	25.59	2.32	35.04	25.04	2.37
	86.0	27.01	22.90	2.30	28.35	22.58	2.34	29.68	24.12	2.38	30.35	25.84	2.40	32.35	25.12	2.46	33.69	24.62	2.50
	89.6	26.47	22.65	2.35	27.81	22.34	2.39	29.14	23.90	2.43	29.81	25.64	2.45	31.81	24.94	2.52	33.15	24.45	2.56
	95.0	25.66	22.28	2.44	27.00	21.99	2.48	28.33	23.58	2.52	29.00	25.32	2.54	31.00	24.66	2.60	32.34	24.20	2.64
	104.0	24.31	21.66	2.60	25.65	21.42	2.64	26.98	23.04	2.68	27.65	24.81	2.70	29.54	24.17	2.74	30.64	23.68	2.74
	109.4	23.25	21.18	2.62	24.41	20.89	2.62	25.54	22.48	2.62	26.10	24.22	2.62	27.72	23.57	2.62	28.78	23.12	2.62
	114.8	20.09	19.77	2.11	21.01	19.48	2.11	21.92	21.08	2.11	22.36	22.36	2.11	23.66	22.24	2.11	24.51	21.85	2.11
CTXS07L + FDXS09L + FTXS15L	68.0	29.71	25.23	1.83	31.05	24.82	1.87	32.38	26.47	1.90	33.05	28.35	1.92	35.06	27.51	1.98	36.39	26.93	2.12
	77.0	28.36	24.61	1.94	29.70	24.23	1.98	31.03	25.93	2.01	31.70	27.83	2.03	33.70	27.05	2.09	35.04	26.51	2.12
	86.0	27.01	23.99	2.06	28.35	23.66	2.10	29.68	25.40	2.13	30.35	27.32	2.15	32.35	26.60	2.21	33.69	26.10	2.24
	89.6	26.47	23.74	2.11	27.81	23.43	2.15	29.14	25.18	2.18	29.81	27.11	2.20	31.81	26.42	2.26	33.15	25.93	2.29
	95.0	25.66	23.38	2.19	27.00	23.08	2.23	28.33	24.87	2.26	29.00	26.81	2.28	31.00	26.15	2.34	32.34	25.69	2.37
	104.0	24.31	22.77	2.33	25.65	22.52	2.37	26.98	24.34	2.40	27.65	26.30	2.42	29.65	25.70	2.48	30.99	25.28	2.51
	109.4	23.50	22.41	2.42	24.84	22.18	2.46	26.17	24.03	2.49	26.84	26.00	2.51	28.84	25.44	2.57	30.18	25.04	2.60
	114.8	20.80	20.80	2.11	21.80	20.93	2.11	22.76	22.72	2.11	23.24	23.24	2.11	24.63	24.08	2.11	25.54	23.67	2.11
CTXS07L + FDXS09L + CDXS15L	68.0	28.69	23.14	1.98	29.98	22.75	2.01	31.27	24.12	2.05	31.91	25.71	2.07	33.85	24.89	2.13	35.14	24.32	2.17
	77.0	27.38	22.52	2.09	28.67	22.17	2.13	29.96	23.59	2.17	30.61	25.19	2.19	32.54	24.44	2.25	33.83	23.91	2.29
	86.0	26.08	21.91	2.22	27.37	21.60	2.26	28.66	23.06	2.30	29.30	24.68	2.32	31.24	23.99	2.38	32.53	23.50	2.42
	89.6	25.56	21.67	2.28	26.85	21.37	2.32	28.14	22.85	2.36	28.78	24.48	2.38	30.72	23.81	2.44	32.01	23.34	2.48
	95.0	24.77	21.31	2.36	26.06	21.03	2.40	27.35	22.53	2.44	28.00	24.18	2.46	29.94	23.54	2.52	31.23	23.09	2.56
	104.0	23.47	20.71	2.52	24.76	20.48	2.55	26.05	22.01	2.59	26.70	23.68	2.61	28.63	23.10	2.67	29.92	22.69	2.71
	109.4	22.69	20.35	2.61	23.87	20.10	2.62	25.00	21.59	2.62	25.55	23.24	2.62	27.16	22.61	2.62	28.21	22.17	2.62
	114.8	19.66	18.99	2.11	20.57	18.72	2.11	21.47	20.22	2.11	21.91	21.88	2.11	23.20	21.31	2.11	24.04	20.92	2.11
CDXS07L + FTXS09L + FTXS15L	68.0	29.61	25.44	1.95	30.94	25.03	1.99	32.27	26.74	2.03	32.94	28.67	2.05	34.93	27.82	2.11	36.27	27.25	2.26
	77.0	28.26	24.83	2.07	29.59	24.45	2.11	30.93	26.20	2.15	31.59	28.15	2.17	33.59	27.37	2.22	34.92	26.84	2.26
	86.0	26.92	24.21	2.20	28.25	23.88	2.24	29.58	25.67	2.27	30.25	27.64	2.29	32.24	26.92	2.35	33.57	26.43	2.39
	89.6	26.38	23.97	2.25	27.71	23.65	2.29	29.04	25.46	2.33	29.71	27.44	2.35	31.70	26.74	2.41	33.04	26.26	2.45
	95.0	25.57	23.61	2.34	26.90	23.31	2.37	28.23	25.14	2.41	28.90	27.13	2.43	30.90	26.47	2.49	32.23	26.02	2.53
	104.0	24.23	23.00	2.48	25.56	22.75	2.52	26.89	24.62	2.56	27.55	26.63	2.58	29.55	26.03	2.64	30.88	25.62	2.68
	109.4	23.42	22.64	2.58	24.75	22.42	2.62	25.92	24.25	2.62	26.49	26.24	2.62	28.16	25.58	2.62	29.24	25.13	2.62
	114.8	20.28	20.28	2.11	21.23	20.97	2.11	22.15	22.15	2.11	22.61	22.61	2.11	23.94	23.94	2.11	24.81	23.84	2.11
CDXS07L + FTXS09L + CDXS15L	68.0	28.58	23.34	1.98	29.87	22.95	2.01	31.15	24.38	2.05	31.80	26.01	2.07	33.73	25.20	2.13	35.01	24.63	2.17
	77.0	27.28	22.73	2.09	28.57	22.38	2.13	29.86	23.85	2.17	30.50	25.50	2.19	32.43	24.75	2.25	33.71	24.22	2.29
	86.0	25.99	22.13	2.22	27.27	21.82	2.26	28.56	23.32	2.30	29.20	25.00	2.32	31.13	24.30	2.38	32.41	23.82	2.42
	89.6	25.47	21.89	2.28	26.75	21.59	2.32	28.04	23.11	2.36	28.68	24.80	2.38	30.61	24.13	2.44	31.89	23.66	2.48
	95.0	24.69	21.53	2.36	25.97	21.26	2.40	27.26	22.80	2.44	27.90	24.50	2.46	29.83	23.86	2.52	31.11	23.42	2.56
	104.0	23.39	20.94	2.52	24.67	20.70	2.55	25.96	22.29	2.59	26.60	24.00	2.61	28.53	23.42	2.67	29.81	23.02	2.71
	109.4	22.61	20.58	2.61	23.79	20.33	2.62	24.91	21.87	2.62	25.46	23.57	2.62	27.07	22.94	2.62	28.11	22.50	2.62
	114.8	19.59	19.24	2.11	20.51	18.96	2.11	21.40	20.52	2.11	21.84	21.84	2.11	23.13	21.65	2.11	23.96	21.27	2.11
CDXS07L + FDXS09L + FTXS15L	68.0	28.58	24.41	1.85	29.87	24.01	1.88	31.15	25.63	1.92	31.80	27.47	1.94	33.73	26.65	1.99	35.01	26.10	2.14
	77.0	27.28	23.81	1.96	28.57	23.45	1.99	29.86	25.11	2.03	30.50	26.97	2.05	32.43	26.21	2.11	33.71	25.70	2.14
	86.0	25.99	23.22	2.08	27.27	22.90	2.12	28.56	24.60	2.15	29.20	26.47	2.17	31.13	25.78	2.23	32.41	25.30	2.26
	89.6	25.47	22.98	2.13	26.75	22.68	2.17	28.04	24.39	2.20	28.68	26.28	2.22	30.61	25.61	2.28	31.89	25.14	2.31
	95.0	24.69	22.63	2.21	25.97	22.35	2.25	27.26	24.09	2.28	27.90	25.98	2.30	29.83	25.35	2.36	31.11	24.91	2.39
	104.0	23.39	22.05	2.35	24.67	21.81	2.39	25.96	23.58	2.43	26.60	25.50	2.44	28.53	24.92	2.50	29.81	24.52	2.54
	109.4	22.61	21.70	2.44	23.89	21.48	2.48	25.18	23.28	2.51	25.82	25.21	2.53	27.75	24.66	2.59	29.02	24.28	2.62
	114.8	20.02	20.02	2.11	20.97	20.28	2.11	21.90	21.90	2.11	22.36	22.36	2.11	23.70	23.36	2.11	24.57	22.97	2.11

Combination (Capacity)	Outdoor air temp. EDB	Indoor air temp.:EWB																		
		57.2			60.8			64.4			67			71.6			75.2		
		TC	SHC	PI	TC	SHC	PI	TC	SHC	PI	TC	SHC	PI	TC	SHC	PI	TC	SHC	PI
		kBtu/h	kBtu/h	kW	kBtu/h	kBtu/h	kW	kBtu/h	kBtu/h	kW	kBtu/h	kBtu/h	kW	kBtu/h	kBtu/h	kW	kBtu/h	kBtu/h	kW
CDXS07L + FDXS09L + CDXS15L	68.0	27.46	22.27	1.87	28.69	21.89	1.91	29.93	23.23	1.95	30.54	24.77	1.96	32.40	23.99	2.02	33.63	23.45	2.06
	77.0	26.21	21.68	1.98	27.44	21.34	2.02	28.68	22.72	2.06	29.30	24.28	2.08	31.15	23.56	2.13	32.38	23.05	2.17
	86.0	24.96	21.10	2.11	26.20	20.80	2.14	27.43	22.21	2.18	28.05	23.79	2.20	29.90	23.13	2.26	31.13	22.66	2.29
	89.6	24.46	20.86	2.16	25.70	20.58	2.20	26.93	22.01	2.23	27.55	23.60	2.25	29.40	22.96	2.31	30.64	22.51	2.34
	95.0	23.71	20.52	2.24	24.95	20.26	2.28	26.18	21.71	2.31	26.80	23.31	2.33	28.65	22.70	2.39	29.89	22.27	2.43
	104.0	22.47	19.95	2.38	23.70	19.72	2.42	24.93	21.22	2.46	25.55	22.83	2.48	27.40	22.28	2.53	28.64	21.89	2.57
	109.4	21.72	19.61	2.47	22.95	19.41	2.51	24.19	20.92	2.55	24.80	22.55	2.57	26.65	22.03	2.62	27.70	21.60	2.62
	114.8	19.22	18.49	2.11	20.13	18.23	2.11	21.03	19.69	2.11	21.47	21.30	2.11	22.75	20.75	2.11	23.59	20.37	2.11
CTXS07L + FTXS09L + FTXS18L	68.0	30.74	26.40	1.90	32.12	25.97	1.93	33.50	27.74	1.97	34.19	29.74	1.99	36.26	28.87	2.05	37.65	28.27	2.20
	77.0	29.34	25.76	2.01	30.72	25.37	2.05	32.10	27.18	2.08	32.79	29.21	2.10	34.87	28.39	2.16	36.25	27.84	2.20
	86.0	27.94	25.12	2.13	29.32	24.78	2.17	30.71	26.63	2.21	31.40	28.68	2.23	33.47	27.93	2.28	34.85	27.41	2.32
	89.6	27.38	24.87	2.19	28.76	24.54	2.22	30.15	26.41	2.26	30.84	28.46	2.28	32.91	27.74	2.34	34.29	27.25	2.37
	95.0	26.54	24.49	2.27	27.93	24.19	2.31	29.31	26.08	2.34	30.00	28.15	2.36	32.07	27.46	2.42	33.46	26.99	2.46
	104.0	25.15	23.87	2.41	26.53	23.60	2.45	27.91	25.54	2.49	28.60	27.63	2.51	30.68	27.01	2.56	32.06	26.57	2.60
	109.4	24.31	23.49	2.50	25.69	23.26	2.54	27.07	25.22	2.58	27.76	27.32	2.60	29.64	26.67	2.62	30.77	26.19	2.62
	114.8	21.17	21.17	2.11	22.17	21.81	2.11	23.14	23.14	2.11	23.62	23.62	2.11	25.02	25.02	2.11	25.93	24.78	2.11
CTXS07L + FTXS09L + CDXS18L	68.0	29.71	24.16	2.03	31.05	23.76	2.07	32.38	25.22	2.11	33.05	26.90	2.13	35.06	26.05	2.19	36.39	25.47	2.23
	77.0	28.36	23.53	2.15	29.70	23.16	2.19	31.03	24.67	2.23	31.70	26.37	2.26	33.70	25.59	2.32	35.04	25.04	2.36
	86.0	27.01	22.90	2.29	28.35	22.58	2.33	29.68	24.12	2.37	30.35	25.84	2.39	32.35	25.12	2.45	33.69	24.62	2.49
	89.6	26.47	22.65	2.34	27.81	22.34	2.38	29.14	23.90	2.42	29.81	25.64	2.44	31.81	24.94	2.51	33.15	24.45	2.55
	95.0	25.66	22.28	2.43	27.00	21.99	2.47	28.33	23.58	2.51	29.00	25.32	2.53	31.00	24.66	2.59	32.34	24.20	2.63
	104.0	24.31	21.66	2.59	25.65	21.42	2.63	26.98	23.04	2.67	27.65	24.81	2.69	29.59	24.19	2.74	30.70	23.70	2.74
	109.4	23.28	21.19	2.62	24.45	20.91	2.62	25.58	22.49	2.62	26.14	24.23	2.62	27.77	23.58	2.62	28.83	23.13	2.62
	114.8	20.11	19.78	2.11	21.04	19.49	2.11	21.94	21.09	2.11	22.39	22.39	2.11	23.69	22.25	2.11	24.54	21.86	2.11
CTXS07L + FDXS09L + FTXS18L	68.0	29.71	25.37	1.83	31.05	24.95	1.87	32.38	26.64	1.90	33.05	28.54	1.92	35.06	27.70	1.98	36.39	27.12	2.12
	77.0	28.36	24.75	1.94	29.70	24.37	1.98	31.03	26.10	2.01	31.70	28.02	2.03	33.70	27.24	2.09	35.04	26.70	2.12
	86.0	27.01	24.13	2.06	28.35	23.80	2.10	29.68	25.56	2.13	30.35	27.51	2.15	32.35	26.79	2.21	33.69	26.29	2.24
	89.6	26.47	23.88	2.11	27.81	23.57	2.15	29.14	25.35	2.18	29.81	27.30	2.20	31.81	26.61	2.26	33.15	26.13	2.29
	95.0	25.66	23.52	2.19	27.00	23.22	2.23	28.33	25.03	2.26	29.00	27.00	2.28	31.00	26.34	2.34	32.34	25.88	2.37
	104.0	24.31	22.91	2.33	25.65	22.66	2.37	26.98	24.51	2.40	27.65	26.49	2.42	29.65	25.89	2.48	30.99	25.47	2.51
	109.4	23.50	22.55	2.42	24.84	22.32	2.46	26.17	24.19	2.49	26.84	26.19	2.51	28.84	25.63	2.57	30.18	25.23	2.60
	114.8	20.80	20.80	2.11	21.80	21.07	2.11	22.76	22.76	2.11	23.24	23.24	2.11	24.63	24.27	2.11	25.54	23.87	2.11
CTXS07L + FDXS09L + CDXS18L	68.0	28.69	23.14	1.97	29.98	22.75	2.01	31.27	24.12	2.05	31.91	25.71	2.07	33.85	24.89	2.12	35.14	24.32	2.16
	77.0	27.38	22.52	2.09	28.67	22.17	2.12	29.96	23.59	2.16	30.61	25.19	2.18	32.54	24.44	2.24	33.83	23.91	2.28
	86.0	26.08	21.91	2.21	27.37	21.60	2.25	28.66	23.06	2.29	29.30	24.68	2.31	31.24	23.99	2.37	32.53	23.50	2.41
	89.6	25.56	21.67	2.27	26.85	21.37	2.31	28.14	22.85	2.35	28.78	24.48	2.37	30.72	23.81	2.43	32.01	23.34	2.47
	95.0	24.77	21.31	2.35	26.06	21.03	2.39	27.35	22.53	2.43	28.00	24.18	2.45	29.94	23.54	2.51	31.23	23.09	2.55
	104.0	23.47	20.71	2.51	24.76	20.48	2.54	26.05	22.01	2.58	26.70	23.68	2.60	28.63	23.10	2.66	29.92	22.69	2.70
	109.4	22.69	20.35	2.60	23.91	20.11	2.62	25.04	21.61	2.62	25.59	23.26	2.62	27.21	22.62	2.62	28.26	22.18	2.62
	114.8	19.68	19.00	2.11	20.60	18.73	2.11	21.49	20.23	2.11	21.94	21.89	2.11	23.23	21.32	2.11	24.07	20.93	2.11
CDXS07L + FTXS09L + FTXS18L	68.0	29.71	25.63	1.94	31.05	25.21	1.98	32.38	26.94	2.02	33.05	28.90	2.04	35.06	28.05	2.10	36.39	27.48	2.25
	77.0	28.36	25.01	2.06	29.70	24.64	2.10	31.03	26.41	2.14	31.70	28.38	2.16	33.70	27.60	2.22	35.04	27.06	2.25
	86.0	27.01	24.40	2.19	28.35	24.06	2.23	29.68	25.87	2.27	30.35	27.87	2.28	32.35	27.15	2.34	33.69	26.65	2.38
	89.6	26.47	24.15	2.24	27.81	23.83	2.28	29.14	25.66	2.32	29.81	27.67	2.34	31.81	26.97	2.40	33.15	26.49	2.44
	95.0	25.66	23.79	2.33	27.00	23.49	2.36	28.33	25.35	2.40	29.00	27.36	2.42	31.00	26.70	2.48	32.34	26.24	2.52
	104.0	24.31	23.18	2.47	25.65	22.93	2.51	26.98	24.82	2.55	27.65	26.86	2.57	29.65	26.26	2.63	30.99	25.84	2.67
	109.4	23.50	22.82	2.57	24.84	22.59	2.61	26.06	24.47	2.62	26.63	26.48	2.62	28.31	25.82	2.62	29.40	25.37	2.62
	114.8	20.37	20.37	2.11	21.32	21.16	2.11	22.25	22.25	2.11	22.71	22.71	2.11	24.05	24.05	2.11	24.92	24.06	2.11

Combination (Capacity)	Outdoor air temp. EDB	Indoor air temp.:EWB																		
		57.2			60.8			64.4			67			71.6			75.2		
		TC	SHC	PI	TC	SHC	PI	TC	SHC	PI	TC	SHC	PI	TC	SHC	PI	TC	SHC	PI
		kBtu/h	kBtu/h	kW	kBtu/h	kBtu/h	kW	kBtu/h	kBtu/h	kW	kBtu/h	kBtu/h	kW	kBtu/h	kBtu/h	kW	kBtu/h	kBtu/h	kW
CDXS07L + FTXS09L + CDXS18L	68.0	28.58	23.34	1.97	29.87	22.95	2.01	31.15	24.38	2.05	31.80	26.01	2.07	33.73	25.20	2.12	35.01	24.63	2.16
	77.0	27.28	22.73	2.09	28.57	22.38	2.12	29.86	23.85	2.16	30.50	25.50	2.18	32.43	24.75	2.24	33.71	24.22	2.28
	86.0	25.99	22.13	2.21	27.27	21.82	2.25	28.56	23.32	2.29	29.20	25.00	2.31	31.13	24.30	2.37	32.41	23.82	2.41
	89.6	25.47	21.89	2.27	26.75	21.59	2.31	28.04	23.11	2.35	28.68	24.80	2.37	30.61	24.13	2.43	31.89	23.66	2.47
	95.0	24.69	21.53	2.35	25.97	21.26	2.39	27.26	22.80	2.43	27.90	24.50	2.45	29.83	23.86	2.51	31.11	23.42	2.55
	104.0	23.39	20.94	2.51	24.67	20.70	2.54	25.96	22.29	2.58	26.60	24.00	2.60	28.53	23.42	2.66	29.81	23.02	2.70
	109.4	22.61	20.58	2.60	23.83	20.34	2.62	24.95	21.89	2.62	25.50	23.58	2.62	27.11	22.95	2.62	28.16	22.52	2.62
	114.8	19.62	19.25	2.11	20.53	18.97	2.11	21.43	20.53	2.11	21.87	21.87	2.11	23.16	21.66	2.11	24.00	21.28	2.11
CDXS07L + FDXS09L + FTXS18L	68.0	28.58	24.55	1.84	29.87	24.15	1.88	31.15	25.79	1.91	31.80	27.66	1.93	33.73	26.84	1.99	35.01	26.29	2.13
	77.0	27.28	23.95	1.95	28.57	23.59	1.99	29.86	25.28	2.02	30.50	27.16	2.04	32.43	26.40	2.10	33.71	25.89	2.13
	86.0	25.99	23.36	2.07	27.27	23.04	2.11	28.56	24.76	2.14	29.20	26.66	2.16	31.13	25.97	2.22	32.41	25.49	2.25
	89.6	25.47	23.13	2.12	26.75	22.82	2.16	28.04	24.56	2.19	28.68	26.47	2.21	30.61	25.80	2.27	31.89	25.33	2.30
	95.0	24.69	22.77	2.20	25.97	22.49	2.24	27.26	24.26	2.27	27.90	26.18	2.29	29.83	25.54	2.35	31.11	25.10	2.38
	104.0	23.39	22.19	2.34	24.67	21.95	2.38	25.96	23.75	2.41	26.60	25.69	2.43	28.53	25.11	2.49	29.81	24.71	2.52
	109.4	22.61	21.85	2.43	23.89	21.62	2.47	25.18	23.45	2.50	25.82	25.40	2.52	27.75	24.86	2.58	29.03	24.48	2.61
	114.8	20.05	20.05	2.11	21.01	20.44	2.11	21.94	21.94	2.11	22.40	22.40	2.11	23.75	23.57	2.11	24.62	23.18	2.11
CDXS07L + FDXS09L + CDXS18L	68.0	27.56	22.32	1.86	28.80	21.94	1.90	30.04	23.28	1.94	30.66	24.82	1.96	32.52	24.03	2.01	33.76	23.49	2.05
	77.0	26.31	21.72	1.98	27.55	21.39	2.01	28.79	22.76	2.05	29.41	24.32	2.07	31.26	23.60	2.12	32.50	23.09	2.16
	86.0	25.05	21.14	2.10	26.29	20.84	2.13	27.53	22.26	2.17	28.15	23.84	2.19	30.01	23.17	2.25	31.25	22.70	2.28
	89.6	24.55	20.91	2.15	25.79	20.62	2.19	27.03	22.05	2.22	27.65	23.64	2.24	29.51	22.99	2.30	30.75	22.54	2.33
	95.0	23.80	20.56	2.23	25.04	20.30	2.27	26.28	21.75	2.30	26.90	23.35	2.32	28.76	22.74	2.38	30.00	22.31	2.42
	104.0	22.55	19.99	2.37	23.79	19.76	2.41	25.03	21.25	2.45	25.65	22.87	2.46	27.51	22.32	2.52	28.75	21.92	2.56
	109.4	21.80	19.64	2.46	23.04	19.44	2.50	24.28	20.96	2.54	24.90	22.59	2.56	26.75	22.06	2.61	27.86	21.65	2.62
	114.8	19.31	18.53	2.11	20.23	18.27	2.11	21.13	19.73	2.11	21.57	21.34	2.11	22.87	20.78	2.11	23.71	20.41	2.11
CTXS07L + FTXS12L + FTXS12L	68.0	30.74	24.08	2.12	32.12	23.67	2.16	33.50	25.01	2.20	34.19	26.57	2.23	36.26	25.69	2.29	37.65	25.07	2.33
	77.0	29.34	23.41	2.25	30.72	23.04	2.29	32.10	24.42	2.33	32.79	26.00	2.35	34.87	25.19	2.42	36.25	24.62	2.46
	86.0	27.94	22.74	2.39	29.32	22.42	2.43	30.71	23.84	2.47	31.40	25.45	2.49	33.47	24.70	2.56	34.85	24.18	2.60
	89.6	27.38	22.48	2.45	28.76	22.17	2.49	30.15	23.61	2.53	30.84	25.23	2.55	32.91	24.51	2.61	34.29	24.00	2.66
	95.0	26.54	22.09	2.54	27.93	21.80	2.58	29.31	23.27	2.62	30.00	24.90	2.64	32.07	24.22	2.71	33.46	23.73	2.75
	104.0	25.15	21.44	2.70	26.51	21.18	2.74	27.70	22.62	2.74	28.29	24.23	2.74	30.00	23.51	2.74	31.12	23.00	2.74
	109.4	23.71	20.77	2.62	24.88	20.48	2.62	26.01	21.94	2.62	26.57	23.57	2.62	28.20	22.90	2.62	29.26	22.43	2.62
	114.8	20.48	19.31	2.11	21.41	19.02	2.11	22.32	20.50	2.11	22.76	22.14	2.11	24.07	21.53	2.11	24.92	21.12	2.11
CTXS07L + FTXS12L + FDXS12L	68.0	29.71	23.02	2.10	31.05	22.63	2.14	32.38	23.87	2.18	33.05	25.33	2.20	35.06	24.48	2.26	36.39	23.89	2.30
	77.0	28.36	22.37	2.22	29.70	22.01	2.26	31.03	23.30	2.31	31.70	24.78	2.33	33.70	24.00	2.39	35.04	23.44	2.43
	86.0	27.01	21.72	2.36	28.35	21.41	2.40	29.68	22.74	2.44	30.35	24.24	2.46	32.35	23.52	2.53	33.69	23.01	2.57
	89.6	26.47	21.47	2.42	27.81	21.17	2.46	29.14	22.52	2.50	29.81	24.03	2.52	31.81	23.33	2.58	33.15	22.84	2.63
	95.0	25.66	21.08	2.51	27.00	20.81	2.55	28.33	22.18	2.59	29.00	23.70	2.61	31.00	23.05	2.68	32.34	22.58	2.72
	104.0	24.31	20.45	2.67	25.65	20.22	2.71	26.92	21.60	2.74	27.49	23.11	2.74	29.17	22.41	2.74	30.26	21.92	2.74
	109.4	23.04	19.86	2.62	24.18	19.58	2.62	25.29	20.95	2.62	25.83	22.47	2.62	27.44	21.82	2.62	28.48	21.37	2.62
	114.8	19.96	18.46	2.11	20.87	18.18	2.11	21.76	19.56	2.11	22.20	21.09	2.11	23.48	20.50	2.11	24.31	20.10	2.11
CTXS07L + FDXS12L + FDXS12L	68.0	28.69	21.97	2.08	29.98	21.59	2.12	31.27	22.74	2.16	31.91	24.10	2.18	33.85	23.28	2.25	35.14	22.70	2.29
	77.0	27.38	21.33	2.20	28.67	20.99	2.25	29.96	22.19	2.29	30.61	23.56	2.31	32.54	22.81	2.37	33.83	22.27	2.41
	86.0	26.08	20.70	2.34	27.37	20.40	2.38	28.66	21.64	2.42	29.30	23.04	2.45	31.24	22.34	2.51	32.53	21.84	2.55
	89.6	25.56	20.45	2.40	26.85	20.17	2.44	28.14	21.42	2.48	28.78	22.83	2.50	30.72	22.15	2.56	32.01	21.68	2.61
	95.0	24.77	20.08	2.49	26.06	19.82	2.53	27.35	21.10	2.57	28.00	22.51	2.59	29.94	21.88	2.65	31.23	21.42	2.70
	104.0	23.47	19.47	2.65	24.76	19.25	2.69	26.05	20.56	2.73	26.63	21.97	2.74	28.28	21.30	2.74	29.34	20.83	2.74
	109.4	22.32	18.93	2.62	23.43	18.67	2.62	24.52	19.94	2.62	25.06	21.36	2.62	26.62	20.73	2.62	27.64	20.29	2.62
	114.8	19.42	17.60	2.11	20.31	17.33	2.11	21.17	18.61	2.11	21.60	20.04	2.11	22.85	19.47	2.11	23.67	19.08	2.11

Combination (Capacity)	Outdoor air temp. EDB	Indoor air temp.:EWB																		
		57.2			60.8			64.4			67			71.6			75.2		
		TC	SHC	PI	TC	SHC	PI	TC	SHC	PI	TC	SHC	PI	TC	SHC	PI	TC	SHC	PI
		kBtu/h	kBtu/h	kW	kBtu/h	kBtu/h	kW	kBtu/h	kBtu/h	kW	kBtu/h	kBtu/h	kW	kBtu/h	kBtu/h	kW	kBtu/h	kBtu/h	kW
CDXS07L + FTXS12L + FTXS12L	68.0	29.61	23.26	2.10	30.94	22.86	2.14	32.27	24.16	2.18	32.94	25.67	2.20	34.93	24.83	2.26	36.27	24.24	2.30
	77.0	28.26	22.61	2.22	29.59	22.25	2.26	30.93	23.60	2.31	31.59	25.13	2.33	33.59	24.35	2.39	34.92	23.80	2.43
	86.0	26.92	21.97	2.36	28.25	21.65	2.40	29.58	23.04	2.44	30.25	24.60	2.46	32.24	23.88	2.53	33.57	23.37	2.57
	89.6	26.38	21.72	2.42	27.71	21.42	2.46	29.04	22.82	2.50	29.71	24.39	2.52	31.70	23.69	2.58	33.04	23.20	2.63
	95.0	25.57	21.34	2.51	26.90	21.06	2.55	28.23	22.49	2.59	28.90	24.07	2.61	30.90	23.41	2.68	32.23	22.95	2.72
	104.0	24.23	20.71	2.67	25.56	20.48	2.71	26.82	21.92	2.74	27.40	23.48	2.74	29.07	22.79	2.74	30.16	22.30	2.74
	109.4	22.96	20.13	2.62	24.10	19.85	2.62	25.21	21.27	2.62	25.75	22.85	2.62	27.35	22.20	2.62	28.38	21.75	2.62
	114.8	19.91	18.75	2.11	20.81	18.46	2.11	21.70	19.90	2.11	22.13	21.49	2.11	23.41	20.90	2.11	24.24	20.51	2.11
CDXS07L + FTXS12L + FDXS12L	68.0	28.58	22.20	2.03	29.87	21.82	2.07	31.15	23.02	2.11	31.80	24.44	2.13	33.73	23.62	2.19	35.01	23.05	2.23
	77.0	27.28	21.57	2.15	28.57	21.23	2.19	29.86	22.48	2.23	30.50	23.91	2.26	32.43	23.16	2.32	33.71	22.62	2.36
	86.0	25.99	20.95	2.29	27.27	20.65	2.33	28.56	21.94	2.37	29.20	23.39	2.39	31.13	22.70	2.45	32.41	22.21	2.49
	89.6	25.47	20.70	2.34	26.75	20.42	2.38	28.04	21.72	2.42	28.68	23.18	2.44	30.61	22.51	2.51	31.89	22.04	2.55
	95.0	24.69	20.33	2.43	25.97	20.07	2.47	27.26	21.40	2.51	27.90	22.88	2.53	29.83	22.24	2.59	31.11	21.79	2.63
	104.0	23.39	19.73	2.59	24.67	19.50	2.63	25.96	20.87	2.67	26.60	22.37	2.69	28.47	21.77	2.74	29.55	21.30	2.74
	109.4	22.41	19.28	2.62	23.54	19.01	2.62	24.64	20.34	2.62	25.18	21.82	2.62	26.76	21.19	2.62	27.79	20.75	2.62
	114.8	19.46	17.93	2.11	20.36	17.66	2.11	21.23	19.00	2.11	21.66	20.48	2.11	22.93	19.91	2.11	23.75	19.52	2.11
CDXS07L + FDXS12L + FDXS12L	68.0	27.46	21.09	1.93	28.69	20.73	1.97	29.93	21.84	2.00	30.54	23.16	2.02	32.40	22.37	2.08	33.63	21.82	2.12
	77.0	26.21	20.49	2.04	27.44	20.16	2.08	28.68	21.31	2.12	29.30	22.65	2.14	31.15	21.92	2.20	32.38	21.41	2.24
	86.0	24.96	19.89	2.17	26.20	19.60	2.21	27.43	20.79	2.25	28.05	22.14	2.27	29.90	21.48	2.32	31.13	21.00	2.36
	89.6	24.46	19.65	2.22	25.70	19.37	2.26	26.93	20.58	2.30	27.55	21.94	2.32	29.40	21.30	2.38	30.64	20.84	2.42
	95.0	23.71	19.29	2.31	24.95	19.04	2.34	26.18	20.27	2.38	26.80	21.65	2.40	28.65	21.04	2.46	29.89	20.60	2.50
	104.0	22.47	18.70	2.45	23.70	18.49	2.49	24.93	19.76	2.53	25.55	21.15	2.55	27.40	20.60	2.61	28.64	20.21	2.65
	109.4	21.72	18.36	2.55	22.95	18.17	2.59	24.18	19.45	2.62	24.72	20.83	2.62	26.30	20.22	2.62	27.32	19.79	2.62
	114.8	19.05	17.13	2.11	19.95	16.88	2.11	20.82	18.12	2.11	21.25	19.50	2.11	22.52	18.95	2.11	23.34	18.57	2.11
CTXS07L + FTXS12L + FTXS15L	68.0	30.74	26.24	1.90	32.12	25.81	1.93	33.50	27.55	1.97	34.19	29.52	1.99	36.26	28.64	2.05	37.65	28.05	2.20
	77.0	29.34	25.59	2.01	30.72	25.21	2.05	32.10	26.99	2.08	32.79	28.98	2.10	34.87	28.17	2.16	36.25	27.62	2.20
	86.0	27.94	24.96	2.13	29.32	24.61	2.17	30.71	26.44	2.21	31.40	28.45	2.23	33.47	27.70	2.28	34.85	27.19	2.32
	89.6	27.38	24.70	2.19	28.76	24.37	2.22	30.15	26.22	2.26	30.84	28.24	2.28	32.91	27.52	2.34	34.29	27.02	2.37
	95.0	26.54	24.32	2.27	27.93	24.02	2.31	29.31	25.89	2.34	30.00	27.92	2.36	32.07	27.24	2.42	33.46	26.77	2.46
	104.0	25.15	23.70	2.41	26.53	23.44	2.45	27.91	25.35	2.49	28.60	27.40	2.51	30.68	26.78	2.56	32.06	26.35	2.60
	109.4	24.31	23.32	2.50	25.69	23.09	2.54	27.07	25.02	2.58	27.76	27.09	2.60	29.64	26.44	2.62	30.77	25.96	2.62
	114.8	21.17	21.17	2.11	22.17	21.64	2.11	23.14	23.14	2.11	23.62	23.62	2.11	25.02	24.96	2.11	25.93	24.55	2.11
CTXS07L + FTXS12L + CDXS15L	68.0	29.71	24.14	2.04	31.05	23.73	2.08	32.38	25.19	2.12	33.05	26.87	2.14	35.06	26.02	2.20	36.39	25.44	2.24
	77.0	28.36	23.50	2.16	29.70	23.14	2.20	31.03	24.64	2.24	31.70	26.34	2.26	33.70	25.55	2.32	35.04	25.01	2.37
	86.0	27.01	22.87	2.30	28.35	22.55	2.34	29.68	24.09	2.38	30.35	25.81	2.40	32.35	25.09	2.46	33.69	24.59	2.50
	89.6	26.47	22.62	2.35	27.81	22.32	2.39	29.14	23.88	2.43	29.81	25.60	2.45	31.81	24.91	2.52	33.15	24.42	2.56
	95.0	25.66	22.25	2.44	27.00	21.97	2.48	28.33	23.55	2.52	29.00	25.29	2.54	31.00	24.63	2.60	32.34	24.17	2.64
	104.0	24.31	21.63	2.60	25.65	21.39	2.64	26.98	23.01	2.68	27.65	24.77	2.70	29.54	24.14	2.74	30.64	23.65	2.74
	109.4	23.25	21.15	2.62	24.41	20.87	2.62	25.54	22.45	2.62	26.10	24.19	2.62	27.72	23.53	2.62	28.78	23.08	2.62
	114.8	20.09	19.74	2.11	21.01	19.45	2.11	21.92	21.05	2.11	22.36	22.36	2.11	23.66	22.21	2.11	24.51	21.81	2.11
CTXS07L + FDXS12L + FTXS15L	68.0	29.71	25.17	1.83	31.05	24.75	1.87	32.38	26.40	1.90	33.05	28.27	1.92	35.06	27.42	1.98	36.39	26.84	2.12
	77.0	28.36	24.54	1.94	29.70	24.17	1.98	31.03	25.86	2.01	31.70	27.75	2.03	33.70	26.96	2.09	35.04	26.42	2.12
	86.0	27.01	23.92	2.06	28.35	23.59	2.10	29.68	25.32	2.13	30.35	27.23	2.15	32.35	26.51	2.21	33.69	26.01	2.24
	89.6	26.47	23.68	2.11	27.81	23.36	2.15	29.14	25.11	2.18	29.81	27.03	2.20	31.81	26.33	2.26	33.15	25.85	2.29
	95.0	25.66	23.31	2.19	27.00	23.02	2.23	28.33	24.79	2.26	29.00	26.72	2.28	31.00	26.06	2.34	32.34	25.60	2.37
	104.0	24.31	22.70	2.33	25.65	22.45	2.37	26.98	24.26	2.40	27.65	26.21	2.42	29.65	25.61	2.48	30.99	25.19	2.51
	109.4	23.50	22.34	2.42	24.84	22.11	2.46	26.17	23.95	2.49	26.84	25.91	2.51	28.84	25.35	2.57	30.18	24.95	2.60
	114.8	20.80	20.80	2.11	21.80	20.86	2.11	22.76	22.65	2.11	23.24	23.24	2.11	24.63	23.99	2.11	25.54	23.58	2.11

Combination (Capacity)	Outdoor air temp. EDB	Indoor air temp.:EWB																		
		57.2			60.8			64.4			67			71.6			75.2		
		TC	SHC	PI	TC	SHC	PI	TC	SHC	PI	TC	SHC	PI	TC	SHC	PI	TC	SHC	PI
		kBtu/h	kBtu/h	kW	kBtu/h	kBtu/h	kW	kBtu/h	kBtu/h	kW	kBtu/h	kBtu/h	kW	kBtu/h	kBtu/h	kW	kBtu/h	kBtu/h	kW
CTXS07L + FDXS12L + CDXS15L	68.0	28.69	23.08	1.98	29.98	22.69	2.01	31.27	24.05	2.05	31.91	25.62	2.07	33.85	24.81	2.13	35.14	24.24	2.17
	77.0	27.38	22.46	2.09	28.67	22.11	2.13	29.96	23.51	2.17	30.61	25.11	2.19	32.54	24.35	2.25	33.83	23.82	2.29
	86.0	26.08	21.85	2.22	27.37	21.54	2.26	28.66	22.98	2.30	29.30	24.60	2.32	31.24	23.90	2.38	32.53	23.41	2.42
	89.6	25.56	21.60	2.28	26.85	21.31	2.32	28.14	22.77	2.36	28.78	24.39	2.38	30.72	23.72	2.44	32.01	23.25	2.48
	95.0	24.77	21.24	2.36	26.06	20.97	2.40	27.35	22.46	2.44	28.00	24.09	2.46	29.94	23.45	2.52	31.23	23.01	2.56
	104.0	23.47	20.64	2.52	24.76	20.41	2.55	26.05	21.94	2.59	26.70	23.59	2.61	28.63	23.01	2.67	29.92	22.60	2.71
	109.4	22.69	20.29	2.61	23.87	20.03	2.62	25.00	21.52	2.62	25.55	23.15	2.62	27.16	22.52	2.62	28.21	22.08	2.62
	114.8	19.66	18.92	2.11	20.57	18.65	2.11	21.47	20.14	2.11	21.91	21.79	2.11	23.20	21.22	2.11	24.04	20.83	2.11
CDXS07L + FTXS12L + FTXS15L	68.0	29.71	25.47	2.00	31.05	25.05	2.04	32.38	26.75	2.08	33.05	28.68	2.10	35.06	27.83	2.16	36.39	27.25	2.32
	77.0	28.36	24.85	2.12	29.70	24.47	2.16	31.03	26.21	2.20	31.70	28.16	2.22	33.70	27.38	2.28	35.04	26.84	2.32
	86.0	27.01	24.23	2.25	28.35	23.90	2.29	29.68	25.68	2.33	30.35	27.65	2.35	32.35	26.92	2.41	33.69	26.43	2.45
	89.6	26.47	23.99	2.31	27.81	23.67	2.35	29.14	25.47	2.39	29.81	27.44	2.41	31.81	26.74	2.47	33.15	26.26	2.51
	95.0	25.66	23.62	2.39	27.00	23.33	2.43	28.33	25.15	2.47	29.00	27.14	2.49	31.00	26.48	2.55	32.34	26.02	2.59
	104.0	24.31	23.02	2.55	25.65	22.76	2.59	26.98	24.63	2.63	27.65	26.63	2.65	29.65	26.03	2.71	30.94	25.60	2.74
	109.4	23.43	22.62	2.62	24.60	22.33	2.62	25.74	24.15	2.62	26.31	26.14	2.62	27.95	25.48	2.62	29.02	25.03	2.62
	114.8	20.19	20.19	2.11	21.13	20.91	2.11	22.05	22.05	2.11	22.49	22.49	2.11	23.81	23.81	2.11	24.67	23.76	2.11
CDXS07L + FTXS12L + CDXS15L	68.0	28.58	23.32	1.93	29.87	22.93	1.97	31.15	24.35	2.00	31.80	25.98	2.02	33.73	25.16	2.08	35.01	24.60	2.12
	77.0	27.28	22.71	2.04	28.57	22.36	2.08	29.86	23.82	2.12	30.50	25.47	2.14	32.43	24.71	2.20	33.71	24.19	2.24
	86.0	25.99	22.10	2.17	27.27	21.79	2.21	28.56	23.29	2.25	29.20	24.96	2.27	31.13	24.27	2.32	32.41	23.79	2.36
	89.6	25.47	21.86	2.22	26.75	21.57	2.26	28.04	23.08	2.30	28.68	24.76	2.32	30.61	24.09	2.38	31.89	23.62	2.42
	95.0	24.69	21.50	2.31	25.97	21.23	2.34	27.26	22.77	2.38	27.90	24.46	2.40	29.83	23.83	2.46	31.11	23.38	2.50
	104.0	23.39	20.91	2.45	24.67	20.68	2.49	25.96	22.26	2.53	26.60	23.97	2.55	28.53	23.39	2.61	29.81	22.98	2.65
	109.4	22.61	20.56	2.55	23.89	20.35	2.59	25.17	21.95	2.62	25.73	23.64	2.62	27.36	23.00	2.62	28.42	22.56	2.62
	114.8	19.73	19.27	2.11	20.66	19.00	2.11	21.57	20.55	2.11	22.01	22.01	2.11	23.32	21.68	2.11	24.17	21.29	2.11
CDXS07L + FDXS12L + FTXS15L	68.0	28.58	24.35	1.85	29.87	23.95	1.88	31.15	25.56	1.92	31.80	27.38	1.94	33.73	26.57	1.99	35.01	26.01	2.14
	77.0	27.28	23.75	1.96	28.57	23.39	1.99	29.86	25.04	2.03	30.50	26.88	2.05	32.43	26.13	2.11	33.71	25.61	2.14
	86.0	25.99	23.15	2.08	27.27	22.83	2.12	28.56	24.52	2.15	29.20	26.39	2.17	31.13	25.69	2.23	32.41	25.21	2.26
	89.6	25.47	22.92	2.13	26.75	22.61	2.17	28.04	24.32	2.20	28.68	26.19	2.22	30.61	25.52	2.28	31.89	25.05	2.31
	95.0	24.69	22.57	2.21	25.97	22.29	2.25	27.26	24.01	2.28	27.90	25.90	2.30	29.83	25.26	2.36	31.11	24.82	2.39
	104.0	23.39	21.98	2.35	24.67	21.74	2.39	25.96	23.51	2.43	26.60	25.41	2.44	28.53	24.83	2.50	29.81	24.43	2.54
	109.4	22.61	21.64	2.44	23.89	21.42	2.48	25.18	23.20	2.51	25.82	25.12	2.53	27.75	24.58	2.59	29.02	24.19	2.62
	114.8	20.02	20.02	2.11	20.97	20.21	2.11	21.90	21.90	2.11	22.36	22.36	2.11	23.70	23.27	2.11	24.57	22.88	2.11
CDXS07L + FDXS12L + CDXS15L	68.0	27.56	22.25	1.87	28.80	21.88	1.91	30.04	23.20	1.95	30.66	24.73	1.96	32.52	23.95	2.02	33.76	23.40	2.06
	77.0	26.31	21.66	1.98	27.55	21.32	2.02	28.79	22.69	2.06	29.41	24.24	2.08	31.26	23.51	2.13	32.50	23.01	2.17
	86.0	25.05	21.08	2.11	26.29	20.78	2.14	27.53	22.18	2.18	28.15	23.75	2.20	30.01	23.08	2.26	31.25	22.61	2.29
	89.6	24.55	20.84	2.16	25.79	20.56	2.20	27.03	21.98	2.23	27.65	23.55	2.25	29.51	22.91	2.31	30.75	22.46	2.34
	95.0	23.80	20.50	2.24	25.04	20.23	2.28	26.28	21.68	2.31	26.90	23.26	2.33	28.76	22.65	2.39	30.00	22.22	2.43
	104.0	22.55	19.92	2.38	23.79	19.70	2.42	25.03	21.18	2.46	25.65	22.78	2.48	27.51	22.23	2.53	28.75	21.84	2.57
	109.4	21.80	19.58	2.47	23.04	19.38	2.51	24.28	20.88	2.55	24.90	22.50	2.57	26.75	21.98	2.62	27.80	21.55	2.62
	114.8	19.28	18.45	2.11	20.20	18.19	2.11	21.10	19.64	2.11	21.54	21.24	2.11	22.83	20.68	2.11	23.67	20.31	2.11
CTXS07L + FTXS12L + FTXS18L	68.0	30.74	26.38	1.90	32.12	25.95	1.93	33.50	27.71	1.97	34.19	29.71	1.99	36.26	28.83	2.05	37.65	28.24	2.20
	77.0	29.34	25.73	2.01	30.72	25.35	2.05	32.10	27.15	2.08	32.79	29.17	2.10	34.87	28.36	2.16	36.25	27.81	2.20
	86.0	27.94	25.10	2.13	29.32	24.75	2.17	30.71	26.60	2.21	31.40	28.64	2.23	33.47	27.89	2.28	34.85	27.38	2.32
	89.6	27.38	24.84	2.19	28.76	24.52	2.22	30.15	26.38	2.26	30.84	28.43	2.28	32.91	27.71	2.34	34.29	27.21	2.37
	95.0	26.54	24.47	2.27	27.93	24.16	2.31	29.31	26.05	2.34	30.00	28.12	2.36	32.07	27.43	2.42	33.46	26.96	2.46
	104.0	25.15	23.84	2.41	26.53	23.58	2.45	27.91	25.51	2.49	28.60	27.59	2.51	30.68	26.97	2.56	32.06	26.54	2.60
	109.4	24.31	23.47	2.50	25.69	23.23	2.54	27.07	25.19	2.58	27.76	27.28	2.60	29.64	26.63	2.62	30.77	26.16	2.62
	114.8	21.17	21.17	2.11	22.17	21.79	2.11	23.14	23.14	2.11	23.62	23.62	2.11	25.02	25.02	2.11	25.93	24.74	2.11

Combination (Capacity)	Outdoor air temp. EDB	Indoor air temp.:EWB																		
		57.2			60.8			64.4			67			71.6			75.2		
		TC	SHC	PI	TC	SHC	PI	TC	SHC	PI	TC	SHC	PI	TC	SHC	PI	TC	SHC	PI
		kBtu/h	kBtu/h	kW	kBtu/h	kBtu/h	kW	kBtu/h	kBtu/h	kW	kBtu/h	kBtu/h	kW	kBtu/h	kBtu/h	kW	kBtu/h	kBtu/h	kW
CTXS07L + FTXS12L + CDXS18L	68.0	29.71	24.14	2.03	31.05	23.73	2.07	32.38	25.19	2.11	33.05	26.87	2.13	35.06	26.02	2.19	36.39	25.44	2.23
	77.0	28.36	23.50	2.15	29.70	23.14	2.19	31.03	24.64	2.23	31.70	26.34	2.26	33.70	25.55	2.32	35.04	25.01	2.36
	86.0	27.01	22.87	2.29	28.35	22.55	2.33	29.68	24.09	2.37	30.35	25.81	2.39	32.35	25.09	2.45	33.69	24.59	2.49
	89.6	26.47	22.62	2.34	27.81	22.32	2.38	29.14	23.88	2.42	29.81	25.60	2.44	31.81	24.91	2.51	33.15	24.42	2.55
	95.0	25.66	22.25	2.43	27.00	21.97	2.47	28.33	23.55	2.51	29.00	25.29	2.53	31.00	24.63	2.59	32.34	24.17	2.63
	104.0	24.31	21.63	2.59	25.65	21.39	2.63	26.98	23.01	2.67	27.65	24.77	2.69	29.59	24.15	2.74	30.70	23.66	2.74
	109.4	23.28	21.17	2.62	24.45	20.88	2.62	25.58	22.46	2.62	26.14	24.20	2.62	27.77	23.55	2.62	28.83	23.10	2.62
	114.8	20.11	19.75	2.11	21.04	19.46	2.11	21.94	21.06	2.11	22.39	22.39	2.11	23.69	22.22	2.11	24.54	21.82	2.11
CTXS07L + FDXS12L + FTXS18L	68.0	29.71	25.30	1.83	31.05	24.89	1.87	32.38	26.56	1.90	33.05	28.46	1.92	35.06	27.61	1.98	36.39	27.03	2.12
	77.0	28.36	24.68	1.94	29.70	24.31	1.98	31.03	26.02	2.01	31.70	27.94	2.03	33.70	27.15	2.09	35.04	26.61	2.12
	86.0	27.01	24.06	2.06	28.35	23.73	2.10	29.68	25.48	2.13	30.35	27.42	2.15	32.35	26.70	2.21	33.69	26.20	2.24
	89.6	26.47	23.82	2.11	27.81	23.50	2.15	29.14	25.27	2.18	29.81	27.22	2.20	31.81	26.52	2.26	33.15	26.04	2.29
	95.0	25.66	23.45	2.19	27.00	23.16	2.23	28.33	24.95	2.26	29.00	26.91	2.28	31.00	26.25	2.34	32.34	25.79	2.37
	104.0	24.31	22.85	2.33	25.65	22.59	2.37	26.98	24.43	2.40	27.65	26.41	2.42	29.65	25.80	2.48	30.99	25.39	2.51
	109.4	23.50	22.48	2.42	24.84	22.26	2.46	26.17	24.12	2.49	26.84	26.10	2.51	28.84	25.54	2.57	30.18	25.14	2.60
	114.8	20.80	20.80	2.11	21.80	21.01	2.11	22.76	22.76	2.11	23.24	23.24	2.11	24.63	24.18	2.11	25.54	23.78	2.11
CTXS07L + FDXS12L + CDXS18L	68.0	28.69	23.08	1.97	29.98	22.69	2.01	31.27	24.05	2.05	31.91	25.62	2.07	33.85	24.81	2.12	35.14	24.24	2.16
	77.0	27.38	22.46	2.09	28.67	22.11	2.12	29.96	23.51	2.16	30.61	25.11	2.18	32.54	24.35	2.24	33.83	23.82	2.28
	86.0	26.08	21.85	2.21	27.37	21.54	2.25	28.66	22.98	2.29	29.30	24.60	2.31	31.24	23.90	2.37	32.53	23.41	2.41
	89.6	25.56	21.60	2.27	26.85	21.31	2.31	28.14	22.77	2.35	28.78	24.39	2.37	30.72	23.72	2.43	32.01	23.25	2.47
	95.0	24.77	21.24	2.35	26.06	20.97	2.39	27.35	22.46	2.43	28.00	24.09	2.45	29.94	23.45	2.51	31.23	23.01	2.55
	104.0	23.47	20.64	2.51	24.76	20.41	2.54	26.05	21.94	2.58	26.70	23.59	2.60	28.63	23.01	2.66	29.92	22.60	2.70
	109.4	22.69	20.29	2.60	23.91	20.05	2.62	25.04	21.53	2.62	25.59	23.17	2.62	27.21	22.54	2.62	28.26	22.09	2.62
	114.8	19.68	18.93	2.11	20.60	18.66	2.11	21.49	20.16	2.11	21.94	21.80	2.11	23.23	21.23	2.11	24.07	20.84	2.11
CDXS07L + FTXS12L + FTXS18L	68.0	29.71	25.61	1.99	31.05	25.19	2.03	32.38	26.91	2.07	33.05	28.87	2.09	35.06	28.02	2.15	36.39	27.44	2.31
	77.0	28.36	24.99	2.11	29.70	24.61	2.15	31.03	26.38	2.19	31.70	28.35	2.21	33.70	27.56	2.27	35.04	27.03	2.31
	86.0	27.01	24.37	2.24	28.35	24.04	2.28	29.68	25.85	2.32	30.35	27.84	2.34	32.35	27.11	2.40	33.69	26.62	2.44
	89.6	26.47	24.13	2.30	27.81	23.81	2.34	29.14	25.63	2.38	29.81	27.63	2.40	31.81	26.93	2.46	33.15	26.45	2.50
	95.0	25.66	23.76	2.38	27.00	23.47	2.42	28.33	25.32	2.46	29.00	27.33	2.48	31.00	26.67	2.54	32.34	26.21	2.58
	104.0	24.31	23.16	2.54	25.65	22.90	2.58	26.98	24.79	2.62	27.65	26.83	2.63	29.65	26.22	2.69	30.99	25.81	2.73
	109.4	23.46	22.78	2.62	24.64	22.49	2.62	25.79	24.33	2.62	26.35	26.35	2.62	28.00	25.69	2.62	29.07	25.24	2.62
	114.8	20.22	20.22	2.11	21.16	21.06	2.11	22.07	22.07	2.11	22.52	22.52	2.11	23.84	23.84	2.11	24.70	23.97	2.11
CDXS07L + FTXS12L + CDXS18L	68.0	28.69	23.37	1.97	29.98	22.98	2.01	31.27	24.39	2.05	31.91	26.02	2.07	33.85	25.21	2.12	35.14	24.64	2.16
	77.0	27.38	22.75	2.09	28.67	22.40	2.12	29.96	23.86	2.16	30.61	25.51	2.18	32.54	24.75	2.24	33.83	24.23	2.28
	86.0	26.08	22.15	2.21	27.37	21.83	2.25	28.66	23.33	2.29	29.30	25.00	2.31	31.24	24.31	2.37	32.53	23.82	2.41
	89.6	25.56	21.91	2.27	26.85	21.61	2.31	28.14	23.12	2.35	28.78	24.80	2.37	30.72	24.13	2.43	32.01	23.66	2.47
	95.0	24.77	21.55	2.35	26.06	21.27	2.39	27.35	22.81	2.43	28.00	24.50	2.45	29.94	23.86	2.51	31.23	23.42	2.55
	104.0	23.47	20.95	2.51	24.76	20.72	2.54	26.05	22.29	2.58	26.70	24.00	2.60	28.63	23.43	2.66	29.92	23.02	2.70
	109.4	22.69	20.60	2.60	23.91	20.36	2.62	25.04	21.89	2.62	25.59	23.58	2.62	27.21	22.95	2.62	28.26	22.51	2.62
	114.8	19.68	19.25	2.11	20.60	18.97	2.11	21.49	20.52	2.11	21.94	21.94	2.11	23.23	21.65	2.11	24.07	21.27	2.11
CDXS07L + FDXS12L + FTXS18L	68.0	28.69	24.53	1.98	29.98	24.13	2.02	31.27	25.76	2.06	31.91	27.61	2.08	33.85	26.80	2.14	35.14	26.24	2.30
	77.0	27.38	23.93	2.10	28.67	23.57	2.14	29.96	25.24	2.18	30.61	27.11	2.20	32.54	26.35	2.26	33.83	25.84	2.30
	86.0	26.08	23.34	2.23	27.37	23.02	2.27	28.66	24.73	2.31	29.30	26.62	2.33	31.24	25.92	2.39	32.53	25.44	2.43
	89.6	25.56	23.10	2.29	26.85	22.80	2.33	28.14	24.52	2.37	28.78	26.42	2.39	30.72	25.74	2.45	32.01	25.28	2.49
	95.0	24.77	22.75	2.37	26.06	22.47	2.41	27.35	24.22	2.45	28.00	26.12	2.47	29.94	25.49	2.53	31.23	25.04	2.57
	104.0	23.47	22.16	2.53	24.76	21.92	2.57	26.05	23.71	2.60	26.70	25.64	2.62	28.63	25.06	2.68	29.92	24.65	2.72
	109.4	22.69	21.82	2.62	23.84	21.53	2.62	24.95	23.29	2.62	25.50	25.19	2.62	27.11	24.56	2.62	28.16	24.13	2.62
	114.8	19.63	19.63	2.11	20.55	20.19	2.11	21.44	21.44	2.11	21.88	21.88	2.11	23.17	23.17	2.11	24.00	22.92	2.11

Combination (Capacity)	Outdoor air temp. EDB	Indoor air temp.:EWB																		
		57.2			60.8			64.4			67			71.6			75.2		
		TC	SHC	PI	TC	SHC	PI	TC	SHC	PI	TC	SHC	PI	TC	SHC	PI	TC	SHC	PI
		kBtu/h	kBtu/h	kW	kBtu/h	kBtu/h	kW	kBtu/h	kBtu/h	kW	kBtu/h	kBtu/h	kW	kBtu/h	kBtu/h	kW	kBtu/h	kBtu/h	kW
CDXS07L + FDXS12L + CDXS18L	68.0	27.66	22.30	1.91	28.91	21.93	1.95	30.15	23.25	1.99	30.77	24.78	2.01	32.64	23.99	2.06	33.88	23.44	2.10
	77.0	26.40	21.71	2.03	27.65	21.37	2.06	28.89	22.73	2.10	29.51	24.28	2.12	31.38	23.55	2.18	32.62	23.04	2.22
	86.0	25.15	21.12	2.15	26.39	20.82	2.19	27.64	22.22	2.23	28.26	23.79	2.25	30.12	23.12	2.30	31.37	22.65	2.34
	89.6	24.64	20.89	2.20	25.89	20.60	2.24	27.13	22.02	2.28	27.75	23.59	2.30	29.62	22.95	2.36	30.86	22.49	2.40
	95.0	23.89	20.54	2.29	25.13	20.27	2.33	26.38	21.72	2.36	27.00	23.30	2.38	28.87	22.69	2.44	30.11	22.26	2.48
	104.0	22.63	19.96	2.43	23.88	19.74	2.47	25.12	21.21	2.51	25.74	22.82	2.53	27.61	22.26	2.59	28.85	21.87	2.62
	109.4	21.88	19.62	2.53	23.12	19.41	2.56	24.37	20.92	2.60	24.99	22.53	2.62	26.59	21.92	2.62	27.63	21.49	2.62
	114.8	19.22	18.42	2.11	20.13	18.16	2.11	21.01	19.61	2.11	21.45	21.21	2.11	22.73	20.65	2.11	23.56	20.27	2.11
CTXS07L + FTXS15L + FTXS15L	68.0	30.74	28.49	1.71	32.12	28.05	1.74	33.50	30.19	1.78	34.19	32.57	1.80	36.26	31.70	1.85	37.65	31.11	1.98
	77.0	29.34	27.87	1.81	30.72	27.47	1.85	32.10	29.65	1.88	32.79	32.05	1.90	34.87	31.24	1.95	36.25	30.69	1.98
	86.0	27.94	27.25	1.93	29.32	26.89	1.96	30.71	29.11	1.99	31.40	31.40	2.01	33.47	30.79	2.06	34.85	30.28	2.10
	89.6	27.38	27.00	1.97	28.76	26.66	2.01	30.15	28.90	2.04	30.84	30.84	2.06	32.91	30.61	2.11	34.29	30.12	2.14
	95.0	26.54	26.54	2.05	27.93	26.31	2.08	29.31	28.58	2.12	30.00	30.00	2.13	32.07	30.34	2.18	33.46	29.87	2.22
	104.0	25.15	25.15	2.18	26.53	25.74	2.21	27.91	27.91	2.25	28.60	28.60	2.26	30.68	29.89	2.31	32.06	29.46	2.35
	109.4	24.31	24.31	2.26	25.69	25.40	2.29	27.07	27.07	2.33	27.76	27.76	2.35	29.84	29.62	2.40	31.22	29.22	2.43
	114.8	22.14	22.14	2.11	23.21	23.21	2.11	24.25	24.25	2.11	24.77	24.77	2.11	26.27	26.27	2.11	27.24	27.24	2.11
CTXS07L + FTXS15L + CDXS15L	68.0	29.71	26.35	1.81	31.05	25.93	1.85	32.38	27.79	1.89	33.05	29.87	1.91	35.06	29.03	1.96	36.39	28.45	2.10
	77.0	28.36	25.74	1.92	29.70	25.36	1.96	31.03	27.26	2.00	31.70	29.36	2.01	33.70	28.58	2.07	35.04	28.05	2.10
	86.0	27.01	25.13	2.04	28.35	24.79	2.08	29.68	26.73	2.12	30.35	28.86	2.13	32.35	28.13	2.19	33.69	27.64	2.22
	89.6	26.47	24.89	2.09	27.81	24.56	2.13	29.14	26.52	2.17	29.81	28.66	2.18	31.81	27.96	2.24	33.15	27.48	2.27
	95.0	25.66	24.53	2.17	27.00	24.23	2.21	28.33	26.21	2.24	29.00	28.35	2.26	31.00	27.69	2.32	32.34	27.24	2.35
	104.0	24.31	23.93	2.31	25.65	23.67	2.35	26.98	25.69	2.38	27.65	27.65	2.40	29.65	27.25	2.46	30.99	26.84	2.49
	109.4	23.50	23.50	2.40	24.84	23.33	2.43	26.17	25.38	2.47	26.84	26.84	2.49	28.84	26.99	2.54	30.18	26.60	2.58
	114.8	20.88	20.88	2.11	21.88	21.88	2.11	22.85	22.85	2.11	23.33	23.33	2.11	24.73	24.73	2.11	25.64	25.28	2.11
CTXS07L + CDXS15L + CDXS15L	68.0	28.69	24.23	1.92	29.98	23.83	1.96	31.27	25.41	2.00	31.91	27.20	2.01	33.85	26.38	2.07	35.14	25.82	2.23
	77.0	27.38	23.62	2.03	28.67	23.27	2.07	29.96	24.88	2.11	30.61	26.69	2.13	32.54	25.94	2.19	33.83	25.42	2.23
	86.0	26.08	23.03	2.16	27.37	22.71	2.20	28.66	24.36	2.24	29.30	26.20	2.26	31.24	25.50	2.31	32.53	25.02	2.35
	89.6	25.56	22.79	2.21	26.85	22.49	2.25	28.14	24.16	2.29	28.78	26.00	2.31	30.72	25.32	2.37	32.01	24.86	2.41
	95.0	24.77	22.43	2.30	26.06	22.15	2.34	27.35	23.85	2.37	28.00	25.70	2.39	29.94	25.06	2.45	31.23	24.62	2.49
	104.0	23.47	21.85	2.44	24.76	21.61	2.48	26.05	23.34	2.52	26.70	25.21	2.54	28.63	24.63	2.60	29.92	24.23	2.63
	109.4	22.69	21.50	2.54	23.98	21.28	2.57	25.27	23.04	2.61	25.87	24.90	2.62	27.51	24.26	2.62	28.57	23.82	2.62
	114.8	19.82	19.82	2.11	20.76	19.95	2.11	21.67	21.66	2.11	22.12	22.12	2.11	23.43	22.95	2.11	24.28	22.56	2.11
CDXS07L + FTXS15L + FTXS15L	68.0	29.71	27.73	1.90	31.05	27.30	1.93	32.38	29.40	1.97	33.05	31.73	1.99	35.06	30.89	2.05	36.39	30.32	2.20
	77.0	28.36	27.13	2.01	29.70	26.73	2.05	31.03	28.88	2.08	31.70	31.23	2.10	33.70	30.45	2.16	35.04	29.92	2.20
	86.0	27.01	26.53	2.13	28.35	26.18	2.17	29.68	28.36	2.21	30.35	30.35	2.23	32.35	30.01	2.28	33.69	29.52	2.32
	89.6	26.47	26.29	2.19	27.81	25.95	2.22	29.14	28.15	2.26	29.81	29.81	2.28	31.81	29.84	2.34	33.15	29.36	2.37
	95.0	25.66	25.66	2.27	27.00	25.62	2.31	28.33	27.85	2.34	29.00	29.00	2.36	31.00	29.58	2.42	32.34	29.13	2.46
	104.0	24.31	24.31	2.41	25.65	25.07	2.45	26.98	26.98	2.49	27.65	27.65	2.51	29.65	29.14	2.56	30.99	28.73	2.60
	109.4	23.50	23.50	2.50	24.84	24.75	2.54	26.17	26.17	2.58	26.84	26.84	2.60	28.66	28.66	2.62	29.76	28.38	2.62
	114.8	20.54	20.54	2.11	21.51	21.51	2.11	22.45	22.45	2.11	22.92	22.92	2.11	24.28	24.28	2.11	25.17	25.17	2.11
CDXS07L + FTXS15L + CDXS15L	68.0	28.69	25.58	1.94	29.98	25.17	1.97	31.27	26.99	2.01	31.91	29.03	2.03	33.85	28.22	2.09	35.14	27.66	2.24
	77.0	27.38	24.99	2.05	28.67	24.62	2.09	29.96	26.48	2.13	30.61	28.54	2.15	32.54	27.78	2.21	33.83	27.27	2.24
	86.0	26.08	24.40	2.18	27.37	24.07	2.22	28.66	25.97	2.26	29.30	28.05	2.28	31.24	27.35	2.33	32.53	26.88	2.37
	89.6	25.56	24.17	2.23	26.85	23.86	2.27	28.14	25.77	2.31	28.78	27.86	2.33	30.72	27.18	2.39	32.01	26.72	2.43
	95.0	24.77	23.82	2.32	26.06	23.53	2.35	27.35	25.47	2.39	28.00	27.57	2.41	29.94	26.93	2.47	31.23	26.49	2.51
	104.0	23.47	23.25	2.46	24.76	22.99	2.50	26.05	24.97	2.54	26.70	26.70	2.56	28.63	26.51	2.62	29.92	26.11	2.66
	109.4	22.69	22.69	2.56	23.98	22.67	2.60	25.21	24.65	2.62	25.77	25.77	2.62	27.41	26.11	2.62	28.46	25.68	2.62
	114.8	19.77	19.77	2.11	20.70	20.70	2.11	21.61	21.61	2.11	22.05	22.05	2.11	23.36	23.36	2.11	24.21	24.21	2.11

Combination (Capacity)	Outdoor air temp. EDB	Indoor air temp.:EWB																	
		57.2			60.8			64.4			67			71.6			75.2		
		TC	SHC	PI	TC	SHC	PI	TC	SHC	PI	TC	SHC	PI	TC	SHC	PI	TC	SHC	PI
		kBtu/h	kBtu/h	kW	kBtu/h	kBtu/h	kW	kBtu/h	kBtu/h	kW	kBtu/h	kBtu/h	kW	kBtu/h	kBtu/h	kW	kBtu/h	kBtu/h	kW
CDXS07L + CDXS15L + CDXS15L	68.0	27.66	23.46	1.87	28.91	23.07	1.91	30.15	24.61	1.95	30.77	26.35	1.96	32.64	25.57	2.02	33.88	25.03	2.17
	77.0	26.40	22.88	1.98	27.65	22.53	2.02	28.89	24.11	2.06	29.51	25.87	2.08	31.38	25.14	2.13	32.62	24.64	2.17
	86.0	25.15	22.30	2.11	26.39	21.99	2.14	27.64	23.61	2.18	28.26	25.39	2.20	30.12	24.72	2.26	31.37	24.25	2.29
	89.6	24.64	22.07	2.16	25.89	21.78	2.20	27.13	23.41	2.23	27.75	25.20	2.25	29.62	24.55	2.31	30.86	24.10	2.34
	95.0	23.89	21.73	2.24	25.13	21.46	2.28	26.38	23.11	2.31	27.00	24.91	2.33	28.87	24.30	2.39	30.11	23.87	2.43
	104.0	22.63	21.16	2.38	23.88	20.93	2.42	25.12	22.62	2.46	25.74	24.44	2.48	27.61	23.88	2.53	28.85	23.49	2.57
	109.4	21.88	20.83	2.47	23.12	20.62	2.51	24.37	22.33	2.55	24.99	24.16	2.57	26.85	23.64	2.62	27.90	23.21	2.62
	114.8	19.35	19.35	2.11	20.27	19.44	2.11	21.17	21.11	2.11	21.61	21.61	2.11	22.90	22.36	2.11	23.75	21.99	2.11
FTXS09L + FTXS09L + FTXS09L	68.0	30.74	24.37	2.17	32.12	23.96	2.21	33.50	25.35	2.25	34.19	26.97	2.28	36.26	26.10	2.34	37.65	25.48	2.38
	77.0	29.34	23.71	2.30	30.72	23.33	2.34	32.10	24.77	2.39	32.79	26.42	2.41	34.87	25.60	2.47	36.25	25.04	2.51
	86.0	27.94	23.05	2.44	29.32	22.72	2.48	30.71	24.20	2.53	31.40	25.86	2.55	33.47	25.12	2.61	34.85	24.59	2.66
	89.6	27.38	22.78	2.50	28.76	22.47	2.54	30.15	23.97	2.59	30.84	25.64	2.61	32.91	24.92	2.67	34.29	24.42	2.72
	95.0	26.54	22.39	2.59	27.93	22.11	2.64	29.31	23.63	2.68	30.00	25.32	2.70	32.07	24.63	2.77	33.46	24.15	2.81
	104.0	25.06	21.71	2.74	26.27	21.39	2.74	27.45	22.88	2.74	28.03	24.55	2.74	29.72	23.83	2.74	30.82	23.33	2.74
	109.4	23.55	21.02	2.62	24.70	20.72	2.62	25.82	22.24	2.62	26.37	23.92	2.62	27.98	23.25	2.62	29.03	22.79	2.62
	114.8	20.39	19.60	2.11	21.31	19.30	2.11	22.20	20.83	2.11	22.64	22.53	2.11	23.93	21.92	2.11	24.77	21.51	2.11
FTXS09L + FTXS09L + FDXS09L	68.0	29.71	23.35	2.10	31.05	22.95	2.14	32.38	24.26	2.18	33.05	25.78	2.20	35.06	24.94	2.26	36.39	24.34	2.30
	77.0	28.36	22.70	2.22	29.70	22.34	2.26	31.03	23.70	2.31	31.70	25.24	2.33	33.70	24.46	2.39	35.04	23.91	2.43
	86.0	27.01	22.06	2.36	28.35	21.75	2.40	29.68	23.14	2.44	30.35	24.71	2.46	32.35	23.98	2.53	33.69	23.48	2.57
	89.6	26.47	21.81	2.42	27.81	21.51	2.46	29.14	22.92	2.50	29.81	24.49	2.52	31.81	23.80	2.58	33.15	23.30	2.63
	95.0	25.66	21.43	2.51	27.00	21.15	2.55	28.33	22.59	2.59	29.00	24.17	2.61	31.00	23.52	2.68	32.34	23.05	2.72
	104.0	24.31	20.80	2.67	25.65	20.56	2.71	26.92	22.01	2.74	27.49	23.59	2.74	29.17	22.89	2.74	30.26	22.40	2.74
	109.4	23.04	20.21	2.62	24.18	19.93	2.62	25.29	21.36	2.62	25.83	22.95	2.62	27.44	22.30	2.62	28.48	21.85	2.62
	114.8	19.96	18.83	2.11	20.87	18.54	2.11	21.76	19.98	2.11	22.20	21.58	2.11	23.48	20.99	2.11	24.31	20.59	2.11
FTXS09L + FDXS09L + FDXS09L	68.0	28.69	22.33	2.03	29.98	21.95	2.07	31.27	23.17	2.11	31.91	24.60	2.13	33.85	23.78	2.19	35.14	23.20	2.23
	77.0	27.38	21.70	2.15	28.67	21.36	2.19	29.96	22.62	2.23	30.61	24.07	2.26	32.54	23.31	2.32	33.83	22.78	2.36
	86.0	26.08	21.08	2.29	27.37	20.77	2.33	28.66	22.08	2.37	29.30	23.55	2.39	31.24	22.85	2.45	32.53	22.36	2.49
	89.6	25.56	20.83	2.34	26.85	20.54	2.38	28.14	21.86	2.42	28.78	23.34	2.44	30.72	22.67	2.51	32.01	22.19	2.55
	95.0	24.77	20.46	2.43	26.06	20.20	2.47	27.35	21.54	2.51	28.00	23.03	2.53	29.94	22.40	2.59	31.23	21.95	2.63
	104.0	23.47	19.85	2.59	24.76	19.63	2.63	26.05	21.01	2.67	26.70	22.52	2.69	28.57	21.93	2.74	29.65	21.45	2.74
	109.4	22.49	19.40	2.62	23.62	19.14	2.62	24.72	20.48	2.62	25.27	21.97	2.62	26.85	21.34	2.62	27.88	20.90	2.62
	114.8	19.52	18.05	2.11	20.42	17.77	2.11	21.30	19.13	2.11	21.73	20.63	2.11	23.00	20.06	2.11	23.82	19.67	2.11
FDXS09L + FDXS09L + FDXS09L	68.0	27.66	21.31	1.97	28.91	20.94	2.01	30.15	22.08	2.05	30.77	23.41	2.07	32.64	22.62	2.12	33.88	22.07	2.16
	77.0	26.40	20.70	2.09	27.65	20.37	2.12	28.89	21.55	2.16	29.51	22.90	2.18	31.38	22.17	2.24	32.62	21.65	2.28
	86.0	25.15	20.10	2.21	26.39	19.81	2.25	27.64	21.02	2.29	28.26	22.40	2.31	30.12	21.72	2.37	31.37	21.25	2.41
	89.6	24.64	19.86	2.27	25.89	19.58	2.31	27.13	20.81	2.35	27.75	22.19	2.37	29.62	21.55	2.43	30.86	21.09	2.47
	95.0	23.89	19.50	2.35	25.13	19.25	2.39	26.38	20.50	2.43	27.00	21.89	2.45	28.87	21.28	2.51	30.11	20.84	2.55
	104.0	22.63	18.91	2.51	23.88	18.69	2.54	25.12	19.99	2.58	25.74	21.40	2.60	27.61	20.84	2.66	28.85	20.44	2.70
	109.4	21.88	18.56	2.60	23.06	18.34	2.62	24.15	19.59	2.62	24.69	20.99	2.62	26.26	20.38	2.62	27.28	19.95	2.62
	114.8	19.07	17.27	2.11	19.96	17.01	2.11	20.83	18.27	2.11	21.26	19.68	2.11	22.51	19.12	2.11	23.33	18.74	2.11
FTXS09L + FTXS09L + FTXS12L	68.0	30.74	24.35	2.12	32.12	23.93	2.16	33.50	25.33	2.20	34.19	26.94	2.23	36.26	26.06	2.29	37.65	25.45	2.33
	77.0	29.34	23.68	2.25	30.72	23.31	2.29	32.10	24.75	2.33	32.79	26.38	2.35	34.87	25.57	2.42	36.25	25.00	2.46
	86.0	27.94	23.02	2.39	29.32	22.69	2.43	30.71	24.17	2.47	31.40	25.83	2.49	33.47	25.08	2.56	34.85	24.56	2.60
	89.6	27.38	22.76	2.45	28.76	22.45	2.49	30.15	23.94	2.53	30.84	25.61	2.55	32.91	24.89	2.61	34.29	24.38	2.66
	95.0	26.54	22.37	2.54	27.93	22.08	2.58	29.31	23.60	2.62	30.00	25.28	2.64	32.07	24.60	2.71	33.46	24.12	2.75
	104.0	25.15	21.72	2.70	26.51	21.47	2.74	27.70	22.96	2.74	28.29	24.62	2.74	30.00	23.90	2.74	31.12	23.39	2.74
	109.4	23.71	21.07	2.62	24.88	20.77	2.62	26.01	22.28	2.62	26.57	23.96	2.62	28.20	23.29	2.62	29.26	22.83	2.62
	114.8	20.48	19.61	2.11	21.41	19.32	2.11	22.32	20.85	2.11	22.76	22.54	2.11	24.07	21.93	2.11	24.92	21.52	2.11

Combination (Capacity)	Outdoor air temp. EDB	Indoor air temp.:EWB																		
		57.2			60.8			64.4			67			71.6			75.2		
		TC	SHC	PI	TC	SHC	PI	TC	SHC	PI	TC	SHC	PI	TC	SHC	PI	TC	SHC	PI
		kBtu/h	kBtu/h	kW	kBtu/h	kBtu/h	kW	kBtu/h	kBtu/h	kW	kBtu/h	kBtu/h	kW	kBtu/h	kBtu/h	kW	kBtu/h	kBtu/h	kW
FTXS09L + FTXS09L + FDXS12L	68.0	29.71	23.29	2.10	31.05	22.89	2.14	32.38	24.19	2.18	33.05	25.70	2.20	35.06	24.85	2.26	36.39	24.26	2.30
	77.0	28.36	22.64	2.22	29.70	22.28	2.26	31.03	23.62	2.31	31.70	25.16	2.33	33.70	24.37	2.39	35.04	23.82	2.43
	86.0	27.01	22.00	2.36	28.35	21.68	2.40	29.68	23.07	2.44	30.35	24.62	2.46	32.35	23.90	2.53	33.69	23.39	2.57
	89.6	26.47	21.74	2.42	27.81	21.45	2.46	29.14	22.84	2.50	29.81	24.41	2.52	31.81	23.71	2.58	33.15	23.22	2.63
	95.0	25.66	21.36	2.51	27.00	21.09	2.55	28.33	22.51	2.59	29.00	24.09	2.61	31.00	23.43	2.68	32.34	22.96	2.72
	104.0	24.31	20.74	2.67	25.65	20.50	2.71	26.92	21.94	2.74	27.49	23.50	2.74	29.17	22.80	2.74	30.26	22.31	2.74
	109.4	23.04	20.15	2.62	24.18	19.87	2.62	25.29	21.29	2.62	25.83	22.86	2.62	27.44	22.21	2.62	28.48	21.76	2.62
	114.8	19.96	18.76	2.11	20.87	18.47	2.11	21.76	19.90	2.11	22.20	21.49	2.11	23.48	20.90	2.11	24.31	20.50	2.11
FTXS09L + FDXS09L + FTXS12L	68.0	29.71	23.33	2.05	31.05	22.93	2.09	32.38	24.23	2.13	33.05	25.75	2.15	35.06	24.90	2.21	36.39	24.31	2.25
	77.0	28.36	22.68	2.17	29.70	22.32	2.21	31.03	23.67	2.25	31.70	25.21	2.27	33.70	24.42	2.33	35.04	23.87	2.37
	86.0	27.01	22.04	2.31	28.35	21.72	2.35	29.68	23.11	2.39	30.35	24.67	2.41	32.35	23.95	2.47	33.69	23.44	2.51
	89.6	26.47	21.78	2.36	27.81	21.48	2.40	29.14	22.89	2.44	29.81	24.46	2.46	31.81	23.76	2.53	33.15	23.27	2.57
	95.0	25.66	21.40	2.45	27.00	21.13	2.49	28.33	22.56	2.53	29.00	24.14	2.55	31.00	23.48	2.61	32.34	23.01	2.65
	104.0	24.31	20.78	2.61	25.65	20.54	2.65	26.98	22.01	2.69	27.65	23.61	2.71	29.48	22.96	2.74	30.58	22.47	2.74
	109.4	23.22	20.27	2.62	24.37	19.99	2.62	25.50	21.42	2.62	26.06	23.00	2.62	27.68	22.35	2.62	28.73	21.89	2.62
	114.8	20.07	18.85	2.11	20.99	18.56	2.11	21.89	20.00	2.11	22.34	21.60	2.11	23.64	21.01	2.11	24.48	20.61	2.11
FTXS09L + FDXS09L + FDXS12L	68.0	28.69	22.27	2.03	29.98	21.89	2.07	31.27	23.10	2.11	31.91	24.52	2.13	33.85	23.69	2.19	35.14	23.12	2.23
	77.0	27.38	21.64	2.15	28.67	21.30	2.19	29.96	22.55	2.23	30.61	23.99	2.26	32.54	23.23	2.32	33.83	22.70	2.36
	86.0	26.08	21.02	2.29	27.37	20.71	2.33	28.66	22.01	2.37	29.30	23.46	2.39	31.24	22.77	2.45	32.53	22.28	2.49
	89.6	25.56	20.77	2.34	26.85	20.48	2.38	28.14	21.79	2.42	28.78	23.26	2.44	30.72	22.59	2.51	32.01	22.11	2.55
	95.0	24.77	20.40	2.43	26.06	20.14	2.47	27.35	21.47	2.51	28.00	22.95	2.53	29.94	22.31	2.59	31.23	21.86	2.63
	104.0	23.47	19.79	2.59	24.76	19.57	2.63	26.05	20.94	2.67	26.70	22.44	2.69	28.57	21.84	2.74	29.65	21.36	2.74
	109.4	22.49	19.34	2.62	23.62	19.07	2.62	24.72	20.40	2.62	25.27	21.88	2.62	26.85	21.25	2.62	27.88	20.81	2.62
	114.8	19.52	17.98	2.11	20.42	17.71	2.11	21.30	19.05	2.11	21.73	20.54	2.11	23.00	19.97	2.11	23.82	19.58	2.11
FDXS09L + FDXS09L + FTXS12L	68.0	28.69	22.31	2.03	29.98	21.92	2.07	31.27	23.14	2.11	31.91	24.57	2.13	33.85	23.75	2.19	35.14	23.17	2.23
	77.0	27.38	21.68	2.15	28.67	21.33	2.19	29.96	22.59	2.23	30.61	24.04	2.26	32.54	23.28	2.32	33.83	22.75	2.36
	86.0	26.08	21.05	2.29	27.37	20.75	2.33	28.66	22.05	2.37	29.30	23.52	2.39	31.24	22.82	2.45	32.53	22.33	2.49
	89.6	25.56	20.81	2.34	26.85	20.52	2.38	28.14	21.84	2.42	28.78	23.31	2.44	30.72	22.64	2.51	32.01	22.16	2.55
	95.0	24.77	20.44	2.43	26.06	20.17	2.47	27.35	21.51	2.51	28.00	23.00	2.53	29.94	22.36	2.59	31.23	21.91	2.63
	104.0	23.47	19.83	2.59	24.76	19.60	2.63	26.05	20.98	2.67	26.70	22.49	2.69	28.57	21.89	2.74	29.65	21.42	2.74
	109.4	22.49	19.38	2.62	23.62	19.11	2.62	24.72	20.45	2.62	25.27	21.94	2.62	26.85	21.31	2.62	27.88	20.87	2.62
	114.8	19.52	18.02	2.11	20.42	17.75	2.11	21.30	19.10	2.11	21.73	20.59	2.11	23.00	20.02	2.11	23.82	19.63	2.11
FDXS09L + FDXS09L + FDXS12L	68.0	27.66	21.25	1.97	28.91	20.89	2.01	30.15	22.01	2.05	30.77	23.33	2.07	32.64	22.54	2.12	33.88	21.98	2.16
	77.0	26.40	20.64	2.09	27.65	20.31	2.12	28.89	21.48	2.16	29.51	22.82	2.18	31.38	22.09	2.24	32.62	21.57	2.28
	86.0	25.15	20.04	2.21	26.39	19.75	2.25	27.64	20.95	2.29	28.26	22.31	2.31	30.12	21.64	2.37	31.37	21.16	2.41
	89.6	24.64	19.80	2.27	25.89	19.52	2.31	27.13	20.74	2.35	27.75	22.11	2.37	29.62	21.46	2.43	30.86	21.00	2.47
	95.0	23.89	19.44	2.35	25.13	19.19	2.39	26.38	20.43	2.43	27.00	21.81	2.45	28.87	21.20	2.51	30.11	20.76	2.55
	104.0	22.63	18.85	2.51	23.88	18.63	2.54	25.12	19.91	2.58	25.74	21.31	2.60	27.61	20.76	2.66	28.85	20.36	2.70
	109.4	21.88	18.49	2.60	23.06	18.28	2.62	24.15	19.52	2.62	24.69	20.90	2.62	26.26	20.29	2.62	27.28	19.87	2.62
	114.8	19.07	17.20	2.11	19.96	16.95	2.11	20.83	18.20	2.11	21.26	19.59	2.11	22.51	19.03	2.11	23.33	18.65	2.11
FTXS09L + FTXS09L + FTXS15L	68.0	30.74	26.53	1.90	32.12	26.09	1.93	33.50	27.89	1.97	34.19	29.91	1.99	36.26	29.03	2.05	37.65	28.44	2.20
	77.0	29.34	25.88	2.01	30.72	25.50	2.05	32.10	27.33	2.08	32.79	29.38	2.10	34.87	28.56	2.16	36.25	28.01	2.20
	86.0	27.94	25.25	2.13	29.32	24.90	2.17	30.71	26.78	2.21	31.40	28.85	2.23	33.47	28.10	2.28	34.85	27.59	2.32
	89.6	27.38	25.00	2.19	28.76	24.67	2.22	30.15	26.56	2.26	30.84	28.64	2.28	32.91	27.91	2.34	34.29	27.42	2.37
	95.0	26.54	24.62	2.27	27.93	24.31	2.31	29.31	26.23	2.34	30.00	28.32	2.36	32.07	27.64	2.42	33.46	27.16	2.46
	104.0	25.15	24.00	2.41	26.53	23.73	2.45	27.91	25.69	2.49	28.60	27.80	2.51	30.68	27.18	2.56	32.06	26.75	2.60
	109.4	24.31	23.62	2.50	25.69	23.38	2.54	27.07	25.37	2.58	27.76	27.49	2.60	29.64	26.84	2.62	30.77	26.37	2.62
	114.8	21.17	21.17	2.11	22.17	21.94	2.11	23.14	23.14	2.11	23.62	23.62	2.11	25.02	25.02	2.11	25.93	24.95	2.11

Combination (Capacity)	Outdoor air temp. EDB	Indoor air temp.:EWB																		
		57.2			60.8			64.4			67			71.6			75.2		
		TC	SHC	PI	TC	SHC	PI	TC	SHC	PI	TC	SHC	PI	TC	SHC	PI	TC	SHC	PI
		kBtu/h	kBtu/h	kW	kBtu/h	kBtu/h	kW	kBtu/h	kBtu/h	kW	kBtu/h	kBtu/h	kW	kBtu/h	kBtu/h	kW	kBtu/h	kBtu/h	kW
FTXS09L + FTXS09L + CDXS15L	68.0	29.71	24.42	2.04	31.05	24.01	2.08	32.38	25.52	2.12	33.05	27.25	2.14	35.06	26.40	2.20	36.39	25.82	2.24
	77.0	28.36	23.79	2.16	29.70	23.42	2.20	31.03	24.97	2.24	31.70	26.72	2.26	33.70	25.94	2.32	35.04	25.40	2.37
	86.0	27.01	23.16	2.30	28.35	22.84	2.34	29.68	24.43	2.38	30.35	26.20	2.40	32.35	25.48	2.46	33.69	24.98	2.50
	89.6	26.47	22.91	2.35	27.81	22.60	2.39	29.14	24.21	2.43	29.81	25.99	2.45	31.81	25.30	2.52	33.15	24.81	2.56
	95.0	25.66	22.54	2.44	27.00	22.26	2.48	28.33	23.89	2.52	29.00	25.68	2.54	31.00	25.02	2.60	32.34	24.56	2.64
	104.0	24.31	21.93	2.60	25.65	21.68	2.64	26.98	23.36	2.68	27.65	25.17	2.70	29.54	24.53	2.74	30.64	24.04	2.74
	109.4	23.25	21.45	2.62	24.41	21.16	2.62	25.54	22.79	2.62	26.10	24.58	2.62	27.72	23.93	2.62	28.78	23.48	2.62
	114.8	20.09	20.04	2.11	21.01	19.75	2.11	21.92	21.40	2.11	22.36	22.36	2.11	23.66	22.61	2.11	24.51	22.22	2.11
FTXS09L + FDXS09L + FTXS15L	68.0	29.71	25.49	1.83	31.05	25.08	1.87	32.38	26.78	1.90	33.05	28.71	1.92	35.06	27.86	1.98	36.39	27.29	2.12
	77.0	28.36	24.87	1.94	29.70	24.50	1.98	31.03	26.24	2.01	31.70	28.19	2.03	33.70	27.41	2.09	35.04	26.87	2.12
	86.0	27.01	24.26	2.06	28.35	23.92	2.10	29.68	25.71	2.13	30.35	27.68	2.15	32.35	26.96	2.21	33.69	26.46	2.24
	89.6	26.47	24.01	2.11	27.81	23.69	2.15	29.14	25.50	2.18	29.81	27.48	2.20	31.81	26.78	2.26	33.15	26.30	2.29
	95.0	25.66	23.65	2.19	27.00	23.35	2.23	28.33	25.18	2.26	29.00	27.17	2.28	31.00	26.51	2.34	32.34	26.05	2.37
	104.0	24.31	23.04	2.33	25.65	22.79	2.37	26.98	24.66	2.40	27.65	26.67	2.42	29.65	26.07	2.48	30.99	25.65	2.51
	109.4	23.50	22.68	2.42	24.84	22.45	2.46	26.17	24.34	2.49	26.84	26.37	2.51	28.84	25.80	2.57	30.18	25.41	2.60
	114.8	20.80	20.80	2.11	21.80	21.20	2.11	22.76	22.76	2.11	23.24	23.24	2.11	24.63	24.45	2.11	25.54	24.05	2.11
FTXS09L + FDXS09L + CDXS15L	68.0	28.69	23.39	1.98	29.98	23.00	2.01	31.27	24.42	2.05	31.91	26.06	2.07	33.85	25.24	2.13	35.14	24.67	2.17
	77.0	27.38	22.78	2.09	28.67	22.43	2.13	29.96	23.89	2.17	30.61	25.55	2.19	32.54	24.79	2.25	33.83	24.26	2.29
	86.0	26.08	22.17	2.22	27.37	21.86	2.26	28.66	23.36	2.30	29.30	25.04	2.32	31.24	24.34	2.38	32.53	23.86	2.42
	89.6	25.56	21.93	2.28	26.85	21.63	2.32	28.14	23.15	2.36	28.78	24.84	2.38	30.72	24.16	2.44	32.01	23.69	2.48
	95.0	24.77	21.57	2.36	26.06	21.30	2.40	27.35	22.84	2.44	28.00	24.54	2.46	29.94	23.90	2.52	31.23	23.45	2.56
	104.0	23.47	20.97	2.52	24.76	20.74	2.55	26.05	22.32	2.59	26.70	24.04	2.61	28.63	23.46	2.67	29.92	23.05	2.71
	109.4	22.69	20.62	2.61	23.87	20.36	2.62	25.00	21.91	2.62	25.55	23.60	2.62	27.16	22.97	2.62	28.21	22.53	2.62
	114.8	19.66	19.27	2.11	20.57	18.99	2.11	21.47	20.54	2.11	21.91	21.91	2.11	23.20	21.67	2.11	24.04	21.29	2.11
FDXS09L + FDXS09L + FTXS15L	68.0	28.69	24.46	1.77	29.98	24.06	1.81	31.27	25.68	1.85	31.91	27.51	1.86	33.85	26.69	1.92	35.14	26.14	2.06
	77.0	27.38	23.86	1.88	28.67	23.50	1.92	29.96	25.16	1.95	30.61	27.01	1.97	32.54	26.25	2.02	33.83	25.73	2.06
	86.0	26.08	23.26	2.00	27.37	22.94	2.03	28.66	24.64	2.07	29.30	26.51	2.09	31.24	25.82	2.14	32.53	25.34	2.17
	89.6	25.56	23.03	2.05	26.85	22.72	2.08	28.14	24.43	2.12	28.78	26.32	2.14	30.72	25.64	2.19	32.01	25.18	2.22
	95.0	24.77	22.67	2.12	26.06	22.39	2.16	27.35	24.13	2.19	28.00	26.02	2.21	29.94	25.38	2.27	31.23	24.94	2.30
	104.0	23.47	22.09	2.26	24.76	21.84	2.30	26.05	23.62	2.33	26.70	25.53	2.35	28.63	24.95	2.40	29.92	24.55	2.44
	109.4	22.69	21.74	2.35	23.98	21.52	2.38	25.27	23.32	2.42	25.91	25.24	2.43	27.85	24.70	2.49	29.14	24.32	2.52
	114.8	20.40	20.40	2.11	21.38	20.45	2.11	22.34	22.20	2.11	22.81	22.81	2.11	24.19	23.52	2.11	25.09	23.12	2.11
FDXS09L + FDXS09L + CDXS15L	68.0	27.66	22.36	1.92	28.91	21.99	1.96	30.15	23.32	2.00	30.77	24.86	2.01	32.64	24.07	2.07	33.88	23.53	2.11
	77.0	26.40	21.77	2.03	27.65	21.43	2.07	28.89	22.81	2.11	29.51	24.37	2.13	31.38	23.64	2.19	32.62	23.13	2.23
	86.0	25.15	21.18	2.16	26.39	20.88	2.20	27.64	22.30	2.24	28.26	23.88	2.26	30.12	23.20	2.31	31.37	22.73	2.35
	89.6	24.64	20.95	2.21	25.89	20.66	2.25	27.13	22.09	2.29	27.75	23.68	2.31	29.62	23.03	2.37	30.86	22.58	2.41
	95.0	23.89	20.60	2.30	25.13	20.34	2.34	26.38	21.79	2.37	27.00	23.39	2.39	28.87	22.78	2.45	30.11	22.34	2.49
	104.0	22.63	20.02	2.44	23.88	19.80	2.48	25.12	21.29	2.52	25.74	22.91	2.54	27.61	22.35	2.60	28.85	21.96	2.63
	109.4	21.88	19.68	2.54	23.12	19.48	2.57	24.37	20.99	2.61	24.95	22.60	2.62	26.54	21.99	2.62	27.57	21.57	2.62
	114.8	19.19	18.48	2.11	20.10	18.21	2.11	20.99	19.68	2.11	21.42	21.29	2.11	22.70	20.73	2.11	23.52	20.35	2.11
FTXS09L + FTXS09L + FTXS18L	68.0	30.74	26.66	1.90	32.12	26.23	1.93	33.50	28.05	1.97	34.19	30.10	1.99	36.26	29.22	2.05	37.65	28.63	2.20
	77.0	29.34	26.02	2.01	30.72	25.63	2.05	32.10	27.49	2.08	32.79	29.57	2.10	34.87	28.75	2.16	36.25	28.20	2.20
	86.0	27.94	25.39	2.13	29.32	25.04	2.17	30.71	26.95	2.21	31.40	29.04	2.23	33.47	28.29	2.28	34.85	27.78	2.32
	89.6	27.38	25.14	2.19	28.76	24.81	2.22	30.15	26.73	2.26	30.84	28.83	2.28	32.91	28.11	2.34	34.29	27.61	2.37
	95.0	26.54	24.76	2.27	27.93	24.46	2.31	29.31	26.40	2.34	30.00	28.51	2.36	32.07	27.83	2.42	33.46	27.36	2.46
	104.0	25.15	24.14	2.41	26.53	23.87	2.45	27.91	25.86	2.49	28.60	27.99	2.51	30.68	27.37	2.56	32.06	26.94	2.60
	109.4	24.31	23.77	2.50	25.69	23.53	2.54	27.07	25.54	2.58	27.76	27.68	2.60	29.64	27.03	2.62	30.77	26.56	2.62
	114.8	21.17	21.17	2.11	22.17	22.09	2.11	23.14	23.14	2.11	23.62	23.62	2.11	25.02	25.02	2.11	25.93	25.15	2.11

Combination (Capacity)	Outdoor air temp. EDB	Indoor air temp.:EWB																		
		57.2			60.8			64.4			67			71.6			75.2		
		TC	SHC	PI	TC	SHC	PI	TC	SHC	PI	TC	SHC	PI	TC	SHC	PI	TC	SHC	PI
		kBtu/h	kBtu/h	kW	kBtu/h	kBtu/h	kW	kBtu/h	kBtu/h	kW	kBtu/h	kBtu/h	kW	kBtu/h	kBtu/h	kW	kBtu/h	kBtu/h	kW
FTXS09L + FTXS09L + CDXS18L	68.0	29.71	24.42	2.03	31.05	24.01	2.07	32.38	25.52	2.11	33.05	27.25	2.13	35.06	26.40	2.19	36.39	25.82	2.23
	77.0	28.36	23.79	2.15	29.70	23.42	2.19	31.03	24.97	2.23	31.70	26.72	2.26	33.70	25.94	2.32	35.04	25.40	2.36
	86.0	27.01	23.16	2.29	28.35	22.84	2.33	29.68	24.43	2.37	30.35	26.20	2.39	32.35	25.48	2.45	33.69	24.98	2.49
	89.6	26.47	22.91	2.34	27.81	22.60	2.38	29.14	24.21	2.42	29.81	25.99	2.44	31.81	25.30	2.51	33.15	24.81	2.55
	95.0	25.66	22.54	2.43	27.00	22.26	2.47	28.33	23.89	2.51	29.00	25.68	2.53	31.00	25.02	2.59	32.34	24.56	2.63
	104.0	24.31	21.93	2.59	25.65	21.68	2.63	26.98	23.36	2.67	27.65	25.17	2.69	29.59	24.55	2.74	30.70	24.06	2.74
	109.4	23.28	21.46	2.62	24.45	21.18	2.62	25.58	22.81	2.62	26.14	24.60	2.62	27.77	23.94	2.62	28.83	23.49	2.62
	114.8	20.11	20.05	2.11	21.04	19.76	2.11	21.94	21.41	2.11	22.39	22.39	2.11	23.69	22.62	2.11	24.54	22.23	2.11
FTXS09L + FDXS09L + FTXS18L	68.0	29.71	25.63	1.83	31.05	25.21	1.87	32.38	26.94	1.90	33.05	28.90	1.92	35.06	28.05	1.98	36.39	27.48	2.12
	77.0	28.36	25.01	1.94	29.70	24.64	1.98	31.03	26.41	2.01	31.70	28.38	2.03	33.70	27.60	2.09	35.04	27.06	2.12
	86.0	27.01	24.40	2.06	28.35	24.06	2.10	29.68	25.87	2.13	30.35	27.87	2.15	32.35	27.15	2.21	33.69	26.65	2.24
	89.6	26.47	24.15	2.11	27.81	23.83	2.15	29.14	25.66	2.18	29.81	27.67	2.20	31.81	26.97	2.26	33.15	26.49	2.29
	95.0	25.66	23.79	2.19	27.00	23.49	2.23	28.33	25.35	2.26	29.00	27.36	2.28	31.00	26.70	2.34	32.34	26.24	2.37
	104.0	24.31	23.18	2.33	25.65	22.93	2.37	26.98	24.82	2.40	27.65	26.86	2.42	29.65	26.26	2.48	30.99	25.84	2.51
	109.4	23.50	22.82	2.42	24.84	22.59	2.46	26.17	24.51	2.49	26.84	26.56	2.51	28.84	25.99	2.57	30.18	25.60	2.60
	114.8	20.80	20.80	2.11	21.80	21.35	2.11	22.76	22.76	2.11	23.24	23.24	2.11	24.63	24.63	2.11	25.54	24.24	2.11
FTXS09L + FDXS09L + CDXS18L	68.0	28.69	23.39	1.97	29.98	23.00	2.01	31.27	24.42	2.05	31.91	26.06	2.07	33.85	25.24	2.12	35.14	24.67	2.16
	77.0	27.38	22.78	2.09	28.67	22.43	2.12	29.96	23.89	2.16	30.61	25.55	2.18	32.54	24.79	2.24	33.83	24.26	2.28
	86.0	26.08	22.17	2.21	27.37	21.86	2.25	28.66	23.36	2.29	29.30	25.04	2.31	31.24	24.34	2.37	32.53	23.86	2.41
	89.6	25.56	21.93	2.27	26.85	21.63	2.31	28.14	23.15	2.35	28.78	24.84	2.37	30.72	24.16	2.43	32.01	23.69	2.47
	95.0	24.77	21.57	2.35	26.06	21.30	2.39	27.35	22.84	2.43	28.00	24.54	2.45	29.94	23.90	2.51	31.23	23.45	2.55
	104.0	23.47	20.97	2.51	24.76	20.74	2.54	26.05	22.32	2.58	26.70	24.04	2.60	28.63	23.46	2.66	29.92	23.05	2.70
	109.4	22.69	20.62	2.60	23.91	20.38	2.62	25.04	21.92	2.62	25.59	23.62	2.62	27.21	22.98	2.62	28.26	22.55	2.62
	114.8	19.68	19.27	2.11	20.60	19.00	2.11	21.49	20.55	2.11	21.94	21.94	2.11	23.23	21.68	2.11	24.07	21.30	2.11
FDXS09L + FDXS09L + FTXS18L	68.0	28.69	24.60	1.77	29.98	24.20	1.81	31.27	25.84	1.85	31.91	27.70	1.86	33.85	26.88	1.92	35.14	26.32	2.06
	77.0	27.38	24.00	1.88	28.67	23.64	1.92	29.96	25.32	1.95	30.61	27.20	1.97	32.54	26.44	2.02	33.83	25.92	2.06
	86.0	26.08	23.40	2.00	27.37	23.08	2.03	28.66	24.80	2.07	29.30	26.70	2.09	31.24	26.01	2.14	32.53	25.53	2.17
	89.6	25.56	23.17	2.05	26.85	22.86	2.08	28.14	24.60	2.12	28.78	26.51	2.14	30.72	25.83	2.19	32.01	25.37	2.22
	95.0	24.77	22.81	2.12	26.06	22.53	2.16	27.35	24.29	2.19	28.00	26.21	2.21	29.94	25.57	2.27	31.23	25.13	2.30
	104.0	23.47	22.23	2.26	24.76	21.99	2.30	26.05	23.79	2.33	26.70	25.73	2.35	28.63	25.15	2.40	29.92	24.74	2.44
	109.4	22.69	21.88	2.35	23.98	21.66	2.38	25.27	23.49	2.42	25.91	25.44	2.43	27.85	24.89	2.49	29.14	24.51	2.52
	114.8	20.40	20.40	2.11	21.38	20.59	2.11	22.34	22.34	2.11	22.81	22.81	2.11	24.19	23.71	2.11	25.09	23.32	2.11
FDXS09L + FDXS09L + CDXS18L	68.0	27.66	22.36	1.91	28.91	21.99	1.95	30.15	23.32	1.99	30.77	24.86	2.01	32.64	24.07	2.06	33.88	23.53	2.10
	77.0	26.40	21.77	2.03	27.65	21.43	2.06	28.89	22.81	2.10	29.51	24.37	2.12	31.38	23.64	2.18	32.62	23.13	2.22
	86.0	25.15	21.18	2.15	26.39	20.88	2.19	27.64	22.30	2.23	28.26	23.88	2.25	30.12	23.20	2.30	31.37	22.73	2.34
	89.6	24.64	20.95	2.20	25.89	20.66	2.24	27.13	22.09	2.28	27.75	23.68	2.30	29.62	23.03	2.36	30.86	22.58	2.40
	95.0	23.89	20.60	2.29	25.13	20.34	2.33	26.38	21.79	2.36	27.00	23.39	2.38	28.87	22.78	2.44	30.11	22.34	2.48
	104.0	22.63	20.02	2.43	23.88	19.80	2.47	25.12	21.29	2.51	25.74	22.91	2.53	27.61	22.35	2.59	28.85	21.96	2.62
	109.4	21.88	19.68	2.53	23.12	19.48	2.56	24.37	20.99	2.60	24.99	22.62	2.62	26.59	22.01	2.62	27.63	21.58	2.62
	114.8	19.22	18.49	2.11	20.13	18.22	2.11	21.01	19.69	2.11	21.45	21.30	2.11	22.73	20.74	2.11	23.56	20.36	2.11
FTXS09L + FTXS12L + FTXS12L	68.0	30.74	24.33	2.12	32.12	23.91	2.16	33.50	25.30	2.20	34.19	26.91	2.23	36.26	26.03	2.29	37.65	25.42	2.33
	77.0	29.34	23.66	2.25	30.72	23.29	2.29	32.10	24.72	2.33	32.79	26.35	2.35	34.87	25.54	2.42	36.25	24.97	2.46
	86.0	27.94	23.00	2.39	29.32	22.67	2.43	30.71	24.14	2.47	31.40	25.80	2.49	33.47	25.05	2.56	34.85	24.53	2.60
	89.6	27.38	22.74	2.45	28.76	22.42	2.49	30.15	23.91	2.53	30.84	25.58	2.55	32.91	24.86	2.61	34.29	24.35	2.66
	95.0	26.54	22.35	2.54	27.93	22.06	2.58	29.31	23.57	2.62	30.00	25.25	2.64	32.07	24.57	2.71	33.46	24.09	2.75
	104.0	25.15	21.70	2.70	26.51	21.44	2.74	27.70	22.93	2.74	28.29	24.59	2.74	30.00	23.86	2.74	31.12	23.36	2.74
	109.4	23.71	21.04	2.62	24.88	20.74	2.62	26.01	22.26	2.62	26.57	23.93	2.62	28.20	23.26	2.62	29.26	22.79	2.62
	114.8	20.48	19.59	2.11	21.41	19.29	2.11	22.32	20.82	2.11	22.76	22.50	2.11	24.07	21.90	2.11	24.92	21.49	2.11

Combination (Capacity)	Outdoor air temp. EDB	Indoor air temp.:EWB																	
		57.2			60.8			64.4			67			71.6			75.2		
		TC	SHC	PI	TC	SHC	PI	TC	SHC	PI	TC	SHC	PI	TC	SHC	PI	TC	SHC	PI
		kBtu/h	kBtu/h	kW	kBtu/h	kBtu/h	kW	kBtu/h	kBtu/h	kW	kBtu/h	kBtu/h	kW	kBtu/h	kBtu/h	kW	kBtu/h	kBtu/h	kW
FTXS09L + FTXS12L + FDXS12L	68.0	29.71	23.27	2.05	31.05	22.87	2.09	32.38	24.16	2.13	33.05	25.67	2.15	35.06	24.82	2.21	36.39	24.23	2.25
	77.0	28.36	22.62	2.17	29.70	22.26	2.21	31.03	23.60	2.25	31.70	25.13	2.27	33.70	24.34	2.33	35.04	23.79	2.37
	86.0	27.01	21.98	2.31	28.35	21.66	2.35	29.68	23.04	2.39	30.35	24.59	2.41	32.35	23.87	2.47	33.69	23.36	2.51
	89.6	26.47	21.72	2.36	27.81	21.42	2.40	29.14	22.82	2.44	29.81	24.37	2.46	31.81	23.68	2.53	33.15	23.19	2.57
	95.0	25.66	21.34	2.45	27.00	21.07	2.49	28.33	22.48	2.53	29.00	24.06	2.55	31.00	23.40	2.61	32.34	22.93	2.65
	104.0	24.31	20.71	2.61	25.65	20.48	2.65	26.98	21.94	2.69	27.65	23.53	2.71	29.48	22.87	2.74	30.58	22.38	2.74
	109.4	23.22	20.21	2.62	24.37	19.93	2.62	25.50	21.34	2.62	26.06	22.91	2.62	27.68	22.26	2.62	28.73	21.81	2.62
	114.8	20.07	18.78	2.11	20.99	18.50	2.11	21.89	19.93	2.11	22.34	21.51	2.11	23.64	20.92	2.11	24.48	20.52	2.11
FTXS09L + FDXS12L + FDXS12L	68.0	28.69	22.21	2.03	29.98	21.83	2.07	31.27	23.03	2.11	31.91	24.43	2.13	33.85	23.61	2.19	35.14	23.04	2.23
	77.0	27.38	21.58	2.15	28.67	21.24	2.19	29.96	22.48	2.23	30.61	23.90	2.26	32.54	23.15	2.32	33.83	22.61	2.36
	86.0	26.08	20.96	2.29	27.37	20.65	2.33	28.66	21.93	2.37	29.30	23.38	2.39	31.24	22.68	2.45	32.53	22.19	2.49
	89.6	25.56	20.71	2.34	26.85	20.42	2.38	28.14	21.72	2.42	28.78	23.17	2.44	30.72	22.50	2.51	32.01	22.02	2.55
	95.0	24.77	20.34	2.43	26.06	20.07	2.47	27.35	21.40	2.51	28.00	22.86	2.53	29.94	22.23	2.59	31.23	21.77	2.63
	104.0	23.47	19.73	2.59	24.76	19.50	2.63	26.05	20.86	2.67	26.70	22.35	2.69	28.57	21.75	2.74	29.65	21.28	2.74
	109.4	22.49	19.27	2.62	23.62	19.01	2.62	24.72	20.33	2.62	25.27	21.80	2.62	26.85	21.17	2.62	27.88	20.73	2.62
	114.8	19.52	17.92	2.11	20.42	17.64	2.11	21.30	18.97	2.11	21.73	20.45	2.11	23.00	19.88	2.11	23.82	19.49	2.11
FDXS09L + FTXS12L + FTXS12L	68.0	29.71	23.30	2.06	31.05	22.91	2.10	32.38	24.21	2.14	33.05	25.72	2.16	35.06	24.87	2.22	36.39	24.28	2.26
	77.0	28.36	22.66	2.18	29.70	22.30	2.22	31.03	23.64	2.26	31.70	25.18	2.28	33.70	24.39	2.34	35.04	23.84	2.38
	86.0	27.01	22.01	2.31	28.35	21.70	2.36	29.68	23.08	2.40	30.35	24.64	2.42	32.35	23.92	2.48	33.69	23.41	2.52
	89.6	26.47	21.76	2.37	27.81	21.46	2.41	29.14	22.86	2.45	29.81	24.43	2.47	31.81	23.73	2.54	33.15	23.24	2.58
	95.0	25.66	21.38	2.46	27.00	21.10	2.50	28.33	22.53	2.54	29.00	24.11	2.56	31.00	23.45	2.62	32.34	22.98	2.67
	104.0	24.31	20.75	2.62	25.65	20.52	2.66	26.98	21.98	2.70	27.65	23.58	2.72	29.43	22.91	2.74	30.53	22.41	2.74
	109.4	23.19	20.23	2.62	24.34	19.95	2.62	25.46	21.38	2.62	26.02	22.95	2.62	27.64	22.30	2.62	28.69	21.85	2.62
	114.8	20.05	18.81	2.11	20.97	18.53	2.11	21.87	19.96	2.11	22.31	21.56	2.11	23.61	20.96	2.11	24.45	20.57	2.11
FDXS09L + FTXS12L + FDXS12L	68.0	28.69	22.25	2.03	29.98	21.86	2.07	31.27	23.07	2.11	31.91	24.48	2.13	33.85	23.66	2.19	35.14	23.09	2.23
	77.0	27.38	21.62	2.15	28.67	21.27	2.19	29.96	22.52	2.23	30.61	23.96	2.26	32.54	23.20	2.32	33.83	22.66	2.36
	86.0	26.08	20.99	2.29	27.37	20.69	2.33	28.66	21.98	2.37	29.30	23.43	2.39	31.24	22.74	2.45	32.53	22.24	2.49
	89.6	25.56	20.75	2.34	26.85	20.46	2.38	28.14	21.76	2.42	28.78	23.22	2.44	30.72	22.55	2.51	32.01	22.08	2.55
	95.0	24.77	20.38	2.43	26.06	20.11	2.47	27.35	21.44	2.51	28.00	22.92	2.53	29.94	22.28	2.59	31.23	21.83	2.63
	104.0	23.47	19.77	2.59	24.76	19.54	2.63	26.05	20.91	2.67	26.70	22.40	2.69	28.57	21.81	2.74	29.65	21.33	2.74
	109.4	22.49	19.31	2.62	23.62	19.05	2.62	24.72	20.37	2.62	25.27	21.85	2.62	26.85	21.22	2.62	27.88	20.78	2.62
	114.8	19.52	17.96	2.11	20.42	17.68	2.11	21.30	19.02	2.11	21.73	20.51	2.11	23.00	19.93	2.11	23.82	19.54	2.11
FDXS09L + FDXS12L + FDXS12L	68.0	27.66	21.19	1.97	28.91	20.83	2.01	30.15	21.94	2.05	30.77	23.25	2.07	32.64	22.46	2.12	33.88	21.90	2.16
	77.0	26.40	20.58	2.09	27.65	20.25	2.12	28.89	21.41	2.16	29.51	22.74	2.18	31.38	22.00	2.24	32.62	21.49	2.28
	86.0	25.15	19.97	2.21	26.39	19.69	2.25	27.64	20.88	2.29	28.26	22.23	2.31	30.12	21.56	2.37	31.37	21.08	2.41
	89.6	24.64	19.73	2.27	25.89	19.46	2.31	27.13	20.67	2.35	27.75	22.03	2.37	29.62	21.38	2.43	30.86	20.92	2.47
	95.0	23.89	19.38	2.35	25.13	19.12	2.39	26.38	20.35	2.43	27.00	21.72	2.45	28.87	21.11	2.51	30.11	20.67	2.55
	104.0	22.63	18.78	2.51	23.88	18.57	2.54	25.12	19.84	2.58	25.74	21.23	2.60	27.61	20.67	2.66	28.85	20.27	2.70
	109.4	21.88	18.43	2.60	23.06	18.21	2.62	24.15	19.45	2.62	24.69	20.82	2.62	26.26	20.21	2.62	27.28	19.78	2.62
	114.8	19.07	17.14	2.11	19.96	16.88	2.11	20.83	18.12	2.11	21.26	19.50	2.11	22.51	18.94	2.11	23.33	18.56	2.11
FTXS09L + FTXS12L + FTXS15L	68.0	30.74	26.50	1.85	32.12	26.07	1.88	33.50	27.86	1.92	34.19	29.88	1.94	36.26	29.00	1.99	37.65	28.40	2.14
	77.0	29.34	25.86	1.96	30.72	25.47	1.99	32.10	27.30	2.03	32.79	29.34	2.05	34.87	28.53	2.11	36.25	27.98	2.14
	86.0	27.94	25.22	2.08	29.32	24.88	2.12	30.71	26.75	2.15	31.40	28.81	2.17	33.47	28.07	2.23	34.85	27.55	2.26
	89.6	27.38	24.97	2.13	28.76	24.64	2.17	30.15	26.53	2.20	30.84	28.60	2.22	32.91	27.88	2.28	34.29	27.38	2.31
	95.0	26.54	24.59	2.21	27.93	24.29	2.25	29.31	26.20	2.28	30.00	28.29	2.30	32.07	27.60	2.36	33.46	27.13	2.39
	104.0	25.15	23.97	2.35	26.53	23.71	2.39	27.91	25.66	2.43	28.60	27.77	2.44	30.68	27.14	2.50	32.06	26.71	2.54
	109.4	24.31	23.60	2.44	25.69	23.36	2.48	27.07	25.34	2.51	27.76	27.46	2.53	29.84	26.87	2.59	31.20	26.46	2.62
	114.8	21.39	21.39	2.11	22.40	22.01	2.11	23.39	23.39	2.11	23.88	23.88	2.11	25.30	25.30	2.11	26.23	25.00	2.11

Combination (Capacity)	Outdoor air temp. EDB	Indoor air temp.:EWB																		
		57.2			60.8			64.4			67			71.6			75.2		
		TC	SHC	PI	TC	SHC	PI	TC	SHC	PI	TC	SHC	PI	TC	SHC	PI	TC	SHC	PI
		kBtu/h	kBtu/h	kW	kBtu/h	kBtu/h	kW	kBtu/h	kBtu/h	kW	kBtu/h	kBtu/h	kW	kBtu/h	kBtu/h	kW	kBtu/h	kBtu/h	kW
FTXS09L + FTXS12L + CDXS15L	68.0	29.71	24.40	1.99	31.05	23.99	2.03	32.38	25.49	2.07	33.05	27.22	2.09	35.06	26.37	2.15	36.39	25.79	2.19
	77.0	28.36	23.76	2.11	29.70	23.40	2.15	31.03	24.94	2.19	31.70	26.69	2.21	33.70	25.91	2.27	35.04	25.36	2.31
	86.0	27.01	23.14	2.24	28.35	22.81	2.28	29.68	24.40	2.32	30.35	26.17	2.34	32.35	25.45	2.40	33.69	24.94	2.44
	89.6	26.47	22.89	2.30	27.81	22.58	2.34	29.14	24.18	2.38	29.81	25.96	2.40	31.81	25.26	2.46	33.15	24.78	2.50
	95.0	25.66	22.52	2.38	27.00	22.23	2.42	28.33	23.86	2.46	29.00	25.65	2.48	31.00	24.99	2.54	32.34	24.53	2.58
	104.0	24.31	21.90	2.54	25.65	21.66	2.58	26.98	23.33	2.62	27.65	25.13	2.63	29.65	24.54	2.69	30.99	24.11	2.73
	109.4	23.46	21.52	2.62	24.64	21.23	2.62	25.79	22.86	2.62	26.35	24.64	2.62	28.00	23.99	2.62	29.07	23.53	2.62
	114.8	20.22	20.07	2.11	21.16	19.78	2.11	22.07	21.43	2.11	22.52	22.52	2.11	23.84	22.63	2.11	24.70	22.24	2.11
FTXS09L + FDXS12L + FTXS15L	68.0	29.71	25.43	1.83	31.05	25.01	1.87	32.38	26.71	1.90	33.05	28.62	1.92	35.06	27.78	1.98	36.39	27.20	2.12
	77.0	28.36	24.81	1.94	29.70	24.43	1.98	31.03	26.17	2.01	31.70	28.11	2.03	33.70	27.32	2.09	35.04	26.78	2.12
	86.0	27.01	24.19	2.06	28.35	23.86	2.10	29.68	25.63	2.13	30.35	27.59	2.15	32.35	26.87	2.21	33.69	26.37	2.24
	89.6	26.47	23.95	2.11	27.81	23.63	2.15	29.14	25.42	2.18	29.81	27.39	2.20	31.81	26.69	2.26	33.15	26.21	2.29
	95.0	25.66	23.58	2.19	27.00	23.29	2.23	28.33	25.10	2.26	29.00	27.08	2.28	31.00	26.42	2.34	32.34	25.96	2.37
	104.0	24.31	22.97	2.33	25.65	22.72	2.37	26.98	24.58	2.40	27.65	26.58	2.42	29.65	25.98	2.48	30.99	25.56	2.51
	109.4	23.50	22.61	2.42	24.84	22.38	2.46	26.17	24.27	2.49	26.84	26.28	2.51	28.84	25.71	2.57	30.18	25.32	2.60
	114.8	20.80	20.80	2.11	21.80	21.14	2.11	22.76	22.76	2.11	23.24	23.24	2.11	24.63	24.36	2.11	25.54	23.96	2.11
FTXS09L + FDXS12L + CDXS15L	68.0	28.69	23.33	1.98	29.98	22.94	2.01	31.27	24.35	2.05	31.91	25.97	2.07	33.85	25.15	2.13	35.14	24.59	2.17
	77.0	27.38	22.72	2.09	28.67	22.36	2.13	29.96	23.82	2.17	30.61	25.46	2.19	32.54	24.70	2.25	33.83	24.18	2.29
	86.0	26.08	22.11	2.22	27.37	21.80	2.26	28.66	23.29	2.30	29.30	24.95	2.32	31.24	24.25	2.38	32.53	23.77	2.42
	89.6	25.56	21.87	2.28	26.85	21.57	2.32	28.14	23.08	2.36	28.78	24.75	2.38	30.72	24.08	2.44	32.01	23.61	2.48
	95.0	24.77	21.51	2.36	26.06	21.23	2.40	27.35	22.76	2.44	28.00	24.45	2.46	29.94	23.81	2.52	31.23	23.36	2.56
	104.0	23.47	20.91	2.52	24.76	20.68	2.55	26.05	22.25	2.59	26.70	23.95	2.61	28.63	23.37	2.67	29.92	22.96	2.71
	109.4	22.69	20.55	2.61	23.87	20.30	2.62	25.00	21.83	2.62	25.55	23.51	2.62	27.16	22.88	2.62	28.21	22.44	2.62
	114.8	19.66	19.20	2.11	20.57	18.92	2.11	21.47	20.46	2.11	21.91	21.91	2.11	23.20	21.59	2.11	24.04	21.20	2.11
FDXS09L + FTXS12L + FTXS15L	68.0	29.71	25.47	1.83	31.05	25.05	1.87	32.38	26.75	1.90	33.05	28.68	1.92	35.06	27.83	1.98	36.39	27.25	2.12
	77.0	28.36	24.85	1.94	29.70	24.47	1.98	31.03	26.21	2.01	31.70	28.16	2.03	33.70	27.38	2.09	35.04	26.84	2.12
	86.0	27.01	24.23	2.06	28.35	23.90	2.10	29.68	25.68	2.13	30.35	27.65	2.15	32.35	26.92	2.21	33.69	26.43	2.24
	89.6	26.47	23.99	2.11	27.81	23.67	2.15	29.14	25.47	2.18	29.81	27.44	2.20	31.81	26.74	2.26	33.15	26.26	2.29
	95.0	25.66	23.62	2.19	27.00	23.33	2.23	28.33	25.15	2.26	29.00	27.14	2.28	31.00	26.48	2.34	32.34	26.02	2.37
	104.0	24.31	23.02	2.33	25.65	22.76	2.37	26.98	24.63	2.40	27.65	26.63	2.42	29.65	26.03	2.48	30.99	25.61	2.51
	109.4	23.50	22.65	2.42	24.84	22.43	2.46	26.17	24.31	2.49	26.84	26.33	2.51	28.84	25.77	2.57	30.18	25.37	2.60
	114.8	20.80	20.80	2.11	21.80	21.18	2.11	22.76	22.76	2.11	23.24	23.24	2.11	24.63	24.41	2.11	25.54	24.01	2.11
FDXS09L + FTXS12L + CDXS15L	68.0	28.69	23.37	1.93	29.98	22.98	1.97	31.27	24.39	2.00	31.91	26.02	2.02	33.85	25.21	2.08	35.14	24.64	2.12
	77.0	27.38	22.75	2.04	28.67	22.40	2.08	29.96	23.86	2.12	30.61	25.51	2.14	32.54	24.75	2.20	33.83	24.23	2.24
	86.0	26.08	22.15	2.17	27.37	21.83	2.21	28.66	23.33	2.25	29.30	25.00	2.27	31.24	24.31	2.32	32.53	23.82	2.36
	89.6	25.56	21.91	2.22	26.85	21.61	2.26	28.14	23.12	2.30	28.78	24.80	2.32	30.72	24.13	2.38	32.01	23.66	2.42
	95.0	24.77	21.55	2.31	26.06	21.27	2.34	27.35	22.81	2.38	28.00	24.50	2.40	29.94	23.86	2.46	31.23	23.42	2.50
	104.0	23.47	20.95	2.45	24.76	20.72	2.49	26.05	22.29	2.53	26.70	24.00	2.55	28.63	23.43	2.61	29.92	23.02	2.65
	109.4	22.69	20.60	2.55	23.98	20.38	2.59	25.26	21.98	2.62	25.82	23.67	2.62	27.46	23.03	2.62	28.52	22.59	2.62
	114.8	19.80	19.30	2.11	20.73	19.03	2.11	21.64	20.58	2.11	22.08	22.08	2.11	23.39	21.70	2.11	24.24	21.32	2.11
FDXS09L + FDXS12L + FTXS15L	68.0	28.69	24.39	1.77	29.98	23.99	1.81	31.27	25.60	1.85	31.91	27.43	1.86	33.85	26.61	1.92	35.14	26.05	2.06
	77.0	27.38	23.79	1.88	28.67	23.43	1.92	29.96	25.08	1.95	30.61	26.92	1.97	32.54	26.17	2.02	33.83	25.65	2.06
	86.0	26.08	23.20	2.00	27.37	22.88	2.03	28.66	24.56	2.07	29.30	26.43	2.09	31.24	25.73	2.14	32.53	25.25	2.17
	89.6	25.56	22.96	2.05	26.85	22.65	2.08	28.14	24.36	2.12	28.78	26.23	2.14	30.72	25.55	2.19	32.01	25.09	2.22
	95.0	24.77	22.61	2.12	26.06	22.32	2.16	27.35	24.05	2.19	28.00	25.93	2.21	29.94	25.29	2.27	31.23	24.85	2.30
	104.0	23.47	22.02	2.26	24.76	21.78	2.30	26.05	23.54	2.33	26.70	25.44	2.35	28.63	24.86	2.40	29.92	24.46	2.44
	109.4	22.69	21.67	2.35	23.98	21.45	2.38	25.27	23.24	2.42	25.91	25.15	2.43	27.85	24.61	2.49	29.14	24.23	2.52
	114.8	20.40	20.40	2.11	21.38	20.38	2.11	22.34	22.12	2.11	22.81	22.81	2.11	24.19	23.43	2.11	25.09	23.03	2.11

Combination (Capacity)	Outdoor air temp. EDB	Indoor air temp.:EWB																	
		57.2			60.8			64.4			67			71.6			75.2		
		TC	SHC	PI	TC	SHC	PI	TC	SHC	PI	TC	SHC	PI	TC	SHC	PI	TC	SHC	PI
		kBtu/h	kBtu/h	kW	kBtu/h	kBtu/h	kW	kBtu/h	kBtu/h	kW	kBtu/h	kBtu/h	kW	kBtu/h	kBtu/h	kW	kBtu/h	kBtu/h	kW
FDXS09L + FDXS12L + CDXS15L	68.0	27.66	22.30	1.92	28.91	21.93	1.96	30.15	23.25	2.00	30.77	24.78	2.01	32.64	23.99	2.07	33.88	23.44	2.11
	77.0	26.40	21.71	2.03	27.65	21.37	2.07	28.89	22.73	2.11	29.51	24.28	2.13	31.38	23.55	2.19	32.62	23.04	2.23
	86.0	25.15	21.12	2.16	26.39	20.82	2.20	27.64	22.22	2.24	28.26	23.79	2.26	30.12	23.12	2.31	31.37	22.65	2.35
	89.6	24.64	20.89	2.21	25.89	20.60	2.25	27.13	22.02	2.29	27.75	23.59	2.31	29.62	22.95	2.37	30.86	22.49	2.41
	95.0	23.89	20.54	2.30	25.13	20.27	2.34	26.38	21.72	2.37	27.00	23.30	2.39	28.87	22.69	2.45	30.11	22.26	2.49
	104.0	22.63	19.96	2.44	23.88	19.74	2.48	25.12	21.21	2.52	25.74	22.82	2.54	27.61	22.26	2.60	28.85	21.87	2.63
	109.4	21.88	19.62	2.54	23.12	19.41	2.57	24.37	20.92	2.61	24.95	22.52	2.62	26.54	21.90	2.62	27.57	21.48	2.62
	114.8	19.19	18.41	2.11	20.10	18.15	2.11	20.99	19.60	2.11	21.42	21.20	2.11	22.70	20.64	2.11	23.52	20.26	2.11
FTXS09L + FTXS12L + FTXS18L	68.0	30.74	26.64	1.85	32.12	26.21	1.88	33.50	28.02	1.92	34.19	30.07	1.94	36.26	29.19	1.99	37.65	28.59	2.14
	77.0	29.34	26.00	1.96	30.72	25.61	1.99	32.10	27.47	2.03	32.79	29.53	2.05	34.87	28.72	2.11	36.25	28.17	2.14
	86.0	27.94	25.37	2.08	29.32	25.02	2.12	30.71	26.92	2.15	31.40	29.00	2.17	33.47	28.26	2.23	34.85	27.74	2.26
	89.6	27.38	25.11	2.13	28.76	24.78	2.17	30.15	26.70	2.20	30.84	28.79	2.22	32.91	28.07	2.28	34.29	27.57	2.31
	95.0	26.54	24.74	2.21	27.93	24.43	2.25	29.31	26.37	2.28	30.00	28.48	2.30	32.07	27.79	2.36	33.46	27.32	2.39
	104.0	25.15	24.11	2.35	26.53	23.85	2.39	27.91	25.83	2.43	28.60	27.96	2.44	30.68	27.34	2.50	32.06	26.91	2.54
	109.4	24.31	23.74	2.44	25.69	23.50	2.48	27.07	25.51	2.51	27.76	27.65	2.53	29.84	27.06	2.59	31.20	26.65	2.62
	114.8	21.39	21.39	2.11	22.40	22.16	2.11	23.39	23.39	2.11	23.88	23.88	2.11	25.30	25.30	2.11	26.23	25.20	2.11
FTXS09L + FTXS12L + CDXS18L	68.0	29.71	24.40	1.98	31.05	23.99	2.02	32.38	25.49	2.06	33.05	27.22	2.08	35.06	26.37	2.14	36.39	25.79	2.18
	77.0	28.36	23.76	2.10	29.70	23.40	2.14	31.03	24.94	2.18	31.70	26.69	2.20	33.70	25.91	2.26	35.04	25.36	2.30
	86.0	27.01	23.14	2.23	28.35	22.81	2.27	29.68	24.40	2.31	30.35	26.17	2.33	32.35	25.45	2.39	33.69	24.94	2.43
	89.6	26.47	22.89	2.29	27.81	22.58	2.33	29.14	24.18	2.37	29.81	25.96	2.39	31.81	25.26	2.45	33.15	24.78	2.49
	95.0	25.66	22.52	2.37	27.00	22.23	2.41	28.33	23.86	2.45	29.00	25.65	2.47	31.00	24.99	2.53	32.34	24.53	2.57
	104.0	24.31	21.90	2.53	25.65	21.66	2.57	26.98	23.33	2.60	27.65	25.13	2.62	29.65	24.54	2.68	30.99	24.11	2.72
	109.4	23.50	21.53	2.62	24.68	21.25	2.62	25.83	22.87	2.62	26.40	24.66	2.62	28.05	24.00	2.62	29.13	23.55	2.62
	114.8	20.24	20.08	2.11	21.18	19.80	2.11	22.10	21.44	2.11	22.55	22.55	2.11	23.88	22.64	2.11	24.74	22.25	2.11
FTXS09L + FDXS12L + FTXS18L	68.0	29.71	25.57	1.83	31.05	25.15	1.87	32.38	26.87	1.90	33.05	28.81	1.92	35.06	27.97	1.98	36.39	27.39	2.12
	77.0	28.36	24.95	1.94	29.70	24.57	1.98	31.03	26.33	2.01	31.70	28.30	2.03	33.70	27.51	2.09	35.04	26.97	2.12
	86.0	27.01	24.33	2.06	28.35	24.00	2.10	29.68	25.80	2.13	30.35	27.78	2.15	32.35	27.06	2.21	33.69	26.56	2.24
	89.6	26.47	24.09	2.11	27.81	23.77	2.15	29.14	25.59	2.18	29.81	27.58	2.20	31.81	26.88	2.26	33.15	26.40	2.29
	95.0	25.66	23.72	2.19	27.00	23.43	2.23	28.33	25.27	2.26	29.00	27.27	2.28	31.00	26.61	2.34	32.34	26.16	2.37
	104.0	24.31	23.12	2.33	25.65	22.86	2.37	26.98	24.75	2.40	27.65	26.77	2.42	29.65	26.17	2.48	30.99	25.75	2.51
	109.4	23.50	22.76	2.42	24.84	22.53	2.46	26.17	24.43	2.49	26.84	26.47	2.51	28.84	25.90	2.57	30.18	25.51	2.60
	114.8	20.80	20.80	2.11	21.80	21.28	2.11	22.76	22.76	2.11	23.24	23.24	2.11	24.63	24.55	2.11	25.54	24.15	2.11
FTXS09L + FDXS12L + CDXS18L	68.0	28.79	23.38	2.02	30.08	22.98	2.06	31.38	24.40	2.10	32.03	26.02	2.12	33.97	25.20	2.18	35.26	24.63	2.22
	77.0	27.48	22.76	2.14	28.77	22.41	2.18	30.07	23.86	2.22	30.72	25.50	2.24	32.66	24.74	2.30	33.95	24.21	2.34
	86.0	26.17	22.15	2.27	27.47	21.84	2.31	28.76	23.33	2.35	29.41	24.99	2.37	31.35	24.29	2.43	32.64	23.80	2.47
	89.6	25.65	21.91	2.33	26.94	21.61	2.37	28.24	23.12	2.41	28.89	24.79	2.43	30.83	24.11	2.49	32.12	23.64	2.53
	95.0	24.86	21.55	2.41	26.16	21.27	2.45	27.45	22.80	2.49	28.10	24.49	2.51	30.04	23.85	2.57	31.34	23.40	2.61
	104.0	23.56	20.95	2.57	24.85	20.71	2.61	26.14	22.28	2.65	26.79	23.99	2.67	28.73	23.41	2.73	29.87	22.95	2.74
	109.4	22.64	20.53	2.62	23.77	20.26	2.62	24.88	21.79	2.62	25.43	23.47	2.62	27.03	22.84	2.62	28.07	22.40	2.62
	114.8	19.61	19.18	2.11	20.52	18.90	2.11	21.41	20.44	2.11	21.84	21.84	2.11	23.12	21.56	2.11	23.95	21.18	2.11
FDXS09L + FTXS12L + FTXS18L	68.0	29.71	25.61	1.83	31.05	25.19	1.87	32.38	26.91	1.90	33.05	28.87	1.92	35.06	28.02	1.98	36.39	27.44	2.12
	77.0	28.36	24.99	1.94	29.70	24.61	1.98	31.03	26.38	2.01	31.70	28.35	2.03	33.70	27.56	2.09	35.04	27.03	2.12
	86.0	27.01	24.37	2.06	28.35	24.04	2.10	29.68	25.85	2.13	30.35	27.84	2.15	32.35	27.11	2.21	33.69	26.62	2.24
	89.6	26.47	24.13	2.11	27.81	23.81	2.15	29.14	25.63	2.18	29.81	27.63	2.20	31.81	26.93	2.26	33.15	26.45	2.29
	95.0	25.66	23.76	2.19	27.00	23.47	2.23	28.33	25.32	2.26	29.00	27.33	2.28	31.00	26.67	2.34	32.34	26.21	2.37
	104.0	24.31	23.16	2.33	25.65	22.90	2.37	26.98	24.79	2.40	27.65	26.83	2.42	29.65	26.22	2.48	30.99	25.81	2.51
	109.4	23.50	22.80	2.42	24.84	22.57	2.46	26.17	24.48	2.49	26.84	26.53	2.51	28.84	25.96	2.57	30.18	25.57	2.60
	114.8	20.80	20.80	2.11	21.80	21.32	2.11	22.76	22.76	2.11	23.24	23.24	2.11	24.63	24.61	2.11	25.54	24.21	2.11

Combination (Capacity)	Outdoor air temp. EDB	Indoor air temp.:EWB																		
		57.2			60.8			64.4			67			71.6			75.2		
		TC	SHC	PI	TC	SHC	PI	TC	SHC	PI	TC	SHC	PI	TC	SHC	PI	TC	SHC	PI
		kBtu/h	kBtu/h	kW	kBtu/h	kBtu/h	kW	kBtu/h	kBtu/h	kW	kBtu/h	kBtu/h	kW	kBtu/h	kBtu/h	kW	kBtu/h	kBtu/h	kW
FDXS09L + FTXS12L + CDXS18L	68.0	28.79	23.42	1.97	30.08	23.02	2.01	31.38	24.44	2.05	32.03	26.07	2.07	33.97	25.25	2.12	35.26	24.68	2.16
	77.0	27.48	22.80	2.09	28.77	22.45	2.12	30.07	23.90	2.16	30.72	25.56	2.18	32.66	24.79	2.24	33.95	24.27	2.28
	86.0	26.17	22.19	2.21	27.47	21.88	2.25	28.76	23.37	2.29	29.41	25.05	2.31	31.35	24.35	2.37	32.64	23.86	2.41
	89.6	25.65	21.95	2.27	26.94	21.65	2.31	28.24	23.16	2.35	28.89	24.84	2.37	30.83	24.17	2.43	32.12	23.70	2.47
	95.0	24.86	21.59	2.35	26.16	21.31	2.39	27.45	22.85	2.43	28.10	24.54	2.45	30.04	23.90	2.51	31.34	23.45	2.55
	104.0	23.56	20.99	2.51	24.85	20.75	2.54	26.14	22.33	2.58	26.79	24.04	2.60	28.73	23.46	2.66	30.03	23.05	2.70
	109.4	22.77	20.63	2.60	24.00	20.39	2.62	25.13	21.93	2.62	25.68	23.62	2.62	27.30	22.98	2.62	28.35	22.54	2.62
	114.8	19.74	19.28	2.11	20.66	19.00	2.11	21.56	20.55	2.11	22.00	22.00	2.11	23.30	21.67	2.11	24.14	21.29	2.11
FDXS09L + FDXS12L + FTXS18L	68.0	28.79	24.58	1.82	30.08	24.18	1.86	31.38	25.81	1.90	32.03	27.66	1.91	33.97	26.84	1.97	35.26	26.28	2.11
	77.0	27.48	23.98	1.93	28.77	23.62	1.97	30.07	25.29	2.01	30.72	27.15	2.02	32.66	26.39	2.08	33.95	25.87	2.11
	86.0	26.17	23.38	2.05	27.47	23.06	2.09	28.76	24.77	2.12	29.41	26.66	2.14	31.35	25.96	2.20	32.64	25.47	2.23
	89.6	25.65	23.14	2.10	26.94	22.84	2.14	28.24	24.56	2.18	28.89	26.46	2.19	30.83	25.78	2.25	32.12	25.31	2.28
	95.0	24.86	22.79	2.18	26.16	22.50	2.22	27.45	24.25	2.25	28.10	26.16	2.27	30.04	25.52	2.33	31.34	25.08	2.36
	104.0	23.56	22.20	2.32	24.85	21.96	2.36	26.14	23.75	2.39	26.79	25.67	2.41	28.73	25.09	2.47	30.03	24.68	2.50
	109.4	22.77	21.85	2.41	24.06	21.63	2.45	25.36	23.44	2.48	26.01	25.38	2.50	27.95	24.83	2.55	29.24	24.45	2.59
	114.8	20.25	20.25	2.11	21.21	20.46	2.11	22.16	22.16	2.11	22.63	22.63	2.11	23.99	23.56	2.11	24.87	23.17	2.11
FDXS09L + FDXS12L + CDXS18L	68.0	27.76	22.35	1.96	29.01	21.97	2.00	30.26	23.30	2.04	30.89	24.82	2.06	32.76	24.03	2.12	34.01	23.48	2.15
	77.0	26.50	21.75	2.08	27.75	21.42	2.12	29.00	22.78	2.16	29.62	24.33	2.17	31.50	23.59	2.23	32.75	23.08	2.27
	86.0	25.24	21.16	2.21	26.49	20.86	2.24	27.74	22.26	2.28	28.36	23.83	2.30	30.23	23.16	2.36	31.48	22.68	2.40
	89.6	24.74	20.93	2.26	25.98	20.64	2.30	27.23	22.06	2.34	27.86	23.63	2.36	29.73	22.98	2.42	30.98	22.53	2.46
	95.0	23.98	20.58	2.34	25.23	20.31	2.38	26.48	21.75	2.42	27.10	23.34	2.44	28.97	22.72	2.50	30.22	22.29	2.54
	104.0	22.72	20.00	2.49	23.97	19.77	2.53	25.21	21.25	2.57	25.84	22.86	2.59	27.71	22.30	2.65	28.96	21.90	2.69
	109.4	21.96	19.65	2.59	23.18	19.44	2.62	24.28	20.88	2.62	24.82	22.47	2.62	26.40	21.86	2.62	27.43	21.43	2.62
	114.8	19.15	18.39	2.11	20.04	18.12	2.11	20.92	19.57	2.11	21.35	21.17	2.11	22.62	20.61	2.11	23.44	20.24	2.11
FTXS09L + FTXS15L + FTXS15L	68.0	30.74	28.76	1.71	32.12	28.32	1.74	33.50	30.51	1.78	34.19	32.94	1.80	36.26	32.06	1.85	37.65	31.48	1.98
	77.0	29.34	28.14	1.81	30.72	27.74	1.85	32.10	29.97	1.88	32.79	32.42	1.90	34.87	31.61	1.95	36.25	31.06	1.98
	86.0	27.94	27.52	1.93	29.32	27.16	1.96	30.71	29.43	1.99	31.40	31.40	2.01	33.47	31.15	2.06	34.85	30.65	2.10
	89.6	27.38	27.28	1.97	28.76	26.93	2.01	30.15	29.22	2.04	30.84	30.84	2.06	32.91	30.97	2.11	34.29	30.49	2.14
	95.0	26.54	26.54	2.05	27.93	26.59	2.08	29.31	28.90	2.12	30.00	30.00	2.13	32.07	30.71	2.18	33.46	30.24	2.22
	104.0	25.15	25.15	2.18	26.53	26.02	2.21	27.91	27.91	2.25	28.60	28.60	2.26	30.68	30.26	2.31	32.06	29.83	2.35
	109.4	24.31	24.31	2.26	25.69	25.68	2.29	27.07	27.07	2.33	27.76	27.76	2.35	29.84	29.84	2.40	31.22	29.59	2.43
	114.8	22.14	22.14	2.11	23.21	23.21	2.11	24.25	24.25	2.11	24.77	24.77	2.11	26.27	26.27	2.11	27.24	27.24	2.11
FTXS09L + FTXS15L + CDXS15L	68.0	29.71	26.62	1.82	31.05	26.19	1.86	32.38	28.10	1.90	33.05	30.24	1.91	35.06	29.39	1.97	36.39	28.82	2.11
	77.0	28.36	26.01	1.93	29.70	25.62	1.97	31.03	27.57	2.01	31.70	29.73	2.02	33.70	28.94	2.08	35.04	28.41	2.11
	86.0	27.01	25.40	2.05	28.35	25.06	2.09	29.68	27.05	2.12	30.35	29.22	2.14	32.35	28.50	2.20	33.69	28.01	2.23
	89.6	26.47	25.16	2.10	27.81	24.83	2.14	29.14	26.84	2.18	29.81	29.02	2.19	31.81	28.32	2.25	33.15	27.85	2.28
	95.0	25.66	24.80	2.18	27.00	24.50	2.22	28.33	26.53	2.25	29.00	28.72	2.27	31.00	28.06	2.33	32.34	27.60	2.36
	104.0	24.31	24.20	2.32	25.65	23.94	2.36	26.98	26.01	2.39	27.65	27.65	2.41	29.65	27.62	2.47	30.99	27.21	2.50
	109.4	23.50	23.50	2.41	24.84	23.61	2.45	26.17	25.70	2.48	26.84	26.84	2.50	28.84	27.36	2.55	30.18	26.97	2.59
	114.8	20.84	20.84	2.11	21.84	21.84	2.11	22.81	22.81	2.11	23.28	23.28	2.11	24.68	24.68	2.11	25.59	25.59	2.11
FTXS09L + CDXS15L + CDXS15L	68.0	28.79	24.54	1.97	30.08	24.13	2.01	31.38	25.76	2.05	32.03	27.60	2.07	33.97	26.78	2.12	35.26	26.22	2.28
	77.0	27.48	23.93	2.09	28.77	23.57	2.12	30.07	25.23	2.16	30.72	27.09	2.18	32.66	26.33	2.24	33.95	25.81	2.28
	86.0	26.17	23.34	2.21	27.47	23.01	2.25	28.76	24.72	2.29	29.41	26.60	2.31	31.35	25.90	2.37	32.64	25.41	2.41
	89.6	25.65	23.10	2.27	26.94	22.79	2.31	28.24	24.51	2.35	28.89	26.40	2.37	30.83	25.72	2.43	32.12	25.25	2.47
	95.0	24.86	22.74	2.35	26.16	22.46	2.39	27.45	24.20	2.43	28.10	26.10	2.45	30.04	25.46	2.51	31.34	25.02	2.55
	104.0	23.56	22.16	2.51	24.85	21.91	2.54	26.14	23.69	2.58	26.79	25.61	2.60	28.73	25.03	2.66	30.03	24.62	2.70
	109.4	22.77	21.81	2.60	24.00	21.56	2.62	25.13	23.30	2.62	25.68	25.20	2.62	27.30	24.56	2.62	28.35	24.13	2.62
	114.8	19.74	19.74	2.11	20.66	20.19	2.11	21.56	21.56	2.11	22.00	22.00	2.11	23.30	23.28	2.11	24.14	22.89	2.11

Combination (Capacity)	Outdoor air temp. EDB	Indoor air temp.:EWB																	
		57.2			60.8			64.4			67			71.6			75.2		
		TC	SHC	PI	TC	SHC	PI	TC	SHC	PI	TC	SHC	PI	TC	SHC	PI	TC	SHC	PI
		kBtu/h	kBtu/h	kW	kBtu/h	kBtu/h	kW	kBtu/h	kBtu/h	kW	kBtu/h	kBtu/h	kW	kBtu/h	kBtu/h	kW	kBtu/h	kBtu/h	kW
FDXS09L + FTXS15L + FTXS15L	68.0	29.71	27.73	1.65	31.05	27.30	1.69	32.38	29.40	1.72	33.05	31.73	1.74	35.06	30.89	1.79	36.39	30.32	1.92
	77.0	28.36	27.13	1.75	29.70	26.73	1.79	31.03	28.88	1.82	31.70	31.23	1.84	33.70	30.45	1.89	35.04	29.92	1.92
	86.0	27.01	26.53	1.86	28.35	26.18	1.90	29.68	28.36	1.93	30.35	30.35	1.94	32.35	30.01	1.99	33.69	29.52	2.03
	89.6	26.47	26.29	1.91	27.81	25.95	1.94	29.14	28.15	1.97	29.81	29.81	1.99	31.81	29.84	2.04	33.15	29.36	2.07
	95.0	25.66	25.66	1.98	27.00	25.62	2.01	28.33	27.85	2.05	29.00	29.00	2.06	31.00	29.58	2.11	32.34	29.13	2.14
	104.0	24.31	24.31	2.11	25.65	25.07	2.14	26.98	26.98	2.17	27.65	27.65	2.19	29.65	29.14	2.24	30.99	28.73	2.27
	109.4	23.50	23.50	2.19	24.84	24.75	2.22	26.17	26.17	2.25	26.84	26.84	2.27	28.84	28.84	2.32	30.18	28.50	2.35
	114.8	21.79	21.79	2.11	22.86	22.86	2.11	23.90	23.90	2.11	24.41	24.41	2.11	25.91	25.91	2.11	26.87	26.87	2.11
FDXS09L + FTXS15L + CDXS15L	68.0	28.79	25.63	1.81	30.08	25.22	1.84	31.38	27.04	1.88	32.03	29.08	1.90	33.97	28.26	1.95	35.26	27.70	2.10
	77.0	27.48	25.03	1.92	28.77	24.66	1.95	30.07	26.52	1.99	30.72	28.58	2.01	32.66	27.82	2.06	33.95	27.31	2.10
	86.0	26.17	24.45	2.03	27.47	24.12	2.07	28.76	26.01	2.11	29.41	28.09	2.12	31.35	27.39	2.18	32.64	26.91	2.21
	89.6	25.65	24.21	2.08	26.94	23.90	2.12	28.24	25.81	2.16	28.89	27.90	2.17	30.83	27.22	2.23	32.12	26.76	2.26
	95.0	24.86	23.86	2.16	26.16	23.57	2.20	27.45	25.51	2.23	28.10	27.61	2.25	30.04	26.96	2.31	31.34	26.52	2.34
	104.0	23.56	23.28	2.30	24.85	23.03	2.34	26.14	25.01	2.37	26.79	26.79	2.39	28.73	26.54	2.44	30.03	26.14	2.48
	109.4	22.77	22.77	2.39	24.06	22.71	2.42	25.36	24.71	2.46	26.01	26.01	2.48	27.95	26.29	2.53	29.24	25.91	2.57
	114.8	20.32	20.32	2.11	21.29	21.29	2.11	22.24	22.24	2.11	22.71	22.71	2.11	24.08	24.08	2.11	24.97	24.67	2.11
FDXS09L + CDXS15L + CDXS15L	68.0	27.76	23.50	1.91	29.01	23.12	1.95	30.26	24.65	1.99	30.89	26.40	2.01	32.76	25.61	2.06	34.01	25.07	2.22
	77.0	26.50	22.92	2.03	27.75	22.57	2.06	29.00	24.15	2.10	29.62	25.91	2.12	31.50	25.18	2.18	32.75	24.68	2.22
	86.0	25.24	22.34	2.15	26.49	22.03	2.19	27.74	23.65	2.23	28.36	25.43	2.25	30.23	24.75	2.30	31.48	24.29	2.34
	89.6	24.74	22.11	2.20	25.98	21.82	2.24	27.23	23.45	2.28	27.86	25.24	2.30	29.73	24.59	2.36	30.98	24.14	2.40
	95.0	23.98	21.77	2.29	25.23	21.50	2.33	26.48	23.15	2.36	27.10	24.95	2.38	28.97	24.33	2.44	30.22	23.91	2.48
	104.0	22.72	21.20	2.43	23.97	20.97	2.47	25.21	22.66	2.51	25.84	24.48	2.53	27.71	23.92	2.59	28.96	23.53	2.62
	109.4	21.96	20.86	2.53	23.21	20.65	2.56	24.46	22.36	2.60	25.08	24.20	2.62	26.69	23.58	2.62	27.73	23.16	2.62
	114.8	19.28	19.28	2.11	20.19	19.41	2.11	21.08	21.07	2.11	21.52	21.52	2.11	22.80	22.33	2.11	23.64	21.95	2.11
FTXS12L + FTXS12L + FTXS12L	68.0	30.74	24.30	2.07	32.12	23.89	2.11	33.50	25.27	2.15	34.19	26.88	2.17	36.26	26.00	2.24	37.65	25.39	2.28
	77.0	29.34	23.64	2.20	30.72	23.26	2.24	32.10	24.69	2.28	32.79	26.32	2.30	34.87	25.51	2.36	36.25	24.94	2.40
	86.0	27.94	22.97	2.33	29.32	22.65	2.37	30.71	24.11	2.41	31.40	25.76	2.44	33.47	25.02	2.50	34.85	24.49	2.54
	89.6	27.38	22.71	2.39	28.76	22.40	2.43	30.15	23.89	2.47	30.84	25.54	2.49	32.91	24.82	2.56	34.29	24.32	2.60
	95.0	26.54	22.32	2.48	27.93	22.03	2.52	29.31	23.55	2.56	30.00	25.22	2.58	32.07	24.54	2.64	33.46	24.05	2.69
	104.0	25.15	21.67	2.64	26.53	21.43	2.68	27.91	22.98	2.72	28.58	24.67	2.74	30.32	23.94	2.74	31.45	23.43	2.74
	109.4	23.90	21.10	2.62	25.08	20.81	2.62	26.23	22.31	2.62	26.80	23.98	2.62	28.45	23.31	2.62	29.53	22.84	2.62
	114.8	20.60	19.61	2.11	21.54	19.32	2.11	22.46	20.84	2.11	22.91	22.52	2.11	24.23	21.91	2.11	25.09	21.51	2.11
FTXS12L + FTXS12L + FDXS12L	68.0	29.71	23.24	2.06	31.05	22.85	2.10	32.38	24.13	2.14	33.05	25.64	2.16	35.06	24.79	2.22	36.39	24.20	2.26
	77.0	28.36	22.59	2.18	29.70	22.24	2.22	31.03	23.57	2.26	31.70	25.09	2.28	33.70	24.31	2.34	35.04	23.76	2.38
	86.0	27.01	21.95	2.31	28.35	21.64	2.36	29.68	23.01	2.40	30.35	24.56	2.42	32.35	23.83	2.48	33.69	23.32	2.52
	89.6	26.47	21.70	2.37	27.81	21.40	2.41	29.14	22.79	2.45	29.81	24.34	2.47	31.81	23.65	2.54	33.15	23.15	2.58
	95.0	25.66	21.32	2.46	27.00	21.04	2.50	28.33	22.46	2.54	29.00	24.02	2.56	31.00	23.36	2.62	32.34	22.90	2.67
	104.0	24.31	20.69	2.62	25.65	20.45	2.66	26.98	21.91	2.70	27.65	23.50	2.72	29.43	22.82	2.74	30.53	22.33	2.74
	109.4	23.19	20.17	2.62	24.34	19.89	2.62	25.46	21.30	2.62	26.02	22.87	2.62	27.64	22.21	2.62	28.69	21.76	2.62
	114.8	20.05	18.75	2.11	20.97	18.46	2.11	21.87	19.89	2.11	22.31	21.47	2.11	23.61	20.88	2.11	24.45	20.48	2.11
FTXS12L + FDXS12L + FDXS12L	68.0	28.69	22.19	2.03	29.98	21.81	2.07	31.27	23.00	2.11	31.91	24.40	2.13	33.85	23.58	2.19	35.14	23.01	2.23
	77.0	27.38	21.56	2.15	28.67	21.21	2.19	29.96	22.45	2.23	30.61	23.87	2.26	32.54	23.11	2.32	33.83	22.58	2.36
	86.0	26.08	20.93	2.29	27.37	20.63	2.33	28.66	21.91	2.37	29.30	23.35	2.39	31.24	22.65	2.45	32.53	22.16	2.49
	89.6	25.56	20.68	2.34	26.85	20.40	2.38	28.14	21.69	2.42	28.78	23.14	2.44	30.72	22.47	2.51	32.01	21.99	2.55
	95.0	24.77	20.31	2.43	26.06	20.05	2.47	27.35	21.37	2.51	28.00	22.83	2.53	29.94	22.19	2.59	31.23	21.74	2.63
	104.0	23.47	19.70	2.59	24.76	19.48	2.63	26.05	20.84	2.67	26.70	22.32	2.69	28.57	21.72	2.74	29.65	21.24	2.74
	109.4	22.49	19.25	2.62	23.62	18.98	2.62	24.72	20.30	2.62	25.27	21.76	2.62	26.85	21.13	2.62	27.88	20.69	2.62
	114.8	19.52	17.89	2.11	20.42	17.62	2.11	21.30	18.94	2.11	21.73	20.42	2.11	23.00	19.84	2.11	23.82	19.46	2.11

Combination (Capacity)	Outdoor air temp. EDB	Indoor air temp.:EWB																		
		57.2			60.8			64.4			67			71.6			75.2		
		TC	SHC	PI	TC	SHC	PI	TC	SHC	PI	TC	SHC	PI	TC	SHC	PI	TC	SHC	PI
		kBtu/h	kBtu/h	kW	kBtu/h	kBtu/h	kW	kBtu/h	kBtu/h	kW	kBtu/h	kBtu/h	kW	kBtu/h	kBtu/h	kW	kBtu/h	kBtu/h	kW
FDXS12L + FDXS12L + FDXS12L	68.0	27.66	21.14	1.97	28.91	20.77	2.01	30.15	21.87	2.05	30.77	23.17	2.07	32.64	22.38	2.12	33.88	21.82	2.16
	77.0	26.40	20.52	2.09	27.65	20.19	2.12	28.89	21.33	2.16	29.51	22.65	2.18	31.38	21.92	2.24	32.62	21.40	2.28
	86.0	25.15	19.91	2.21	26.39	19.63	2.25	27.64	20.81	2.29	28.26	22.14	2.31	30.12	21.47	2.37	31.37	20.99	2.41
	89.6	24.64	19.67	2.27	25.89	19.40	2.31	27.13	20.60	2.35	27.75	21.94	2.37	29.62	21.29	2.43	30.86	20.83	2.47
	95.0	23.89	19.31	2.35	25.13	19.06	2.39	26.38	20.28	2.43	27.00	21.64	2.45	28.87	21.03	2.51	30.11	20.59	2.55
	104.0	22.63	18.72	2.51	23.88	18.51	2.54	25.12	19.76	2.58	25.74	21.14	2.60	27.61	20.59	2.66	28.85	20.19	2.70
	109.4	21.88	18.37	2.60	23.06	18.15	2.62	24.15	19.37	2.62	24.69	20.73	2.62	26.26	20.12	2.62	27.28	19.69	2.62
	114.8	19.07	17.07	2.11	19.96	16.82	2.11	20.83	18.04	2.11	21.26	19.41	2.11	22.51	18.86	2.11	23.33	18.48	2.11
FTXS12L + FTXS12L + FTXS15L	68.0	30.74	26.48	1.85	32.12	26.04	1.88	33.50	27.83	1.92	34.19	29.84	1.94	36.26	28.97	1.99	37.65	28.37	2.14
	77.0	29.34	25.83	1.96	30.72	25.45	1.99	32.10	27.27	2.03	32.79	29.31	2.05	34.87	28.50	2.11	36.25	27.94	2.14
	86.0	27.94	25.20	2.08	29.32	24.85	2.12	30.71	26.72	2.15	31.40	28.78	2.17	33.47	28.03	2.23	34.85	27.52	2.26
	89.6	27.38	24.95	2.13	28.76	24.62	2.17	30.15	26.50	2.20	30.84	28.57	2.22	32.91	27.85	2.28	34.29	27.35	2.31
	95.0	26.54	24.57	2.21	27.93	24.26	2.25	29.31	26.17	2.28	30.00	28.25	2.30	32.07	27.57	2.36	33.46	27.10	2.39
	104.0	25.15	23.94	2.35	26.53	23.68	2.39	27.91	25.63	2.43	28.60	27.73	2.44	30.68	27.11	2.50	32.06	26.68	2.54
	109.4	24.31	23.57	2.44	25.69	23.33	2.48	27.07	25.31	2.51	27.76	27.42	2.53	29.84	26.84	2.59	31.20	26.42	2.62
	114.8	21.39	21.39	2.11	22.40	21.99	2.11	23.39	23.39	2.11	23.88	23.88	2.11	25.30	25.30	2.11	26.23	24.97	2.11
FTXS12L + FTXS12L + CDXS15L	68.0	29.71	24.37	1.99	31.05	23.96	2.03	32.38	25.47	2.07	33.05	27.19	2.09	35.06	26.34	2.15	36.39	25.75	2.19
	77.0	28.36	23.74	2.11	29.70	23.37	2.15	31.03	24.92	2.19	31.70	26.66	2.21	33.70	25.87	2.27	35.04	25.33	2.31
	86.0	27.01	23.11	2.24	28.35	22.79	2.28	29.68	24.37	2.32	30.35	26.13	2.34	32.35	25.41	2.40	33.69	24.91	2.44
	89.6	26.47	22.86	2.30	27.81	22.55	2.34	29.14	24.15	2.38	29.81	25.93	2.40	31.81	25.23	2.46	33.15	24.74	2.50
	95.0	25.66	22.49	2.38	27.00	22.21	2.42	28.33	23.83	2.46	29.00	25.61	2.48	31.00	24.95	2.54	32.34	24.49	2.58
	104.0	24.31	21.88	2.54	25.65	21.63	2.58	26.98	23.30	2.62	27.65	25.10	2.63	29.65	24.50	2.69	30.99	24.08	2.73
	109.4	23.46	21.49	2.62	24.64	21.21	2.62	25.79	22.83	2.62	26.35	24.61	2.62	28.00	23.95	2.62	29.07	23.50	2.62
	114.8	20.22	20.05	2.11	21.16	19.76	2.11	22.07	21.40	2.11	22.52	22.52	2.11	23.84	22.60	2.11	24.70	22.20	2.11
FTXS12L + FDXS12L + FTXS15L	68.0	29.71	25.40	1.83	31.05	24.99	1.87	32.38	26.68	1.90	33.05	28.59	1.92	35.06	27.74	1.98	36.39	27.17	2.12
	77.0	28.36	24.78	1.94	29.70	24.41	1.98	31.03	26.14	2.01	31.70	28.07	2.03	33.70	27.29	2.09	35.04	26.75	2.12
	86.0	27.01	24.17	2.06	28.35	23.83	2.10	29.68	25.60	2.13	30.35	27.56	2.15	32.35	26.84	2.21	33.69	26.34	2.24
	89.6	26.47	23.92	2.11	27.81	23.60	2.15	29.14	25.39	2.18	29.81	27.35	2.20	31.81	26.66	2.26	33.15	26.17	2.29
	95.0	25.66	23.55	2.19	27.00	23.26	2.23	28.33	25.07	2.26	29.00	27.05	2.28	31.00	26.39	2.34	32.34	25.93	2.37
	104.0	24.31	22.95	2.33	25.65	22.70	2.37	26.98	24.55	2.40	27.65	26.54	2.42	29.65	25.94	2.48	30.99	25.52	2.51
	109.4	23.50	22.59	2.42	24.84	22.36	2.46	26.17	24.24	2.49	26.84	26.24	2.51	28.84	25.68	2.57	30.18	25.28	2.60
	114.8	20.80	20.80	2.11	21.80	21.11	2.11	22.76	22.76	2.11	23.24	23.24	2.11	24.63	24.32	2.11	25.54	23.92	2.11
FTXS12L + FDXS12L + CDXS15L	68.0	28.79	23.35	1.98	30.08	22.96	2.02	31.38	24.37	2.06	32.03	25.99	2.08	33.97	25.16	2.14	35.26	24.60	2.18
	77.0	27.48	22.74	2.10	28.77	22.38	2.14	30.07	23.83	2.18	30.72	25.47	2.20	32.66	24.71	2.26	33.95	24.18	2.30
	86.0	26.17	22.13	2.23	27.47	21.81	2.27	28.76	23.30	2.31	29.41	24.96	2.33	31.35	24.26	2.39	32.64	23.77	2.43
	89.6	25.65	21.88	2.29	26.94	21.59	2.33	28.24	23.09	2.37	28.89	24.76	2.39	30.83	24.08	2.45	32.12	23.61	2.49
	95.0	24.86	21.52	2.37	26.16	21.25	2.41	27.45	22.77	2.45	28.10	24.45	2.47	30.04	23.81	2.53	31.34	23.36	2.57
	104.0	23.56	20.92	2.53	24.85	20.69	2.57	26.14	22.25	2.60	26.79	23.95	2.62	28.73	23.37	2.68	30.03	22.96	2.72
	109.4	22.77	20.57	2.62	23.92	20.29	2.62	25.04	21.82	2.62	25.59	23.50	2.62	27.21	22.86	2.62	28.25	22.42	2.62
	114.8	19.69	19.19	2.11	20.61	18.91	2.11	21.51	20.45	2.11	21.95	21.95	2.11	23.24	21.56	2.11	24.08	21.18	2.11
FDXS12L + FDXS12L + FTXS15L	68.0	28.79	24.38	1.82	30.08	23.98	1.86	31.38	25.57	1.90	32.03	27.38	1.91	33.97	26.56	1.97	35.26	26.00	2.11
	77.0	27.48	23.77	1.93	28.77	23.41	1.97	30.07	25.05	2.01	30.72	26.88	2.02	32.66	26.12	2.08	33.95	25.60	2.11
	86.0	26.17	23.17	2.05	27.47	22.85	2.09	28.76	24.53	2.12	29.41	26.38	2.14	31.35	25.68	2.20	32.64	25.20	2.23
	89.6	25.65	22.94	2.10	26.94	22.63	2.14	28.24	24.32	2.18	28.89	26.18	2.19	30.83	25.50	2.25	32.12	25.04	2.28
	95.0	24.86	22.58	2.18	26.16	22.30	2.22	27.45	24.01	2.25	28.10	25.88	2.27	30.04	25.24	2.33	31.34	24.80	2.36
	104.0	23.56	21.99	2.32	24.85	21.75	2.36	26.14	23.50	2.39	26.79	25.39	2.41	28.73	24.81	2.47	30.03	24.40	2.50
	109.4	22.77	21.64	2.41	24.06	21.42	2.45	25.36	23.20	2.48	26.01	25.10	2.50	27.95	24.55	2.55	29.24	24.17	2.59
	114.8	20.25	20.25	2.11	21.21	20.25	2.11	22.16	21.97	2.11	22.63	22.63	2.11	23.99	23.27	2.11	24.87	22.88	2.11

Combination (Capacity)	Outdoor air temp. EDB	Indoor air temp.:EWB																	
		57.2			60.8			64.4			67			71.6			75.2		
		TC	SHC	PI	TC	SHC	PI	TC	SHC	PI	TC	SHC	PI	TC	SHC	PI	TC	SHC	PI
		kBtu/h	kBtu/h	kW	kBtu/h	kBtu/h	kW	kBtu/h	kBtu/h	kW	kBtu/h	kBtu/h	kW	kBtu/h	kBtu/h	kW	kBtu/h	kBtu/h	kW
FDXS12L + FDXS12L + CDXS15L	68.0	27.76	22.29	1.97	29.01	21.91	2.01	30.26	23.22	2.05	30.89	24.74	2.07	32.76	23.95	2.12	34.01	23.40	2.16
	77.0	26.50	21.69	2.09	27.75	21.35	2.12	29.00	22.70	2.16	29.62	24.24	2.18	31.50	23.51	2.24	32.75	23.00	2.28
	86.0	25.24	21.10	2.21	26.49	20.80	2.25	27.74	22.19	2.29	28.36	23.74	2.31	30.23	23.07	2.37	31.48	22.60	2.41
	89.6	24.74	20.86	2.27	25.98	20.58	2.31	27.23	21.99	2.35	27.86	23.55	2.37	29.73	22.90	2.43	30.98	22.44	2.47
	95.0	23.98	20.51	2.35	25.23	20.25	2.39	26.48	21.68	2.43	27.10	23.25	2.45	28.97	22.64	2.51	30.22	22.20	2.55
	104.0	22.72	19.93	2.51	23.97	19.71	2.54	25.21	21.18	2.58	25.84	22.77	2.60	27.71	22.21	2.66	28.96	21.81	2.70
	109.4	21.96	19.59	2.60	23.15	19.36	2.62	24.24	20.79	2.62	24.78	22.37	2.62	26.36	21.76	2.62	27.38	21.33	2.62
	114.8	19.13	18.31	2.11	20.02	18.05	2.11	20.90	19.49	2.11	21.33	21.07	2.11	22.59	20.51	2.11	23.40	20.14	2.11

Symbols:

EDB : Entering dry bulb temp. (°F)
EWB : Entering wet bulb temp. (°F)
TC : Total capacity (kBtu/h)
SHC : Sensible heating capacity (kBtu/h)
PI : Power input (kW)

Notes:

1. Ratings shown are net capacities which include a deduction for indoor fan motor heat.
2. shows max capacities and power input.
3. TC, SHC and PI must be calculated by interpolation using the figures in the above tables. (Figures out of the tables should not be used for calculation.)
4. Capacities are based on the following conditions.
5. Corresponding refrigerant piping length : 25 ft

3D093972C ~ 3D093979C
3D093980C ~ 3D093987C
3D111423A ~ 3D111428A

Heating [60 Hz, 208 - 230 V]

Combination (Capacity)	Indoor air temp. EDB	Outdoor air temp.:EWB													
		5.00		14.00		23.00		32.00		43.00		50.00		59.00	
		TC	PI	TC	PI	TC	PI	TC	PI	TC	PI	TC	PI	TC	PI
		kBtu/h	kW	kBtu/h	kW	kBtu/h	kW	kBtu/h	kW	kBtu/h	kW	kBtu/h	kW	kBtu/h	kW
CTXS07L	60.8	5.44	0.45	6.54	0.47	7.63	0.50	8.73	0.52	10.04	0.55	10.92	0.57	12.01	0.59
	64.4	5.31	0.46	6.40	0.48	7.50	0.50	8.59	0.52	9.91	0.55	10.78	0.57	11.88	0.59
	68.0	5.17	0.46	6.27	0.48	7.36	0.51	8.46	0.53	9.77	0.56	10.65	0.58	11.75	0.60
	70.0	5.10	0.46	6.20	0.49	7.29	0.51	8.39	0.53	9.70	0.56	10.58	0.58	11.67	0.60
	71.6	5.04	0.47	6.14	0.49	7.23	0.51	8.33	0.53	9.64	0.56	10.52	0.58	11.61	0.60
	75.2	4.91	0.47	6.00	0.49	7.10	0.52	8.19	0.54	9.51	0.57	10.38	0.59	11.48	0.61
CDXS07L	60.8	5.44	0.48	6.54	0.51	7.63	0.53	8.73	0.56	10.04	0.59	10.92	0.61	12.01	0.63
	64.4	5.31	0.49	6.40	0.51	7.50	0.54	8.59	0.56	9.91	0.59	10.78	0.61	11.88	0.64
	68.0	5.17	0.49	6.27	0.52	7.36	0.54	8.46	0.57	9.77	0.60	10.65	0.62	11.75	0.64
	70.0	5.10	0.50	6.20	0.52	7.29	0.55	8.39	0.57	9.70	0.60	10.58	0.62	11.67	0.64
	71.6	5.04	0.50	6.14	0.52	7.23	0.55	8.33	0.57	9.64	0.60	10.52	0.62	11.61	0.65
	75.2	4.91	0.50	6.00	0.53	7.10	0.55	8.19	0.58	9.51	0.61	10.38	0.63	11.48	0.65
FTXS09L	60.8	7.01	0.72	8.42	0.75	9.84	0.79	11.25	0.83	12.94	0.87	14.07	0.90	15.48	0.94
	64.4	6.84	0.72	8.25	0.76	9.66	0.80	11.07	0.83	12.77	0.88	13.90	0.91	15.31	0.94
	68.0	6.67	0.73	8.08	0.77	9.49	0.80	10.90	0.84	12.60	0.89	13.73	0.91	15.14	0.95
	70.0	6.57	0.74	7.98	0.77	9.39	0.81	10.81	0.85	12.50	0.89	13.63	0.92	15.04	0.96
	71.6	6.50	0.74	7.91	0.78	9.32	0.81	10.73	0.85	12.42	0.89	13.55	0.92	14.96	0.96
	75.2	6.32	0.75	7.73	0.78	9.15	0.82	10.56	0.86	12.25	0.90	13.38	0.93	14.79	0.97
FDXS09L	60.8	7.01	0.79	8.42	0.83	9.84	0.87	11.25	0.91	12.94	0.96	14.07	0.99	15.48	1.03
	64.4	6.84	0.80	8.25	0.84	9.66	0.88	11.07	0.92	12.77	0.97	13.90	1.00	15.31	1.04
	68.0	6.67	0.81	8.08	0.85	9.49	0.89	10.90	0.93	12.60	0.98	13.73	1.01	15.14	1.05
	70.0	6.57	0.81	7.98	0.85	9.39	0.89	10.81	0.93	12.50	0.98	13.63	1.01	15.04	1.05
	71.6	6.50	0.81	7.91	0.85	9.32	0.90	10.73	0.94	12.42	0.98	13.55	1.02	14.96	1.06
	75.2	6.32	0.82	7.73	0.86	9.15	0.90	10.56	0.94	12.25	0.99	13.38	1.03	14.79	1.07
FTXS12L	60.8	9.37	1.05	11.25	1.11	13.14	1.16	15.03	1.22	17.29	1.28	18.80	1.32	20.68	1.38
	64.4	9.14	1.07	11.02	1.12	12.91	1.17	14.80	1.23	17.06	1.29	18.57	1.33	20.45	1.39
	68.0	8.91	1.08	10.79	1.13	12.68	1.18	14.57	1.24	16.83	1.30	18.34	1.35	20.22	1.40
	70.0	8.78	1.08	10.67	1.14	12.55	1.19	14.44	1.25	16.70	1.31	18.21	1.35	20.09	1.41
	71.6	8.68	1.09	10.56	1.14	12.45	1.20	14.33	1.25	16.60	1.32	18.11	1.36	19.99	1.41
	75.2	8.45	1.10	10.33	1.15	12.22	1.21	14.10	1.26	16.37	1.33	17.88	1.37	19.76	1.42
FDXS12L	60.8	9.37	1.26	11.25	1.33	13.14	1.39	15.03	1.46	17.29	1.53	18.80	1.59	19.79	1.54
	64.4	9.14	1.28	11.02	1.34	12.91	1.41	14.80	1.47	17.06	1.55	18.57	1.60	18.77	1.45
	68.0	8.91	1.29	10.79	1.36	12.68	1.42	14.57	1.48	16.83	1.56	17.76	1.53	17.76	1.37
	70.0	8.78	1.30	10.67	1.36	12.55	1.43	14.44	1.49	16.70	1.57	17.19	1.48	17.19	1.32
	71.6	8.68	1.30	10.56	1.37	12.45	1.43	14.33	1.50	16.60	1.58	16.74	1.44	16.74	1.28
	75.2	8.45	1.32	10.33	1.38	12.22	1.45	14.10	1.51	15.73	1.49	15.73	1.34	15.73	1.20
FTXS15L	60.8	11.67	1.25	14.02	1.31	16.37	1.37	18.72	1.44	21.53	1.51	23.41	1.57	25.76	1.63
	64.4	11.38	1.26	13.73	1.32	16.08	1.39	18.43	1.45	21.25	1.53	23.13	1.58	25.47	1.64
	68.0	11.10	1.27	13.44	1.34	15.79	1.40	18.14	1.47	20.96	1.54	22.84	1.59	25.19	1.66
	70.0	10.94	1.28	13.28	1.35	15.63	1.41	17.98	1.47	20.80	1.55	22.68	1.60	25.03	1.66
	71.6	10.81	1.29	13.16	1.35	15.51	1.42	17.85	1.48	20.67	1.56	22.55	1.61	24.90	1.67
	75.2	10.52	1.30	12.87	1.37	15.22	1.43	17.57	1.49	20.39	1.57	22.26	1.62	24.61	1.69
CDXS15L	60.8	11.67	1.70	14.02	1.79	16.37	1.88	18.72	1.97	21.53	2.07	23.41	2.14	25.76	2.23
	64.4	11.38	1.72	13.73	1.81	16.08	1.90	18.43	1.99	21.25	2.09	23.13	2.16	25.47	2.25
	68.0	11.10	1.74	13.44	1.83	15.79	1.92	18.14	2.00	20.96	2.11	22.84	2.18	25.19	2.27
	70.0	10.94	1.75	13.28	1.84	15.63	1.93	17.98	2.02	20.80	2.12	22.68	2.19	24.55	2.20
	71.6	10.81	1.76	13.16	1.85	15.51	1.94	17.85	2.02	20.67	2.13	22.55	2.20	23.90	2.12
	75.2	10.52	1.78	12.87	1.87	15.22	1.96	17.57	2.04	20.39	2.15	22.26	2.22	22.46	1.95

Combination (Capacity)	Indoor air temp. EDB	Outdoor air temp.:EWB													
		5.00		14.00		23.00		32.00		43.00		50.00		59.00	
		TC	PI	TC	PI	TC	PI	TC	PI	TC	PI	TC	PI	TC	PI
		kBtu/h	kW	kBtu/h	kW	kBtu/h	kW	kBtu/h	kW	kBtu/h	kW	kBtu/h	kW	kBtu/h	kW
FTXS18L	60.8	14.03	1.65	16.85	1.73	19.67	1.82	22.49	1.90	25.88	2.00	28.14	2.07	30.96	2.15
	64.4	13.68	1.67	16.50	1.75	19.33	1.84	22.15	1.92	25.54	2.02	27.80	2.09	30.62	2.17
	68.0	13.34	1.69	16.16	1.77	18.98	1.85	21.80	1.94	25.19	2.04	27.45	2.11	30.27	2.19
	70.0	13.14	1.70	15.97	1.78	18.79	1.86	21.61	1.95	25.00	2.05	27.26	2.12	30.08	2.20
	71.6	12.99	1.70	15.81	1.79	18.64	1.87	21.46	1.96	24.85	2.06	27.10	2.13	29.93	2.21
	75.2	12.65	1.72	15.47	1.81	18.29	1.89	21.11	1.98	24.50	2.08	26.76	2.14	29.58	2.23
CDXS18L	60.8	14.03	2.22	16.85	2.33	19.67	2.45	22.49	2.56	25.88	2.70	28.14	2.79	28.25	2.41
	64.4	13.68	2.24	16.50	2.36	19.33	2.47	22.15	2.58	25.54	2.72	26.80	2.61	26.80	2.25
	68.0	13.34	2.27	16.16	2.38	18.98	2.50	21.80	2.61	25.19	2.75	25.35	2.42	25.35	2.09
	70.0	13.14	2.28	15.97	2.40	18.79	2.51	21.61	2.62	25.00	2.76	25.00	2.31	25.00	2.00
	71.6	12.99	2.29	15.81	2.41	18.64	2.52	21.46	2.63	23.90	2.56	23.90	2.23	23.90	1.93
	75.2	12.65	2.32	15.47	2.43	18.29	2.55	21.11	2.66	22.46	2.35	22.46	2.06	22.46	1.78
CTXS07L + CTXS07L	60.8	10.88	1.08	13.07	1.13	15.27	1.19	17.46	1.24	20.08	1.31	21.84	1.35	24.03	1.41
	64.4	10.62	1.09	12.81	1.14	15.00	1.20	17.19	1.26	19.82	1.32	21.57	1.37	23.76	1.42
	68.0	10.35	1.10	12.54	1.16	14.73	1.21	16.92	1.27	19.55	1.33	21.30	1.38	23.49	1.43
	70.0	10.20	1.11	12.39	1.16	14.58	1.22	16.77	1.27	19.40	1.34	21.15	1.38	23.34	1.44
	71.6	10.08	1.11	12.27	1.17	14.46	1.22	16.65	1.28	19.28	1.35	21.03	1.39	23.22	1.44
	75.2	9.81	1.13	12.00	1.18	14.19	1.24	16.38	1.29	19.01	1.36	20.77	1.40	22.96	1.46
CDXS07L + CTXS07L	60.8	10.88	1.14	13.07	1.20	15.27	1.26	17.46	1.32	20.08	1.39	21.84	1.43	24.03	1.49
	64.4	10.62	1.15	12.81	1.21	15.00	1.27	17.19	1.33	19.82	1.40	21.57	1.45	23.76	1.51
	68.0	10.35	1.17	12.54	1.23	14.73	1.28	16.92	1.34	19.55	1.41	21.30	1.46	23.49	1.52
	70.0	10.20	1.17	12.39	1.23	14.58	1.29	16.77	1.35	19.40	1.42	21.15	1.47	23.34	1.53
	71.6	10.08	1.18	12.27	1.24	14.46	1.30	16.65	1.36	19.28	1.43	21.03	1.47	23.22	1.53
	75.2	9.81	1.19	12.00	1.25	14.19	1.31	16.38	1.37	19.01	1.44	20.77	1.49	22.96	1.54
CDXS07L + CDXS07L	60.8	10.88	1.21	13.07	1.28	15.27	1.34	17.46	1.40	20.08	1.48	21.84	1.52	24.03	1.59
	64.4	10.62	1.23	12.81	1.29	15.00	1.35	17.19	1.41	19.82	1.49	21.57	1.54	23.76	1.60
	68.0	10.35	1.24	12.54	1.30	14.73	1.37	16.92	1.43	19.55	1.50	21.30	1.55	23.49	1.61
	70.0	10.20	1.25	12.39	1.31	14.58	1.37	16.77	1.44	19.40	1.51	21.15	1.56	23.34	1.62
	71.6	10.08	1.25	12.27	1.32	14.46	1.38	16.65	1.44	19.28	1.52	21.03	1.57	23.22	1.63
	75.2	9.81	1.27	12.00	1.33	14.19	1.39	16.38	1.46	19.01	1.53	20.77	1.58	22.96	1.64
CTXS07L + FTXS09L	60.8	12.45	1.25	14.96	1.32	17.47	1.38	19.98	1.45	22.98	1.52	24.99	1.58	27.50	1.64
	64.4	12.15	1.27	14.66	1.33	17.16	1.40	19.67	1.46	22.68	1.54	24.68	1.59	27.19	1.65
	68.0	11.84	1.28	14.35	1.35	16.86	1.41	19.36	1.48	22.37	1.55	24.38	1.60	26.88	1.67
	70.0	11.67	1.29	14.18	1.35	16.69	1.42	19.19	1.48	22.20	1.56	24.21	1.61	26.71	1.68
	71.6	11.54	1.30	14.04	1.36	16.55	1.42	19.06	1.49	22.06	1.57	24.07	1.62	26.58	1.68
	75.2	11.23	1.31	13.74	1.37	16.24	1.44	18.75	1.50	21.76	1.58	23.76	1.63	26.27	1.70
CTXS07L + FDXS09L	60.8	12.45	1.45	14.96	1.52	17.47	1.60	19.98	1.67	22.98	1.76	24.99	1.82	27.50	1.89
	64.4	12.15	1.46	14.66	1.54	17.16	1.61	19.67	1.69	22.68	1.77	24.68	1.83	27.19	1.91
	68.0	11.84	1.48	14.35	1.55	16.86	1.63	19.36	1.70	22.37	1.79	24.38	1.85	26.88	1.92
	70.0	11.67	1.49	14.18	1.56	16.69	1.64	19.19	1.71	22.20	1.80	24.21	1.86	26.71	1.93
	71.6	11.54	1.50	14.04	1.57	16.55	1.64	19.06	1.72	22.06	1.81	24.07	1.87	26.58	1.94
	75.2	11.23	1.51	13.74	1.59	16.24	1.66	18.75	1.73	21.76	1.82	23.76	1.88	26.27	1.96
CDXS07L + FTXS09L	60.8	12.45	1.40	14.96	1.47	17.47	1.54	19.98	1.61	22.98	1.70	24.99	1.76	27.50	1.83
	64.4	12.15	1.41	14.66	1.49	17.16	1.56	19.67	1.63	22.68	1.72	24.68	1.77	27.19	1.84
	68.0	11.84	1.43	14.35	1.50	16.86	1.57	19.36	1.65	22.37	1.73	24.38	1.79	26.88	1.86
	70.0	11.67	1.44	14.18	1.51	16.69	1.58	19.19	1.65	22.20	1.74	24.21	1.80	26.71	1.87
	71.6	11.54	1.45	14.04	1.52	16.55	1.59	19.06	1.66	22.06	1.75	24.07	1.80	26.58	1.88
	75.2	11.23	1.46	13.74	1.53	16.24	1.61	18.75	1.68	21.76	1.76	23.76	1.82	26.27	1.89

Combination (Capacity)	Indoor air temp. EDB	Outdoor air temp.:EWB													
		5.00		14.00		23.00		32.00		43.00		50.00		59.00	
		TC	PI	TC	PI	TC	PI	TC	PI	TC	PI	TC	PI	TC	PI
		kBtu/h	kW	kBtu/h	kW	kBtu/h	kW	kBtu/h	kW	kBtu/h	kW	kBtu/h	kW	kBtu/h	kW
CDXS07L + FDXS09L	60.8	12.45	1.54	14.96	1.61	17.47	1.69	19.98	1.77	22.98	1.87	24.99	1.93	27.50	2.01
	64.4	12.15	1.55	14.66	1.63	17.16	1.71	19.67	1.79	22.68	1.88	24.68	1.95	27.19	2.02
	68.0	11.84	1.57	14.35	1.65	16.86	1.73	19.36	1.81	22.37	1.90	24.38	1.96	26.88	2.04
	70.0	11.67	1.58	14.18	1.66	16.69	1.74	19.19	1.82	22.20	1.91	24.21	1.97	26.71	2.05
	71.6	11.54	1.59	14.04	1.67	16.55	1.74	19.06	1.82	22.06	1.92	24.07	1.98	26.58	2.06
	75.2	11.23	1.60	13.74	1.68	16.24	1.76	18.75	1.84	21.76	1.93	23.76	2.00	26.27	2.08
CTXS07L + FTXS12L	60.8	14.92	1.62	17.93	1.70	20.93	1.78	23.93	1.86	27.54	1.96	29.94	2.03	32.95	2.11
	64.4	14.56	1.63	17.56	1.72	20.56	1.80	23.57	1.88	27.17	1.98	29.57	2.05	32.58	2.13
	68.0	14.19	1.65	17.19	1.74	20.20	1.82	23.20	1.90	26.80	2.00	29.21	2.07	32.21	2.15
	70.0	13.98	1.66	16.99	1.75	19.99	1.83	23.00	1.91	26.60	2.01	29.00	2.08	32.01	2.16
	71.6	13.82	1.67	16.83	1.75	19.83	1.84	22.83	1.92	26.44	2.02	28.84	2.08	31.84	2.17
	75.2	13.45	1.69	16.46	1.77	19.46	1.85	22.47	1.94	26.07	2.04	28.47	2.10	31.48	2.19
CTXS07L + FDXS12L	60.8	14.76	1.84	17.72	1.94	20.69	2.03	23.66	2.12	27.23	2.24	29.60	2.31	32.57	2.41
	64.4	14.39	1.86	17.36	1.96	20.33	2.05	23.30	2.14	26.86	2.26	29.24	2.33	32.21	2.43
	68.0	14.03	1.88	17.00	1.98	19.97	2.07	22.94	2.17	26.50	2.28	28.88	2.35	31.85	2.45
	70.0	13.83	1.89	16.80	1.99	19.77	2.08	22.74	2.18	26.30	2.29	28.68	2.37	31.65	2.46
	71.6	13.67	1.90	16.64	2.00	19.61	2.09	22.57	2.19	26.14	2.30	28.51	2.37	31.48	2.47
	75.2	13.30	1.92	16.27	2.02	19.24	2.11	22.21	2.21	25.78	2.32	28.15	2.40	31.12	2.49
CDXS07L + FTXS12L	60.8	14.76	1.74	17.72	1.83	20.69	1.92	23.66	2.01	27.23	2.12	29.60	2.19	32.57	2.28
	64.4	14.39	1.76	17.36	1.85	20.33	1.94	23.30	2.03	26.86	2.14	29.24	2.21	32.21	2.30
	68.0	14.03	1.78	17.00	1.87	19.97	1.96	22.94	2.05	26.50	2.16	28.88	2.23	31.85	2.32
	70.0	13.83	1.79	16.80	1.88	19.77	1.97	22.74	2.06	26.30	2.17	28.68	2.24	31.65	2.33
	71.6	13.67	1.80	16.64	1.89	19.61	1.98	22.57	2.07	26.14	2.18	28.51	2.25	31.48	2.34
	75.2	13.30	1.82	16.27	1.91	19.24	2.00	22.21	2.09	25.78	2.20	28.15	2.27	31.12	2.36
CDXS07L + FDXS12L	60.8	14.53	1.96	17.46	2.06	20.38	2.16	23.30	2.26	26.81	2.38	29.15	2.46	32.08	2.56
	64.4	14.17	1.98	17.10	2.08	20.02	2.18	22.95	2.29	26.46	2.41	28.80	2.49	31.72	2.59
	68.0	13.82	2.01	16.74	2.11	19.66	2.21	22.59	2.31	26.10	2.43	28.44	2.51	31.36	2.61
	70.0	13.62	2.02	16.54	2.12	19.47	2.22	22.39	2.32	25.90	2.44	28.24	2.52	31.16	2.62
	71.6	13.46	2.03	16.38	2.13	19.31	2.23	22.23	2.33	25.74	2.45	28.08	2.53	31.01	2.63
	75.2	13.10	2.05	16.02	2.15	18.95	2.25	21.87	2.35	25.38	2.47	27.72	2.55	30.65	2.65
CTXS07L + FTXS15L	60.8	17.56	1.90	21.09	1.99	24.63	2.09	28.16	2.19	32.40	2.31	35.23	2.38	38.77	2.48
	64.4	17.13	1.92	20.66	2.02	24.20	2.11	27.73	2.21	31.97	2.33	34.80	2.40	38.33	2.50
	68.0	16.70	1.94	20.23	2.04	23.76	2.13	27.30	2.23	31.54	2.35	34.37	2.43	37.90	2.52
	70.0	16.46	1.95	19.99	2.05	23.52	2.15	27.06	2.24	31.30	2.36	34.13	2.44	37.66	2.53
	71.6	16.26	1.96	19.80	2.06	23.33	2.16	26.87	2.25	31.11	2.37	33.94	2.45	37.47	2.54
	75.2	15.83	1.98	19.37	2.08	22.90	2.18	26.43	2.27	30.68	2.39	33.50	2.47	37.04	2.57
CTXS07L + CDXS15L	60.8	16.77	2.17	20.15	2.28	23.53	2.39	26.90	2.50	30.96	2.64	33.66	2.73	37.03	2.84
	64.4	16.36	2.20	19.74	2.31	23.11	2.42	26.49	2.53	30.54	2.66	33.24	2.75	36.62	2.86
	68.0	15.95	2.22	19.33	2.33	22.70	2.44	26.08	2.55	30.13	2.69	32.83	2.78	36.21	2.89
	70.0	15.72	2.23	19.10	2.34	22.47	2.46	25.85	2.57	29.90	2.70	32.60	2.79	35.98	2.90
	71.6	15.54	2.24	18.91	2.36	22.29	2.47	25.67	2.58	29.72	2.71	32.42	2.80	35.79	2.91
	75.2	15.12	2.27	18.50	2.38	21.88	2.49	25.25	2.60	29.30	2.74	32.00	2.82	35.38	2.94
CDXS07L + FTXS15L	60.8	16.77	1.95	20.15	2.05	23.53	2.15	26.90	2.25	30.96	2.37	33.66	2.45	37.03	2.55
	64.4	16.36	1.98	19.74	2.08	23.11	2.18	26.49	2.28	30.54	2.40	33.24	2.48	36.62	2.58
	68.0	15.95	2.00	19.33	2.10	22.70	2.20	26.08	2.30	30.13	2.42	32.83	2.50	36.21	2.60
	70.0	15.72	2.01	19.10	2.11	22.47	2.21	25.85	2.31	29.90	2.43	32.60	2.51	35.98	2.61
	71.6	15.54	2.02	18.91	2.12	22.29	2.22	25.67	2.32	29.72	2.44	32.42	2.52	35.79	2.62
	75.2	15.12	2.04	18.50	2.14	21.88	2.24	25.25	2.34	29.30	2.46	32.00	2.54	35.38	2.64

Combination (Capacity)	Indoor air temp. EDB	Outdoor air temp.:EWB													
		5.00		14.00		23.00		32.00		43.00		50.00		59.00	
		TC	PI	TC	PI	TC	PI	TC	PI	TC	PI	TC	PI	TC	PI
		kBtu/h	kW	kBtu/h	kW	kBtu/h	kW	kBtu/h	kW	kBtu/h	kW	kBtu/h	kW	kBtu/h	kW
CDXS07L + CDXS15L	60.8	15.93	2.11	19.14	2.22	22.35	2.33	25.55	2.44	29.40	2.57	31.97	2.66	35.17	2.76
	64.4	15.54	2.14	18.75	2.25	21.95	2.35	25.16	2.46	29.01	2.59	31.58	2.68	34.78	2.79
	68.0	15.15	2.16	18.36	2.27	21.56	2.38	24.77	2.49	28.62	2.62	31.18	2.70	34.39	2.81
	70.0	14.93	2.18	18.14	2.28	21.34	2.39	24.55	2.50	28.40	2.63	30.97	2.72	34.17	2.82
	71.6	14.76	2.19	17.96	2.29	21.17	2.40	24.38	2.51	28.23	2.64	30.79	2.73	34.00	2.84
	75.2	14.36	2.21	17.57	2.32	20.78	2.43	23.99	2.53	27.83	2.66	30.40	2.75	33.61	2.86
CTXS07L + FTXS18L	60.8	20.20	2.44	24.26	2.57	28.33	2.69	32.39	2.82	37.27	2.97	40.52	3.07	44.59	3.20
	64.4	19.70	2.47	23.77	2.60	27.83	2.72	31.90	2.85	36.77	3.00	40.03	3.10	44.09	3.22
	68.0	19.20	2.50	23.27	2.62	27.33	2.75	31.40	2.87	36.28	3.02	39.53	3.12	43.59	3.25
	70.0	18.93	2.51	22.99	2.64	27.06	2.76	31.12	2.89	36.00	3.04	39.25	3.14	43.32	3.27
	71.6	18.71	2.53	22.77	2.65	26.84	2.78	30.90	2.90	35.78	3.05	39.03	3.15	43.10	3.28
	75.2	18.21	2.55	22.27	2.68	26.34	2.80	30.40	2.93	35.28	3.08	38.53	3.18	42.60	3.30
CTXS07L + CDXS18L	60.8	18.79	2.64	22.58	2.77	26.36	2.91	30.14	3.04	34.68	3.20	37.71	3.31	41.49	3.45
	64.4	18.33	2.67	22.11	2.80	25.90	2.94	29.68	3.07	34.22	3.23	37.25	3.34	41.03	3.48
	68.0	17.87	2.70	21.65	2.83	25.43	2.97	29.22	3.10	33.76	3.26	36.78	3.37	40.57	3.51
	70.0	17.61	2.71	21.40	2.85	25.18	2.98	28.96	3.12	33.50	3.28	36.53	3.39	40.31	3.52
	71.6	17.41	2.73	21.19	2.86	24.97	3.00	28.76	3.13	33.29	3.29	36.32	3.40	40.10	3.54
	75.2	16.94	2.76	20.73	2.89	24.51	3.03	28.29	3.16	32.83	3.32	35.86	3.43	39.64	3.57
CDXS07L + FTXS18L	60.8	18.79	2.51	22.58	2.64	26.36	2.77	30.14	2.89	34.68	3.05	37.71	3.15	41.49	3.28
	64.4	18.33	2.54	22.11	2.67	25.90	2.79	29.68	2.92	34.22	3.08	37.25	3.18	41.03	3.31
	68.0	17.87	2.56	21.65	2.69	25.43	2.82	29.22	2.95	33.76	3.10	36.78	3.21	40.57	3.34
	70.0	17.61	2.58	21.40	2.71	25.18	2.84	28.96	2.97	33.50	3.12	36.53	3.22	40.31	3.35
	71.6	17.41	2.59	21.19	2.72	24.97	2.85	28.76	2.98	33.29	3.13	36.32	3.24	40.10	3.36
	75.2	16.94	2.62	20.73	2.75	24.51	2.88	28.29	3.01	32.83	3.16	35.86	3.26	39.64	3.39
CDXS07L + CDXS18L	60.8	17.39	2.51	20.89	2.64	24.39	2.77	27.89	2.89	32.09	3.05	34.89	3.15	38.39	3.28
	64.4	16.96	2.54	20.46	2.67	23.96	2.79	27.47	2.92	31.67	3.08	34.47	3.18	37.97	3.31
	68.0	16.54	2.56	20.04	2.69	23.54	2.82	27.04	2.95	31.24	3.10	34.04	3.21	37.54	3.34
	70.0	16.30	2.58	19.80	2.71	23.30	2.84	26.80	2.97	31.00	3.12	33.80	3.22	37.30	3.35
	71.6	16.11	2.59	19.61	2.72	23.11	2.85	26.61	2.98	30.81	3.13	33.61	3.24	37.11	3.36
	75.2	15.68	2.62	19.18	2.75	22.68	2.88	26.18	3.01	30.38	3.16	33.18	3.26	36.68	3.39
FTXS09L + FTXS09L	60.8	14.03	1.47	16.85	1.55	19.67	1.62	22.49	1.70	25.88	1.79	28.14	1.85	30.96	1.92
	64.4	13.68	1.49	16.50	1.56	19.33	1.64	22.15	1.71	25.54	1.80	27.80	1.86	30.62	1.94
	68.0	13.34	1.50	16.16	1.58	18.98	1.66	21.80	1.73	25.19	1.82	27.45	1.88	30.27	1.96
	70.0	13.14	1.51	15.97	1.59	18.79	1.66	21.61	1.74	25.00	1.83	27.26	1.89	30.08	1.97
	71.6	12.99	1.52	15.81	1.60	18.64	1.67	21.46	1.75	24.85	1.84	27.10	1.90	29.93	1.97
	75.2	12.65	1.54	15.47	1.61	18.29	1.69	21.11	1.76	24.50	1.85	26.76	1.91	29.58	1.99
FTXS09L + FDXS09L	60.8	14.03	1.67	16.85	1.76	19.67	1.84	22.49	1.93	25.88	2.03	28.14	2.10	30.96	2.19
	64.4	13.68	1.69	16.50	1.78	19.33	1.86	22.15	1.95	25.54	2.05	27.80	2.12	30.62	2.21
	68.0	13.34	1.71	16.16	1.80	18.98	1.88	21.80	1.97	25.19	2.07	27.45	2.14	30.27	2.22
	70.0	13.14	1.72	15.97	1.81	18.79	1.89	21.61	1.98	25.00	2.08	27.26	2.15	30.08	2.23
	71.6	12.99	1.73	15.81	1.81	18.64	1.90	21.46	1.99	24.85	2.09	27.10	2.16	29.93	2.24
	75.2	12.65	1.75	15.47	1.83	18.29	1.92	21.11	2.00	24.50	2.11	26.76	2.18	29.58	2.26
FDXS09L + FDXS09L	60.8	14.03	1.87	16.85	1.97	19.67	2.07	22.49	2.16	25.88	2.28	28.14	2.35	30.96	2.45
	64.4	13.68	1.89	16.50	1.99	19.33	2.09	22.15	2.18	25.54	2.30	27.80	2.37	30.62	2.47
	68.0	13.34	1.92	16.16	2.01	18.98	2.11	21.80	2.20	25.19	2.32	27.45	2.40	30.27	2.49
	70.0	13.14	1.93	15.97	2.02	18.79	2.12	21.61	2.21	25.00	2.33	27.26	2.41	30.08	2.50
	71.6	12.99	1.94	15.81	2.03	18.64	2.13	21.46	2.22	24.85	2.34	27.10	2.42	29.93	2.51
	75.2	12.65	1.96	15.47	2.05	18.29	2.15	21.11	2.25	24.50	2.36	26.76	2.44	29.58	2.53

Combination (Capacity)	Indoor air temp. EDB	Outdoor air temp.:EWB													
		5.00		14.00		23.00		32.00		43.00		50.00		59.00	
		TC	PI	TC	PI	TC	PI	TC	PI	TC	PI	TC	PI	TC	PI
		kBtu/h	kW	kBtu/h	kW	kBtu/h	kW	kBtu/h	kW	kBtu/h	kW	kBtu/h	kW	kBtu/h	kW
FTXS09L + FTXS12L	60.8	16.66	1.92	20.02	2.02	23.37	2.12	26.72	2.22	30.75	2.33	33.43	2.41	36.78	2.51
	64.4	16.25	1.94	19.61	2.04	22.96	2.14	26.31	2.24	30.34	2.36	33.02	2.44	36.37	2.53
	68.0	15.84	1.96	19.20	2.06	22.55	2.16	25.90	2.26	29.93	2.38	32.61	2.46	35.96	2.56
	70.0	15.61	1.98	18.97	2.08	22.32	2.17	25.68	2.27	29.70	2.39	32.38	2.47	35.74	2.57
	71.6	15.43	1.99	18.79	2.08	22.14	2.18	25.49	2.28	29.52	2.40	32.20	2.48	35.55	2.58
	75.2	15.02	2.01	18.38	2.11	21.73	2.20	25.08	2.30	29.11	2.42	31.79	2.50	35.14	2.60
FTXS09L + FDXS12L	60.8	16.10	2.08	19.34	2.19	22.58	2.30	25.82	2.40	29.71	2.53	32.31	2.62	35.55	2.72
	64.4	15.71	2.11	18.95	2.21	22.19	2.32	25.43	2.43	29.32	2.55	31.91	2.64	35.15	2.75
	68.0	15.31	2.13	18.55	2.24	21.79	2.34	25.03	2.45	28.92	2.58	31.51	2.66	34.75	2.77
	70.0	15.09	2.14	18.33	2.25	21.57	2.36	24.81	2.46	28.70	2.59	31.29	2.68	34.53	2.78
	71.6	14.91	2.15	18.15	2.26	21.39	2.37	24.63	2.47	28.52	2.60	31.12	2.69	34.36	2.79
	75.2	14.52	2.18	17.76	2.28	21.00	2.39	24.24	2.50	28.13	2.62	30.72	2.71	33.96	2.82
FDXS09L + FTXS12L	60.8	16.10	2.03	19.34	2.13	22.58	2.23	25.82	2.34	29.71	2.46	32.31	2.54	35.55	2.65
	64.4	15.71	2.05	18.95	2.15	22.19	2.26	25.43	2.36	29.32	2.48	31.91	2.57	35.15	2.67
	68.0	15.31	2.07	18.55	2.18	21.79	2.28	25.03	2.38	28.92	2.51	31.51	2.59	34.75	2.69
	70.0	15.09	2.08	18.33	2.19	21.57	2.29	24.81	2.40	28.70	2.52	31.29	2.60	34.53	2.71
	71.6	14.91	2.09	18.15	2.20	21.39	2.30	24.63	2.41	28.52	2.53	31.12	2.61	34.36	2.72
	75.2	14.52	2.12	17.76	2.22	21.00	2.32	24.24	2.43	28.13	2.55	30.72	2.64	33.96	2.74
FDXS09L + FDXS12L	60.8	15.48	2.23	18.60	2.34	21.72	2.46	24.83	2.57	28.57	2.71	31.07	2.80	34.18	2.91
	64.4	15.10	2.25	18.22	2.37	21.34	2.48	24.45	2.59	28.19	2.73	30.69	2.82	33.80	2.94
	68.0	14.72	2.28	17.84	2.39	20.96	2.51	24.07	2.62	27.81	2.76	30.30	2.85	33.42	2.96
	70.0	14.51	2.29	17.63	2.40	20.74	2.52	23.86	2.63	27.60	2.77	30.09	2.86	33.21	2.98
	71.6	14.34	2.30	17.46	2.42	20.57	2.53	23.69	2.64	27.43	2.78	29.92	2.87	33.04	2.99
	75.2	13.96	2.33	17.08	2.44	20.19	2.56	23.31	2.67	27.05	2.81	29.54	2.90	31.82	2.85
FTXS09L + FTXS15L	60.8	19.30	2.23	23.18	2.34	27.07	2.46	30.95	2.57	35.61	2.71	38.72	2.80	42.61	2.91
	64.4	18.82	2.25	22.71	2.37	26.59	2.48	30.48	2.59	35.14	2.73	38.25	2.82	42.13	2.94
	68.0	18.35	2.28	22.23	2.39	26.12	2.51	30.00	2.62	34.66	2.76	37.77	2.85	41.66	2.96
	70.0	18.09	2.29	21.97	2.40	25.85	2.52	29.74	2.63	34.40	2.77	37.51	2.86	41.39	2.98
	71.6	17.87	2.30	21.76	2.42	25.64	2.53	29.53	2.64	34.19	2.78	37.30	2.87	41.18	2.99
	75.2	17.40	2.33	21.28	2.44	25.17	2.56	29.05	2.67	33.71	2.81	36.82	2.90	40.71	3.01
FTXS09L + CDXS15L	60.8	18.12	2.41	21.77	2.54	25.42	2.66	29.06	2.78	33.44	2.93	36.36	3.03	40.00	3.15
	64.4	17.68	2.44	21.32	2.56	24.97	2.69	28.62	2.81	32.99	2.96	35.91	3.06	39.56	3.18
	68.0	17.23	2.47	20.88	2.59	24.52	2.71	28.17	2.84	32.55	2.98	35.47	3.08	39.11	3.21
	70.0	16.98	2.48	20.63	2.60	24.28	2.73	27.92	2.85	32.30	3.00	35.22	3.10	38.87	3.22
	71.6	16.78	2.49	20.43	2.62	24.08	2.74	27.73	2.86	32.10	3.01	35.02	3.11	38.67	3.23
	75.2	16.34	2.52	19.98	2.64	23.63	2.77	27.28	2.89	31.66	3.04	34.57	3.14	38.22	3.26
FDXS09L + FTXS15L	60.8	18.12	2.15	21.77	2.27	25.42	2.38	29.06	2.49	33.44	2.62	36.36	2.71	40.00	2.82
	64.4	17.68	2.18	21.32	2.29	24.97	2.40	28.62	2.51	32.99	2.64	35.91	2.73	39.56	2.84
	68.0	17.23	2.20	20.88	2.31	24.52	2.42	28.17	2.53	32.55	2.67	35.47	2.75	39.11	2.87
	70.0	16.98	2.22	20.63	2.33	24.28	2.44	27.92	2.55	32.30	2.68	35.22	2.77	38.87	2.88
	71.6	16.78	2.23	20.43	2.34	24.08	2.45	27.73	2.56	32.10	2.69	35.02	2.78	38.67	2.89
	75.2	16.34	2.25	19.98	2.36	23.63	2.47	27.28	2.58	31.66	2.71	34.57	2.80	38.22	2.91
FDXS09L + CDXS15L	60.8	16.89	2.37	20.29	2.49	23.68	2.61	27.08	2.74	31.16	2.88	33.88	2.98	37.28	3.10
	64.4	16.47	2.40	19.87	2.52	23.27	2.64	26.67	2.76	30.75	2.91	33.47	3.01	36.86	3.13
	68.0	16.06	2.43	19.45	2.55	22.85	2.67	26.25	2.79	30.33	2.94	33.05	3.03	36.45	3.15
	70.0	15.82	2.44	19.22	2.56	22.62	2.68	26.02	2.80	30.10	2.95	32.82	3.05	36.22	3.17
	71.6	15.64	2.45	19.04	2.57	22.44	2.69	25.84	2.82	29.92	2.96	32.63	3.06	36.03	3.18
	75.2	15.22	2.48	18.62	2.60	22.02	2.72	25.42	2.84	29.50	2.99	32.22	3.09	35.62	3.21

Combination (Capacity)	Indoor air temp. EDB	Outdoor air temp.:EWB													
		5.00		14.00		23.00		32.00		43.00		50.00		59.00	
		TC	PI	TC	PI	TC	PI	TC	PI	TC	PI	TC	PI	TC	PI
		kBtu/h	kW	kBtu/h	kW	kBtu/h	kW	kBtu/h	kW	kBtu/h	kW	kBtu/h	kW	kBtu/h	kW
FTXS09L + FTXS18L	60.8	20.20	2.42	24.26	2.54	28.33	2.67	32.39	2.79	37.27	2.94	40.52	3.04	44.59	3.16
	64.4	19.70	2.45	23.77	2.57	27.83	2.70	31.90	2.82	36.77	2.97	40.03	3.07	44.09	3.19
	68.0	19.20	2.47	23.27	2.60	27.33	2.72	31.40	2.85	36.28	2.99	39.53	3.09	43.59	3.22
	70.0	18.93	2.49	22.99	2.61	27.06	2.74	31.12	2.86	36.00	3.01	39.25	3.11	43.32	3.23
	71.6	18.71	2.50	22.77	2.63	26.84	2.75	30.90	2.87	35.78	3.02	39.03	3.12	43.10	3.25
	75.2	18.21	2.53	22.27	2.65	26.34	2.78	30.40	2.90	35.28	3.05	38.53	3.15	42.60	3.27
FTXS09L + CDXS18L	60.8	19.07	2.53	22.91	2.66	26.75	2.79	30.59	2.92	35.20	3.08	38.27	3.18	42.11	3.31
	64.4	18.61	2.56	22.44	2.69	26.28	2.82	30.12	2.95	34.73	3.11	37.80	3.21	41.64	3.34
	68.0	18.14	2.59	21.98	2.72	25.81	2.85	29.65	2.98	34.26	3.13	37.33	3.24	41.17	3.37
	70.0	17.88	2.61	21.71	2.73	25.55	2.86	29.39	2.99	34.00	3.15	37.07	3.25	40.91	3.38
	71.6	17.67	2.62	21.51	2.75	25.35	2.88	29.18	3.01	33.79	3.16	36.86	3.27	40.70	3.40
	75.2	17.20	2.65	21.04	2.78	24.88	2.91	28.71	3.04	33.32	3.19	36.39	3.29	40.23	3.42
FDXS09L + FTXS18L	60.8	19.07	2.34	22.91	2.46	26.75	2.58	30.59	2.70	35.20	2.84	38.27	2.94	42.11	3.06
	64.4	18.61	2.37	22.44	2.49	26.28	2.61	30.12	2.73	34.73	2.87	37.80	2.97	41.64	3.08
	68.0	18.14	2.39	21.98	2.51	25.81	2.63	29.65	2.75	34.26	2.90	37.33	2.99	41.17	3.11
	70.0	17.88	2.41	21.71	2.53	25.55	2.65	29.39	2.77	34.00	2.91	37.07	3.01	40.91	3.13
	71.6	17.67	2.42	21.51	2.54	25.35	2.66	29.18	2.78	33.79	2.92	36.86	3.02	40.70	3.14
	75.2	17.20	2.44	21.04	2.56	24.88	2.68	28.71	2.80	33.32	2.95	36.39	3.04	40.23	3.16
FDXS09L + CDXS18L	60.8	17.95	2.49	21.57	2.62	25.18	2.75	28.79	2.88	33.13	3.03	36.02	3.13	39.63	3.26
	64.4	17.51	2.52	21.12	2.65	24.74	2.78	28.35	2.90	32.69	3.06	35.58	3.16	39.19	3.29
	68.0	17.07	2.55	20.68	2.68	24.30	2.80	27.91	2.93	32.25	3.08	35.14	3.19	38.75	3.31
	70.0	16.82	2.56	20.44	2.69	24.05	2.82	27.66	2.95	32.00	3.10	34.89	3.20	38.50	3.33
	71.6	16.63	2.58	20.24	2.70	23.85	2.83	27.47	2.96	31.80	3.11	34.69	3.21	38.31	3.34
	75.2	16.19	2.60	19.80	2.73	23.41	2.86	27.03	2.99	31.36	3.14	34.25	3.24	37.87	3.37
FTXS12L + FTXS12L	60.8	19.30	2.41	23.18	2.54	27.07	2.66	30.95	2.78	35.61	2.93	38.72	3.03	42.61	3.15
	64.4	18.82	2.44	22.71	2.56	26.59	2.69	30.48	2.81	35.14	2.96	38.25	3.06	42.13	3.18
	68.0	18.35	2.47	22.23	2.59	26.12	2.71	30.00	2.84	34.66	2.98	37.77	3.08	41.66	3.21
	70.0	18.09	2.48	21.97	2.60	25.85	2.73	29.74	2.85	34.40	3.00	37.51	3.10	41.39	3.22
	71.6	17.87	2.49	21.76	2.62	25.64	2.74	29.53	2.86	34.19	3.01	37.30	3.11	41.18	3.23
	75.2	17.40	2.52	21.28	2.64	25.17	2.77	29.05	2.89	33.71	3.04	36.82	3.14	40.71	3.26
FDXS12L + FTXS12L	60.8	18.12	2.50	21.77	2.63	25.42	2.76	29.06	2.88	33.44	3.04	36.36	3.14	40.00	3.27
	64.4	17.68	2.53	21.32	2.66	24.97	2.78	28.62	2.91	32.99	3.07	35.91	3.17	39.56	3.30
	68.0	17.23	2.56	20.88	2.68	24.52	2.81	28.17	2.94	32.55	3.09	35.47	3.20	39.11	3.32
	70.0	16.98	2.57	20.63	2.70	24.28	2.83	27.92	2.96	32.30	3.11	35.22	3.21	38.87	3.34
	71.6	16.78	2.58	20.43	2.71	24.08	2.84	27.73	2.97	32.10	3.12	35.02	3.22	38.67	3.35
	75.2	16.34	2.61	19.98	2.74	23.63	2.87	27.28	3.00	31.66	3.15	34.57	3.25	36.56	3.06
FDXS12L + FDXS12L	60.8	16.89	2.59	20.29	2.72	23.68	2.85	27.08	2.99	31.16	3.15	33.88	3.25	37.28	3.38
	64.4	16.47	2.62	19.87	2.75	23.27	2.88	26.67	3.02	30.75	3.17	33.47	3.28	36.86	3.41
	68.0	16.06	2.65	19.45	2.78	22.85	2.91	26.25	3.04	30.33	3.20	33.05	3.31	35.51	3.24
	70.0	15.82	2.66	19.22	2.80	22.62	2.93	26.02	3.06	30.10	3.22	32.82	3.33	34.39	3.08
	71.6	15.64	2.68	19.04	2.81	22.44	2.94	25.84	3.07	29.92	3.23	32.63	3.34	33.48	2.95
	75.2	15.22	2.70	18.62	2.84	22.02	2.97	25.42	3.10	29.50	3.26	31.46	3.19	31.46	2.67
FTXS12L + FTXS15L	60.8	20.20	2.41	24.26	2.54	28.33	2.66	32.39	2.78	37.27	2.93	40.52	3.03	44.59	3.15
	64.4	19.70	2.44	23.77	2.56	27.83	2.69	31.90	2.81	36.77	2.96	40.03	3.06	44.09	3.18
	68.0	19.20	2.47	23.27	2.59	27.33	2.71	31.40	2.84	36.28	2.98	39.53	3.08	43.59	3.21
	70.0	18.93	2.48	22.99	2.60	27.06	2.73	31.12	2.85	36.00	3.00	39.25	3.10	43.32	3.22
	71.6	18.71	2.49	22.77	2.62	26.84	2.74	30.90	2.86	35.78	3.01	39.03	3.11	43.10	3.23
	75.2	18.21	2.52	22.27	2.64	26.34	2.77	30.40	2.89	35.28	3.04	38.53	3.14	42.60	3.26

Combination (Capacity)	Indoor air temp. EDB	Outdoor air temp.:EWB													
		5.00		14.00		23.00		32.00		43.00		50.00		59.00	
		TC	PI	TC	PI	TC	PI	TC	PI	TC	PI	TC	PI	TC	PI
		kBtu/h	kW	kBtu/h	kW	kBtu/h	kW	kBtu/h	kW	kBtu/h	kW	kBtu/h	kW	kBtu/h	kW
FTXS12L + CDXS15L	60.8	19.07	2.49	22.91	2.62	26.75	2.75	30.59	2.88	35.20	3.03	38.27	3.13	42.11	3.26
	64.4	18.61	2.52	22.44	2.65	26.28	2.78	30.12	2.90	34.73	3.06	37.80	3.16	41.64	3.29
	68.0	18.14	2.55	21.98	2.68	25.81	2.80	29.65	2.93	34.26	3.08	37.33	3.19	41.17	3.31
	70.0	17.88	2.56	21.71	2.69	25.55	2.82	29.39	2.95	34.00	3.10	37.07	3.20	40.91	3.33
	71.6	17.67	2.58	21.51	2.70	25.35	2.83	29.18	2.96	33.79	3.11	36.86	3.21	40.70	3.34
	75.2	17.20	2.60	21.04	2.73	24.88	2.86	28.71	2.99	33.32	3.14	36.39	3.24	40.23	3.37
FDXS12L + FTXS15L	60.8	19.07	2.36	22.91	2.48	26.75	2.60	30.59	2.72	35.20	2.86	38.27	2.96	42.11	3.08
	64.4	18.61	2.38	22.44	2.50	26.28	2.62	30.12	2.74	34.73	2.89	37.80	2.99	41.64	3.11
	68.0	18.14	2.41	21.98	2.53	25.81	2.65	29.65	2.77	34.26	2.92	37.33	3.01	41.17	3.13
	70.0	17.88	2.42	21.71	2.54	25.55	2.66	29.39	2.79	34.00	2.93	37.07	3.03	40.91	3.15
	71.6	17.67	2.43	21.51	2.56	25.35	2.68	29.18	2.80	33.79	2.94	36.86	3.04	40.70	3.16
	75.2	17.20	2.46	21.04	2.58	24.88	2.70	28.71	2.82	33.32	2.97	36.39	3.06	40.23	3.19
FDXS12L + CDXS15L	60.8	17.95	2.50	21.57	2.63	25.18	2.76	28.79	2.88	33.13	3.04	36.02	3.14	39.63	3.27
	64.4	17.51	2.53	21.12	2.66	24.74	2.78	28.35	2.91	32.69	3.07	35.58	3.17	39.19	3.30
	68.0	17.07	2.56	20.68	2.68	24.30	2.81	27.91	2.94	32.25	3.09	35.14	3.20	38.75	3.32
	70.0	16.82	2.57	20.44	2.70	24.05	2.83	27.66	2.96	32.00	3.11	34.89	3.21	38.50	3.34
	71.6	16.63	2.58	20.24	2.71	23.85	2.84	27.47	2.97	31.80	3.12	34.69	3.22	38.31	3.35
	75.2	16.19	2.61	19.80	2.74	23.41	2.87	27.03	3.00	31.36	3.15	34.25	3.25	37.87	3.38
FTXS12L + FTXS18L	60.8	20.20	2.40	24.26	2.53	28.33	2.65	32.39	2.77	37.27	2.92	40.52	3.02	44.59	3.14
	64.4	19.70	2.43	23.77	2.55	27.83	2.68	31.90	2.80	36.77	2.95	40.03	3.05	44.09	3.17
	68.0	19.20	2.46	23.27	2.58	27.33	2.70	31.40	2.83	36.28	2.98	39.53	3.07	43.59	3.20
	70.0	18.93	2.47	22.99	2.60	27.06	2.72	31.12	2.84	36.00	2.99	39.25	3.09	43.32	3.21
	71.6	18.71	2.48	22.77	2.61	26.84	2.73	30.90	2.85	35.78	3.00	39.03	3.10	43.10	3.22
	75.2	18.21	2.51	22.27	2.63	26.34	2.76	30.40	2.88	35.28	3.03	38.53	3.13	42.60	3.25
FTXS12L + CDXS18L	60.8	19.07	2.53	22.91	2.66	26.75	2.79	30.59	2.92	35.20	3.08	38.27	3.18	42.11	3.31
	64.4	18.61	2.56	22.44	2.69	26.28	2.82	30.12	2.95	34.73	3.11	37.80	3.21	41.64	3.34
	68.0	18.14	2.59	21.98	2.72	25.81	2.85	29.65	2.98	34.26	3.13	37.33	3.24	41.17	3.37
	70.0	17.88	2.61	21.71	2.73	25.55	2.86	29.39	2.99	34.00	3.15	37.07	3.25	40.91	3.38
	71.6	17.67	2.62	21.51	2.75	25.35	2.88	29.18	3.01	33.79	3.16	36.86	3.27	40.70	3.40
	75.2	17.20	2.65	21.04	2.78	24.88	2.91	28.71	3.04	33.32	3.19	36.39	3.29	40.23	3.42
FDXS12L + FTXS18L	60.8	19.07	2.34	22.91	2.46	26.75	2.58	30.59	2.70	35.20	2.84	38.27	2.94	42.11	3.06
	64.4	18.61	2.37	22.44	2.49	26.28	2.61	30.12	2.73	34.73	2.87	37.80	2.97	41.64	3.08
	68.0	18.14	2.39	21.98	2.51	25.81	2.63	29.65	2.75	34.26	2.90	37.33	2.99	41.17	3.11
	70.0	17.88	2.41	21.71	2.53	25.55	2.65	29.39	2.77	34.00	2.91	37.07	3.01	40.91	3.13
	71.6	17.67	2.42	21.51	2.54	25.35	2.66	29.18	2.78	33.79	2.92	36.86	3.02	40.70	3.14
	75.2	17.20	2.44	21.04	2.56	24.88	2.68	28.71	2.80	33.32	2.95	36.39	3.04	40.23	3.16
FDXS12L + CDXS18L	60.8	17.95	2.49	21.57	2.62	25.18	2.75	28.79	2.88	33.13	3.03	36.02	3.13	39.63	3.26
	64.4	17.51	2.52	21.12	2.65	24.74	2.78	28.35	2.90	32.69	3.06	35.58	3.16	39.19	3.29
	68.0	17.07	2.55	20.68	2.68	24.30	2.80	27.91	2.93	32.25	3.08	35.14	3.19	38.75	3.31
	70.0	16.82	2.56	20.44	2.69	24.05	2.82	27.66	2.95	32.00	3.10	34.89	3.20	38.50	3.33
	71.6	16.63	2.58	20.24	2.70	23.85	2.83	27.47	2.96	31.80	3.11	34.69	3.21	38.31	3.34
	75.2	16.19	2.60	19.80	2.73	23.41	2.86	27.03	2.99	31.36	3.14	34.25	3.24	37.87	3.37
FTXS15L + FTXS15L	60.8	20.20	2.40	24.26	2.52	28.33	2.64	32.39	2.76	37.27	2.91	40.52	3.01	44.59	3.13
	64.4	19.70	2.42	23.77	2.55	27.83	2.67	31.90	2.79	36.77	2.94	40.03	3.04	44.09	3.16
	68.0	19.20	2.45	23.27	2.57	27.33	2.70	31.40	2.82	36.28	2.97	39.53	3.06	43.59	3.19
	70.0	18.93	2.46	22.99	2.59	27.06	2.71	31.12	2.83	36.00	2.98	39.25	3.08	43.32	3.20
	71.6	18.71	2.48	22.77	2.60	26.84	2.72	30.90	2.84	35.78	2.99	39.03	3.09	43.10	3.21
	75.2	18.21	2.50	22.27	2.63	26.34	2.75	30.40	2.87	35.28	3.02	38.53	3.12	42.60	3.24

Combination (Capacity)	Indoor air temp. EDB	Outdoor air temp.:EWB													
		5.00		14.00		23.00		32.00		43.00		50.00		59.00	
		TC	PI	TC	PI	TC	PI	TC	PI	TC	PI	TC	PI	TC	PI
		kBtu/h	kW	kBtu/h	kW	kBtu/h	kW	kBtu/h	kW	kBtu/h	kW	kBtu/h	kW	kBtu/h	kW
CDXS15L + FTXS15L	60.8	19.07	2.31	22.91	2.43	26.75	2.54	30.59	2.66	35.20	2.80	38.27	2.90	42.11	3.02
	64.4	18.61	2.33	22.44	2.45	26.28	2.57	30.12	2.69	34.73	2.83	37.80	2.92	41.64	3.04
	68.0	18.14	2.36	21.98	2.48	25.81	2.60	29.65	2.71	34.26	2.86	37.33	2.95	41.17	3.07
	70.0	17.88	2.37	21.71	2.49	25.55	2.61	29.39	2.73	34.00	2.87	37.07	2.96	40.91	3.08
	71.6	17.67	2.39	21.51	2.50	25.35	2.62	29.18	2.74	33.79	2.88	36.86	2.98	40.70	3.09
	75.2	17.20	2.41	21.04	2.53	24.88	2.65	28.71	2.77	33.32	2.91	36.39	3.00	40.23	3.12
CDXS15L + CDXS15L	60.8	17.95	2.49	21.57	2.62	25.18	2.75	28.79	2.88	33.13	3.03	36.02	3.13	39.63	3.26
	64.4	17.51	2.52	21.12	2.65	24.74	2.78	28.35	2.90	32.69	3.06	35.58	3.16	39.19	3.29
	68.0	17.07	2.55	20.68	2.68	24.30	2.80	27.91	2.93	32.25	3.08	35.14	3.19	38.75	3.31
	70.0	16.82	2.56	20.44	2.69	24.05	2.82	27.66	2.95	32.00	3.10	34.89	3.20	38.50	3.33
	71.6	16.63	2.58	20.24	2.70	23.85	2.83	27.47	2.96	31.80	3.11	34.69	3.21	38.31	3.34
	75.2	16.19	2.60	19.80	2.73	23.41	2.86	27.03	2.99	31.36	3.14	34.25	3.24	37.87	3.37
FTXS15L + FTXS18L	60.8	20.20	2.40	24.26	2.53	28.33	2.65	32.39	2.77	37.27	2.92	40.52	3.02	44.59	3.14
	64.4	19.70	2.43	23.77	2.55	27.83	2.68	31.90	2.80	36.77	2.95	40.03	3.05	44.09	3.17
	68.0	19.20	2.46	23.27	2.58	27.33	2.70	31.40	2.83	36.28	2.98	39.53	3.07	43.59	3.20
	70.0	18.93	2.47	22.99	2.60	27.06	2.72	31.12	2.84	36.00	2.99	39.25	3.09	43.32	3.21
	71.6	18.71	2.48	22.77	2.61	26.84	2.73	30.90	2.85	35.78	3.00	39.03	3.10	43.10	3.22
	75.2	18.21	2.51	22.27	2.63	26.34	2.76	30.40	2.88	35.28	3.03	38.53	3.13	42.60	3.25
FTXS15L + CDXS18L	60.8	19.07	2.30	22.91	2.42	26.75	2.54	30.59	2.65	35.20	2.79	38.27	2.89	42.11	3.01
	64.4	18.61	2.33	22.44	2.44	26.28	2.56	30.12	2.68	34.73	2.82	37.80	2.91	41.64	3.03
	68.0	18.14	2.35	21.98	2.47	25.81	2.59	29.65	2.70	34.26	2.85	37.33	2.94	41.17	3.06
	70.0	17.88	2.37	21.71	2.48	25.55	2.60	29.39	2.72	34.00	2.86	37.07	2.95	40.91	3.07
	71.6	17.67	2.38	21.51	2.49	25.35	2.61	29.18	2.73	33.79	2.87	36.86	2.97	40.70	3.08
	75.2	17.20	2.40	21.04	2.52	24.88	2.64	28.71	2.76	33.32	2.90	36.39	2.99	40.23	3.11
CDXS15L + FTXS18L	60.8	19.07	2.29	22.91	2.41	26.75	2.53	30.59	2.64	35.20	2.78	38.27	2.88	42.11	3.00
	64.4	18.61	2.32	22.44	2.43	26.28	2.55	30.12	2.67	34.73	2.81	37.80	2.90	41.64	3.02
	68.0	18.14	2.34	21.98	2.46	25.81	2.58	29.65	2.69	34.26	2.84	37.33	2.93	41.17	3.05
	70.0	17.88	2.36	21.71	2.47	25.55	2.59	29.39	2.71	34.00	2.85	37.07	2.94	40.91	3.06
	71.6	17.67	2.37	21.51	2.49	25.35	2.60	29.18	2.72	33.79	2.86	36.86	2.96	40.70	3.07
	75.2	17.20	2.39	21.04	2.51	24.88	2.63	28.71	2.75	33.32	2.89	36.39	2.98	40.23	3.10
CDXS15L + CDXS18L	60.8	17.95	2.48	21.57	2.61	25.18	2.74	28.79	2.87	33.13	3.02	36.02	3.12	39.63	3.25
	64.4	17.51	2.51	21.12	2.64	24.74	2.77	28.35	2.89	32.69	3.05	35.58	3.15	39.19	3.28
	68.0	17.07	2.54	20.68	2.67	24.30	2.79	27.91	2.92	32.25	3.07	35.14	3.18	38.75	3.30
	70.0	16.82	2.56	20.44	2.68	24.05	2.81	27.66	2.94	32.00	3.09	34.89	3.19	38.50	3.32
	71.6	16.63	2.57	20.24	2.70	23.85	2.82	27.47	2.95	31.80	3.10	34.69	3.20	38.31	3.33
	75.2	16.19	2.60	19.80	2.72	23.41	2.85	27.03	2.98	31.36	3.13	34.25	3.23	37.87	3.36
FTXS18L + FTXS18L	60.8	20.20	2.41	24.26	2.54	28.33	2.66	32.39	2.78	37.27	2.93	40.52	3.03	44.59	3.15
	64.4	19.70	2.44	23.77	2.56	27.83	2.69	31.90	2.81	36.77	2.96	40.03	3.06	44.09	3.18
	68.0	19.20	2.47	23.27	2.59	27.33	2.71	31.40	2.84	36.28	2.98	39.53	3.08	43.59	3.21
	70.0	18.93	2.48	22.99	2.60	27.06	2.73	31.12	2.85	36.00	3.00	39.25	3.10	43.32	3.22
	71.6	18.71	2.49	22.77	2.62	26.84	2.74	30.90	2.86	35.78	3.01	39.03	3.11	43.10	3.23
	75.2	18.21	2.52	22.27	2.64	26.34	2.77	30.40	2.89	35.28	3.04	38.53	3.14	42.60	3.26
CDXS18L + FTXS18L	60.8	19.07	2.28	22.91	2.40	26.75	2.52	30.59	2.63	35.20	2.77	38.27	2.87	42.11	2.99
	64.4	18.61	2.31	22.44	2.43	26.28	2.54	30.12	2.66	34.73	2.80	37.80	2.89	41.64	3.01
	68.0	18.14	2.33	21.98	2.45	25.81	2.57	29.65	2.69	34.26	2.83	37.33	2.92	41.17	3.04
	70.0	17.88	2.35	21.71	2.47	25.55	2.58	29.39	2.70	34.00	2.84	37.07	2.93	40.91	3.05
	71.6	17.67	2.36	21.51	2.48	25.35	2.59	29.18	2.71	33.79	2.85	36.86	2.94	40.70	3.06
	75.2	17.20	2.39	21.04	2.50	24.88	2.62	28.71	2.74	33.32	2.88	36.39	2.97	40.23	3.09

Combination (Capacity)	Indoor air temp. EDB	Outdoor air temp.:EWB													
		5.00		14.00		23.00		32.00		43.00		50.00		59.00	
		TC	PI	TC	PI	TC	PI	TC	PI	TC	PI	TC	PI	TC	PI
		kBtu/h	kW	kBtu/h	kW	kBtu/h	kW	kBtu/h	kW	kBtu/h	kW	kBtu/h	kW	kBtu/h	kW
CDXS18L + CDXS18L	60.8	17.95	2.48	21.57	2.60	25.18	2.73	28.79	2.86	33.13	3.01	36.02	3.11	39.63	3.24
	64.4	17.51	2.50	21.12	2.63	24.74	2.76	28.35	2.88	32.69	3.04	35.58	3.14	39.19	3.27
	68.0	17.07	2.53	20.68	2.66	24.30	2.79	27.91	2.91	32.25	3.06	35.14	3.17	38.75	3.29
	70.0	16.82	2.55	20.44	2.67	24.05	2.80	27.66	2.93	32.00	3.08	34.89	3.18	38.50	3.31
	71.6	16.63	2.56	20.24	2.69	23.85	2.81	27.47	2.94	31.80	3.09	34.69	3.19	38.31	3.32
	75.2	16.19	2.59	19.80	2.71	23.41	2.84	27.03	2.97	31.36	3.12	34.25	3.22	37.87	3.35
CTXS07L + CTXS07L + CTXS07L	60.8	16.66	1.72	20.02	1.81	23.37	1.90	26.72	1.98	30.75	2.09	33.43	2.16	36.78	2.25
	64.4	16.25	1.74	19.61	1.83	22.96	1.92	26.31	2.00	30.34	2.11	33.02	2.18	36.37	2.27
	68.0	15.84	1.76	19.20	1.85	22.55	1.94	25.90	2.02	29.93	2.13	32.61	2.20	35.96	2.29
	70.0	15.61	1.77	18.97	1.86	22.32	1.95	25.68	2.03	29.70	2.14	32.38	2.21	35.74	2.30
	71.6	15.43	1.78	18.79	1.87	22.14	1.95	25.49	2.04	29.52	2.15	32.20	2.22	35.55	2.31
	75.2	15.02	1.80	18.38	1.89	21.73	1.97	25.08	2.06	29.11	2.17	31.79	2.24	35.14	2.33
CTXS07L + CTXS07L + CDXS07L	60.8	16.27	1.68	19.54	1.77	22.82	1.85	26.09	1.94	30.02	2.04	32.64	2.11	35.92	2.20
	64.4	15.87	1.70	19.14	1.79	22.42	1.87	25.69	1.96	29.62	2.06	32.24	2.13	35.52	2.22
	68.0	15.47	1.72	18.74	1.80	22.02	1.89	25.29	1.98	29.22	2.08	31.84	2.15	35.12	2.23
	70.0	15.25	1.73	18.52	1.81	21.80	1.90	25.07	1.99	29.00	2.09	31.62	2.16	34.89	2.24
	71.6	15.07	1.74	18.34	1.82	21.62	1.91	24.89	2.00	28.82	2.10	31.44	2.17	34.72	2.25
	75.2	14.67	1.76	17.94	1.84	21.22	1.93	24.49	2.01	28.42	2.12	31.04	2.19	34.32	2.27
CTXS07L + CDXS07L + CDXS07L	60.8	15.88	1.70	19.07	1.78	22.27	1.87	25.46	1.96	29.30	2.06	31.86	2.13	35.05	2.22
	64.4	15.49	1.72	18.68	1.80	21.88	1.89	25.07	1.98	28.91	2.08	31.46	2.15	34.66	2.24
	68.0	15.10	1.73	18.29	1.82	21.49	1.91	24.68	2.00	28.52	2.10	31.07	2.17	34.27	2.26
	70.0	14.88	1.75	18.07	1.83	21.27	1.92	24.47	2.01	28.30	2.11	30.86	2.18	34.05	2.27
	71.6	14.70	1.75	17.90	1.84	21.10	1.93	24.29	2.01	28.13	2.12	30.68	2.19	33.88	2.27
	75.2	14.31	1.77	17.51	1.86	20.71	1.95	23.90	2.03	27.74	2.14	30.29	2.21	33.49	2.29
CDXS07L + CDXS07L + CDXS07L	60.8	15.48	1.69	18.60	1.77	21.72	1.86	24.83	1.95	28.57	2.05	31.07	2.12	34.18	2.21
	64.4	15.10	1.71	18.22	1.79	21.34	1.88	24.45	1.97	28.19	2.07	30.69	2.14	33.80	2.23
	68.0	14.72	1.73	17.84	1.81	20.96	1.90	24.07	1.99	27.81	2.09	30.30	2.16	33.42	2.25
	70.0	14.51	1.74	17.63	1.82	20.74	1.91	23.86	2.00	27.60	2.10	30.09	2.17	33.21	2.26
	71.6	14.34	1.75	17.46	1.83	20.57	1.92	23.69	2.00	27.43	2.11	29.92	2.18	33.04	2.26
	75.2	13.96	1.76	17.08	1.85	20.19	1.94	23.31	2.02	27.05	2.13	29.54	2.20	32.66	2.28
CTXS07L + CTXS07L + FTXS09L	60.8	18.46	2.04	22.17	2.15	25.89	2.25	29.60	2.36	34.06	2.48	37.03	2.57	40.75	2.67
	64.4	18.00	2.07	21.72	2.17	25.43	2.27	29.15	2.38	33.61	2.50	36.58	2.59	40.29	2.69
	68.0	17.55	2.09	21.26	2.19	24.98	2.30	28.69	2.40	33.15	2.53	36.12	2.61	39.84	2.72
	70.0	17.30	2.10	21.01	2.21	24.73	2.31	28.44	2.41	32.90	2.54	35.87	2.62	39.59	2.73
	71.6	17.10	2.11	20.81	2.22	24.53	2.32	28.24	2.42	32.70	2.55	35.67	2.63	39.39	2.74
	75.2	16.64	2.13	20.36	2.24	24.07	2.34	27.79	2.45	32.24	2.57	35.22	2.66	38.93	2.76
CTXS07L + CTXS07L + FDXS09L	60.8	17.78	2.02	21.36	2.12	24.94	2.22	28.52	2.33	32.82	2.45	35.68	2.53	39.26	2.64
	64.4	17.35	2.04	20.93	2.14	24.51	2.25	28.09	2.35	32.38	2.47	35.24	2.56	38.82	2.66
	68.0	16.91	2.06	20.49	2.17	24.07	2.27	27.65	2.37	31.94	2.50	34.81	2.58	38.39	2.68
	70.0	16.67	2.08	20.25	2.18	23.83	2.28	27.40	2.39	31.70	2.51	34.56	2.59	38.14	2.70
	71.6	16.47	2.09	20.05	2.19	23.63	2.29	27.21	2.40	31.51	2.52	34.37	2.60	37.95	2.71
	75.2	16.03	2.11	19.61	2.21	23.19	2.32	26.77	2.42	31.07	2.54	33.93	2.63	37.51	2.73
CTXS07L + CDXS07L + FTXS09L	60.8	17.78	1.96	21.36	2.06	24.94	2.16	28.52	2.26	32.82	2.38	35.68	2.46	39.26	2.56
	64.4	17.35	1.98	20.93	2.08	24.51	2.18	28.09	2.29	32.38	2.41	35.24	2.49	38.82	2.59
	68.0	16.91	2.01	20.49	2.11	24.07	2.21	27.65	2.31	31.94	2.43	34.81	2.51	38.39	2.61
	70.0	16.67	2.02	20.25	2.12	23.83	2.22	27.40	2.32	31.70	2.44	34.56	2.52	38.14	2.62
	71.6	16.47	2.03	20.05	2.13	23.63	2.23	27.21	2.33	31.51	2.45	34.37	2.53	37.95	2.63
	75.2	16.03	2.05	19.61	2.15	23.19	2.25	26.77	2.35	31.07	2.47	33.93	2.55	37.51	2.65

Combination (Capacity)	Indoor air temp. EDB	Outdoor air temp.:EWB													
		5.00		14.00		23.00		32.00		43.00		50.00		59.00	
		TC	PI	TC	PI	TC	PI	TC	PI	TC	PI	TC	PI	TC	PI
		kBtu/h	kW	kBtu/h	kW	kBtu/h	kW	kBtu/h	kW	kBtu/h	kW	kBtu/h	kW	kBtu/h	kW
CDXS07L + CTXS07L + FDXS09L	60.8	17.11	1.96	20.56	2.06	24.00	2.16	27.44	2.26	31.58	2.38	34.33	2.46	37.78	2.56
	64.4	16.69	1.98	20.13	2.08	23.58	2.18	27.02	2.29	31.16	2.41	33.91	2.49	37.35	2.59
	68.0	16.27	2.01	19.71	2.11	23.16	2.21	26.60	2.31	30.73	2.43	33.49	2.51	36.93	2.61
	70.0	16.04	2.02	19.48	2.12	22.92	2.22	26.37	2.32	30.50	2.44	33.26	2.52	36.70	2.62
	71.6	15.85	2.03	19.29	2.13	22.74	2.23	26.18	2.33	30.31	2.45	33.07	2.53	36.51	2.63
	75.2	15.43	2.05	18.87	2.15	22.31	2.25	25.76	2.35	29.89	2.47	32.65	2.55	36.09	2.65
CDXS07L + CDXS07L + FTXS09L	60.8	17.11	1.90	20.56	1.99	24.00	2.09	27.44	2.19	31.58	2.31	34.33	2.38	37.78	2.48
	64.4	16.69	1.92	20.13	2.02	23.58	2.11	27.02	2.21	31.16	2.33	33.91	2.40	37.35	2.50
	68.0	16.27	1.94	19.71	2.04	23.16	2.13	26.60	2.23	30.73	2.35	33.49	2.43	36.93	2.52
	70.0	16.04	1.95	19.48	2.05	22.92	2.15	26.37	2.24	30.50	2.36	33.26	2.44	36.70	2.53
	71.6	15.85	1.96	19.29	2.06	22.74	2.16	26.18	2.25	30.31	2.37	33.07	2.45	36.51	2.54
	75.2	15.43	1.98	18.87	2.08	22.31	2.18	25.76	2.27	29.89	2.39	32.65	2.47	36.09	2.57
CDXS07L + CDXS07L + FDXS09L	60.8	16.44	1.92	19.75	2.02	23.06	2.12	26.36	2.22	30.33	2.33	32.98	2.41	36.29	2.51
	64.4	16.03	1.94	19.34	2.04	22.65	2.14	25.96	2.24	29.93	2.36	32.58	2.44	35.88	2.53
	68.0	15.63	1.96	18.94	2.06	22.25	2.16	25.55	2.26	29.52	2.38	32.17	2.46	35.48	2.56
	70.0	15.40	1.98	18.71	2.08	22.02	2.17	25.33	2.27	29.30	2.39	31.95	2.47	35.26	2.57
	71.6	15.22	1.99	18.53	2.08	21.84	2.18	25.15	2.28	29.12	2.40	31.77	2.48	35.08	2.58
	75.2	14.82	2.01	18.13	2.11	21.44	2.20	24.75	2.30	28.72	2.42	31.36	2.50	34.67	2.60
CTXS07L + CTXS07L + FTXS12L	60.8	20.20	2.39	24.26	2.51	28.33	2.63	32.39	2.75	37.27	2.90	40.52	3.00	44.59	3.12
	64.4	19.70	2.41	23.77	2.54	27.83	2.66	31.90	2.78	36.77	2.93	40.03	3.03	44.09	3.15
	68.0	19.20	2.44	23.27	2.56	27.33	2.69	31.40	2.81	36.28	2.96	39.53	3.05	43.59	3.18
	70.0	18.93	2.46	22.99	2.58	27.06	2.70	31.12	2.82	36.00	2.97	39.25	3.07	43.32	3.19
	71.6	18.71	2.47	22.77	2.59	26.84	2.71	30.90	2.84	35.78	2.98	39.03	3.08	43.10	3.20
	75.2	18.21	2.49	22.27	2.62	26.34	2.74	30.40	2.86	35.28	3.01	38.53	3.11	42.60	3.23
CTXS07L + CTXS07L + FDXS12L	60.8	19.30	2.30	23.18	2.42	27.07	2.54	30.95	2.65	35.61	2.79	38.72	2.89	42.61	3.01
	64.4	18.82	2.33	22.71	2.44	26.59	2.56	30.48	2.68	35.14	2.82	38.25	2.91	42.13	3.03
	68.0	18.35	2.35	22.23	2.47	26.12	2.59	30.00	2.70	34.66	2.85	37.77	2.94	41.66	3.06
	70.0	18.09	2.37	21.97	2.48	25.85	2.60	29.74	2.72	34.40	2.86	37.51	2.95	41.39	3.07
	71.6	17.87	2.38	21.76	2.49	25.64	2.61	29.53	2.73	34.19	2.87	37.30	2.97	41.18	3.08
	75.2	17.40	2.40	21.28	2.52	25.17	2.64	29.05	2.76	33.71	2.90	36.82	2.99	40.71	3.11
CTXS07L + CDXS07L + FTXS12L	60.8	19.30	2.25	23.18	2.37	27.07	2.48	30.95	2.60	35.61	2.74	38.72	2.83	42.61	2.94
	64.4	18.82	2.28	22.71	2.39	26.59	2.51	30.48	2.62	35.14	2.76	38.25	2.85	42.13	2.97
	68.0	18.35	2.30	22.23	2.42	26.12	2.53	30.00	2.65	34.66	2.79	37.77	2.88	41.66	2.99
	70.0	18.09	2.32	21.97	2.43	25.85	2.55	29.74	2.66	34.40	2.80	37.51	2.89	41.39	3.01
	71.6	17.87	2.33	21.76	2.44	25.64	2.56	29.53	2.67	34.19	2.81	37.30	2.90	41.18	3.02
	75.2	17.40	2.35	21.28	2.47	25.17	2.58	29.05	2.70	33.71	2.84	36.82	2.93	40.71	3.04
CDXS07L + CTXS07L + FDXS12L	60.8	18.35	2.20	22.04	2.32	25.73	2.43	29.42	2.54	33.85	2.68	36.81	2.77	40.50	2.88
	64.4	17.89	2.23	21.59	2.34	25.28	2.45	28.97	2.57	33.40	2.70	36.36	2.79	40.05	2.90
	68.0	17.44	2.25	21.14	2.37	24.83	2.48	28.52	2.59	32.95	2.73	35.90	2.82	39.60	2.93
	70.0	17.19	2.27	20.88	2.38	24.58	2.49	28.27	2.60	32.70	2.74	35.65	2.83	39.35	2.94
	71.6	16.99	2.28	20.68	2.39	24.38	2.50	28.07	2.62	32.50	2.75	35.45	2.84	39.15	2.95
	75.2	16.54	2.30	20.23	2.41	23.92	2.53	27.62	2.64	32.05	2.78	35.00	2.87	38.69	2.98
CDXS07L + CDXS07L + FTXS12L	60.8	18.35	2.10	22.04	2.21	25.73	2.31	29.42	2.42	33.85	2.55	36.81	2.64	40.50	2.74
	64.4	17.89	2.12	21.59	2.23	25.28	2.34	28.97	2.44	33.40	2.57	36.36	2.66	40.05	2.77
	68.0	17.44	2.15	21.14	2.25	24.83	2.36	28.52	2.47	32.95	2.60	35.90	2.68	39.60	2.79
	70.0	17.19	2.16	20.88	2.27	24.58	2.37	28.27	2.48	32.70	2.61	35.65	2.70	39.35	2.80
	71.6	16.99	2.17	20.68	2.28	24.38	2.38	28.07	2.49	32.50	2.62	35.45	2.71	39.15	2.81
	75.2	16.54	2.19	20.23	2.30	23.92	2.41	27.62	2.51	32.05	2.64	35.00	2.73	38.69	2.84

Combination (Capacity)	Indoor air temp. EDB	Outdoor air temp.:EWB													
		5.00		14.00		23.00		32.00		43.00		50.00		59.00	
		TC	PI	TC	PI	TC	PI	TC	PI	TC	PI	TC	PI	TC	PI
		kBtu/h	kW	kBtu/h	kW	kBtu/h	kW	kBtu/h	kW	kBtu/h	kW	kBtu/h	kW	kBtu/h	kW
CDXS07L + CDXS07L + FDXS12L	60.8	17.45	2.12	20.96	2.23	24.47	2.34	27.98	2.45	32.20	2.58	35.01	2.67	38.52	2.77
	64.4	17.02	2.15	20.53	2.26	24.04	2.36	27.55	2.47	31.77	2.60	34.58	2.69	38.09	2.80
	68.0	16.59	2.17	20.10	2.28	23.61	2.39	27.12	2.50	31.34	2.63	34.15	2.71	37.66	2.82
	70.0	16.35	2.18	19.86	2.29	23.37	2.40	26.89	2.51	31.10	2.64	33.91	2.73	37.42	2.84
	71.6	16.16	2.19	19.67	2.30	23.18	2.41	26.70	2.52	30.91	2.65	33.72	2.74	37.23	2.85
	75.2	15.73	2.22	19.24	2.33	22.75	2.44	26.27	2.54	30.48	2.67	33.29	2.76	36.80	2.87
CTXS07L + CTXS07L + FTXS15L	60.8	20.20	2.43	24.26	2.55	28.33	2.68	32.39	2.80	37.27	2.95	40.52	3.05	44.59	3.17
	64.4	19.70	2.46	23.77	2.58	27.83	2.70	31.90	2.83	36.77	2.98	40.03	3.08	44.09	3.20
	68.0	19.20	2.48	23.27	2.61	27.33	2.73	31.40	2.86	36.28	3.00	39.53	3.10	43.59	3.23
	70.0	18.93	2.50	22.99	2.62	27.06	2.75	31.12	2.87	36.00	3.02	39.25	3.12	43.32	3.24
	71.6	18.71	2.51	22.77	2.63	26.84	2.76	30.90	2.88	35.78	3.03	39.03	3.13	43.10	3.26
	75.2	18.21	2.54	22.27	2.66	26.34	2.79	30.40	2.91	35.28	3.06	38.53	3.16	42.60	3.28
CTXS07L + CTXS07L + CDXS15L	60.8	19.47	2.36	23.39	2.48	27.30	2.60	31.22	2.72	35.92	2.86	39.06	2.96	42.98	3.08
	64.4	18.99	2.38	22.91	2.50	26.83	2.62	30.74	2.74	35.45	2.89	38.58	2.99	42.50	3.11
	68.0	18.51	2.41	22.43	2.53	26.35	2.65	30.26	2.77	34.97	2.92	38.10	3.01	42.02	3.13
	70.0	18.24	2.42	22.16	2.54	26.08	2.66	30.00	2.79	34.70	2.93	37.83	3.03	41.75	3.15
	71.6	18.03	2.43	21.95	2.56	25.87	2.68	29.79	2.80	34.49	2.94	37.62	3.04	41.54	3.16
	75.2	17.55	2.46	21.47	2.58	25.39	2.70	29.31	2.82	34.01	2.97	37.14	3.06	41.06	3.19
CTXS07L + CDXS07L + FTXS15L	60.8	19.36	2.32	23.25	2.43	27.15	2.55	31.04	2.67	35.72	2.81	38.83	2.91	42.73	3.03
	64.4	18.88	2.34	22.77	2.46	26.67	2.58	30.57	2.70	35.24	2.84	38.36	2.93	42.25	3.05
	68.0	18.40	2.37	22.30	2.49	26.19	2.60	30.09	2.72	34.76	2.87	37.88	2.96	41.78	3.08
	70.0	18.14	2.38	22.03	2.50	25.93	2.62	29.83	2.74	34.50	2.88	37.62	2.97	41.51	3.09
	71.6	17.93	2.39	21.82	2.51	25.72	2.63	29.61	2.75	34.29	2.89	37.40	2.99	41.30	3.11
	75.2	17.45	2.42	21.35	2.54	25.24	2.66	29.14	2.78	33.81	2.92	36.93	3.01	40.82	3.13
CDXS07L + CTXS07L + CDXS15L	60.8	18.46	2.19	22.17	2.31	25.89	2.42	29.60	2.53	34.06	2.67	37.03	2.76	40.75	2.87
	64.4	18.00	2.22	21.72	2.33	25.43	2.44	29.15	2.56	33.61	2.69	36.58	2.78	40.29	2.89
	68.0	17.55	2.24	21.26	2.36	24.98	2.47	28.69	2.58	33.15	2.72	36.12	2.81	39.84	2.92
	70.0	17.30	2.26	21.01	2.37	24.73	2.48	28.44	2.60	32.90	2.73	35.87	2.82	39.59	2.93
	71.6	17.10	2.27	20.81	2.38	24.53	2.49	28.24	2.61	32.70	2.74	35.67	2.83	39.39	2.94
	75.2	16.64	2.29	20.36	2.41	24.07	2.52	27.79	2.63	32.24	2.77	35.22	2.86	38.93	2.97
CDXS07L + CDXS07L + FTXS15L	60.8	18.46	2.15	22.17	2.26	25.89	2.37	29.60	2.48	34.06	2.61	37.03	2.70	40.75	2.81
	64.4	18.00	2.17	21.72	2.28	25.43	2.39	29.15	2.50	33.61	2.63	36.58	2.72	40.29	2.83
	68.0	17.55	2.19	21.26	2.30	24.98	2.41	28.69	2.52	33.15	2.66	36.12	2.74	39.84	2.85
	70.0	17.30	2.21	21.01	2.32	24.73	2.43	28.44	2.54	32.90	2.67	35.87	2.76	39.59	2.87
	71.6	17.10	2.22	20.81	2.33	24.53	2.44	28.24	2.55	32.70	2.68	35.67	2.77	39.39	2.88
	75.2	16.64	2.24	20.36	2.35	24.07	2.46	27.79	2.57	32.24	2.70	35.22	2.79	38.93	2.90
CDXS07L + CDXS07L + CDXS15L	60.8	17.62	2.09	21.16	2.20	24.71	2.30	28.25	2.41	32.51	2.54	35.34	2.63	38.89	2.73
	64.4	17.18	2.11	20.73	2.22	24.27	2.33	27.82	2.44	32.07	2.56	34.91	2.65	38.46	2.76
	68.0	16.75	2.14	20.29	2.24	23.84	2.35	27.39	2.46	31.64	2.59	34.48	2.67	38.02	2.78
	70.0	16.51	2.15	20.05	2.26	23.60	2.36	27.15	2.47	31.40	2.60	34.24	2.69	37.78	2.79
	71.6	16.32	2.16	19.86	2.27	23.41	2.37	26.95	2.48	31.21	2.61	34.04	2.70	37.59	2.80
	75.2	15.88	2.18	19.43	2.29	22.97	2.40	26.52	2.51	30.77	2.63	33.61	2.72	37.16	2.83
CTXS07L + CTXS07L + FTXS18L	60.8	20.20	2.44	24.26	2.57	28.33	2.69	32.39	2.82	37.27	2.97	40.52	3.07	44.59	3.20
	64.4	19.70	2.47	23.77	2.60	27.83	2.72	31.90	2.85	36.77	3.00	40.03	3.10	44.09	3.22
	68.0	19.20	2.50	23.27	2.62	27.33	2.75	31.40	2.87	36.28	3.02	39.53	3.12	43.59	3.25
	70.0	18.93	2.51	22.99	2.64	27.06	2.76	31.12	2.89	36.00	3.04	39.25	3.14	43.32	3.27
	71.6	18.71	2.53	22.77	2.65	26.84	2.78	30.90	2.90	35.78	3.05	39.03	3.15	43.10	3.28
	75.2	18.21	2.55	22.27	2.68	26.34	2.80	30.40	2.93	35.28	3.08	38.53	3.18	42.60	3.30

Combination (Capacity)	Indoor air temp. EDB	Outdoor air temp.:EWB													
		5.00		14.00		23.00		32.00		43.00		50.00		59.00	
		TC	PI	TC	PI	TC	PI	TC	PI	TC	PI	TC	PI	TC	PI
		kBtu/h	kW	kBtu/h	kW	kBtu/h	kW	kBtu/h	kW	kBtu/h	kW	kBtu/h	kW	kBtu/h	kW
CTXS07L + CTXS07L + CDXS18L	60.8	19.47	2.35	23.39	2.47	27.30	2.59	31.22	2.71	35.92	2.85	39.06	2.95	42.98	3.07
	64.4	18.99	2.37	22.91	2.49	26.83	2.61	30.74	2.73	35.45	2.88	38.58	2.98	42.50	3.10
	68.0	18.51	2.40	22.43	2.52	26.35	2.64	30.26	2.76	34.97	2.91	38.10	3.00	42.02	3.12
	70.0	18.24	2.41	22.16	2.54	26.08	2.66	30.00	2.78	34.70	2.92	37.83	3.02	41.75	3.14
	71.6	18.03	2.43	21.95	2.55	25.87	2.67	29.79	2.79	34.49	2.93	37.62	3.03	41.54	3.15
	75.2	17.55	2.45	21.47	2.57	25.39	2.69	29.31	2.81	34.01	2.96	37.14	3.05	41.06	3.17
CTXS07L + CDXS07L + FTXS18L	60.8	19.36	2.31	23.25	2.43	27.15	2.54	31.04	2.66	35.72	2.80	38.83	2.90	42.73	3.02
	64.4	18.88	2.33	22.77	2.45	26.67	2.57	30.57	2.69	35.24	2.83	38.36	2.92	42.25	3.04
	68.0	18.40	2.36	22.30	2.48	26.19	2.60	30.09	2.71	34.76	2.86	37.88	2.95	41.78	3.07
	70.0	18.14	2.37	22.03	2.49	25.93	2.61	29.83	2.73	34.50	2.87	37.62	2.96	41.51	3.08
	71.6	17.93	2.39	21.82	2.50	25.72	2.62	29.61	2.74	34.29	2.88	37.40	2.98	41.30	3.09
	75.2	17.45	2.41	21.35	2.53	25.24	2.65	29.14	2.77	33.81	2.91	36.93	3.00	40.82	3.12
CDXS07L + CTXS07L + CDXS18L	60.8	18.57	2.19	22.31	2.30	26.05	2.41	29.78	2.52	34.27	2.66	37.26	2.75	41.00	2.86
	64.4	18.11	2.21	21.85	2.32	25.59	2.44	29.33	2.55	33.81	2.68	36.80	2.77	40.54	2.88
	68.0	17.66	2.24	21.39	2.35	25.13	2.46	28.87	2.57	33.35	2.71	36.34	2.80	40.08	2.91
	70.0	17.40	2.25	21.14	2.36	24.88	2.47	28.61	2.59	33.10	2.72	36.09	2.81	39.83	2.92
	71.6	17.20	2.26	20.94	2.37	24.67	2.48	28.41	2.60	32.90	2.73	35.89	2.82	39.62	2.93
	75.2	16.74	2.28	20.48	2.40	24.22	2.51	27.95	2.62	32.44	2.76	35.43	2.85	39.17	2.96
CDXS07L + CDXS07L + FTXS18L	60.8	18.57	2.14	22.31	2.25	26.05	2.36	29.78	2.47	34.27	2.60	37.26	2.69	41.00	2.80
	64.4	18.11	2.16	21.85	2.27	25.59	2.38	29.33	2.49	33.81	2.62	36.80	2.71	40.54	2.82
	68.0	17.66	2.19	21.39	2.30	25.13	2.41	28.87	2.52	33.35	2.65	36.34	2.73	40.08	2.84
	70.0	17.40	2.20	21.14	2.31	24.88	2.42	28.61	2.53	33.10	2.66	36.09	2.75	39.83	2.86
	71.6	17.20	2.21	20.94	2.32	24.67	2.43	28.41	2.54	32.90	2.67	35.89	2.76	39.62	2.87
	75.2	16.74	2.23	20.48	2.34	24.22	2.45	27.95	2.56	32.44	2.69	35.43	2.78	39.17	2.89
CDXS07L + CDXS07L + CDXS18L	60.8	17.73	2.08	21.30	2.19	24.86	2.30	28.43	2.40	32.72	2.53	35.57	2.62	39.14	2.72
	64.4	17.29	2.11	20.86	2.21	24.43	2.32	28.00	2.43	32.28	2.55	35.13	2.64	38.70	2.75
	68.0	16.86	2.13	20.42	2.24	23.99	2.34	27.56	2.45	31.84	2.58	34.70	2.66	38.27	2.77
	70.0	16.61	2.14	20.18	2.25	23.75	2.36	27.32	2.46	31.60	2.59	34.45	2.68	38.02	2.78
	71.6	16.42	2.15	19.99	2.26	23.56	2.37	27.12	2.47	31.41	2.60	34.26	2.69	37.83	2.79
	75.2	15.98	2.18	19.55	2.28	23.12	2.39	26.69	2.50	30.97	2.62	33.82	2.71	37.39	2.82
CTXS07L + FTXS09L + FTXS09L	60.8	20.20	2.39	24.26	2.51	28.33	2.63	32.39	2.75	37.27	2.90	40.52	3.00	44.59	3.12
	64.4	19.70	2.41	23.77	2.54	27.83	2.66	31.90	2.78	36.77	2.93	40.03	3.03	44.09	3.15
	68.0	19.20	2.44	23.27	2.56	27.33	2.69	31.40	2.81	36.28	2.96	39.53	3.05	43.59	3.18
	70.0	18.93	2.46	22.99	2.58	27.06	2.70	31.12	2.82	36.00	2.97	39.25	3.07	43.32	3.19
	71.6	18.71	2.47	22.77	2.59	26.84	2.71	30.90	2.84	35.78	2.98	39.03	3.08	43.10	3.20
	75.2	18.21	2.49	22.27	2.62	26.34	2.74	30.40	2.86	35.28	3.01	38.53	3.11	42.60	3.23
CTXS07L + FTXS09L + FDXS09L	60.8	19.24	2.28	23.12	2.39	26.99	2.51	30.86	2.62	35.51	2.76	38.61	2.86	42.48	2.97
	64.4	18.77	2.30	22.64	2.42	26.52	2.53	30.39	2.65	35.04	2.79	38.14	2.88	42.01	3.00
	68.0	18.30	2.33	22.17	2.44	26.04	2.56	29.92	2.68	34.56	2.82	37.66	2.91	41.53	3.03
	70.0	18.03	2.34	21.91	2.46	25.78	2.57	29.65	2.69	34.30	2.83	37.40	2.92	41.27	3.04
	71.6	17.82	2.35	21.70	2.47	25.57	2.58	29.44	2.70	34.09	2.84	37.19	2.93	41.06	3.05
	75.2	17.35	2.38	21.22	2.49	25.10	2.61	28.97	2.73	33.62	2.87	36.71	2.96	40.59	3.08
CTXS07L + FDXS09L + FDXS09L	60.8	18.35	2.24	22.04	2.36	25.73	2.47	29.42	2.59	33.85	2.73	36.81	2.82	40.50	2.93
	64.4	17.89	2.27	21.59	2.38	25.28	2.50	28.97	2.61	33.40	2.75	36.36	2.84	40.05	2.96
	68.0	17.44	2.29	21.14	2.41	24.83	2.52	28.52	2.64	32.95	2.78	35.90	2.87	39.60	2.98
	70.0	17.19	2.31	20.88	2.42	24.58	2.54	28.27	2.65	32.70	2.79	35.65	2.88	39.35	3.00
	71.6	16.99	2.32	20.68	2.43	24.38	2.55	28.07	2.66	32.50	2.80	35.45	2.89	39.15	3.01
	75.2	16.54	2.34	20.23	2.46	23.92	2.57	27.62	2.69	32.05	2.83	35.00	2.92	38.69	3.03

Combination (Capacity)	Indoor air temp. EDB	Outdoor air temp.:EWB													
		5.00		14.00		23.00		32.00		43.00		50.00		59.00	
		TC	PI	TC	PI	TC	PI	TC	PI	TC	PI	TC	PI	TC	PI
		kBtu/h	kW	kBtu/h	kW	kBtu/h	kW	kBtu/h	kW	kBtu/h	kW	kBtu/h	kW	kBtu/h	kW
CDXS07L + FTXS09L + FTXS09L	60.8	19.24	2.29	23.12	2.41	26.99	2.53	30.86	2.64	35.51	2.78	38.61	2.88	42.48	3.00
	64.4	18.77	2.32	22.64	2.43	26.52	2.55	30.39	2.67	35.04	2.81	38.14	2.90	42.01	3.02
	68.0	18.30	2.34	22.17	2.46	26.04	2.58	29.92	2.69	34.56	2.84	37.66	2.93	41.53	3.05
	70.0	18.03	2.36	21.91	2.47	25.78	2.59	29.65	2.71	34.30	2.85	37.40	2.94	41.27	3.06
	71.6	17.82	2.37	21.70	2.49	25.57	2.60	29.44	2.72	34.09	2.86	37.19	2.96	41.06	3.07
	75.2	17.35	2.39	21.22	2.51	25.10	2.63	28.97	2.75	33.62	2.89	36.71	2.98	40.59	3.10
CDXS07L + FTXS09L + FDXS09L	60.8	18.35	2.21	22.04	2.32	25.73	2.44	29.42	2.55	33.85	2.69	36.81	2.78	40.50	2.89
	64.4	17.89	2.24	21.59	2.35	25.28	2.46	28.97	2.58	33.40	2.71	36.36	2.80	40.05	2.92
	68.0	17.44	2.26	21.14	2.37	24.83	2.49	28.52	2.60	32.95	2.74	35.90	2.83	39.60	2.94
	70.0	17.19	2.27	20.88	2.39	24.58	2.50	28.27	2.61	32.70	2.75	35.65	2.84	39.35	2.95
	71.6	16.99	2.29	20.68	2.40	24.38	2.51	28.07	2.63	32.50	2.76	35.45	2.85	39.15	2.96
	75.2	16.54	2.31	20.23	2.42	23.92	2.54	27.62	2.65	32.05	2.79	35.00	2.88	38.69	2.99
CDXS07L + FDXS09L + FDXS09L	60.8	17.39	2.12	20.89	2.23	24.39	2.34	27.89	2.45	32.09	2.58	34.89	2.67	38.39	2.77
	64.4	16.96	2.15	20.46	2.26	23.96	2.36	27.47	2.47	31.67	2.60	34.47	2.69	37.97	2.80
	68.0	16.54	2.17	20.04	2.28	23.54	2.39	27.04	2.50	31.24	2.63	34.04	2.71	37.54	2.82
	70.0	16.30	2.18	19.80	2.29	23.30	2.40	26.80	2.51	31.00	2.64	33.80	2.73	37.30	2.84
	71.6	16.11	2.19	19.61	2.30	23.11	2.41	26.61	2.52	30.81	2.65	33.61	2.74	37.11	2.85
	75.2	15.68	2.22	19.18	2.33	22.68	2.44	26.18	2.54	30.38	2.67	33.18	2.76	36.68	2.87
CTXS07L + FTXS09L + FTXS12L	60.8	20.20	2.38	24.26	2.50	28.33	2.62	32.39	2.75	37.27	2.89	40.52	2.99	44.59	3.11
	64.4	19.70	2.41	23.77	2.53	27.83	2.65	31.90	2.77	36.77	2.92	40.03	3.02	44.09	3.14
	68.0	19.20	2.43	23.27	2.56	27.33	2.68	31.40	2.80	36.28	2.95	39.53	3.04	43.59	3.16
	70.0	18.93	2.45	22.99	2.57	27.06	2.69	31.12	2.81	36.00	2.96	39.25	3.06	43.32	3.18
	71.6	18.71	2.46	22.77	2.58	26.84	2.70	30.90	2.83	35.78	2.97	39.03	3.07	43.10	3.19
	75.2	18.21	2.49	22.27	2.61	26.34	2.73	30.40	2.85	35.28	3.00	38.53	3.10	42.60	3.22
CTXS07L + FTXS09L + FDXS12L	60.8	19.47	2.32	23.39	2.43	27.30	2.55	31.22	2.67	35.92	2.81	39.06	2.91	42.98	3.03
	64.4	18.99	2.34	22.91	2.46	26.83	2.58	30.74	2.70	35.45	2.84	38.58	2.93	42.50	3.05
	68.0	18.51	2.37	22.43	2.49	26.35	2.60	30.26	2.72	34.97	2.87	38.10	2.96	42.02	3.08
	70.0	18.24	2.38	22.16	2.50	26.08	2.62	30.00	2.74	34.70	2.88	37.83	2.97	41.75	3.09
	71.6	18.03	2.39	21.95	2.51	25.87	2.63	29.79	2.75	34.49	2.89	37.62	2.99	41.54	3.11
	75.2	17.55	2.42	21.47	2.54	25.39	2.66	29.31	2.78	34.01	2.92	37.14	3.01	41.06	3.13
CTXS07L + FDXS09L + FTXS12L	60.8	19.47	2.29	23.39	2.41	27.30	2.53	31.22	2.64	35.92	2.78	39.06	2.88	42.98	3.00
	64.4	18.99	2.32	22.91	2.43	26.83	2.55	30.74	2.67	35.45	2.81	38.58	2.90	42.50	3.02
	68.0	18.51	2.34	22.43	2.46	26.35	2.58	30.26	2.69	34.97	2.84	38.10	2.93	42.02	3.05
	70.0	18.24	2.36	22.16	2.47	26.08	2.59	30.00	2.71	34.70	2.85	37.83	2.94	41.75	3.06
	71.6	18.03	2.37	21.95	2.49	25.87	2.60	29.79	2.72	34.49	2.86	37.62	2.96	41.54	3.07
	75.2	17.55	2.39	21.47	2.51	25.39	2.63	29.31	2.75	34.01	2.89	37.14	2.98	41.06	3.10
CTXS07L + FDXS09L + FDXS12L	60.8	18.68	2.32	22.44	2.44	26.20	2.56	29.96	2.68	34.47	2.82	37.48	2.92	41.24	3.04
	64.4	18.22	2.35	21.98	2.47	25.74	2.59	29.50	2.71	34.02	2.85	37.02	2.94	40.78	3.06
	68.0	17.76	2.38	21.52	2.49	25.28	2.61	29.04	2.73	33.56	2.88	36.56	2.97	40.32	3.09
	70.0	17.51	2.39	21.27	2.51	25.03	2.63	28.79	2.75	33.30	2.89	36.31	2.99	40.07	3.10
	71.6	17.30	2.40	21.06	2.52	24.82	2.64	28.58	2.76	33.10	2.90	36.10	3.00	39.86	3.12
	75.2	16.84	2.43	20.60	2.55	24.36	2.67	28.12	2.78	32.64	2.93	35.64	3.02	39.40	3.14
CDXS07L + FTXS09L + FTXS12L	60.8	19.30	2.28	23.18	2.39	27.07	2.51	30.95	2.62	35.61	2.76	38.72	2.86	42.61	2.97
	64.4	18.82	2.30	22.71	2.42	26.59	2.53	30.48	2.65	35.14	2.79	38.25	2.88	42.13	3.00
	68.0	18.35	2.33	22.23	2.44	26.12	2.56	30.00	2.68	34.66	2.82	37.77	2.91	41.66	3.03
	70.0	18.09	2.34	21.97	2.46	25.85	2.57	29.74	2.69	34.40	2.83	37.51	2.92	41.39	3.04
	71.6	17.87	2.35	21.76	2.47	25.64	2.58	29.53	2.70	34.19	2.84	37.30	2.93	41.18	3.05
	75.2	17.40	2.38	21.28	2.49	25.17	2.61	29.05	2.73	33.71	2.87	36.82	2.96	40.71	3.08

Combination (Capacity)	Indoor air temp. EDB	Outdoor air temp.:EWB													
		5.00		14.00		23.00		32.00		43.00		50.00		59.00	
		TC	PI	TC	PI	TC	PI	TC	PI	TC	PI	TC	PI	TC	PI
		kBtu/h	kW	kBtu/h	kW	kBtu/h	kW	kBtu/h	kW	kBtu/h	kW	kBtu/h	kW	kBtu/h	kW
CDXS07L + FTXS09L + FDXS12L	60.8	18.46	2.21	22.17	2.32	25.89	2.44	29.60	2.55	34.06	2.69	37.03	2.78	40.75	2.89
	64.4	18.00	2.24	21.72	2.35	25.43	2.46	29.15	2.58	33.61	2.71	36.58	2.80	40.29	2.92
	68.0	17.55	2.26	21.26	2.37	24.98	2.49	28.69	2.60	33.15	2.74	36.12	2.83	39.84	2.94
	70.0	17.30	2.27	21.01	2.39	24.73	2.50	28.44	2.61	32.90	2.75	35.87	2.84	39.59	2.95
	71.6	17.10	2.29	20.81	2.40	24.53	2.51	28.24	2.63	32.70	2.76	35.67	2.85	39.39	2.96
	75.2	16.64	2.31	20.36	2.42	24.07	2.54	27.79	2.65	32.24	2.79	35.22	2.88	38.93	2.99
CDXS07L + FDXS09L + FTXS12L	60.8	18.46	2.18	22.17	2.29	25.89	2.40	29.60	2.51	34.06	2.65	37.03	2.74	40.75	2.85
	64.4	18.00	2.20	21.72	2.31	25.43	2.43	29.15	2.54	33.61	2.67	36.58	2.76	40.29	2.87
	68.0	17.55	2.23	21.26	2.34	24.98	2.45	28.69	2.56	33.15	2.70	36.12	2.79	39.84	2.90
	70.0	17.30	2.24	21.01	2.35	24.73	2.46	28.44	2.58	32.90	2.71	35.87	2.80	39.59	2.91
	71.6	17.10	2.25	20.81	2.36	24.53	2.48	28.24	2.59	32.70	2.72	35.67	2.81	39.39	2.92
	75.2	16.64	2.28	20.36	2.39	24.07	2.50	27.79	2.61	32.24	2.75	35.22	2.83	38.93	2.95
CDXS07L + FDXS09L + FDXS12L	60.8	17.56	2.16	21.09	2.27	24.63	2.38	28.16	2.50	32.40	2.63	35.23	2.72	38.77	2.83
	64.4	17.13	2.19	20.66	2.30	24.20	2.41	27.73	2.52	31.97	2.65	34.80	2.74	38.33	2.85
	68.0	16.70	2.21	20.23	2.32	23.76	2.43	27.30	2.54	31.54	2.68	34.37	2.77	37.90	2.88
	70.0	16.46	2.22	19.99	2.34	23.52	2.45	27.06	2.56	31.30	2.69	34.13	2.78	37.66	2.89
	71.6	16.26	2.24	19.80	2.35	23.33	2.46	26.87	2.57	31.11	2.70	33.94	2.79	37.47	2.90
	75.2	15.83	2.26	19.37	2.37	22.90	2.48	26.43	2.59	30.68	2.73	33.50	2.81	37.04	2.92
CTXS07L + FTXS09L + FTXS15L	60.8	20.20	2.45	24.26	2.58	28.33	2.70	32.39	2.83	37.27	2.98	40.52	3.08	44.59	3.21
	64.4	19.70	2.48	23.77	2.61	27.83	2.73	31.90	2.86	36.77	3.01	40.03	3.11	44.09	3.23
	68.0	19.20	2.51	23.27	2.63	27.33	2.76	31.40	2.88	36.28	3.03	39.53	3.14	43.59	3.26
	70.0	18.93	2.52	22.99	2.65	27.06	2.77	31.12	2.90	36.00	3.05	39.25	3.15	43.32	3.28
	71.6	18.71	2.53	22.77	2.66	26.84	2.79	30.90	2.91	35.78	3.06	39.03	3.16	43.10	3.29
	75.2	18.21	2.56	22.27	2.69	26.34	2.81	30.40	2.94	35.28	3.09	38.53	3.19	42.60	3.32
CTXS07L + FTXS09L + CDXS15L	60.8	19.47	2.34	23.39	2.46	27.30	2.58	31.22	2.70	35.92	2.84	39.06	2.94	42.98	3.06
	64.4	18.99	2.37	22.91	2.49	26.83	2.61	30.74	2.73	35.45	2.87	38.58	2.97	42.50	3.08
	68.0	18.51	2.39	22.43	2.51	26.35	2.63	30.26	2.75	34.97	2.90	38.10	2.99	42.02	3.11
	70.0	18.24	2.41	22.16	2.53	26.08	2.65	30.00	2.77	34.70	2.91	37.83	3.01	41.75	3.13
	71.6	18.03	2.42	21.95	2.54	25.87	2.66	29.79	2.78	34.49	2.92	37.62	3.02	41.54	3.14
	75.2	17.55	2.44	21.47	2.56	25.39	2.68	29.31	2.80	34.01	2.95	37.14	3.04	41.06	3.16
CTXS07L + FDXS09L + FTXS15L	60.8	19.47	2.28	23.39	2.39	27.30	2.51	31.22	2.62	35.92	2.76	39.06	2.86	42.98	2.97
	64.4	18.99	2.30	22.91	2.42	26.83	2.53	30.74	2.65	35.45	2.79	38.58	2.88	42.50	3.00
	68.0	18.51	2.33	22.43	2.44	26.35	2.56	30.26	2.68	34.97	2.82	38.10	2.91	42.02	3.03
	70.0	18.24	2.34	22.16	2.46	26.08	2.57	30.00	2.69	34.70	2.83	37.83	2.92	41.75	3.04
	71.6	18.03	2.35	21.95	2.47	25.87	2.58	29.79	2.70	34.49	2.84	37.62	2.93	41.54	3.05
	75.2	17.55	2.38	21.47	2.49	25.39	2.61	29.31	2.73	34.01	2.87	37.14	2.96	41.06	3.08
CTXS07L + FDXS09L + CDXS15L	60.8	18.68	2.28	22.44	2.39	26.20	2.51	29.96	2.62	34.47	2.76	37.48	2.86	41.24	2.97
	64.4	18.22	2.30	21.98	2.42	25.74	2.53	29.50	2.65	34.02	2.79	37.02	2.88	40.78	3.00
	68.0	17.76	2.33	21.52	2.44	25.28	2.56	29.04	2.68	33.56	2.82	36.56	2.91	40.32	3.03
	70.0	17.51	2.34	21.27	2.46	25.03	2.57	28.79	2.69	33.30	2.83	36.31	2.92	40.07	3.04
	71.6	17.30	2.35	21.06	2.47	24.82	2.58	28.58	2.70	33.10	2.84	36.10	2.93	39.86	3.05
	75.2	16.84	2.38	20.60	2.49	24.36	2.61	28.12	2.73	32.64	2.87	35.64	2.96	39.40	3.08
CDXS07L + FTXS09L + FTXS15L	60.8	19.36	2.36	23.25	2.48	27.15	2.61	31.04	2.73	35.72	2.87	38.83	2.97	42.73	3.09
	64.4	18.88	2.39	22.77	2.51	26.67	2.63	30.57	2.75	35.24	2.90	38.36	3.00	42.25	3.12
	68.0	18.40	2.42	22.30	2.54	26.19	2.66	30.09	2.78	34.76	2.93	37.88	3.02	41.78	3.14
	70.0	18.14	2.43	22.03	2.55	25.93	2.67	29.83	2.79	34.50	2.94	37.62	3.04	41.51	3.16
	71.6	17.93	2.44	21.82	2.56	25.72	2.69	29.61	2.81	34.29	2.95	37.40	3.05	41.30	3.17
	75.2	17.45	2.47	21.35	2.59	25.24	2.71	29.14	2.83	33.81	2.98	36.93	3.08	40.82	3.20

Combination (Capacity)	Indoor air temp. EDB	Outdoor air temp.:EWB													
		5.00		14.00		23.00		32.00		43.00		50.00		59.00	
		TC	PI	TC	PI	TC	PI	TC	PI	TC	PI	TC	PI	TC	PI
		kBtu/h	kW	kBtu/h	kW	kBtu/h	kW	kBtu/h	kW	kBtu/h	kW	kBtu/h	kW	kBtu/h	kW
CDXS07L + FTXS09L + CDXS15L	60.8	18.51	2.21	22.24	2.32	25.97	2.44	29.69	2.55	34.16	2.69	37.15	2.78	40.87	2.89
	64.4	18.06	2.24	21.78	2.35	25.51	2.46	29.24	2.58	33.71	2.71	36.69	2.80	40.42	2.92
	68.0	17.60	2.26	21.33	2.37	25.06	2.49	28.78	2.60	33.25	2.74	36.23	2.83	39.96	2.94
	70.0	17.35	2.27	21.08	2.39	24.80	2.50	28.53	2.61	33.00	2.75	35.98	2.84	39.71	2.95
	71.6	17.15	2.29	20.87	2.40	24.60	2.51	28.33	2.63	32.80	2.76	35.78	2.85	39.50	2.96
	75.2	16.69	2.31	20.42	2.42	24.14	2.54	27.87	2.65	32.34	2.79	35.32	2.88	39.05	2.99
CDXS07L + FDXS09L + FTXS15L	60.8	18.51	2.19	22.24	2.30	25.97	2.41	29.69	2.52	34.16	2.66	37.15	2.75	40.87	2.86
	64.4	18.06	2.21	21.78	2.32	25.51	2.44	29.24	2.55	33.71	2.68	36.69	2.77	40.42	2.88
	68.0	17.60	2.24	21.33	2.35	25.06	2.46	28.78	2.57	33.25	2.71	36.23	2.80	39.96	2.91
	70.0	17.35	2.25	21.08	2.36	24.80	2.47	28.53	2.59	33.00	2.72	35.98	2.81	39.71	2.92
	71.6	17.15	2.26	20.87	2.37	24.60	2.48	28.33	2.60	32.80	2.73	35.78	2.82	39.50	2.93
	75.2	16.69	2.28	20.42	2.40	24.14	2.51	27.87	2.62	32.34	2.76	35.32	2.85	39.05	2.96
CDXS07L + FDXS09L + CDXS15L	60.8	17.67	2.13	21.23	2.24	24.79	2.35	28.34	2.46	32.61	2.59	35.46	2.68	39.01	2.79
	64.4	17.24	2.15	20.79	2.26	24.35	2.37	27.91	2.48	32.18	2.61	35.02	2.70	38.58	2.81
	68.0	16.80	2.18	20.36	2.29	23.92	2.40	27.47	2.51	31.74	2.64	34.59	2.72	38.14	2.83
	70.0	16.56	2.19	20.12	2.30	23.67	2.41	27.23	2.52	31.50	2.65	34.35	2.74	37.90	2.85
	71.6	16.37	2.20	19.92	2.31	23.48	2.42	27.04	2.53	31.31	2.66	34.15	2.75	37.71	2.86
	75.2	15.93	2.23	19.49	2.34	23.05	2.44	26.60	2.55	30.87	2.68	33.72	2.77	37.27	2.88
CTXS07L + FTXS09L + FTXS18L	60.8	20.20	2.47	24.26	2.59	28.33	2.72	32.39	2.85	37.27	3.00	40.52	3.10	44.59	3.23
	64.4	19.70	2.50	23.77	2.62	27.83	2.75	31.90	2.88	36.77	3.03	40.03	3.13	44.09	3.25
	68.0	19.20	2.52	23.27	2.65	27.33	2.78	31.40	2.90	36.28	3.05	39.53	3.16	43.59	3.28
	70.0	18.93	2.54	22.99	2.67	27.06	2.79	31.12	2.92	36.00	3.07	39.25	3.17	43.32	3.30
	71.6	18.71	2.55	22.77	2.68	26.84	2.80	30.90	2.93	35.78	3.08	39.03	3.18	43.10	3.31
	75.2	18.21	2.58	22.27	2.71	26.34	2.83	30.40	2.96	35.28	3.11	38.53	3.21	42.60	3.34
CTXS07L + FTXS09L + CDXS18L	60.8	19.47	2.33	23.39	2.45	27.30	2.57	31.22	2.69	35.92	2.83	39.06	2.93	42.98	3.05
	64.4	18.99	2.36	22.91	2.48	26.83	2.60	30.74	2.72	35.45	2.86	38.58	2.95	42.50	3.07
	68.0	18.51	2.38	22.43	2.50	26.35	2.62	30.26	2.74	34.97	2.89	38.10	2.98	42.02	3.10
	70.0	18.24	2.40	22.16	2.52	26.08	2.64	30.00	2.76	34.70	2.90	37.83	3.00	41.75	3.11
	71.6	18.03	2.41	21.95	2.53	25.87	2.65	29.79	2.77	34.49	2.91	37.62	3.01	41.54	3.13
	75.2	17.55	2.44	21.47	2.56	25.39	2.68	29.31	2.79	34.01	2.94	37.14	3.03	41.06	3.15
CTXS07L + FDXS09L + FTXS18L	60.8	19.47	2.28	23.39	2.40	27.30	2.52	31.22	2.63	35.92	2.77	39.06	2.87	42.98	2.99
	64.4	18.99	2.31	22.91	2.43	26.83	2.54	30.74	2.66	35.45	2.80	38.58	2.89	42.50	3.01
	68.0	18.51	2.33	22.43	2.45	26.35	2.57	30.26	2.69	34.97	2.83	38.10	2.92	42.02	3.04
	70.0	18.24	2.35	22.16	2.47	26.08	2.58	30.00	2.70	34.70	2.84	37.83	2.93	41.75	3.05
	71.6	18.03	2.36	21.95	2.48	25.87	2.59	29.79	2.71	34.49	2.85	37.62	2.94	41.54	3.06
	75.2	17.55	2.39	21.47	2.50	25.39	2.62	29.31	2.74	34.01	2.88	37.14	2.97	41.06	3.09
CTXS07L + FDXS09L + CDXS18L	60.8	18.68	2.27	22.44	2.38	26.20	2.50	29.96	2.62	34.47	2.76	37.48	2.85	41.24	2.96
	64.4	18.22	2.29	21.98	2.41	25.74	2.52	29.50	2.64	34.02	2.78	37.02	2.87	40.78	2.99
	68.0	17.76	2.32	21.52	2.43	25.28	2.55	29.04	2.67	33.56	2.81	36.56	2.90	40.32	3.01
	70.0	17.51	2.33	21.27	2.45	25.03	2.56	28.79	2.68	33.30	2.82	36.31	2.91	40.07	3.03
	71.6	17.30	2.34	21.06	2.46	24.82	2.58	28.58	2.69	33.10	2.83	36.10	2.92	39.86	3.04
	75.2	16.84	2.37	20.60	2.49	24.36	2.60	28.12	2.72	32.64	2.86	35.64	2.95	39.40	3.07
CDXS07L + FTXS09L + FTXS18L	60.8	19.41	2.40	23.32	2.53	27.23	2.65	31.13	2.77	35.82	2.92	38.95	3.02	42.85	3.14
	64.4	18.93	2.43	22.84	2.55	26.75	2.68	30.65	2.80	35.34	2.95	38.47	3.05	42.38	3.17
	68.0	18.46	2.46	22.36	2.58	26.27	2.70	30.18	2.83	34.87	2.98	37.99	3.07	41.90	3.20
	70.0	18.19	2.47	22.10	2.60	26.00	2.72	29.91	2.84	34.60	2.99	37.73	3.09	41.63	3.21
	71.6	17.98	2.48	21.89	2.61	25.79	2.73	29.70	2.85	34.39	3.00	37.51	3.10	41.42	3.22
	75.2	17.50	2.51	21.41	2.63	25.31	2.76	29.22	2.88	33.91	3.03	37.04	3.13	40.94	3.25

Combination (Capacity)	Indoor air temp. EDB	Outdoor air temp.:EWB													
		5.00		14.00		23.00		32.00		43.00		50.00		59.00	
		TC	PI	TC	PI	TC	PI	TC	PI	TC	PI	TC	PI	TC	PI
		kBtu/h	kW	kBtu/h	kW	kBtu/h	kW	kBtu/h	kW	kBtu/h	kW	kBtu/h	kW	kBtu/h	kW
CDXS07L + FTXS09L + CDXS18L	60.8	18.63	2.24	22.38	2.36	26.12	2.47	29.87	2.59	34.37	2.73	37.37	2.82	41.12	2.93
	64.4	18.17	2.27	21.92	2.38	25.67	2.50	29.41	2.61	33.91	2.75	36.91	2.84	40.66	2.96
	68.0	17.71	2.29	21.46	2.41	25.21	2.52	28.96	2.64	33.45	2.78	36.45	2.87	40.20	2.98
	70.0	17.45	2.31	21.20	2.42	24.95	2.54	28.70	2.65	33.20	2.79	36.20	2.88	39.95	3.00
	71.6	17.25	2.32	21.00	2.43	24.75	2.55	28.50	2.66	33.00	2.80	36.00	2.89	39.74	3.01
	75.2	16.79	2.34	20.54	2.46	24.29	2.57	28.04	2.69	32.54	2.83	35.54	2.92	39.29	3.03
CDXS07L + FDXS09L + FTXS18L	60.8	18.63	2.22	22.38	2.33	26.12	2.45	29.87	2.56	34.37	2.70	37.37	2.79	41.12	2.90
	64.4	18.17	2.24	21.92	2.36	25.67	2.47	29.41	2.58	33.91	2.72	36.91	2.81	40.66	2.93
	68.0	17.71	2.27	21.46	2.38	25.21	2.50	28.96	2.61	33.45	2.75	36.45	2.84	40.20	2.95
	70.0	17.45	2.28	21.20	2.40	24.95	2.51	28.70	2.62	33.20	2.76	36.20	2.85	39.95	2.96
	71.6	17.25	2.29	21.00	2.41	24.75	2.52	28.50	2.63	33.00	2.77	36.00	2.86	39.74	2.98
	75.2	16.79	2.32	20.54	2.43	24.29	2.55	28.04	2.66	32.54	2.80	35.54	2.89	39.29	3.00
CDXS07L + FDXS09L + CDXS18L	60.8	17.84	2.16	21.43	2.27	25.02	2.38	28.61	2.50	32.92	2.63	35.79	2.72	39.39	2.83
	64.4	17.40	2.19	20.99	2.30	24.58	2.41	28.17	2.52	32.48	2.65	35.36	2.74	38.95	2.85
	68.0	16.96	2.21	20.55	2.32	24.14	2.43	27.73	2.54	32.04	2.68	34.92	2.77	38.51	2.88
	70.0	16.72	2.22	20.31	2.34	23.90	2.45	27.49	2.56	31.80	2.69	34.67	2.78	38.26	2.89
	71.6	16.52	2.24	20.11	2.35	23.71	2.46	27.30	2.57	31.60	2.70	34.48	2.79	38.07	2.90
	75.2	16.08	2.26	19.68	2.37	23.27	2.48	26.86	2.59	31.17	2.73	34.04	2.81	37.63	2.92
CTXS07L + FTXS12L + FTXS12L	60.8	20.20	2.38	24.26	2.50	28.33	2.62	32.39	2.75	37.27	2.89	40.52	2.99	44.59	3.11
	64.4	19.70	2.41	23.77	2.53	27.83	2.65	31.90	2.77	36.77	2.92	40.03	3.02	44.09	3.14
	68.0	19.20	2.43	23.27	2.56	27.33	2.68	31.40	2.80	36.28	2.95	39.53	3.04	43.59	3.16
	70.0	18.93	2.45	22.99	2.57	27.06	2.69	31.12	2.81	36.00	2.96	39.25	3.06	43.32	3.18
	71.6	18.71	2.46	22.77	2.58	26.84	2.70	30.90	2.83	35.78	2.97	39.03	3.07	43.10	3.19
	75.2	18.21	2.49	22.27	2.61	26.34	2.73	30.40	2.85	35.28	3.00	38.53	3.10	42.60	3.22
CTXS07L + FTXS12L + FDXS12L	60.8	19.47	2.29	23.39	2.41	27.30	2.53	31.22	2.64	35.92	2.78	39.06	2.88	42.98	3.00
	64.4	18.99	2.32	22.91	2.43	26.83	2.55	30.74	2.67	35.45	2.81	38.58	2.90	42.50	3.02
	68.0	18.51	2.34	22.43	2.46	26.35	2.58	30.26	2.69	34.97	2.84	38.10	2.93	42.02	3.05
	70.0	18.24	2.36	22.16	2.47	26.08	2.59	30.00	2.71	34.70	2.85	37.83	2.94	41.75	3.06
	71.6	18.03	2.37	21.95	2.49	25.87	2.60	29.79	2.72	34.49	2.86	37.62	2.96	41.54	3.07
	75.2	17.55	2.39	21.47	2.51	25.39	2.63	29.31	2.75	34.01	2.89	37.14	2.98	41.06	3.10
CTXS07L + FDXS12L + FDXS12L	60.8	18.68	2.32	22.44	2.44	26.20	2.56	29.96	2.68	34.47	2.82	37.48	2.92	41.24	3.04
	64.4	18.22	2.35	21.98	2.47	25.74	2.59	29.50	2.71	34.02	2.85	37.02	2.94	40.78	3.06
	68.0	17.76	2.38	21.52	2.49	25.28	2.61	29.04	2.73	33.56	2.88	36.56	2.97	40.32	3.09
	70.0	17.51	2.39	21.27	2.51	25.03	2.63	28.79	2.75	33.30	2.89	36.31	2.99	40.07	3.10
	71.6	17.30	2.40	21.06	2.52	24.82	2.64	28.58	2.76	33.10	2.90	36.10	3.00	39.86	3.12
	75.2	16.84	2.43	20.60	2.55	24.36	2.67	28.12	2.78	32.64	2.93	35.64	3.02	39.40	3.14
CDXS07L + FTXS12L + FTXS12L	60.8	19.36	2.27	23.25	2.38	27.15	2.50	31.04	2.62	35.72	2.76	38.83	2.85	42.73	2.96
	64.4	18.88	2.29	22.77	2.41	26.67	2.52	30.57	2.64	35.24	2.78	38.36	2.87	42.25	2.99
	68.0	18.40	2.32	22.30	2.43	26.19	2.55	30.09	2.67	34.76	2.81	37.88	2.90	41.78	3.01
	70.0	18.14	2.33	22.03	2.45	25.93	2.56	29.83	2.68	34.50	2.82	37.62	2.91	41.51	3.03
	71.6	17.93	2.34	21.82	2.46	25.72	2.58	29.61	2.69	34.29	2.83	37.40	2.92	41.30	3.04
	75.2	17.45	2.37	21.35	2.49	25.24	2.60	29.14	2.72	33.81	2.86	36.93	2.95	40.82	3.07
CDXS07L + FTXS12L + FDXS12L	60.8	18.51	2.18	22.24	2.29	25.97	2.40	29.69	2.51	34.16	2.65	37.15	2.74	40.87	2.85
	64.4	18.06	2.20	21.78	2.31	25.51	2.43	29.24	2.54	33.71	2.67	36.69	2.76	40.42	2.87
	68.0	17.60	2.23	21.33	2.34	25.06	2.45	28.78	2.56	33.25	2.70	36.23	2.79	39.96	2.90
	70.0	17.35	2.24	21.08	2.35	24.80	2.46	28.53	2.58	33.00	2.71	35.98	2.80	39.71	2.91
	71.6	17.15	2.25	20.87	2.36	24.60	2.48	28.33	2.59	32.80	2.72	35.78	2.81	39.50	2.92
	75.2	16.69	2.28	20.42	2.39	24.14	2.50	27.87	2.61	32.34	2.75	35.32	2.83	39.05	2.95

Combination (Capacity)	Indoor air temp. EDB	Outdoor air temp.:EWB													
		5.00		14.00		23.00		32.00		43.00		50.00		59.00	
		TC	PI	TC	PI	TC	PI	TC	PI	TC	PI	TC	PI	TC	PI
		kBtu/h	kW	kBtu/h	kW	kBtu/h	kW	kBtu/h	kW	kBtu/h	kW	kBtu/h	kW	kBtu/h	kW
CDXS07L + FDXS12L + FDXS12L	60.8	17.67	2.20	21.23	2.32	24.79	2.43	28.34	2.54	32.61	2.68	35.46	2.77	39.01	2.88
	64.4	17.24	2.23	20.79	2.34	24.35	2.45	27.91	2.57	32.18	2.70	35.02	2.79	38.58	2.90
	68.0	16.80	2.25	20.36	2.37	23.92	2.48	27.47	2.59	31.74	2.73	34.59	2.82	38.14	2.93
	70.0	16.56	2.27	20.12	2.38	23.67	2.49	27.23	2.60	31.50	2.74	34.35	2.83	37.90	2.94
	71.6	16.37	2.28	19.92	2.39	23.48	2.50	27.04	2.62	31.31	2.75	34.15	2.84	37.71	2.95
	75.2	15.93	2.30	19.49	2.41	23.05	2.53	26.60	2.64	30.87	2.78	33.72	2.87	37.27	2.98
CTXS07L + FTXS12L + FTXS15L	60.8	20.20	2.48	24.26	2.61	28.33	2.74	32.39	2.87	37.27	3.02	40.52	3.12	44.59	3.25
	64.4	19.70	2.51	23.77	2.64	27.83	2.77	31.90	2.89	36.77	3.05	40.03	3.15	44.09	3.28
	68.0	19.20	2.54	23.27	2.67	27.33	2.79	31.40	2.92	36.28	3.07	39.53	3.18	43.59	3.30
	70.0	18.93	2.56	22.99	2.68	27.06	2.81	31.12	2.94	36.00	3.09	39.25	3.19	43.32	3.32
	71.6	18.71	2.57	22.77	2.70	26.84	2.82	30.90	2.95	35.78	3.10	39.03	3.20	43.10	3.33
	75.2	18.21	2.60	22.27	2.72	26.34	2.85	30.40	2.98	35.28	3.13	38.53	3.23	42.60	3.36
CTXS07L + FTXS12L + CDXS15L	60.8	19.47	2.34	23.39	2.46	27.30	2.58	31.22	2.70	35.92	2.84	39.06	2.94	42.98	3.06
	64.4	18.99	2.37	22.91	2.49	26.83	2.61	30.74	2.73	35.45	2.87	38.58	2.97	42.50	3.08
	68.0	18.51	2.39	22.43	2.51	26.35	2.63	30.26	2.75	34.97	2.90	38.10	2.99	42.02	3.11
	70.0	18.24	2.41	22.16	2.53	26.08	2.65	30.00	2.77	34.70	2.91	37.83	3.01	41.75	3.13
	71.6	18.03	2.42	21.95	2.54	25.87	2.66	29.79	2.78	34.49	2.92	37.62	3.02	41.54	3.14
	75.2	17.55	2.44	21.47	2.56	25.39	2.68	29.31	2.80	34.01	2.95	37.14	3.04	41.06	3.16
CTXS07L + FDXS12L + FTXS15L	60.8	19.47	2.28	23.39	2.39	27.30	2.51	31.22	2.62	35.92	2.76	39.06	2.86	42.98	2.97
	64.4	18.99	2.30	22.91	2.42	26.83	2.53	30.74	2.65	35.45	2.79	38.58	2.88	42.50	3.00
	68.0	18.51	2.33	22.43	2.44	26.35	2.56	30.26	2.68	34.97	2.82	38.10	2.91	42.02	3.03
	70.0	18.24	2.34	22.16	2.46	26.08	2.57	30.00	2.69	34.70	2.83	37.83	2.92	41.75	3.04
	71.6	18.03	2.35	21.95	2.47	25.87	2.58	29.79	2.70	34.49	2.84	37.62	2.93	41.54	3.05
	75.2	17.55	2.38	21.47	2.49	25.39	2.61	29.31	2.73	34.01	2.87	37.14	2.96	41.06	3.08
CTXS07L + FDXS12L + CDXS15L	60.8	18.68	2.28	22.44	2.39	26.20	2.51	29.96	2.62	34.47	2.76	37.48	2.86	41.24	2.97
	64.4	18.22	2.30	21.98	2.42	25.74	2.53	29.50	2.65	34.02	2.79	37.02	2.88	40.78	3.00
	68.0	17.76	2.33	21.52	2.44	25.28	2.56	29.04	2.68	33.56	2.82	36.56	2.91	40.32	3.03
	70.0	17.51	2.34	21.27	2.46	25.03	2.57	28.79	2.69	33.30	2.83	36.31	2.92	40.07	3.04
	71.6	17.30	2.35	21.06	2.47	24.82	2.58	28.58	2.70	33.10	2.84	36.10	2.93	39.86	3.05
	75.2	16.84	2.38	20.60	2.49	24.36	2.61	28.12	2.73	32.64	2.87	35.64	2.96	39.40	3.08
CDXS07L + FTXS12L + FTXS15L	60.8	19.41	2.43	23.32	2.55	27.23	2.68	31.13	2.80	35.82	2.95	38.95	3.05	42.85	3.17
	64.4	18.93	2.46	22.84	2.58	26.75	2.70	30.65	2.83	35.34	2.98	38.47	3.08	42.38	3.20
	68.0	18.46	2.48	22.36	2.61	26.27	2.73	30.18	2.86	34.87	3.00	37.99	3.10	41.90	3.23
	70.0	18.19	2.50	22.10	2.62	26.00	2.75	29.91	2.87	34.60	3.02	37.73	3.12	41.63	3.24
	71.6	17.98	2.51	21.89	2.63	25.79	2.76	29.70	2.88	34.39	3.03	37.51	3.13	41.42	3.26
	75.2	17.50	2.54	21.41	2.66	25.31	2.79	29.22	2.91	33.91	3.06	37.04	3.16	40.94	3.28
CDXS07L + FTXS12L + CDXS15L	60.8	18.63	2.24	22.38	2.35	26.12	2.46	29.87	2.58	34.37	2.72	37.37	2.81	41.12	2.92
	64.4	18.17	2.26	21.92	2.37	25.67	2.49	29.41	2.60	33.91	2.74	36.91	2.83	40.66	2.95
	68.0	17.71	2.29	21.46	2.40	25.21	2.51	28.96	2.63	33.45	2.77	36.45	2.86	40.20	2.97
	70.0	17.45	2.30	21.20	2.41	24.95	2.53	28.70	2.64	33.20	2.78	36.20	2.87	39.95	2.99
	71.6	17.25	2.31	21.00	2.42	24.75	2.54	28.50	2.65	33.00	2.79	36.00	2.88	39.74	3.00
	75.2	16.79	2.34	20.54	2.45	24.29	2.56	28.04	2.68	32.54	2.82	35.54	2.91	39.29	3.02
CDXS07L + FDXS12L + FTXS15L	60.8	18.63	2.23	22.38	2.34	26.12	2.46	29.87	2.57	34.37	2.71	37.37	2.80	41.12	2.91
	64.4	18.17	2.25	21.92	2.37	25.67	2.48	29.41	2.59	33.91	2.73	36.91	2.82	40.66	2.94
	68.0	17.71	2.28	21.46	2.39	25.21	2.51	28.96	2.62	33.45	2.76	36.45	2.85	40.20	2.96
	70.0	17.45	2.29	21.20	2.40	24.95	2.52	28.70	2.63	33.20	2.77	36.20	2.86	39.95	2.98
	71.6	17.25	2.30	21.00	2.42	24.75	2.53	28.50	2.64	33.00	2.78	36.00	2.87	39.74	2.99
	75.2	16.79	2.33	20.54	2.44	24.29	2.56	28.04	2.67	32.54	2.81	35.54	2.90	39.29	3.01

Combination (Capacity)	Indoor air temp. EDB	Outdoor air temp.:EWB													
		5.00		14.00		23.00		32.00		43.00		50.00		59.00	
		TC	PI	TC	PI	TC	PI	TC	PI	TC	PI	TC	PI	TC	PI
		kBtu/h	kW	kBtu/h	kW	kBtu/h	kW	kBtu/h	kW	kBtu/h	kW	kBtu/h	kW	kBtu/h	kW
CDXS07L + FDXS12L + CDXS15L	60.8	17.84	2.17	21.43	2.28	25.02	2.39	28.61	2.50	32.92	2.64	35.79	2.73	39.39	2.84
	64.4	17.40	2.20	20.99	2.31	24.58	2.42	28.17	2.53	32.48	2.66	35.36	2.75	38.95	2.86
	68.0	16.96	2.22	20.55	2.33	24.14	2.44	27.73	2.55	32.04	2.69	34.92	2.78	38.51	2.89
	70.0	16.72	2.23	20.31	2.34	23.90	2.46	27.49	2.57	31.80	2.70	34.67	2.79	38.26	2.90
	71.6	16.52	2.24	20.11	2.36	23.71	2.47	27.30	2.58	31.60	2.71	34.48	2.80	38.07	2.91
	75.2	16.08	2.27	19.68	2.38	23.27	2.49	26.86	2.60	31.17	2.74	34.04	2.82	37.63	2.94
CTXS07L + FTXS12L + FTXS18L	60.8	20.20	2.50	24.26	2.63	28.33	2.76	32.39	2.88	37.27	3.04	40.52	3.14	44.59	3.27
	64.4	19.70	2.53	23.77	2.66	27.83	2.78	31.90	2.91	36.77	3.07	40.03	3.17	44.09	3.30
	68.0	19.20	2.56	23.27	2.68	27.33	2.81	31.40	2.94	36.28	3.09	39.53	3.20	43.59	3.32
	70.0	18.93	2.57	22.99	2.70	27.06	2.83	31.12	2.96	36.00	3.11	39.25	3.21	43.32	3.34
	71.6	18.71	2.58	22.77	2.71	26.84	2.84	30.90	2.97	35.78	3.12	39.03	3.22	43.10	3.35
	75.2	18.21	2.61	22.27	2.74	26.34	2.87	30.40	3.00	35.28	3.15	38.53	3.25	42.60	3.38
CTXS07L + FTXS12L + CDXS18L	60.8	19.47	2.33	23.39	2.45	27.30	2.57	31.22	2.69	35.92	2.83	39.06	2.93	42.98	3.05
	64.4	18.99	2.36	22.91	2.48	26.83	2.60	30.74	2.72	35.45	2.86	38.58	2.95	42.50	3.07
	68.0	18.51	2.38	22.43	2.50	26.35	2.62	30.26	2.74	34.97	2.89	38.10	2.98	42.02	3.10
	70.0	18.24	2.40	22.16	2.52	26.08	2.64	30.00	2.76	34.70	2.90	37.83	3.00	41.75	3.11
	71.6	18.03	2.41	21.95	2.53	25.87	2.65	29.79	2.77	34.49	2.91	37.62	3.01	41.54	3.13
	75.2	17.55	2.44	21.47	2.56	25.39	2.68	29.31	2.79	34.01	2.94	37.14	3.03	41.06	3.15
CTXS07L + FDXS12L + FTXS18L	60.8	19.47	2.28	23.39	2.40	27.30	2.52	31.22	2.63	35.92	2.77	39.06	2.87	42.98	2.99
	64.4	18.99	2.31	22.91	2.43	26.83	2.54	30.74	2.66	35.45	2.80	38.58	2.89	42.50	3.01
	68.0	18.51	2.33	22.43	2.45	26.35	2.57	30.26	2.69	34.97	2.83	38.10	2.92	42.02	3.04
	70.0	18.24	2.35	22.16	2.47	26.08	2.58	30.00	2.70	34.70	2.84	37.83	2.93	41.75	3.05
	71.6	18.03	2.36	21.95	2.48	25.87	2.59	29.79	2.71	34.49	2.85	37.62	2.94	41.54	3.06
	75.2	17.55	2.39	21.47	2.50	25.39	2.62	29.31	2.74	34.01	2.88	37.14	2.97	41.06	3.09
CTXS07L + FDXS12L + CDXS18L	60.8	18.74	2.27	22.51	2.38	26.28	2.50	30.05	2.62	34.58	2.76	37.60	2.85	41.37	2.96
	64.4	18.28	2.29	22.05	2.41	25.82	2.52	29.59	2.64	34.12	2.78	37.13	2.87	40.91	2.99
	68.0	17.82	2.32	21.59	2.43	25.36	2.55	29.13	2.67	33.66	2.81	36.67	2.90	40.44	3.01
	70.0	17.56	2.33	21.33	2.45	25.10	2.56	28.87	2.68	33.40	2.82	36.42	2.91	40.19	3.03
	71.6	17.35	2.34	21.13	2.46	24.90	2.58	28.67	2.69	33.20	2.83	36.21	2.92	39.98	3.04
	75.2	16.89	2.37	20.67	2.49	24.44	2.60	28.21	2.72	32.73	2.86	35.75	2.95	39.52	3.07
CDXS07L + FTXS12L + FTXS18L	60.8	19.47	2.27	23.39	2.38	27.30	2.50	31.22	2.62	35.92	2.76	39.06	2.85	42.98	2.96
	64.4	18.99	2.29	22.91	2.41	26.83	2.52	30.74	2.64	35.45	2.78	38.58	2.87	42.50	2.99
	68.0	18.51	2.32	22.43	2.43	26.35	2.55	30.26	2.67	34.97	2.81	38.10	2.90	42.02	3.01
	70.0	18.24	2.33	22.16	2.45	26.08	2.56	30.00	2.68	34.70	2.82	37.83	2.91	41.75	3.03
	71.6	18.03	2.34	21.95	2.46	25.87	2.58	29.79	2.69	34.49	2.83	37.62	2.92	41.54	3.04
	75.2	17.55	2.37	21.47	2.49	25.39	2.60	29.31	2.72	34.01	2.86	37.14	2.95	41.06	3.07
CDXS07L + FTXS12L + CDXS18L	60.8	18.74	2.23	22.51	2.34	26.28	2.46	30.05	2.57	34.58	2.71	37.60	2.80	41.37	2.91
	64.4	18.28	2.25	22.05	2.37	25.82	2.48	29.59	2.59	34.12	2.73	37.13	2.82	40.91	2.94
	68.0	17.82	2.28	21.59	2.39	25.36	2.51	29.13	2.62	33.66	2.76	36.67	2.85	40.44	2.96
	70.0	17.56	2.29	21.33	2.40	25.10	2.52	28.87	2.63	33.40	2.77	36.42	2.86	40.19	2.98
	71.6	17.35	2.30	21.13	2.42	24.90	2.53	28.67	2.64	33.20	2.78	36.21	2.87	39.98	2.99
	75.2	16.89	2.33	20.67	2.44	24.44	2.56	28.21	2.67	32.73	2.81	35.75	2.90	39.52	3.01
CDXS07L + FDXS12L + FTXS18L	60.8	18.74	2.22	22.51	2.33	26.28	2.45	30.05	2.56	34.58	2.70	37.60	2.79	41.37	2.90
	64.4	18.28	2.24	22.05	2.36	25.82	2.47	29.59	2.58	34.12	2.72	37.13	2.81	40.91	2.93
	68.0	17.82	2.27	21.59	2.38	25.36	2.50	29.13	2.61	33.66	2.75	36.67	2.84	40.44	2.95
	70.0	17.56	2.28	21.33	2.40	25.10	2.51	28.87	2.62	33.40	2.76	36.42	2.85	40.19	2.96
	71.6	17.35	2.29	21.13	2.41	24.90	2.52	28.67	2.63	33.20	2.77	36.21	2.86	39.98	2.98
	75.2	16.89	2.32	20.67	2.43	24.44	2.55	28.21	2.66	32.73	2.80	35.75	2.89	39.52	3.00

Combination (Capacity)	Indoor air temp. EDB	Outdoor air temp.:EWB													
		5.00		14.00		23.00		32.00		43.00		50.00		59.00	
		TC	PI	TC	PI	TC	PI	TC	PI	TC	PI	TC	PI	TC	PI
		kBtu/h	kW	kBtu/h	kW	kBtu/h	kW	kBtu/h	kW	kBtu/h	kW	kBtu/h	kW	kBtu/h	kW
CDXS07L + FDXS12L + CDXS18L	60.8	18.01	2.20	21.63	2.32	25.26	2.43	28.88	2.54	33.23	2.68	36.13	2.77	39.76	2.88
	64.4	17.57	2.23	21.19	2.34	24.82	2.45	28.44	2.57	32.79	2.70	35.69	2.79	39.31	2.90
	68.0	17.12	2.25	20.75	2.37	24.37	2.48	28.00	2.59	32.35	2.73	35.25	2.82	38.87	2.93
	70.0	16.88	2.27	20.50	2.38	24.13	2.49	27.75	2.60	32.10	2.74	35.00	2.83	38.62	2.94
	71.6	16.68	2.28	20.30	2.39	23.93	2.50	27.55	2.62	31.90	2.75	34.80	2.84	38.43	2.95
	75.2	16.24	2.30	19.86	2.41	23.49	2.53	27.11	2.64	31.46	2.78	34.36	2.87	37.98	2.98
CTXS07L + FTXS15L + FTXS15L	60.8	20.20	2.53	24.26	2.66	28.33	2.79	32.39	2.92	37.27	3.08	40.52	3.18	44.59	3.31
	64.4	19.70	2.56	23.77	2.69	27.83	2.82	31.90	2.95	36.77	3.11	40.03	3.21	44.09	3.34
	68.0	19.20	2.59	23.27	2.72	27.33	2.85	31.40	2.98	36.28	3.13	39.53	3.24	43.59	3.37
	70.0	18.93	2.61	22.99	2.73	27.06	2.86	31.12	2.99	36.00	3.15	39.25	3.25	43.32	3.38
	71.6	18.71	2.62	22.77	2.75	26.84	2.88	30.90	3.01	35.78	3.16	39.03	3.27	43.10	3.40
	75.2	18.21	2.65	22.27	2.78	26.34	2.91	30.40	3.04	35.28	3.19	38.53	3.29	42.60	3.42
CTXS07L + FTXS15L + CDXS15L	60.8	19.47	2.40	23.39	2.52	27.30	2.64	31.22	2.76	35.92	2.91	39.06	3.01	42.98	3.13
	64.4	18.99	2.42	22.91	2.55	26.83	2.67	30.74	2.79	35.45	2.94	38.58	3.04	42.50	3.16
	68.0	18.51	2.45	22.43	2.57	26.35	2.70	30.26	2.82	34.97	2.97	38.10	3.06	42.02	3.19
	70.0	18.24	2.46	22.16	2.59	26.08	2.71	30.00	2.83	34.70	2.98	37.83	3.08	41.75	3.20
	71.6	18.03	2.48	21.95	2.60	25.87	2.72	29.79	2.84	34.49	2.99	37.62	3.09	41.54	3.21
	75.2	17.55	2.50	21.47	2.63	25.39	2.75	29.31	2.87	34.01	3.02	37.14	3.12	41.06	3.24
CTXS07L + CDXS15L + CDXS15L	60.8	18.74	2.31	22.51	2.43	26.28	2.54	30.05	2.66	34.58	2.80	37.60	2.90	41.37	3.02
	64.4	18.28	2.33	22.05	2.45	25.82	2.57	29.59	2.69	34.12	2.83	37.13	2.92	40.91	3.04
	68.0	17.82	2.36	21.59	2.48	25.36	2.60	29.13	2.71	33.66	2.86	36.67	2.95	40.44	3.07
	70.0	17.56	2.37	21.33	2.49	25.10	2.61	28.87	2.73	33.40	2.87	36.42	2.96	40.19	3.08
	71.6	17.35	2.39	21.13	2.50	24.90	2.62	28.67	2.74	33.20	2.88	36.21	2.98	39.98	3.09
	75.2	16.89	2.41	20.67	2.53	24.44	2.65	28.21	2.77	32.73	2.91	35.75	3.00	39.52	3.12
CDXS07L + FTXS15L + FTXS15L	60.8	19.47	2.53	23.39	2.66	27.30	2.79	31.22	2.92	35.92	3.08	39.06	3.18	42.98	3.31
	64.4	18.99	2.56	22.91	2.69	26.83	2.82	30.74	2.95	35.45	3.11	38.58	3.21	42.50	3.34
	68.0	18.51	2.59	22.43	2.72	26.35	2.85	30.26	2.98	34.97	3.13	38.10	3.24	42.02	3.37
	70.0	18.24	2.61	22.16	2.73	26.08	2.86	30.00	2.99	34.70	3.15	37.83	3.25	41.75	3.38
	71.6	18.03	2.62	21.95	2.75	25.87	2.88	29.79	3.01	34.49	3.16	37.62	3.27	41.54	3.40
	75.2	17.55	2.65	21.47	2.78	25.39	2.91	29.31	3.04	34.01	3.19	37.14	3.29	41.06	3.42
CDXS07L + FTXS15L + CDXS15L	60.8	18.74	2.32	22.51	2.44	26.28	2.56	30.05	2.68	34.58	2.82	37.60	2.92	41.37	3.04
	64.4	18.28	2.35	22.05	2.47	25.82	2.59	29.59	2.71	34.12	2.85	37.13	2.94	40.91	3.06
	68.0	17.82	2.38	21.59	2.49	25.36	2.61	29.13	2.73	33.66	2.88	36.67	2.97	40.44	3.09
	70.0	17.56	2.39	21.33	2.51	25.10	2.63	28.87	2.75	33.40	2.89	36.42	2.99	40.19	3.10
	71.6	17.35	2.40	21.13	2.52	24.90	2.64	28.67	2.76	33.20	2.90	36.21	3.00	39.98	3.12
	75.2	16.89	2.43	20.67	2.55	24.44	2.67	28.21	2.78	32.73	2.93	35.75	3.02	39.52	3.14
CDXS07L + CDXS15L + CDXS15L	60.8	18.01	2.21	21.63	2.32	25.26	2.44	28.88	2.55	33.23	2.69	36.13	2.78	39.76	2.89
	64.4	17.57	2.24	21.19	2.35	24.82	2.46	28.44	2.58	32.79	2.71	35.69	2.80	39.31	2.92
	68.0	17.12	2.26	20.75	2.37	24.37	2.49	28.00	2.60	32.35	2.74	35.25	2.83	38.87	2.94
	70.0	16.88	2.27	20.50	2.39	24.13	2.50	27.75	2.61	32.10	2.75	35.00	2.84	38.62	2.95
	71.6	16.68	2.29	20.30	2.40	23.93	2.51	27.55	2.63	31.90	2.76	34.80	2.85	38.43	2.96
	75.2	16.24	2.31	19.86	2.42	23.49	2.54	27.11	2.65	31.46	2.79	34.36	2.88	37.98	2.99
FTXS09L + FTXS09L + FTXS09L	60.8	20.20	2.38	24.26	2.50	28.33	2.62	32.39	2.75	37.27	2.89	40.52	2.99	44.59	3.11
	64.4	19.70	2.41	23.77	2.53	27.83	2.65	31.90	2.77	36.77	2.92	40.03	3.02	44.09	3.14
	68.0	19.20	2.43	23.27	2.56	27.33	2.68	31.40	2.80	36.28	2.95	39.53	3.04	43.59	3.16
	70.0	18.93	2.45	22.99	2.57	27.06	2.69	31.12	2.81	36.00	2.96	39.25	3.06	43.32	3.18
	71.6	18.71	2.46	22.77	2.58	26.84	2.70	30.90	2.83	35.78	2.97	39.03	3.07	43.10	3.19
	75.2	18.21	2.49	22.27	2.61	26.34	2.73	30.40	2.85	35.28	3.00	38.53	3.10	42.60	3.22

Combination (Capacity)	Indoor air temp. EDB	Outdoor air temp.:EWB													
		5.00		14.00		23.00		32.00		43.00		50.00		59.00	
		TC	PI	TC	PI	TC	PI	TC	PI	TC	PI	TC	PI	TC	PI
		kBtu/h	kW	kBtu/h	kW	kBtu/h	kW	kBtu/h	kW	kBtu/h	kW	kBtu/h	kW	kBtu/h	kW
FTXS09L + FTXS09L + FDXS09L	60.8	19.47	2.29	23.39	2.41	27.30	2.53	31.22	2.64	35.92	2.78	39.06	2.88	42.98	3.00
	64.4	18.99	2.32	22.91	2.43	26.83	2.55	30.74	2.67	35.45	2.81	38.58	2.90	42.50	3.02
	68.0	18.51	2.34	22.43	2.46	26.35	2.58	30.26	2.69	34.97	2.84	38.10	2.93	42.02	3.05
	70.0	18.24	2.36	22.16	2.47	26.08	2.59	30.00	2.71	34.70	2.85	37.83	2.94	41.75	3.06
	71.6	18.03	2.37	21.95	2.49	25.87	2.60	29.79	2.72	34.49	2.86	37.62	2.96	41.54	3.07
	75.2	17.55	2.39	21.47	2.51	25.39	2.63	29.31	2.75	34.01	2.89	37.14	2.98	41.06	3.10
FTXS09L + FDXS09L + FDXS09L	60.8	18.68	2.25	22.44	2.37	26.20	2.48	29.96	2.60	34.47	2.74	37.48	2.83	41.24	2.94
	64.4	18.22	2.28	21.98	2.39	25.74	2.51	29.50	2.62	34.02	2.76	37.02	2.85	40.78	2.97
	68.0	17.76	2.30	21.52	2.42	25.28	2.53	29.04	2.65	33.56	2.79	36.56	2.88	40.32	2.99
	70.0	17.51	2.32	21.27	2.43	25.03	2.55	28.79	2.66	33.30	2.80	36.31	2.89	40.07	3.01
	71.6	17.30	2.33	21.06	2.44	24.82	2.56	28.58	2.67	33.10	2.81	36.10	2.90	39.86	3.02
	75.2	16.84	2.35	20.60	2.47	24.36	2.58	28.12	2.70	32.64	2.84	35.64	2.93	39.40	3.04
FDXS09L + FDXS09L + FDXS09L	60.8	17.95	2.28	21.57	2.40	25.18	2.52	28.79	2.63	33.13	2.77	36.02	2.87	39.63	2.99
	64.4	17.51	2.31	21.12	2.43	24.74	2.54	28.35	2.66	32.69	2.80	35.58	2.89	39.19	3.01
	68.0	17.07	2.33	20.68	2.45	24.30	2.57	27.91	2.69	32.25	2.83	35.14	2.92	38.75	3.04
	70.0	16.82	2.35	20.44	2.47	24.05	2.58	27.66	2.70	32.00	2.84	34.89	2.93	38.50	3.05
	71.6	16.63	2.36	20.24	2.48	23.85	2.59	27.47	2.71	31.80	2.85	34.69	2.94	38.31	3.06
	75.2	16.19	2.39	19.80	2.50	23.41	2.62	27.03	2.74	31.36	2.88	34.25	2.97	37.87	3.09
FTXS09L + FTXS09L + FTXS12L	60.8	20.20	2.38	24.26	2.50	28.33	2.62	32.39	2.75	37.27	2.89	40.52	2.99	44.59	3.11
	64.4	19.70	2.41	23.77	2.53	27.83	2.65	31.90	2.77	36.77	2.92	40.03	3.02	44.09	3.14
	68.0	19.20	2.43	23.27	2.56	27.33	2.68	31.40	2.80	36.28	2.95	39.53	3.04	43.59	3.16
	70.0	18.93	2.45	22.99	2.57	27.06	2.69	31.12	2.81	36.00	2.96	39.25	3.06	43.32	3.18
	71.6	18.71	2.46	22.77	2.58	26.84	2.70	30.90	2.83	35.78	2.97	39.03	3.07	43.10	3.19
	75.2	18.21	2.49	22.27	2.61	26.34	2.73	30.40	2.85	35.28	3.00	38.53	3.10	42.60	3.22
FTXS09L + FTXS09L + FDXS12L	60.8	19.47	2.29	23.39	2.41	27.30	2.53	31.22	2.64	35.92	2.78	39.06	2.88	42.98	3.00
	64.4	18.99	2.32	22.91	2.43	26.83	2.55	30.74	2.67	35.45	2.81	38.58	2.90	42.50	3.02
	68.0	18.51	2.34	22.43	2.46	26.35	2.58	30.26	2.69	34.97	2.84	38.10	2.93	42.02	3.05
	70.0	18.24	2.36	22.16	2.47	26.08	2.59	30.00	2.71	34.70	2.85	37.83	2.94	41.75	3.06
	71.6	18.03	2.37	21.95	2.49	25.87	2.60	29.79	2.72	34.49	2.86	37.62	2.96	41.54	3.07
	75.2	17.55	2.39	21.47	2.51	25.39	2.63	29.31	2.75	34.01	2.89	37.14	2.98	41.06	3.10
FTXS09L + FDXS09L + FTXS12L	60.8	19.47	2.28	23.39	2.39	27.30	2.51	31.22	2.62	35.92	2.76	39.06	2.86	42.98	2.97
	64.4	18.99	2.30	22.91	2.42	26.83	2.53	30.74	2.65	35.45	2.79	38.58	2.88	42.50	3.00
	68.0	18.51	2.33	22.43	2.44	26.35	2.56	30.26	2.68	34.97	2.82	38.10	2.91	42.02	3.03
	70.0	18.24	2.34	22.16	2.46	26.08	2.57	30.00	2.69	34.70	2.83	37.83	2.92	41.75	3.04
	71.6	18.03	2.35	21.95	2.47	25.87	2.58	29.79	2.70	34.49	2.84	37.62	2.93	41.54	3.05
	75.2	17.55	2.38	21.47	2.49	25.39	2.61	29.31	2.73	34.01	2.87	37.14	2.96	41.06	3.08
FTXS09L + FDXS09L + FDXS12L	60.8	18.68	2.25	22.44	2.37	26.20	2.48	29.96	2.60	34.47	2.74	37.48	2.83	41.24	2.94
	64.4	18.22	2.28	21.98	2.39	25.74	2.51	29.50	2.62	34.02	2.76	37.02	2.85	40.78	2.97
	68.0	17.76	2.30	21.52	2.42	25.28	2.53	29.04	2.65	33.56	2.79	36.56	2.88	40.32	2.99
	70.0	17.51	2.32	21.27	2.43	25.03	2.55	28.79	2.66	33.30	2.80	36.31	2.89	40.07	3.01
	71.6	17.30	2.33	21.06	2.44	24.82	2.56	28.58	2.67	33.10	2.81	36.10	2.90	39.86	3.02
	75.2	16.84	2.35	20.60	2.47	24.36	2.58	28.12	2.70	32.64	2.84	35.64	2.93	39.40	3.04
FDXS09L + FDXS09L + FTXS12L	60.8	18.68	2.22	22.44	2.33	26.20	2.45	29.96	2.56	34.47	2.70	37.48	2.79	41.24	2.90
	64.4	18.22	2.24	21.98	2.36	25.74	2.47	29.50	2.58	34.02	2.72	37.02	2.81	40.78	2.93
	68.0	17.76	2.27	21.52	2.38	25.28	2.50	29.04	2.61	33.56	2.75	36.56	2.84	40.32	2.95
	70.0	17.51	2.28	21.27	2.40	25.03	2.51	28.79	2.62	33.30	2.76	36.31	2.85	40.07	2.96
	71.6	17.30	2.29	21.06	2.41	24.82	2.52	28.58	2.63	33.10	2.77	36.10	2.86	39.86	2.98
	75.2	16.84	2.32	20.60	2.43	24.36	2.55	28.12	2.66	32.64	2.80	35.64	2.89	39.40	3.00

Combination (Capacity)	Indoor air temp. EDB	Outdoor air temp.:EWB													
		5.00		14.00		23.00		32.00		43.00		50.00		59.00	
		TC	PI	TC	PI	TC	PI	TC	PI	TC	PI	TC	PI	TC	PI
		kBtu/h	kW	kBtu/h	kW	kBtu/h	kW	kBtu/h	kW	kBtu/h	kW	kBtu/h	kW	kBtu/h	kW
FDXS09L + FDXS09L + FDXS12L	60.8	17.95	2.28	21.57	2.40	25.18	2.52	28.79	2.63	33.13	2.77	36.02	2.87	39.63	2.99
	64.4	17.51	2.31	21.12	2.43	24.74	2.54	28.35	2.66	32.69	2.80	35.58	2.89	39.19	3.01
	68.0	17.07	2.33	20.68	2.45	24.30	2.57	27.91	2.69	32.25	2.83	35.14	2.92	38.75	3.04
	70.0	16.82	2.35	20.44	2.47	24.05	2.58	27.66	2.70	32.00	2.84	34.89	2.93	38.50	3.05
	71.6	16.63	2.36	20.24	2.48	23.85	2.59	27.47	2.71	31.80	2.85	34.69	2.94	38.31	3.06
	75.2	16.19	2.39	19.80	2.50	23.41	2.62	27.03	2.74	31.36	2.88	34.25	2.97	37.87	3.09
FTXS09L + FTXS09L + FTXS15L	60.8	20.20	2.48	24.26	2.61	28.33	2.74	32.39	2.87	37.27	3.02	40.52	3.12	44.59	3.25
	64.4	19.70	2.51	23.77	2.64	27.83	2.77	31.90	2.89	36.77	3.05	40.03	3.15	44.09	3.28
	68.0	19.20	2.54	23.27	2.67	27.33	2.79	31.40	2.92	36.28	3.07	39.53	3.18	43.59	3.30
	70.0	18.93	2.56	22.99	2.68	27.06	2.81	31.12	2.94	36.00	3.09	39.25	3.19	43.32	3.32
	71.6	18.71	2.57	22.77	2.70	26.84	2.82	30.90	2.95	35.78	3.10	39.03	3.20	43.10	3.33
	75.2	18.21	2.60	22.27	2.72	26.34	2.85	30.40	2.98	35.28	3.13	38.53	3.23	42.60	3.36
FTXS09L + FTXS09L + CDXS15L	60.8	19.47	2.34	23.39	2.46	27.30	2.58	31.22	2.70	35.92	2.84	39.06	2.94	42.98	3.06
	64.4	18.99	2.37	22.91	2.49	26.83	2.61	30.74	2.73	35.45	2.87	38.58	2.97	42.50	3.08
	68.0	18.51	2.39	22.43	2.51	26.35	2.63	30.26	2.75	34.97	2.90	38.10	2.99	42.02	3.11
	70.0	18.24	2.41	22.16	2.53	26.08	2.65	30.00	2.77	34.70	2.91	37.83	3.01	41.75	3.13
	71.6	18.03	2.42	21.95	2.54	25.87	2.66	29.79	2.78	34.49	2.92	37.62	3.02	41.54	3.14
	75.2	17.55	2.44	21.47	2.56	25.39	2.68	29.31	2.80	34.01	2.95	37.14	3.04	41.06	3.16
FTXS09L + FDXS09L + FTXS15L	60.8	19.47	2.29	23.39	2.41	27.30	2.53	31.22	2.64	35.92	2.78	39.06	2.88	42.98	3.00
	64.4	18.99	2.32	22.91	2.43	26.83	2.55	30.74	2.67	35.45	2.81	38.58	2.90	42.50	3.02
	68.0	18.51	2.34	22.43	2.46	26.35	2.58	30.26	2.69	34.97	2.84	38.10	2.93	42.02	3.05
	70.0	18.24	2.36	22.16	2.47	26.08	2.59	30.00	2.71	34.70	2.85	37.83	2.94	41.75	3.06
	71.6	18.03	2.37	21.95	2.49	25.87	2.60	29.79	2.72	34.49	2.86	37.62	2.96	41.54	3.07
	75.2	17.55	2.39	21.47	2.51	25.39	2.63	29.31	2.75	34.01	2.89	37.14	2.98	41.06	3.10
FTXS09L + FDXS09L + CDXS15L	60.8	18.68	2.25	22.44	2.37	26.20	2.48	29.96	2.60	34.47	2.74	37.48	2.83	41.24	2.94
	64.4	18.22	2.28	21.98	2.39	25.74	2.51	29.50	2.62	34.02	2.76	37.02	2.85	40.78	2.97
	68.0	17.76	2.30	21.52	2.42	25.28	2.53	29.04	2.65	33.56	2.79	36.56	2.88	40.32	2.99
	70.0	17.51	2.32	21.27	2.43	25.03	2.55	28.79	2.66	33.30	2.80	36.31	2.89	40.07	3.01
	71.6	17.30	2.33	21.06	2.44	24.82	2.56	28.58	2.67	33.10	2.81	36.10	2.90	39.86	3.02
	75.2	16.84	2.35	20.60	2.47	24.36	2.58	28.12	2.70	32.64	2.84	35.64	2.93	39.40	3.04
FDXS09L + FDXS09L + FTXS15L	60.8	18.68	2.15	22.44	2.26	26.20	2.37	29.96	2.48	34.47	2.61	37.48	2.70	41.24	2.81
	64.4	18.22	2.17	21.98	2.28	25.74	2.39	29.50	2.50	34.02	2.63	37.02	2.72	40.78	2.83
	68.0	17.76	2.19	21.52	2.30	25.28	2.41	29.04	2.52	33.56	2.66	36.56	2.74	40.32	2.85
	70.0	17.51	2.21	21.27	2.32	25.03	2.43	28.79	2.54	33.30	2.67	36.31	2.76	40.07	2.87
	71.6	17.30	2.22	21.06	2.33	24.82	2.44	28.58	2.55	33.10	2.68	36.10	2.77	39.86	2.88
	75.2	16.84	2.24	20.60	2.35	24.36	2.46	28.12	2.57	32.64	2.70	35.64	2.79	39.40	2.90
FDXS09L + FDXS09L + CDXS15L	60.8	17.95	2.25	21.57	2.37	25.18	2.48	28.79	2.60	33.13	2.74	36.02	2.83	39.63	2.94
	64.4	17.51	2.28	21.12	2.39	24.74	2.51	28.35	2.62	32.69	2.76	35.58	2.85	39.19	2.97
	68.0	17.07	2.30	20.68	2.42	24.30	2.53	27.91	2.65	32.25	2.79	35.14	2.88	38.75	2.99
	70.0	16.82	2.32	20.44	2.43	24.05	2.55	27.66	2.66	32.00	2.80	34.89	2.89	38.50	3.01
	71.6	16.63	2.33	20.24	2.44	23.85	2.56	27.47	2.67	31.80	2.81	34.69	2.90	38.31	3.02
	75.2	16.19	2.35	19.80	2.47	23.41	2.58	27.03	2.70	31.36	2.84	34.25	2.93	37.87	3.04
FTXS09L + FTXS09L + FTXS18L	60.8	20.20	2.50	24.26	2.63	28.33	2.76	32.39	2.88	37.27	3.04	40.52	3.14	44.59	3.27
	64.4	19.70	2.53	23.77	2.66	27.83	2.78	31.90	2.91	36.77	3.07	40.03	3.17	44.09	3.30
	68.0	19.20	2.56	23.27	2.68	27.33	2.81	31.40	2.94	36.28	3.09	39.53	3.20	43.59	3.32
	70.0	18.93	2.57	22.99	2.70	27.06	2.83	31.12	2.96	36.00	3.11	39.25	3.21	43.32	3.34
	71.6	18.71	2.58	22.77	2.71	26.84	2.84	30.90	2.97	35.78	3.12	39.03	3.22	43.10	3.35
	75.2	18.21	2.61	22.27	2.74	26.34	2.87	30.40	3.00	35.28	3.15	38.53	3.25	42.60	3.38

Combination (Capacity)	Indoor air temp. EDB	Outdoor air temp.:EWB													
		5.00		14.00		23.00		32.00		43.00		50.00		59.00	
		TC	PI	TC	PI	TC	PI	TC	PI	TC	PI	TC	PI	TC	PI
		kBtu/h	kW	kBtu/h	kW	kBtu/h	kW	kBtu/h	kW	kBtu/h	kW	kBtu/h	kW	kBtu/h	kW
FTXS09L + FTXS09L + CDXS18L	60.8	19.47	2.33	23.39	2.45	27.30	2.57	31.22	2.69	35.92	2.83	39.06	2.93	42.98	3.05
	64.4	18.99	2.36	22.91	2.48	26.83	2.60	30.74	2.72	35.45	2.86	38.58	2.95	42.50	3.07
	68.0	18.51	2.38	22.43	2.50	26.35	2.62	30.26	2.74	34.97	2.89	38.10	2.98	42.02	3.10
	70.0	18.24	2.40	22.16	2.52	26.08	2.64	30.00	2.76	34.70	2.90	37.83	3.00	41.75	3.11
	71.6	18.03	2.41	21.95	2.53	25.87	2.65	29.79	2.77	34.49	2.91	37.62	3.01	41.54	3.13
	75.2	17.55	2.44	21.47	2.56	25.39	2.68	29.31	2.79	34.01	2.94	37.14	3.03	41.06	3.15
FTXS09L + FDXS09L + FTXS18L	60.8	19.47	2.30	23.39	2.42	27.30	2.54	31.22	2.65	35.92	2.79	39.06	2.89	42.98	3.01
	64.4	18.99	2.33	22.91	2.44	26.83	2.56	30.74	2.68	35.45	2.82	38.58	2.91	42.50	3.03
	68.0	18.51	2.35	22.43	2.47	26.35	2.59	30.26	2.70	34.97	2.85	38.10	2.94	42.02	3.06
	70.0	18.24	2.37	22.16	2.48	26.08	2.60	30.00	2.72	34.70	2.86	37.83	2.95	41.75	3.07
	71.6	18.03	2.38	21.95	2.49	25.87	2.61	29.79	2.73	34.49	2.87	37.62	2.97	41.54	3.08
	75.2	17.55	2.40	21.47	2.52	25.39	2.64	29.31	2.76	34.01	2.90	37.14	2.99	41.06	3.11
FTXS09L + FDXS09L + CDXS18L	60.8	18.68	2.24	22.44	2.36	26.20	2.47	29.96	2.59	34.47	2.73	37.48	2.82	41.24	2.93
	64.4	18.22	2.27	21.98	2.38	25.74	2.50	29.50	2.61	34.02	2.75	37.02	2.84	40.78	2.96
	68.0	17.76	2.29	21.52	2.41	25.28	2.52	29.04	2.64	33.56	2.78	36.56	2.87	40.32	2.98
	70.0	17.51	2.31	21.27	2.42	25.03	2.54	28.79	2.65	33.30	2.79	36.31	2.88	40.07	3.00
	71.6	17.30	2.32	21.06	2.43	24.82	2.55	28.58	2.66	33.10	2.80	36.10	2.89	39.86	3.01
	75.2	16.84	2.34	20.60	2.46	24.36	2.57	28.12	2.69	32.64	2.83	35.64	2.92	39.40	3.03
FDXS09L + FDXS09L + FTXS18L	60.8	18.68	2.15	22.44	2.27	26.20	2.38	29.96	2.49	34.47	2.62	37.48	2.71	41.24	2.82
	64.4	18.22	2.18	21.98	2.29	25.74	2.40	29.50	2.51	34.02	2.64	37.02	2.73	40.78	2.84
	68.0	17.76	2.20	21.52	2.31	25.28	2.42	29.04	2.53	33.56	2.67	36.56	2.75	40.32	2.87
	70.0	17.51	2.22	21.27	2.33	25.03	2.44	28.79	2.55	33.30	2.68	36.31	2.77	40.07	2.88
	71.6	17.30	2.23	21.06	2.34	24.82	2.45	28.58	2.56	33.10	2.69	36.10	2.78	39.86	2.89
	75.2	16.84	2.25	20.60	2.36	24.36	2.47	28.12	2.58	32.64	2.71	35.64	2.80	39.40	2.91
FDXS09L + FDXS09L + CDXS18L	60.8	17.95	2.24	21.57	2.36	25.18	2.47	28.79	2.59	33.13	2.73	36.02	2.82	39.63	2.93
	64.4	17.51	2.27	21.12	2.38	24.74	2.50	28.35	2.61	32.69	2.75	35.58	2.84	39.19	2.96
	68.0	17.07	2.29	20.68	2.41	24.30	2.52	27.91	2.64	32.25	2.78	35.14	2.87	38.75	2.98
	70.0	16.82	2.31	20.44	2.42	24.05	2.54	27.66	2.65	32.00	2.79	34.89	2.88	38.50	3.00
	71.6	16.63	2.32	20.24	2.43	23.85	2.55	27.47	2.66	31.80	2.80	34.69	2.89	38.31	3.01
	75.2	16.19	2.34	19.80	2.46	23.41	2.57	27.03	2.69	31.36	2.83	34.25	2.92	37.87	3.03
FTXS09L + FTXS12L + FTXS12L	60.8	20.20	2.39	24.26	2.51	28.33	2.63	32.39	2.75	37.27	2.90	40.52	3.00	44.59	3.12
	64.4	19.70	2.41	23.77	2.54	27.83	2.66	31.90	2.78	36.77	2.93	40.03	3.03	44.09	3.15
	68.0	19.20	2.44	23.27	2.56	27.33	2.69	31.40	2.81	36.28	2.96	39.53	3.05	43.59	3.18
	70.0	18.93	2.46	22.99	2.58	27.06	2.70	31.12	2.82	36.00	2.97	39.25	3.07	43.32	3.19
	71.6	18.71	2.47	22.77	2.59	26.84	2.71	30.90	2.84	35.78	2.98	39.03	3.08	43.10	3.20
	75.2	18.21	2.49	22.27	2.62	26.34	2.74	30.40	2.86	35.28	3.01	38.53	3.11	42.60	3.23
FTXS09L + FTXS12L + FDXS12L	60.8	19.47	2.28	23.39	2.39	27.30	2.51	31.22	2.62	35.92	2.76	39.06	2.86	42.98	2.97
	64.4	18.99	2.30	22.91	2.42	26.83	2.53	30.74	2.65	35.45	2.79	38.58	2.88	42.50	3.00
	68.0	18.51	2.33	22.43	2.44	26.35	2.56	30.26	2.68	34.97	2.82	38.10	2.91	42.02	3.03
	70.0	18.24	2.34	22.16	2.46	26.08	2.57	30.00	2.69	34.70	2.83	37.83	2.92	41.75	3.04
	71.6	18.03	2.35	21.95	2.47	25.87	2.58	29.79	2.70	34.49	2.84	37.62	2.93	41.54	3.05
	75.2	17.55	2.38	21.47	2.49	25.39	2.61	29.31	2.73	34.01	2.87	37.14	2.96	41.06	3.08
FTXS09L + FDXS12L + FDXS12L	60.8	18.68	2.25	22.44	2.37	26.20	2.48	29.96	2.60	34.47	2.74	37.48	2.83	41.24	2.94
	64.4	18.22	2.28	21.98	2.39	25.74	2.51	29.50	2.62	34.02	2.76	37.02	2.85	40.78	2.97
	68.0	17.76	2.30	21.52	2.42	25.28	2.53	29.04	2.65	33.56	2.79	36.56	2.88	40.32	2.99
	70.0	17.51	2.32	21.27	2.43	25.03	2.55	28.79	2.66	33.30	2.80	36.31	2.89	40.07	3.01
	71.6	17.30	2.33	21.06	2.44	24.82	2.56	28.58	2.67	33.10	2.81	36.10	2.90	39.86	3.02
	75.2	16.84	2.35	20.60	2.47	24.36	2.58	28.12	2.70	32.64	2.84	35.64	2.93	39.40	3.04

Combination (Capacity)	Indoor air temp. EDB	Outdoor air temp.:EWB													
		5.00		14.00		23.00		32.00		43.00		50.00		59.00	
		TC	PI	TC	PI	TC	PI	TC	PI	TC	PI	TC	PI	TC	PI
		kBtu/h	kW	kBtu/h	kW	kBtu/h	kW	kBtu/h	kW	kBtu/h	kW	kBtu/h	kW	kBtu/h	kW
FDXS09L + FTXS12L + FTXS12L	60.8	19.47	2.27	23.39	2.38	27.30	2.50	31.22	2.62	35.92	2.76	39.06	2.85	42.98	2.96
	64.4	18.99	2.29	22.91	2.41	26.83	2.52	30.74	2.64	35.45	2.78	38.58	2.87	42.50	2.99
	68.0	18.51	2.32	22.43	2.43	26.35	2.55	30.26	2.67	34.97	2.81	38.10	2.90	42.02	3.01
	70.0	18.24	2.33	22.16	2.45	26.08	2.56	30.00	2.68	34.70	2.82	37.83	2.91	41.75	3.03
	71.6	18.03	2.34	21.95	2.46	25.87	2.58	29.79	2.69	34.49	2.83	37.62	2.92	41.54	3.04
	75.2	17.55	2.37	21.47	2.49	25.39	2.60	29.31	2.72	34.01	2.86	37.14	2.95	41.06	3.07
FDXS09L + FTXS12L + FDXS12L	60.8	18.68	2.22	22.44	2.33	26.20	2.45	29.96	2.56	34.47	2.70	37.48	2.79	41.24	2.90
	64.4	18.22	2.24	21.98	2.36	25.74	2.47	29.50	2.58	34.02	2.72	37.02	2.81	40.78	2.93
	68.0	17.76	2.27	21.52	2.38	25.28	2.50	29.04	2.61	33.56	2.75	36.56	2.84	40.32	2.95
	70.0	17.51	2.28	21.27	2.40	25.03	2.51	28.79	2.62	33.30	2.76	36.31	2.85	40.07	2.96
	71.6	17.30	2.29	21.06	2.41	24.82	2.52	28.58	2.63	33.10	2.77	36.10	2.86	39.86	2.98
	75.2	16.84	2.32	20.60	2.43	24.36	2.55	28.12	2.66	32.64	2.80	35.64	2.89	39.40	3.00
FDXS09L + FDXS12L + FDXS12L	60.8	17.95	2.28	21.57	2.40	25.18	2.52	28.79	2.63	33.13	2.77	36.02	2.87	39.63	2.99
	64.4	17.51	2.31	21.12	2.43	24.74	2.54	28.35	2.66	32.69	2.80	35.58	2.89	39.19	3.01
	68.0	17.07	2.33	20.68	2.45	24.30	2.57	27.91	2.69	32.25	2.83	35.14	2.92	38.75	3.04
	70.0	16.82	2.35	20.44	2.47	24.05	2.58	27.66	2.70	32.00	2.84	34.89	2.93	38.50	3.05
	71.6	16.63	2.36	20.24	2.48	23.85	2.59	27.47	2.71	31.80	2.85	34.69	2.94	38.31	3.06
	75.2	16.19	2.39	19.80	2.50	23.41	2.62	27.03	2.74	31.36	2.88	34.25	2.97	37.87	3.09
FTXS09L + FTXS12L + FTXS15L	60.8	20.20	2.52	24.26	2.65	28.33	2.78	32.39	2.91	37.27	3.07	40.52	3.17	44.59	3.30
	64.4	19.70	2.55	23.77	2.68	27.83	2.81	31.90	2.94	36.77	3.10	40.03	3.20	44.09	3.33
	68.0	19.20	2.58	23.27	2.71	27.33	2.84	31.40	2.97	36.28	3.12	39.53	3.23	43.59	3.36
	70.0	18.93	2.60	22.99	2.73	27.06	2.86	31.12	2.98	36.00	3.14	39.25	3.24	43.32	3.37
	71.6	18.71	2.61	22.77	2.74	26.84	2.87	30.90	3.00	35.78	3.15	39.03	3.26	43.10	3.39
	75.2	18.21	2.64	22.27	2.77	26.34	2.90	30.40	3.03	35.28	3.18	38.53	3.28	42.60	3.41
FTXS09L + FTXS12L + CDXS15L	60.8	19.47	2.34	23.39	2.46	27.30	2.58	31.22	2.70	35.92	2.84	39.06	2.94	42.98	3.06
	64.4	18.99	2.37	22.91	2.49	26.83	2.61	30.74	2.73	35.45	2.87	38.58	2.97	42.50	3.08
	68.0	18.51	2.39	22.43	2.51	26.35	2.63	30.26	2.75	34.97	2.90	38.10	2.99	42.02	3.11
	70.0	18.24	2.41	22.16	2.53	26.08	2.65	30.00	2.77	34.70	2.91	37.83	3.01	41.75	3.13
	71.6	18.03	2.42	21.95	2.54	25.87	2.66	29.79	2.78	34.49	2.92	37.62	3.02	41.54	3.14
	75.2	17.55	2.44	21.47	2.56	25.39	2.68	29.31	2.80	34.01	2.95	37.14	3.04	41.06	3.16
FTXS09L + FDXS12L + FTXS15L	60.8	19.47	2.29	23.39	2.41	27.30	2.53	31.22	2.64	35.92	2.78	39.06	2.88	42.98	3.00
	64.4	18.99	2.32	22.91	2.43	26.83	2.55	30.74	2.67	35.45	2.81	38.58	2.90	42.50	3.02
	68.0	18.51	2.34	22.43	2.46	26.35	2.58	30.26	2.69	34.97	2.84	38.10	2.93	42.02	3.05
	70.0	18.24	2.36	22.16	2.47	26.08	2.59	30.00	2.71	34.70	2.85	37.83	2.94	41.75	3.06
	71.6	18.03	2.37	21.95	2.49	25.87	2.60	29.79	2.72	34.49	2.86	37.62	2.96	41.54	3.07
	75.2	17.55	2.39	21.47	2.51	25.39	2.63	29.31	2.75	34.01	2.89	37.14	2.98	41.06	3.10
FTXS09L + FDXS12L + CDXS15L	60.8	18.68	2.25	22.44	2.37	26.20	2.48	29.96	2.60	34.47	2.74	37.48	2.83	41.24	2.94
	64.4	18.22	2.28	21.98	2.39	25.74	2.51	29.50	2.62	34.02	2.76	37.02	2.85	40.78	2.97
	68.0	17.76	2.30	21.52	2.42	25.28	2.53	29.04	2.65	33.56	2.79	36.56	2.88	40.32	2.99
	70.0	17.51	2.32	21.27	2.43	25.03	2.55	28.79	2.66	33.30	2.80	36.31	2.89	40.07	3.01
	71.6	17.30	2.33	21.06	2.44	24.82	2.56	28.58	2.67	33.10	2.81	36.10	2.90	39.86	3.02
	75.2	16.84	2.35	20.60	2.47	24.36	2.58	28.12	2.70	32.64	2.84	35.64	2.93	39.40	3.04
FDXS09L + FTXS12L + FTXS15L	60.8	19.47	2.31	23.39	2.43	27.30	2.54	31.22	2.66	35.92	2.80	39.06	2.90	42.98	3.02
	64.4	18.99	2.33	22.91	2.45	26.83	2.57	30.74	2.69	35.45	2.83	38.58	2.92	42.50	3.04
	68.0	18.51	2.36	22.43	2.48	26.35	2.60	30.26	2.71	34.97	2.86	38.10	2.95	42.02	3.07
	70.0	18.24	2.37	22.16	2.49	26.08	2.61	30.00	2.73	34.70	2.87	37.83	2.96	41.75	3.08
	71.6	18.03	2.39	21.95	2.50	25.87	2.62	29.79	2.74	34.49	2.88	37.62	2.98	41.54	3.09
	75.2	17.55	2.41	21.47	2.53	25.39	2.65	29.31	2.77	34.01	2.91	37.14	3.00	41.06	3.12

Combination (Capacity)	Indoor air temp. EDB	Outdoor air temp.:EWB													
		5.00		14.00		23.00		32.00		43.00		50.00		59.00	
		TC	PI	TC	PI	TC	PI	TC	PI	TC	PI	TC	PI	TC	PI
		kBtu/h	kW	kBtu/h	kW	kBtu/h	kW	kBtu/h	kW	kBtu/h	kW	kBtu/h	kW	kBtu/h	kW
FDXS09L + FTXS12L + CDXS15L	60.8	18.68	2.24	22.44	2.35	26.20	2.46	29.96	2.58	34.47	2.72	37.48	2.81	41.24	2.92
	64.4	18.22	2.26	21.98	2.37	25.74	2.49	29.50	2.60	34.02	2.74	37.02	2.83	40.78	2.95
	68.0	17.76	2.29	21.52	2.40	25.28	2.51	29.04	2.63	33.56	2.77	36.56	2.86	40.32	2.97
	70.0	17.51	2.30	21.27	2.41	25.03	2.53	28.79	2.64	33.30	2.78	36.31	2.87	40.07	2.99
	71.6	17.30	2.31	21.06	2.42	24.82	2.54	28.58	2.65	33.10	2.79	36.10	2.88	39.86	3.00
	75.2	16.84	2.34	20.60	2.45	24.36	2.56	28.12	2.68	32.64	2.82	35.64	2.91	39.40	3.02
FDXS09L + FDXS12L + FTXS15L	60.8	18.68	2.15	22.44	2.26	26.20	2.37	29.96	2.48	34.47	2.61	37.48	2.70	41.24	2.81
	64.4	18.22	2.17	21.98	2.28	25.74	2.39	29.50	2.50	34.02	2.63	37.02	2.72	40.78	2.83
	68.0	17.76	2.19	21.52	2.30	25.28	2.41	29.04	2.52	33.56	2.66	36.56	2.74	40.32	2.85
	70.0	17.51	2.21	21.27	2.32	25.03	2.43	28.79	2.54	33.30	2.67	36.31	2.76	40.07	2.87
	71.6	17.30	2.22	21.06	2.33	24.82	2.44	28.58	2.55	33.10	2.68	36.10	2.77	39.86	2.88
	75.2	16.84	2.24	20.60	2.35	24.36	2.46	28.12	2.57	32.64	2.70	35.64	2.79	39.40	2.90
FDXS09L + FDXS12L + CDXS15L	60.8	17.95	2.25	21.57	2.37	25.18	2.48	28.79	2.60	33.13	2.74	36.02	2.83	39.63	2.94
	64.4	17.51	2.28	21.12	2.39	24.74	2.51	28.35	2.62	32.69	2.76	35.58	2.85	39.19	2.97
	68.0	17.07	2.30	20.68	2.42	24.30	2.53	27.91	2.65	32.25	2.79	35.14	2.88	38.75	2.99
	70.0	16.82	2.32	20.44	2.43	24.05	2.55	27.66	2.66	32.00	2.80	34.89	2.89	38.50	3.01
	71.6	16.63	2.33	20.24	2.44	23.85	2.56	27.47	2.67	31.80	2.81	34.69	2.90	38.31	3.02
	75.2	16.19	2.35	19.80	2.47	23.41	2.58	27.03	2.70	31.36	2.84	34.25	2.93	37.87	3.04
FTXS09L + FTXS12L + FTXS18L	60.8	20.20	2.50	24.26	2.63	28.33	2.76	32.39	2.88	37.27	3.04	40.52	3.14	44.59	3.27
	64.4	19.70	2.53	23.77	2.66	27.83	2.78	31.90	2.91	36.77	3.07	40.03	3.17	44.09	3.30
	68.0	19.20	2.56	23.27	2.68	27.33	2.81	31.40	2.94	36.28	3.09	39.53	3.20	43.59	3.32
	70.0	18.93	2.57	22.99	2.70	27.06	2.83	31.12	2.96	36.00	3.11	39.25	3.21	43.32	3.34
	71.6	18.71	2.58	22.77	2.71	26.84	2.84	30.90	2.97	35.78	3.12	39.03	3.22	43.10	3.35
	75.2	18.21	2.61	22.27	2.74	26.34	2.87	30.40	3.00	35.28	3.15	38.53	3.25	42.60	3.38
FTXS09L + FTXS12L + CDXS18L	60.8	19.52	2.33	23.45	2.45	27.38	2.57	31.31	2.69	36.03	2.83	39.17	2.93	43.10	3.05
	64.4	19.04	2.36	22.97	2.48	26.90	2.60	30.83	2.72	35.55	2.86	38.69	2.95	42.62	3.07
	68.0	18.56	2.38	22.49	2.50	26.42	2.62	30.35	2.74	35.07	2.89	38.21	2.98	42.14	3.10
	70.0	18.30	2.40	22.23	2.52	26.15	2.64	30.08	2.76	34.80	2.90	37.94	3.00	41.87	3.11
	71.6	18.08	2.41	22.01	2.53	25.94	2.65	29.87	2.77	34.59	2.91	37.73	3.01	41.66	3.13
	75.2	17.60	2.44	21.53	2.56	25.46	2.68	29.39	2.79	34.11	2.94	37.25	3.03	41.18	3.15
FTXS09L + FDXS12L + FTXS18L	60.8	19.52	2.30	23.45	2.42	27.38	2.54	31.31	2.65	36.03	2.79	39.17	2.89	43.10	3.01
	64.4	19.04	2.33	22.97	2.44	26.90	2.56	30.83	2.68	35.55	2.82	38.69	2.91	42.62	3.03
	68.0	18.56	2.35	22.49	2.47	26.42	2.59	30.35	2.70	35.07	2.85	38.21	2.94	42.14	3.06
	70.0	18.30	2.37	22.23	2.48	26.15	2.60	30.08	2.72	34.80	2.86	37.94	2.95	41.87	3.07
	71.6	18.08	2.38	22.01	2.49	25.94	2.61	29.87	2.73	34.59	2.87	37.73	2.97	41.66	3.08
	75.2	17.60	2.40	21.53	2.52	25.46	2.64	29.39	2.76	34.11	2.90	37.25	2.99	41.18	3.11
FTXS09L + FDXS12L + CDXS18L	60.8	18.79	2.24	22.58	2.36	26.36	2.47	30.14	2.59	34.68	2.73	37.71	2.82	41.49	2.93
	64.4	18.33	2.27	22.11	2.38	25.90	2.50	29.68	2.61	34.22	2.75	37.25	2.84	41.03	2.96
	68.0	17.87	2.29	21.65	2.41	25.43	2.52	29.22	2.64	33.76	2.78	36.78	2.87	40.57	2.98
	70.0	17.61	2.31	21.40	2.42	25.18	2.54	28.96	2.65	33.50	2.79	36.53	2.88	40.31	3.00
	71.6	17.41	2.32	21.19	2.43	24.97	2.55	28.76	2.66	33.29	2.80	36.32	2.89	40.10	3.01
	75.2	16.94	2.34	20.73	2.46	24.51	2.57	28.29	2.69	32.83	2.83	35.86	2.92	39.64	3.03
FDXS09L + FTXS12L + FTXS18L	60.8	19.52	2.36	23.45	2.48	27.38	2.60	31.31	2.72	36.03	2.86	39.17	2.96	43.10	3.08
	64.4	19.04	2.38	22.97	2.50	26.90	2.62	30.83	2.74	35.55	2.89	38.69	2.99	42.62	3.11
	68.0	18.56	2.41	22.49	2.53	26.42	2.65	30.35	2.77	35.07	2.92	38.21	3.01	42.14	3.13
	70.0	18.30	2.42	22.23	2.54	26.15	2.66	30.08	2.79	34.80	2.93	37.94	3.03	41.87	3.15
	71.6	18.08	2.43	22.01	2.56	25.94	2.68	29.87	2.80	34.59	2.94	37.73	3.04	41.66	3.16
	75.2	17.60	2.46	21.53	2.58	25.46	2.70	29.39	2.82	34.11	2.97	37.25	3.06	41.18	3.19

Combination (Capacity)	Indoor air temp. EDB	Outdoor air temp.:EWB													
		5.00		14.00		23.00		32.00		43.00		50.00		59.00	
		TC	PI	TC	PI	TC	PI	TC	PI	TC	PI	TC	PI	TC	PI
		kBtu/h	kW	kBtu/h	kW	kBtu/h	kW	kBtu/h	kW	kBtu/h	kW	kBtu/h	kW	kBtu/h	kW
FDXS09L + FTXS12L + CDXS18L	60.8	18.79	2.23	22.58	2.34	26.36	2.46	30.14	2.57	34.68	2.71	37.71	2.80	41.49	2.91
	64.4	18.33	2.25	22.11	2.37	25.90	2.48	29.68	2.59	34.22	2.73	37.25	2.82	41.03	2.94
	68.0	17.87	2.28	21.65	2.39	25.43	2.51	29.22	2.62	33.76	2.76	36.78	2.85	40.57	2.96
	70.0	17.61	2.29	21.40	2.40	25.18	2.52	28.96	2.63	33.50	2.77	36.53	2.86	40.31	2.98
	71.6	17.41	2.30	21.19	2.42	24.97	2.53	28.76	2.64	33.29	2.78	36.32	2.87	40.10	2.99
	75.2	16.94	2.33	20.73	2.44	24.51	2.56	28.29	2.67	32.83	2.81	35.86	2.90	39.64	3.01
FDXS09L + FDXS12L + FTXS18L	60.8	18.79	2.15	22.58	2.27	26.36	2.38	30.14	2.49	34.68	2.62	37.71	2.71	41.49	2.82
	64.4	18.33	2.18	22.11	2.29	25.90	2.40	29.68	2.51	34.22	2.64	37.25	2.73	41.03	2.84
	68.0	17.87	2.20	21.65	2.31	25.43	2.42	29.22	2.53	33.76	2.67	36.78	2.75	40.57	2.87
	70.0	17.61	2.22	21.40	2.33	25.18	2.44	28.96	2.55	33.50	2.68	36.53	2.77	40.31	2.88
	71.6	17.41	2.23	21.19	2.34	24.97	2.45	28.76	2.56	33.29	2.69	36.32	2.78	40.10	2.89
	75.2	16.94	2.25	20.73	2.36	24.51	2.47	28.29	2.58	32.83	2.71	35.86	2.80	39.64	2.91
FDXS09L + FDXS12L + CDXS18L	60.8	18.12	2.24	21.77	2.36	25.42	2.47	29.06	2.59	33.44	2.73	36.36	2.82	40.00	2.93
	64.4	17.68	2.27	21.32	2.38	24.97	2.50	28.62	2.61	32.99	2.75	35.91	2.84	39.56	2.96
	68.0	17.23	2.29	20.88	2.41	24.52	2.52	28.17	2.64	32.55	2.78	35.47	2.87	39.11	2.98
	70.0	16.98	2.31	20.63	2.42	24.28	2.54	27.92	2.65	32.30	2.79	35.22	2.88	38.87	3.00
	71.6	16.78	2.32	20.43	2.43	24.08	2.55	27.73	2.66	32.10	2.80	35.02	2.89	38.67	3.01
	75.2	16.34	2.34	19.98	2.46	23.63	2.57	27.28	2.69	31.66	2.83	34.57	2.92	38.22	3.03
FTXS09L + FTXS15L + FTXS15L	60.8	20.20	2.52	24.26	2.65	28.33	2.77	32.39	2.90	37.27	3.06	40.52	3.16	44.59	3.29
	64.4	19.70	2.54	23.77	2.67	27.83	2.80	31.90	2.93	36.77	3.09	40.03	3.19	44.09	3.32
	68.0	19.20	2.57	23.27	2.70	27.33	2.83	31.40	2.96	36.28	3.11	39.53	3.22	43.59	3.35
	70.0	18.93	2.59	22.99	2.72	27.06	2.85	31.12	2.98	36.00	3.13	39.25	3.23	43.32	3.36
	71.6	18.71	2.60	22.77	2.73	26.84	2.86	30.90	2.99	35.78	3.14	39.03	3.25	43.10	3.37
	75.2	18.21	2.63	22.27	2.76	26.34	2.89	30.40	3.02	35.28	3.17	38.53	3.27	42.60	3.40
FTXS09L + FTXS15L + CDXS15L	60.8	19.52	2.48	23.45	2.60	27.38	2.73	31.31	2.86	36.03	3.01	39.17	3.11	43.10	3.24
	64.4	19.04	2.50	22.97	2.63	26.90	2.76	30.83	2.88	35.55	3.04	38.69	3.14	42.62	3.27
	68.0	18.56	2.53	22.49	2.66	26.42	2.79	30.35	2.91	35.07	3.06	38.21	3.17	42.14	3.29
	70.0	18.30	2.55	22.23	2.67	26.15	2.80	30.08	2.93	34.80	3.08	37.94	3.18	41.87	3.31
	71.6	18.08	2.56	22.01	2.69	25.94	2.81	29.87	2.94	34.59	3.09	37.73	3.19	41.66	3.32
	75.2	17.60	2.59	21.53	2.71	25.46	2.84	29.39	2.97	34.11	3.12	37.25	3.22	41.18	3.35
FTXS09L + CDXS15L + CDXS15L	60.8	18.79	2.30	22.58	2.42	26.36	2.54	30.14	2.65	34.68	2.79	37.71	2.89	41.49	3.01
	64.4	18.33	2.33	22.11	2.44	25.90	2.56	29.68	2.68	34.22	2.82	37.25	2.91	41.03	3.03
	68.0	17.87	2.35	21.65	2.47	25.43	2.59	29.22	2.70	33.76	2.85	36.78	2.94	40.57	3.06
	70.0	17.61	2.37	21.40	2.48	25.18	2.60	28.96	2.72	33.50	2.86	36.53	2.95	40.31	3.07
	71.6	17.41	2.38	21.19	2.49	24.97	2.61	28.76	2.73	33.29	2.87	36.32	2.97	40.10	3.08
	75.2	16.94	2.40	20.73	2.52	24.51	2.64	28.29	2.76	32.83	2.90	35.86	2.99	39.64	3.11
FDXS09L + FTXS15L + FTXS15L	60.8	19.52	2.59	23.45	2.72	27.38	2.85	31.31	2.99	36.03	3.15	39.17	3.25	43.10	3.38
	64.4	19.04	2.62	22.97	2.75	26.90	2.88	30.83	3.02	35.55	3.17	38.69	3.28	42.62	3.41
	68.0	18.56	2.65	22.49	2.78	26.42	2.91	30.35	3.04	35.07	3.20	38.21	3.31	42.14	3.44
	70.0	18.30	2.66	22.23	2.80	26.15	2.93	30.08	3.06	34.80	3.22	37.94	3.33	41.87	3.46
	71.6	18.08	2.68	22.01	2.81	25.94	2.94	29.87	3.07	34.59	3.23	37.73	3.34	41.66	3.47
	75.2	17.60	2.70	21.53	2.84	25.46	2.97	29.39	3.10	34.11	3.26	37.25	3.37	41.18	3.50
FDXS09L + FTXS15L + CDXS15L	60.8	18.79	2.29	22.58	2.41	26.36	2.53	30.14	2.64	34.68	2.78	37.71	2.88	41.49	3.00
	64.4	18.33	2.32	22.11	2.43	25.90	2.55	29.68	2.67	34.22	2.81	37.25	2.90	41.03	3.02
	68.0	17.87	2.34	21.65	2.46	25.43	2.58	29.22	2.69	33.76	2.84	36.78	2.93	40.57	3.05
	70.0	17.61	2.36	21.40	2.47	25.18	2.59	28.96	2.71	33.50	2.85	36.53	2.94	40.31	3.06
	71.6	17.41	2.37	21.19	2.49	24.97	2.60	28.76	2.72	33.29	2.86	36.32	2.96	40.10	3.07
	75.2	16.94	2.39	20.73	2.51	24.51	2.63	28.29	2.75	32.83	2.89	35.86	2.98	39.64	3.10

Combination (Capacity)	Indoor air temp. EDB	Outdoor air temp.:EWB													
		5.00		14.00		23.00		32.00		43.00		50.00		59.00	
		TC	PI	TC	PI	TC	PI	TC	PI	TC	PI	TC	PI	TC	PI
		kBtu/h	kW	kBtu/h	kW	kBtu/h	kW	kBtu/h	kW	kBtu/h	kW	kBtu/h	kW	kBtu/h	kW
FDXS09L + CDXS15L + CDXS15L	60.8	18.12	2.25	21.77	2.37	25.42	2.48	29.06	2.60	33.44	2.74	36.36	2.83	40.00	2.94
	64.4	17.68	2.28	21.32	2.39	24.97	2.51	28.62	2.62	32.99	2.76	35.91	2.85	39.56	2.97
	68.0	17.23	2.30	20.88	2.42	24.52	2.53	28.17	2.65	32.55	2.79	35.47	2.88	39.11	2.99
	70.0	16.98	2.32	20.63	2.43	24.28	2.55	27.92	2.66	32.30	2.80	35.22	2.89	38.87	3.01
	71.6	16.78	2.33	20.43	2.44	24.08	2.56	27.73	2.67	32.10	2.81	35.02	2.90	38.67	3.02
	75.2	16.34	2.35	19.98	2.47	23.63	2.58	27.28	2.70	31.66	2.84	34.57	2.93	38.22	3.04
FTXS12L + FTXS12L + FTXS12L	60.8	20.20	2.40	24.26	2.53	28.33	2.65	32.39	2.77	37.27	2.92	40.52	3.02	44.59	3.14
	64.4	19.70	2.43	23.77	2.55	27.83	2.68	31.90	2.80	36.77	2.95	40.03	3.05	44.09	3.17
	68.0	19.20	2.46	23.27	2.58	27.33	2.70	31.40	2.83	36.28	2.98	39.53	3.07	43.59	3.20
	70.0	18.93	2.47	22.99	2.60	27.06	2.72	31.12	2.84	36.00	2.99	39.25	3.09	43.32	3.21
	71.6	18.71	2.48	22.77	2.61	26.84	2.73	30.90	2.85	35.78	3.00	39.03	3.10	43.10	3.22
	75.2	18.21	2.51	22.27	2.63	26.34	2.76	30.40	2.88	35.28	3.03	38.53	3.13	42.60	3.25
FTXS12L + FTXS12L + FDXS12L	60.8	19.47	2.27	23.39	2.38	27.30	2.50	31.22	2.62	35.92	2.76	39.06	2.85	42.98	2.96
	64.4	18.99	2.29	22.91	2.41	26.83	2.52	30.74	2.64	35.45	2.78	38.58	2.87	42.50	2.99
	68.0	18.51	2.32	22.43	2.43	26.35	2.55	30.26	2.67	34.97	2.81	38.10	2.90	42.02	3.01
	70.0	18.24	2.33	22.16	2.45	26.08	2.56	30.00	2.68	34.70	2.82	37.83	2.91	41.75	3.03
	71.6	18.03	2.34	21.95	2.46	25.87	2.58	29.79	2.69	34.49	2.83	37.62	2.92	41.54	3.04
	75.2	17.55	2.37	21.47	2.49	25.39	2.60	29.31	2.72	34.01	2.86	37.14	2.95	41.06	3.07
FTXS12L + FDXS12L + FDXS12L	60.8	18.68	2.22	22.44	2.33	26.20	2.45	29.96	2.56	34.47	2.70	37.48	2.79	41.24	2.90
	64.4	18.22	2.24	21.98	2.36	25.74	2.47	29.50	2.58	34.02	2.72	37.02	2.81	40.78	2.93
	68.0	17.76	2.27	21.52	2.38	25.28	2.50	29.04	2.61	33.56	2.75	36.56	2.84	40.32	2.95
	70.0	17.51	2.28	21.27	2.40	25.03	2.51	28.79	2.62	33.30	2.76	36.31	2.85	40.07	2.96
	71.6	17.30	2.29	21.06	2.41	24.82	2.52	28.58	2.63	33.10	2.77	36.10	2.86	39.86	2.98
	75.2	16.84	2.32	20.60	2.43	24.36	2.55	28.12	2.66	32.64	2.80	35.64	2.89	39.40	3.00
FDXS12L + FDXS12L + FDXS12L	60.8	17.95	2.28	21.57	2.40	25.18	2.52	28.79	2.63	33.13	2.77	36.02	2.87	39.63	2.99
	64.4	17.51	2.31	21.12	2.43	24.74	2.54	28.35	2.66	32.69	2.80	35.58	2.89	39.19	3.01
	68.0	17.07	2.33	20.68	2.45	24.30	2.57	27.91	2.69	32.25	2.83	35.14	2.92	38.75	3.04
	70.0	16.82	2.35	20.44	2.47	24.05	2.58	27.66	2.70	32.00	2.84	34.89	2.93	38.50	3.05
	71.6	16.63	2.36	20.24	2.48	23.85	2.59	27.47	2.71	31.80	2.85	34.69	2.94	38.31	3.06
	75.2	16.19	2.39	19.80	2.50	23.41	2.62	27.03	2.74	31.36	2.88	34.25	2.97	37.87	3.09
FTXS12L + FTXS12L + FTXS15L	60.8	20.20	2.52	24.26	2.65	28.33	2.78	32.39	2.91	37.27	3.07	40.52	3.17	44.59	3.30
	64.4	19.70	2.55	23.77	2.68	27.83	2.81	31.90	2.94	36.77	3.10	40.03	3.20	44.09	3.33
	68.0	19.20	2.58	23.27	2.71	27.33	2.84	31.40	2.97	36.28	3.12	39.53	3.23	43.59	3.36
	70.0	18.93	2.60	22.99	2.73	27.06	2.86	31.12	2.98	36.00	3.14	39.25	3.24	43.32	3.37
	71.6	18.71	2.61	22.77	2.74	26.84	2.87	30.90	3.00	35.78	3.15	39.03	3.26	43.10	3.39
	75.2	18.21	2.64	22.27	2.77	26.34	2.90	30.40	3.03	35.28	3.18	38.53	3.28	42.60	3.41
FTXS12L + FTXS12L + CDXS15L	60.8	19.52	2.35	23.45	2.47	27.38	2.59	31.31	2.71	36.03	2.85	39.17	2.95	43.10	3.07
	64.4	19.04	2.37	22.97	2.49	26.90	2.61	30.83	2.73	35.55	2.88	38.69	2.98	42.62	3.10
	68.0	18.56	2.40	22.49	2.52	26.42	2.64	30.35	2.76	35.07	2.91	38.21	3.00	42.14	3.12
	70.0	18.30	2.41	22.23	2.54	26.15	2.66	30.08	2.78	34.80	2.92	37.94	3.02	41.87	3.14
	71.6	18.08	2.43	22.01	2.55	25.94	2.67	29.87	2.79	34.59	2.93	37.73	3.03	41.66	3.15
	75.2	17.60	2.45	21.53	2.57	25.46	2.69	29.39	2.81	34.11	2.96	37.25	3.05	41.18	3.17
FTXS12L + FDXS12L + FTXS15L	60.8	19.52	2.31	23.45	2.43	27.38	2.54	31.31	2.66	36.03	2.80	39.17	2.90	43.10	3.02
	64.4	19.04	2.33	22.97	2.45	26.90	2.57	30.83	2.69	35.55	2.83	38.69	2.92	42.62	3.04
	68.0	18.56	2.36	22.49	2.48	26.42	2.60	30.35	2.71	35.07	2.86	38.21	2.95	42.14	3.07
	70.0	18.30	2.37	22.23	2.49	26.15	2.61	30.08	2.73	34.80	2.87	37.94	2.96	41.87	3.08
	71.6	18.08	2.39	22.01	2.50	25.94	2.62	29.87	2.74	34.59	2.88	37.73	2.98	41.66	3.09
	75.2	17.60	2.41	21.53	2.53	25.46	2.65	29.39	2.77	34.11	2.91	37.25	3.00	41.18	3.12

Combination (Capacity)	Indoor air temp. EDB	Outdoor air temp.:EWB													
		5.00		14.00		23.00		32.00		43.00		50.00		59.00	
		TC	PI	TC	PI	TC	PI	TC	PI	TC	PI	TC	PI	TC	PI
		kBtu/h	kW	kBtu/h	kW	kBtu/h	kW	kBtu/h	kW	kBtu/h	kW	kBtu/h	kW	kBtu/h	kW
FTXS12L + FDXS12L + CDXS15L	60.8	18.79	2.24	22.58	2.35	26.36	2.46	30.14	2.58	34.68	2.72	37.71	2.81	41.49	2.92
	64.4	18.33	2.26	22.11	2.37	25.90	2.49	29.68	2.60	34.22	2.74	37.25	2.83	41.03	2.95
	68.0	17.87	2.29	21.65	2.40	25.43	2.51	29.22	2.63	33.76	2.77	36.78	2.86	40.57	2.97
	70.0	17.61	2.30	21.40	2.41	25.18	2.53	28.96	2.64	33.50	2.78	36.53	2.87	40.31	2.99
	71.6	17.41	2.31	21.19	2.42	24.97	2.54	28.76	2.65	33.29	2.79	36.32	2.88	40.10	3.00
	75.2	16.94	2.34	20.73	2.45	24.51	2.56	28.29	2.68	32.83	2.82	35.86	2.91	39.64	3.02
FDXS12L + FDXS12L + FTXS15L	60.8	18.79	2.15	22.58	2.26	26.36	2.37	30.14	2.48	34.68	2.61	37.71	2.70	41.49	2.81
	64.4	18.33	2.17	22.11	2.28	25.90	2.39	29.68	2.50	34.22	2.63	37.25	2.72	41.03	2.83
	68.0	17.87	2.19	21.65	2.30	25.43	2.41	29.22	2.52	33.76	2.66	36.78	2.74	40.57	2.85
	70.0	17.61	2.21	21.40	2.32	25.18	2.43	28.96	2.54	33.50	2.67	36.53	2.76	40.31	2.87
	71.6	17.41	2.22	21.19	2.33	24.97	2.44	28.76	2.55	33.29	2.68	36.32	2.77	40.10	2.88
	75.2	16.94	2.24	20.73	2.35	24.51	2.46	28.29	2.57	32.83	2.70	35.86	2.79	39.64	2.90
FDXS12L + FDXS12L + CDXS15L	60.8	18.12	2.25	21.77	2.37	25.42	2.48	29.06	2.60	33.44	2.74	36.36	2.83	40.00	2.94
	64.4	17.68	2.28	21.32	2.39	24.97	2.51	28.62	2.62	32.99	2.76	35.91	2.85	39.56	2.97
	68.0	17.23	2.30	20.88	2.42	24.52	2.53	28.17	2.65	32.55	2.79	35.47	2.88	39.11	2.99
	70.0	16.98	2.32	20.63	2.43	24.28	2.55	27.92	2.66	32.30	2.80	35.22	2.89	38.87	3.01
	71.6	16.78	2.33	20.43	2.44	24.08	2.56	27.73	2.67	32.10	2.81	35.02	2.90	38.67	3.02
	75.2	16.34	2.35	19.98	2.47	23.63	2.58	27.28	2.70	31.66	2.84	34.57	2.93	38.22	3.04

Symbols:

EDB : Entering dry bulb temp. (°F)
EWB : Entering wet bulb temp. (°F)
TC : Total capacity (kBtu/h)
PI : Power input (kW)

Notes:

1. Ratings shown are net capacities which include a deduction for indoor fan motor heat.
2. shows max capacities and power input.
3. TC and PI must be calculated by interpolation using the figures in the above tables. (Figures out of the tables should not be used for calculation.)
4. Capacities are based on the following conditions.
5. Corresponding refrigerant piping length : 25 ft

3D093988B ~ 3D093989B
3D093990B ~ 3D093999B
3D094000B
3D111436A ~ 3D111439A
3D111445A

7.3 4MXS36RMVJUA

Cooling [60 Hz, 208 - 230 V]

Combination (Capacity)	Outdoor air temp. EDB	Indoor air temp.:EWB																	
		57.2			60.8			64.4			67.0			71.6			75.2		
		TC	SHC	PI	TC	SHC	PI	TC	SHC	PI	TC	SHC	PI	TC	SHC	PI	TC	SHC	PI
		kBtu/h	kBtu/h	kW	kBtu/h	kBtu/h	kW	kBtu/h	kBtu/h	kW	kBtu/h	kBtu/h	kW	kBtu/h	kBtu/h	kW	kBtu/h	kBtu/h	kW
CTXS07L	68.0	8.61	7.09	0.54	8.99	6.97	0.55	9.38	7.41	0.56	9.57	7.92	0.56	10.15	7.67	0.58	10.54	7.50	0.59
	77.0	8.21	6.91	0.57	8.60	6.80	0.58	8.99	7.26	0.59	9.18	7.77	0.60	9.76	7.54	0.61	10.15	7.38	0.62
	86.0	7.82	6.73	0.61	8.21	6.63	0.62	8.60	7.10	0.63	8.79	7.62	0.63	9.37	7.41	0.65	9.76	7.26	0.66
	89.6	7.67	6.66	0.62	8.05	6.57	0.63	8.44	7.04	0.64	8.63	7.55	0.65	9.22	7.35	0.66	9.60	7.21	0.67
	95.0	7.43	6.55	0.64	7.82	6.47	0.65	8.21	6.94	0.67	8.40	7.47	0.67	8.98	7.27	0.69	9.37	7.14	0.70
	104.0	7.04	6.37	0.69	7.43	6.30	0.70	7.82	6.79	0.71	8.01	7.32	0.71	8.59	7.14	0.73	8.98	7.02	0.74
	109.4	6.81	6.26	0.71	7.19	6.20	0.72	7.58	6.70	0.73	7.77	7.23	0.74	8.35	7.07	0.75	8.74	6.95	0.76
	114.8	6.57	6.16	0.74	6.96	6.10	0.75	7.35	6.60	0.76	7.54	7.14	0.77	8.12	6.99	0.78	8.51	6.88	0.79
FTXS09L	68.0	11.06	8.52	0.71	11.56	8.37	0.72	12.06	8.83	0.73	12.31	9.36	0.74	13.06	9.04	0.76	13.55	8.82	0.78
	77.0	10.56	8.28	0.75	11.06	8.15	0.76	11.56	8.61	0.78	11.81	9.16	0.78	12.55	8.86	0.81	13.05	8.66	0.82
	86.0	10.06	8.04	0.80	10.56	7.92	0.81	11.05	8.40	0.82	11.30	8.95	0.83	12.05	8.68	0.85	12.55	8.49	0.87
	89.6	9.86	7.94	0.82	10.36	7.83	0.83	10.85	8.32	0.84	11.10	8.87	0.85	11.85	8.61	0.87	12.35	8.43	0.89
	95.0	9.56	7.80	0.85	10.05	7.70	0.86	10.55	8.20	0.87	10.80	8.75	0.88	11.55	8.51	0.90	12.04	8.33	0.92
	104.0	9.05	7.56	0.90	9.55	7.47	0.91	10.05	7.99	0.93	10.30	8.55	0.93	11.04	8.33	0.96	11.54	8.17	0.97
	109.4	8.75	7.42	0.93	9.25	7.34	0.95	9.75	7.87	0.96	10.00	8.44	0.97	10.74	8.23	0.99	11.24	8.08	1.00
	114.8	8.45	7.28	0.97	8.95	7.21	0.98	9.44	7.75	1.00	9.69	8.32	1.00	10.44	8.13	1.03	10.94	7.98	1.04
FDXS09L	68.0	9.63	7.31	0.67	10.06	7.18	0.68	10.50	7.55	0.69	10.71	7.99	0.70	11.36	7.72	0.72	11.80	7.52	0.73
	77.0	9.19	7.09	0.71	9.63	6.98	0.72	10.06	7.36	0.73	10.28	7.81	0.74	10.92	7.56	0.76	11.36	7.38	0.77
	86.0	8.76	6.88	0.75	9.19	6.78	0.76	9.62	7.18	0.78	9.84	7.63	0.78	10.49	7.40	0.80	10.92	7.23	0.82
	89.6	8.58	6.79	0.77	9.01	6.70	0.78	9.45	7.10	0.80	9.66	7.56	0.80	10.31	7.34	0.82	10.75	7.18	0.84
	95.0	8.32	6.67	0.80	8.75	6.58	0.81	9.18	7.00	0.82	9.40	7.46	0.83	10.05	7.24	0.85	10.48	7.09	0.86
	104.0	7.88	6.46	0.85	8.31	6.39	0.86	8.75	6.81	0.88	8.96	7.28	0.88	9.61	7.09	0.90	10.04	6.95	0.92
	109.4	7.62	6.34	0.88	8.05	6.27	0.89	8.48	6.71	0.91	8.70	7.18	0.91	9.35	7.00	0.93	9.78	6.87	0.95
	114.8	7.35	6.21	0.91	7.79	6.16	0.93	8.22	6.60	0.94	8.44	7.08	0.95	9.09	6.91	0.97	9.52	6.78	0.98
FTXS12L	68.0	14.75	10.38	1.03	15.42	10.20	1.05	16.08	10.60	1.07	16.41	11.10	1.08	17.41	10.67	1.11	18.07	10.36	1.13
	77.0	14.08	10.03	1.09	14.75	9.87	1.11	15.41	10.29	1.13	15.74	10.80	1.14	16.74	10.40	1.17	17.40	10.12	1.19
	86.0	13.41	9.68	1.16	14.08	9.54	1.18	14.74	9.98	1.20	15.07	10.50	1.21	16.07	10.14	1.24	16.73	9.88	1.26
	89.6	13.14	9.54	1.19	13.81	9.41	1.21	14.47	9.86	1.23	14.80	10.38	1.24	15.80	10.04	1.27	16.46	9.78	1.29
	95.0	12.74	9.34	1.23	13.40	9.21	1.25	14.07	9.68	1.27	14.40	10.21	1.28	15.40	9.88	1.31	16.06	9.64	1.33
	104.0	12.07	9.00	1.31	12.73	8.90	1.33	13.40	9.38	1.35	13.73	9.92	1.36	14.72	9.63	1.39	15.39	9.41	1.41
	109.4	11.67	8.80	1.36	12.33	8.71	1.38	13.00	9.20	1.40	13.33	9.75	1.41	14.32	9.48	1.44	14.99	9.27	1.46
	114.8	11.27	8.60	1.41	11.93	8.52	1.43	12.59	9.03	1.45	12.92	9.58	1.46	13.92	9.33	1.49	14.58	9.13	1.51
FDXS12L	68.0	12.29	8.62	0.88	13.38	8.74	0.95	13.96	9.06	0.97	14.25	9.46	0.98	15.11	9.09	1.01	15.69	8.82	1.02
	77.0	12.22	8.58	0.99	12.80	8.44	1.01	13.38	8.78	1.02	13.66	9.20	1.03	14.53	8.85	1.06	15.10	8.60	1.08
	86.0	11.64	8.28	1.05	12.22	8.15	1.07	12.79	8.51	1.09	13.08	8.93	1.10	13.95	8.62	1.12	14.52	8.39	1.14
	89.6	11.41	8.15	1.07	11.99	8.04	1.09	12.56	8.40	1.11	12.85	8.83	1.12	13.71	8.53	1.15	14.29	8.31	1.17
	95.0	11.06	7.97	1.11	11.64	7.87	1.13	12.21	8.24	1.15	12.50	8.68	1.16	13.36	8.39	1.19	13.94	8.18	1.21
	104.0	10.48	7.67	1.19	11.05	7.59	1.20	11.63	7.98	1.22	11.92	8.42	1.23	12.78	8.17	1.26	13.36	7.98	1.28
	109.4	10.13	7.50	1.23	10.70	7.42	1.25	11.28	7.83	1.27	11.57	8.27	1.28	12.43	8.04	1.31	13.01	7.86	1.32
	114.8	9.78	7.32	1.28	10.36	7.26	1.30	10.93	7.67	1.32	11.22	8.13	1.32	12.08	7.90	1.35	12.66	7.73	1.37
FTXS15L	68.0	18.44	14.15	1.17	19.27	13.91	1.20	20.10	14.65	1.22	20.51	15.53	1.23	21.76	15.00	1.27	22.59	14.63	1.29
	77.0	17.60	13.74	1.24	18.43	13.52	1.27	19.26	14.30	1.29	19.68	15.19	1.30	20.92	14.70	1.34	21.75	14.36	1.36
	86.0	16.76	13.34	1.32	17.59	13.15	1.34	18.42	13.95	1.37	18.84	14.85	1.38	20.08	14.40	1.41	20.91	14.08	1.44
	89.6	16.43	13.18	1.35	17.26	13.00	1.38	18.09	13.81	1.40	18.50	14.72	1.41	19.75	14.28	1.45	20.58	13.98	1.47
	95.0	15.93	12.94	1.40	16.76	12.77	1.43	17.59	13.60	1.45	18.00	14.52	1.46	19.24	14.11	1.50	20.07	13.82	1.52
	104.0	15.09	12.55	1.49	15.92	12.40	1.52	16.75	13.25	1.54	17.16	14.18	1.55	18.41	13.82	1.59	19.24	13.55	1.61
	109.4	14.59	12.31	1.55	15.42	12.18	1.57	16.24	13.05	1.60	16.66	13.99	1.61	17.90	13.64	1.64	18.73	13.39	1.67
	114.8	14.08	12.08	1.61	14.91	11.97	1.63	15.74	12.85	1.66	16.16	13.79	1.67	17.40	13.47	1.70	18.23	13.23	1.73

Combination (Capacity)	Outdoor air temp. EDB	Indoor air temp.:EWB																		
		57.2			60.8			64.4			67.0			71.6			75.2		
		TC	SHC	PI	TC	SHC	PI	TC	SHC	PI	TC	SHC	PI	TC	SHC	PI	TC	SHC	PI
		kBtu/h	kBtu/h	kW	kBtu/h	kBtu/h	kW	kBtu/h	kBtu/h	kW	kBtu/h	kBtu/h	kW	kBtu/h	kBtu/h	kW	kBtu/h	kBtu/h	kW
CDXS15L	68.0	15.98	11.48	1.20	16.70	11.28	1.22	17.42	11.76	1.24	17.78	12.36	1.26	18.86	11.90	1.29	19.58	11.57	1.32
	77.0	15.26	11.11	1.27	15.97	10.93	1.29	16.69	11.44	1.32	17.05	12.04	1.33	18.13	11.62	1.36	18.85	11.31	1.39
	86.0	14.53	10.74	1.35	15.25	10.58	1.37	15.97	11.11	1.39	16.33	11.73	1.41	17.40	11.34	1.44	18.12	11.06	1.47
	89.6	14.24	10.59	1.38	14.96	10.44	1.40	15.68	10.98	1.43	16.04	11.61	1.44	17.11	11.23	1.48	17.83	10.96	1.50
	95.0	13.80	10.37	1.43	14.52	10.24	1.46	15.24	10.79	1.48	15.60	11.42	1.49	16.68	11.07	1.53	17.40	10.81	1.55
	104.0	13.08	10.02	1.52	13.80	9.90	1.55	14.51	10.48	1.57	14.87	11.12	1.58	15.95	10.80	1.62	16.67	10.57	1.64
	109.4	12.64	9.80	1.58	13.36	9.70	1.61	14.08	10.29	1.63	14.44	10.94	1.64	15.52	10.64	1.68	16.23	10.42	1.70
	114.8	12.21	9.59	1.64	12.92	9.50	1.67	13.64	10.11	1.69	14.00	10.76	1.70	15.08	10.49	1.74	15.80	10.28	1.76
FTXS18L	68.0	22.13	16.12	1.53	23.12	15.84	1.56	24.12	16.56	1.59	24.62	17.43	1.60	26.11	16.79	1.65	27.11	16.34	1.68
	77.0	21.12	15.61	1.62	22.12	15.36	1.65	23.11	16.11	1.68	23.61	17.00	1.69	25.10	16.41	1.74	26.10	15.99	1.77
	86.0	20.12	15.11	1.72	21.11	14.88	1.75	22.11	15.67	1.78	22.61	16.57	1.79	24.10	16.04	1.84	25.09	15.65	1.87
	89.6	19.72	14.91	1.76	20.71	14.70	1.79	21.71	15.49	1.82	22.20	16.41	1.84	23.70	15.89	1.88	24.69	15.51	1.91
	95.0	19.11	14.61	1.83	20.11	14.42	1.86	21.10	15.23	1.89	21.60	16.16	1.90	23.09	15.67	1.95	24.09	15.31	1.98
	104.0	18.11	14.12	1.94	19.10	13.96	1.97	20.10	14.80	2.00	20.59	15.74	2.02	22.09	15.30	2.06	23.08	14.97	2.09
	109.4	17.50	13.83	2.02	18.50	13.68	2.05	19.49	14.55	2.08	19.99	15.50	2.09	21.48	15.08	2.14	22.48	14.78	2.17
	114.8	16.90	13.54	2.09	17.89	13.41	2.12	18.89	14.30	2.15	19.39	15.25	2.17	20.88	14.87	2.22	21.88	14.58	2.25
CDXS18L	68.0	17.55	12.31	1.31	20.13	13.00	1.56	20.99	13.45	1.59	21.43	14.01	1.60	22.73	13.45	1.65	23.59	13.04	1.68
	77.0	17.55	12.31	1.50	19.25	12.55	1.65	20.12	13.02	1.68	20.55	13.61	1.69	21.85	13.09	1.74	22.72	12.71	1.77
	86.0	17.51	12.29	1.72	18.38	12.11	1.75	19.24	12.61	1.78	19.68	13.21	1.79	20.97	12.74	1.84	21.84	12.39	1.87
	89.6	17.16	12.10	1.76	18.03	11.93	1.79	18.89	12.44	1.82	19.33	13.05	1.84	20.62	12.59	1.88	21.49	12.26	1.91
	95.0	16.63	11.82	1.83	17.50	11.67	1.86	18.37	12.20	1.89	18.80	12.81	1.90	20.10	12.38	1.95	20.97	12.06	1.98
	104.0	15.76	11.37	1.94	16.63	11.24	1.97	17.49	11.80	2.00	17.92	12.42	2.02	19.22	12.04	2.06	20.09	11.75	2.09
	109.4	15.23	11.10	2.02	16.10	10.99	2.05	16.97	11.56	2.08	17.40	12.19	2.09	18.70	11.84	2.14	19.56	11.56	2.17
	114.8	14.71	10.83	2.09	15.57	10.74	2.12	16.44	11.32	2.15	16.87	11.97	2.17	18.17	11.63	2.22	19.04	11.38	2.25
FTXS24L	68.0	27.83	19.52	2.05	30.83	20.06	2.34	32.16	20.77	2.39	32.82	21.68	2.41	34.81	20.83	2.48	36.14	20.20	2.53
	77.0	27.83	19.52	2.38	29.49	19.38	2.48	30.82	20.13	2.53	31.48	21.07	2.55	33.47	20.28	2.62	34.80	19.70	2.66
	86.0	26.82	18.98	2.59	28.15	18.70	2.63	29.48	19.51	2.68	30.14	20.46	2.70	32.13	19.74	2.77	33.46	19.21	2.81
	89.6	26.29	18.70	2.65	27.61	18.44	2.70	28.94	19.26	2.74	29.60	20.22	2.76	31.59	19.53	2.83	32.92	19.01	2.88
	95.0	25.48	18.28	2.75	26.81	18.04	2.79	28.14	18.89	2.84	28.80	19.86	2.86	30.79	19.21	2.93	32.12	18.72	2.98
	104.0	24.14	17.59	2.92	25.47	17.39	2.97	26.80	18.28	3.02	27.46	19.28	3.04	29.45	18.69	3.11	30.78	18.25	3.15
	109.4	23.34	17.18	3.04	24.66	17.01	3.08	25.99	17.92	3.13	26.65	18.93	3.15	28.64	18.38	3.22	29.97	17.97	3.26
	114.8	22.53	16.77	3.15	23.86	16.63	3.20	25.19	17.56	3.24	25.85	18.59	3.27	27.84	18.08	3.33	29.17	17.69	3.38
CDXS24L	68.0	24.47	17.16	2.04	26.76	17.46	2.28	27.92	18.09	2.32	28.49	18.90	2.34	30.22	18.15	2.41	31.37	17.61	2.45
	77.0	24.45	17.15	2.37	25.60	16.87	2.41	26.75	17.54	2.46	27.33	18.36	2.48	29.06	17.68	2.54	30.21	17.18	2.59
	86.0	23.28	16.53	2.51	24.44	16.29	2.56	25.59	17.00	2.60	26.16	17.84	2.62	27.89	17.21	2.69	29.04	16.75	2.74
	89.6	22.82	16.29	2.58	23.97	16.06	2.62	25.12	16.78	2.66	25.70	17.63	2.69	27.43	17.03	2.75	28.58	16.58	2.80
	95.0	22.12	15.92	2.67	23.27	15.72	2.72	24.42	16.46	2.76	25.00	17.32	2.78	26.73	16.76	2.85	27.88	16.33	2.89
	104.0	20.96	15.33	2.84	22.11	15.16	2.89	23.26	15.94	2.93	23.84	16.82	2.95	25.56	16.31	3.02	26.72	15.92	3.06
	109.4	20.26	14.97	2.95	21.41	14.82	3.00	22.56	15.63	3.04	23.14	16.52	3.06	24.87	16.04	3.13	26.02	15.68	3.17
	114.8	19.56	14.62	3.06	20.71	14.49	3.11	21.86	15.32	3.15	22.44	16.22	3.17	24.17	15.78	3.24	25.32	15.44	3.29
CTXS07L + CTXS07L	68.0	17.21	14.18	1.07	17.99	13.95	1.09	18.76	14.83	1.11	19.15	15.84	1.12	20.31	15.35	1.15	21.08	15.01	1.17
	77.0	16.43	13.82	1.13	17.20	13.61	1.15	17.98	14.51	1.17	18.36	15.53	1.19	19.53	15.08	1.22	20.30	14.76	1.24
	86.0	15.65	13.46	1.20	16.42	13.27	1.22	17.20	14.20	1.24	17.58	15.23	1.26	18.74	14.81	1.29	19.52	14.52	1.31
	89.6	15.33	13.31	1.23	16.11	13.13	1.25	16.88	14.07	1.27	17.27	15.11	1.29	18.43	14.71	1.32	19.20	14.42	1.34
	95.0	14.86	13.10	1.28	15.64	12.93	1.30	16.41	13.89	1.32	16.80	14.93	1.33	17.96	14.55	1.36	18.74	14.28	1.38
	104.0	14.08	12.74	1.36	14.86	12.60	1.38	15.63	13.58	1.40	16.02	14.63	1.41	17.18	14.29	1.44	17.95	14.04	1.47
	109.4	13.61	12.53	1.41	14.39	12.40	1.43	15.16	13.39	1.45	15.55	14.46	1.46	16.71	14.13	1.50	17.48	13.90	1.52
	114.8	13.14	12.32	1.47	13.92	12.20	1.49	14.69	13.21	1.51	15.08	14.28	1.52	16.24	13.97	1.55	17.01	13.76	1.57

Combination (Capacity)	Outdoor air temp. EDB	Indoor air temp.:EWB																		
		57.2			60.8			64.4			67.0			71.6			75.2		
		TC	SHC	PI	TC	SHC	PI	TC	SHC	PI	TC	SHC	PI	TC	SHC	PI	TC	SHC	PI
		kBtu/h	kBtu/h	kW	kBtu/h	kBtu/h	kW	kBtu/h	kBtu/h	kW	kBtu/h	kBtu/h	kW	kBtu/h	kBtu/h	kW	kBtu/h	kBtu/h	kW
CTXS07L + FTXS09L	68.0	19.67	15.61	1.29	20.56	15.34	1.32	21.44	16.23	1.34	21.88	17.27	1.36	23.21	16.71	1.40	24.09	16.32	1.42
	77.0	18.78	15.18	1.37	19.66	14.94	1.40	20.55	15.86	1.42	20.99	16.92	1.44	22.31	16.40	1.47	23.20	16.03	1.50
	86.0	17.88	14.76	1.46	18.77	14.55	1.48	19.65	15.50	1.51	20.09	16.56	1.52	21.42	16.08	1.56	22.31	15.75	1.58
	89.6	17.52	14.59	1.49	18.41	14.39	1.52	19.29	15.35	1.54	19.74	16.42	1.56	21.06	15.96	1.59	21.95	15.64	1.62
	95.0	16.99	14.34	1.55	17.87	14.16	1.57	18.76	15.13	1.60	19.20	16.21	1.61	20.53	15.78	1.65	21.41	15.47	1.68
	104.0	16.09	13.93	1.65	16.98	13.77	1.67	17.86	14.77	1.70	18.31	15.87	1.71	19.63	15.47	1.75	20.52	15.19	1.77
	109.4	15.56	13.68	1.71	16.44	13.54	1.73	17.33	14.56	1.76	17.77	15.66	1.77	19.10	15.29	1.81	19.98	15.02	1.84
	114.8	15.02	13.44	1.77	15.91	13.31	1.80	16.79	14.35	1.83	17.23	15.46	1.84	18.56	15.11	1.88	19.44	14.86	1.90
CTXS07L + FDXS09L	68.0	18.44	14.48	1.25	19.27	14.24	1.28	20.10	15.05	1.30	20.51	15.99	1.32	21.76	15.46	1.35	22.59	15.10	1.38
	77.0	17.60	14.08	1.33	18.43	13.86	1.35	19.26	14.70	1.38	19.68	15.66	1.39	20.92	15.17	1.43	21.75	14.83	1.45
	86.0	16.76	13.68	1.41	17.59	13.49	1.44	18.42	14.35	1.46	18.84	15.32	1.47	20.08	14.87	1.51	20.91	14.56	1.54
	89.6	16.43	13.53	1.45	17.26	13.34	1.47	18.09	14.21	1.49	18.50	15.19	1.51	19.75	14.76	1.54	20.58	14.45	1.57
	95.0	15.93	13.29	1.50	16.76	13.12	1.52	17.59	14.01	1.55	18.00	14.99	1.56	19.24	14.58	1.60	20.07	14.29	1.62
	104.0	15.09	12.90	1.60	15.92	12.76	1.62	16.75	13.67	1.64	17.16	14.67	1.66	18.41	14.30	1.69	19.24	14.03	1.72
	109.4	14.59	12.67	1.66	15.42	12.54	1.68	16.24	13.47	1.71	16.66	14.47	1.72	17.90	14.12	1.76	18.73	13.87	1.78
	114.8	14.08	12.44	1.72	14.91	12.32	1.74	15.74	13.27	1.77	16.16	14.28	1.78	17.40	13.95	1.82	18.23	13.72	1.84
CTXS07L + FTXS12L	68.0	23.36	17.39	1.66	24.41	17.09	1.70	25.46	17.93	1.73	25.98	18.93	1.75	27.56	18.26	1.79	28.61	17.78	1.83
	77.0	22.30	16.86	1.76	23.35	16.59	1.80	24.40	17.46	1.83	24.92	18.48	1.85	26.50	17.87	1.89	27.55	17.42	1.93
	86.0	21.24	16.34	1.87	22.29	16.10	1.90	23.34	17.01	1.94	23.86	18.05	1.95	25.44	17.48	2.00	26.49	17.07	2.04
	89.6	20.81	16.13	1.92	21.86	15.91	1.95	22.91	16.83	1.98	23.44	17.87	2.00	25.01	17.32	2.05	26.06	16.93	2.08
	95.0	20.17	15.83	1.99	21.22	15.62	2.02	22.27	16.56	2.06	22.80	17.61	2.07	24.38	17.09	2.12	25.43	16.72	2.15
	104.0	19.11	15.32	2.12	20.16	15.14	2.15	21.21	16.11	2.18	21.74	17.18	2.20	23.31	16.72	2.25	24.36	16.37	2.28
	109.4	18.48	15.01	2.20	19.53	14.86	2.23	20.58	15.85	2.26	21.10	16.93	2.28	22.68	16.49	2.33	23.73	16.17	2.36
	114.8	17.84	14.71	2.28	18.89	14.58	2.31	19.94	15.59	2.35	20.46	16.68	2.36	22.04	16.27	2.41	23.09	15.97	2.45
CTXS07L + FDXS12L	68.0	21.82	16.10	1.57	22.80	15.81	1.60	23.78	16.57	1.63	24.28	17.47	1.64	25.75	16.84	1.69	26.73	16.40	1.72
	77.0	20.83	15.60	1.66	21.81	15.35	1.69	22.79	16.13	1.72	23.28	17.05	1.74	24.76	16.47	1.78	25.74	16.06	1.82
	86.0	19.84	15.11	1.76	20.82	14.89	1.79	21.80	15.70	1.83	22.29	16.64	1.84	23.76	16.11	1.89	24.75	15.73	1.92
	89.6	19.44	14.91	1.81	20.42	14.70	1.84	21.40	15.53	1.87	21.90	16.47	1.88	23.37	15.96	1.93	24.35	15.59	1.96
	95.0	18.85	14.62	1.87	19.83	14.43	1.91	20.81	15.28	1.94	21.30	16.23	1.95	22.77	15.75	2.00	23.75	15.40	2.03
	104.0	17.85	14.14	1.99	18.84	13.98	2.03	19.82	14.86	2.06	20.31	15.83	2.07	21.78	15.39	2.12	22.76	15.07	2.15
	109.4	17.26	13.86	2.07	18.24	13.71	2.10	19.22	14.61	2.13	19.71	15.59	2.15	21.19	15.18	2.19	22.17	14.88	2.23
	114.8	16.66	13.57	2.15	17.65	13.45	2.18	18.63	14.36	2.21	19.12	15.35	2.23	20.59	14.97	2.27	21.57	14.68	2.30
CTXS07L + FTXS15L	68.0	27.05	21.23	1.80	28.26	20.87	1.83	29.48	22.06	1.87	30.09	23.44	1.89	31.91	22.67	1.94	33.13	22.13	1.98
	77.0	25.82	20.64	1.91	27.03	20.32	1.94	28.25	21.54	1.98	28.86	22.95	2.00	30.68	22.23	2.05	31.90	21.73	2.09
	86.0	24.59	20.06	2.02	25.80	19.77	2.06	27.02	21.03	2.10	27.63	22.46	2.11	29.45	21.80	2.17	30.67	21.34	2.20
	89.6	24.10	19.83	2.07	25.31	19.55	2.11	26.53	20.83	2.15	27.14	22.26	2.16	28.96	21.63	2.22	30.18	21.18	2.25
	95.0	23.36	19.48	2.15	24.58	19.23	2.19	25.79	20.53	2.22	26.40	21.97	2.24	28.22	21.37	2.30	29.44	20.95	2.33
	104.0	22.13	18.91	2.29	23.35	18.70	2.33	24.56	20.03	2.36	25.17	21.49	2.38	27.00	20.95	2.43	28.21	20.56	2.47
	109.4	21.39	18.57	2.38	22.61	18.38	2.41	23.83	19.74	2.45	24.43	21.21	2.47	26.26	20.70	2.52	27.47	20.33	2.56
	114.8	20.65	18.23	2.47	21.87	18.06	2.50	23.09	19.44	2.54	23.70	20.93	2.56	25.52	20.45	2.61	26.74	20.11	2.65
CTXS07L + CDXS15L	68.0	25.31	18.88	1.89	26.44	18.55	1.92	27.58	19.46	1.96	28.15	20.56	1.98	29.86	19.83	2.04	31.00	19.31	2.08
	77.0	24.16	18.30	2.00	25.29	18.01	2.04	26.43	18.96	2.08	27.00	20.07	2.09	28.71	19.40	2.15	29.85	18.93	2.19
	86.0	23.01	17.74	2.12	24.14	17.48	2.16	25.28	18.47	2.20	25.85	19.60	2.22	27.56	18.98	2.27	28.70	18.54	2.31
	89.6	22.55	17.52	2.18	23.68	17.27	2.21	24.82	18.27	2.25	25.39	19.41	2.27	27.10	18.82	2.33	28.23	18.39	2.36
	95.0	21.86	17.18	2.26	22.99	16.96	2.30	24.13	17.98	2.33	24.70	19.13	2.35	26.41	18.57	2.41	27.54	18.17	2.45
	104.0	20.70	16.63	2.40	21.84	16.44	2.44	22.98	17.50	2.48	23.55	18.67	2.50	25.26	18.16	2.55	26.39	17.79	2.59
	109.4	20.01	16.30	2.49	21.15	16.13	2.53	22.29	17.21	2.57	22.86	18.39	2.59	24.57	17.92	2.64	25.70	17.57	2.68
	114.8	19.32	15.98	2.59	20.46	15.83	2.63	21.60	16.93	2.66	22.17	18.12	2.68	23.88	17.68	2.74	25.01	17.35	2.78

Combination (Capacity)	Outdoor air temp. EDB	Indoor air temp.:EWB																		
		57.2			60.8			64.4			67.0			71.6			75.2		
		TC	SHC	PI	TC	SHC	PI	TC	SHC	PI	TC	SHC	PI	TC	SHC	PI	TC	SHC	PI
		kBtu/h	kBtu/h	kW	kBtu/h	kBtu/h	kW	kBtu/h	kBtu/h	kW	kBtu/h	kBtu/h	kW	kBtu/h	kBtu/h	kW	kBtu/h	kBtu/h	kW
CTXS07L + FTXS18L	68.0	30.74	23.17	2.23	32.12	22.76	2.28	33.50	23.92	2.32	34.19	25.30	2.34	36.26	24.42	2.41	37.65	23.80	2.45
	77.0	29.34	22.48	2.37	30.72	22.12	2.41	32.10	23.32	2.46	32.79	24.72	2.48	34.87	23.91	2.54	36.25	23.33	2.59
	86.0	27.94	21.80	2.51	29.32	21.48	2.56	30.71	22.73	2.60	31.40	24.15	2.62	33.47	23.40	2.69	34.85	22.87	2.74
	89.6	27.38	21.53	2.58	28.76	21.23	2.62	30.15	22.49	2.66	30.84	23.92	2.69	32.91	23.20	2.75	34.29	22.69	2.80
	95.0	26.54	21.12	2.67	27.93	20.85	2.72	29.31	22.14	2.76	30.00	23.58	2.78	32.07	22.90	2.85	33.46	22.41	2.89
	104.0	25.15	20.46	2.84	26.53	20.23	2.89	27.91	21.56	2.93	28.60	23.03	2.95	30.68	22.41	3.02	32.06	21.96	3.06
	109.4	24.31	20.06	2.95	25.69	19.86	3.00	27.07	21.22	3.04	27.76	22.69	3.06	29.84	22.12	3.13	31.22	21.70	3.17
	114.8	23.47	19.67	3.06	24.85	19.49	3.11	26.24	20.87	3.15	26.93	22.36	3.17	29.00	21.83	3.24	30.38	21.43	3.29
CTXS07L + CDXS18L	68.0	28.69	20.60	2.30	29.98	20.24	2.35	31.27	21.10	2.40	31.91	22.17	2.42	33.85	21.34	2.49	35.14	20.75	2.53
	77.0	27.38	19.93	2.44	28.67	19.60	2.49	29.96	20.52	2.54	30.61	21.60	2.56	32.54	20.84	2.63	33.83	20.29	2.67
	86.0	26.08	19.27	2.59	27.37	18.98	2.64	28.66	19.93	2.69	29.30	21.04	2.71	31.24	20.35	2.78	32.53	19.84	2.82
	89.6	25.56	19.00	2.66	26.85	18.74	2.70	28.14	19.71	2.75	28.78	20.82	2.77	30.72	20.15	2.84	32.01	19.66	2.89
	95.0	24.77	18.61	2.76	26.06	18.37	2.80	27.35	19.36	2.85	28.00	20.49	2.87	29.94	19.86	2.94	31.23	19.39	2.99
	104.0	23.47	17.97	2.93	24.76	17.76	2.98	26.05	18.80	3.03	26.70	19.95	3.05	28.63	19.38	3.12	29.92	18.95	3.16
	109.4	22.69	17.59	3.05	23.98	17.41	3.09	25.27	18.46	3.14	25.91	19.63	3.16	27.85	19.09	3.23	29.14	18.69	3.28
	114.8	21.91	17.21	3.16	23.20	17.05	3.21	24.49	18.13	3.25	25.13	19.31	3.28	27.07	18.81	3.35	28.36	18.43	3.39
CTXS07L + FTXS24L	68.0	35.24	25.89	2.75	36.83	25.43	2.80	38.41	26.62	2.86	39.21	28.06	2.88	41.58	27.05	2.97	43.17	26.32	3.02
	77.0	33.64	25.08	2.91	35.23	24.67	2.97	36.81	25.92	3.02	37.60	27.38	3.05	39.98	26.44	3.13	41.57	25.78	3.19
	86.0	32.04	24.28	3.09	33.62	23.93	3.15	35.21	25.22	3.20	36.00	26.71	3.23	38.38	25.85	3.31	39.96	25.23	3.37
	89.6	31.40	23.97	3.17	32.98	23.63	3.22	34.57	24.94	3.28	35.36	26.44	3.30	37.74	25.62	3.39	39.32	25.02	3.44
	95.0	30.44	23.49	3.29	32.02	23.19	3.34	33.61	24.53	3.40	34.40	26.05	3.42	36.78	25.27	3.51	38.36	24.70	3.56
	104.0	28.84	22.72	3.50	30.42	22.46	3.55	32.01	23.85	3.61	32.80	25.39	3.63	35.18	24.69	3.72	36.76	24.17	3.77
	109.4	27.88	22.26	3.63	29.46	22.03	3.68	31.04	23.45	3.74	31.84	25.00	3.77	34.21	24.34	3.85	35.80	23.86	3.90
	114.8	26.91	21.80	3.77	28.50	21.60	3.82	30.08	23.05	3.88	30.88	24.62	3.91	33.25	24.00	3.99	34.84	23.55	4.04
CTXS07L + CDXS24L	68.0	33.71	24.47	2.96	35.22	24.03	3.01	36.74	25.11	3.07	37.50	26.42	3.10	39.77	25.45	3.19	41.29	24.76	3.25
	77.0	32.17	23.68	3.13	33.69	23.30	3.19	35.21	24.43	3.25	35.96	25.76	3.28	38.24	24.87	3.37	39.75	24.22	3.43
	86.0	30.64	22.91	3.33	32.16	22.58	3.39	33.67	23.75	3.44	34.43	25.11	3.47	36.71	24.29	3.56	38.22	23.70	3.62
	89.6	30.03	22.61	3.41	31.55	22.29	3.47	33.06	23.49	3.53	33.82	24.86	3.56	36.09	24.07	3.64	37.61	23.49	3.70
	95.0	29.11	22.15	3.54	30.63	21.86	3.60	32.14	23.09	3.65	32.90	24.47	3.68	35.17	23.73	3.77	36.69	23.18	3.83
	104.0	27.58	21.40	3.76	29.09	21.16	3.82	30.61	22.43	3.88	31.37	23.84	3.91	33.64	23.17	4.00	35.16	22.67	4.06
	109.4	26.66	20.96	3.91	28.18	20.74	3.96	29.69	22.04	4.02	30.45	23.46	4.05	32.72	22.84	4.14	34.24	22.37	4.20
	114.8	25.74	20.52	4.06	27.26	20.33	4.11	28.77	21.65	4.17	29.53	23.09	4.20	31.80	22.51	4.29	33.32	22.07	4.35
FTXS09L + FTXS09L	68.0	22.13	17.04	1.53	23.12	16.75	1.56	24.12	17.66	1.59	24.62	18.72	1.61	26.11	18.09	1.66	27.11	17.64	1.69
	77.0	21.12	16.55	1.63	22.12	16.29	1.66	23.11	17.23	1.69	23.61	18.31	1.70	25.10	17.73	1.75	26.10	17.31	1.78
	86.0	20.12	16.07	1.73	21.11	15.84	1.76	22.11	16.81	1.79	22.61	17.91	1.80	24.10	17.37	1.85	25.09	16.99	1.88
	89.6	19.72	15.88	1.77	20.71	15.66	1.80	21.71	16.64	1.83	22.20	17.75	1.85	23.70	17.23	1.89	24.69	16.86	1.92
	95.0	19.11	15.59	1.84	20.11	15.39	1.87	21.10	16.39	1.90	21.60	17.51	1.91	23.09	17.02	1.96	24.09	16.67	1.99
	104.0	18.11	15.12	1.95	19.10	14.95	1.98	20.10	15.98	2.01	20.59	17.11	2.03	22.09	16.67	2.08	23.08	16.35	2.11
	109.4	17.50	14.84	2.03	18.50	14.69	2.06	19.49	15.74	2.09	19.99	16.87	2.10	21.48	16.46	2.15	22.48	16.16	2.18
	114.8	16.90	14.56	2.10	17.89	14.42	2.14	18.89	15.49	2.17	19.39	16.64	2.18	20.88	16.25	2.23	21.88	15.97	2.26
FTXS09L + FDXS09L	68.0	20.70	15.83	1.45	21.63	15.55	1.47	22.56	16.38	1.50	23.02	17.35	1.52	24.42	16.76	1.56	25.35	16.34	1.59
	77.0	19.75	15.37	1.53	20.69	15.12	1.56	21.62	15.98	1.59	22.08	16.97	1.60	23.48	16.42	1.65	24.41	16.03	1.68
	86.0	18.81	14.91	1.63	19.74	14.70	1.66	20.68	15.58	1.68	21.14	16.59	1.70	22.54	16.08	1.74	23.47	15.73	1.77
	89.6	18.44	14.73	1.67	19.37	14.53	1.70	20.30	15.43	1.72	20.76	16.44	1.74	22.16	15.95	1.78	23.09	15.61	1.81
	95.0	17.87	14.46	1.73	18.80	14.28	1.76	19.73	15.19	1.79	20.20	16.21	1.80	21.60	15.75	1.85	22.53	15.42	1.87
	104.0	16.93	14.02	1.84	17.86	13.86	1.87	18.79	14.80	1.90	19.26	15.84	1.91	20.66	15.42	1.96	21.59	15.12	1.98
	109.4	16.37	13.76	1.91	17.30	13.61	1.94	18.23	14.57	1.97	18.70	15.62	1.98	20.09	15.23	2.03	21.02	14.94	2.05
	114.8	15.80	13.49	1.98	16.73	13.37	2.01	17.67	14.35	2.04	18.13	15.40	2.06	19.53	15.03	2.10	20.46	14.77	2.13

Combination (Capacity)	Outdoor air temp. EDB	Indoor air temp.:EWB																	
		57.2			60.8			64.4			67.0			71.6			75.2		
		TC	SHC	PI	TC	SHC	PI	TC	SHC	PI	TC	SHC	PI	TC	SHC	PI	TC	SHC	PI
		kBtu/h	kBtu/h	kW	kBtu/h	kBtu/h	kW	kBtu/h	kBtu/h	kW	kBtu/h	kBtu/h	kW	kBtu/h	kBtu/h	kW	kBtu/h	kBtu/h	kW
FDXS09L + FDXS09L	68.0	19.26	14.61	1.37	20.13	14.36	1.40	20.99	15.10	1.43	21.43	15.99	1.44	22.73	15.43	1.48	23.59	15.04	1.51
	77.0	18.39	14.18	1.46	19.25	13.95	1.48	20.12	14.73	1.51	20.55	15.62	1.52	21.85	15.11	1.57	22.72	14.75	1.59
	86.0	17.51	13.76	1.55	18.38	13.56	1.57	19.24	14.36	1.60	19.68	15.27	1.61	20.97	14.80	1.66	21.84	14.47	1.68
	89.6	17.16	13.59	1.58	18.03	13.40	1.61	18.89	14.21	1.64	19.33	15.13	1.65	20.62	14.67	1.69	21.49	14.35	1.72
	95.0	16.63	13.34	1.64	17.50	13.16	1.67	18.37	13.99	1.70	18.80	14.91	1.71	20.10	14.49	1.75	20.97	14.18	1.78
	104.0	15.76	12.92	1.75	16.63	12.77	1.78	17.49	13.63	1.80	17.92	14.57	1.82	19.22	14.18	1.86	20.09	13.90	1.89
	109.4	15.23	12.67	1.81	16.10	12.54	1.84	16.97	13.41	1.87	17.40	14.36	1.88	18.70	14.00	1.92	19.56	13.73	1.95
	114.8	14.71	12.43	1.88	15.57	12.31	1.91	16.44	13.20	1.94	16.87	14.15	1.95	18.17	13.82	1.99	19.04	13.57	2.02
FTXS09L + FTXS12L	68.0	25.82	18.86	1.94	26.98	18.53	1.97	28.14	19.38	2.01	28.72	20.41	2.03	30.46	19.67	2.09	31.62	19.14	2.13
	77.0	24.64	18.27	2.05	25.81	17.97	2.09	26.97	18.86	2.13	27.55	19.91	2.15	29.29	19.23	2.21	30.45	18.74	2.24
	86.0	23.47	17.68	2.18	24.63	17.42	2.22	25.79	18.35	2.26	26.37	19.42	2.28	28.11	18.79	2.33	29.28	18.34	2.37
	89.6	23.00	17.45	2.23	24.16	17.20	2.27	25.32	18.15	2.31	25.90	19.22	2.33	27.65	18.62	2.39	28.81	18.18	2.43
	95.0	22.30	17.10	2.32	23.46	16.88	2.35	24.62	17.84	2.39	25.20	18.93	2.41	26.94	18.36	2.47	28.10	17.94	2.51
	104.0	21.12	16.53	2.46	22.29	16.34	2.50	23.45	17.34	2.54	24.03	18.45	2.56	25.77	17.93	2.62	26.93	17.55	2.66
	109.4	20.42	16.19	2.56	21.58	16.03	2.60	22.74	17.05	2.64	23.32	18.16	2.65	25.06	17.68	2.71	26.23	17.32	2.75
	114.8	19.72	15.86	2.66	20.88	15.71	2.69	22.04	16.75	2.73	22.62	17.88	2.75	24.36	17.43	2.81	25.52	17.09	2.85
FTXS09L + FDXS12L	68.0	24.18	17.52	1.83	25.27	17.21	1.87	26.35	17.98	1.90	26.90	18.91	1.92	28.53	18.22	1.98	29.61	17.72	2.01
	77.0	23.08	16.96	1.94	24.17	16.68	1.98	25.25	17.49	2.01	25.80	18.44	2.03	27.43	17.80	2.09	28.52	17.33	2.12
	86.0	21.98	16.41	2.06	23.07	16.16	2.10	24.16	17.00	2.13	24.70	17.97	2.15	26.33	17.38	2.21	27.42	16.96	2.24
	89.6	21.54	16.19	2.11	22.63	15.96	2.15	23.72	16.81	2.18	24.26	17.79	2.20	25.89	17.22	2.26	26.98	16.81	2.29
	95.0	20.88	15.86	2.19	21.97	15.65	2.23	23.06	16.52	2.26	23.60	17.51	2.28	25.23	16.98	2.34	26.32	16.59	2.37
	104.0	19.78	15.32	2.33	20.87	15.15	2.37	21.96	16.05	2.40	22.50	17.06	2.42	24.13	16.57	2.48	25.22	16.22	2.51
	109.4	19.12	15.00	2.42	20.21	14.85	2.46	21.30	15.77	2.49	21.84	16.79	2.51	23.47	16.34	2.57	24.56	16.00	2.60
	114.8	18.46	14.68	2.51	19.55	14.55	2.55	20.64	15.50	2.59	21.18	16.52	2.60	22.81	16.10	2.66	23.90	15.78	2.69
FDXS09L + FTXS12L	68.0	24.18	17.55	1.79	25.27	17.24	1.83	26.35	18.02	1.86	26.90	18.96	1.88	28.53	18.26	1.93	29.61	17.76	1.97
	77.0	23.08	16.99	1.90	24.17	16.72	1.93	25.25	17.53	1.97	25.80	18.49	1.99	27.43	17.84	2.04	28.52	17.38	2.08
	86.0	21.98	16.44	2.02	23.07	16.20	2.05	24.16	17.04	2.09	24.70	18.02	2.11	26.33	17.43	2.16	27.42	17.01	2.19
	89.6	21.54	16.22	2.07	22.63	15.99	2.10	23.72	16.85	2.14	24.26	17.84	2.15	25.89	17.27	2.21	26.98	16.86	2.24
	95.0	20.88	15.90	2.14	21.97	15.69	2.18	23.06	16.57	2.21	23.60	17.56	2.23	25.23	17.03	2.29	26.32	16.64	2.32
	104.0	19.78	15.36	2.28	20.87	15.18	2.32	21.96	16.10	2.35	22.50	17.11	2.37	24.13	16.63	2.42	25.22	16.27	2.46
	109.4	19.12	15.04	2.37	20.21	14.88	2.40	21.30	15.82	2.44	21.84	16.84	2.46	23.47	16.39	2.51	24.56	16.05	2.55
	114.8	18.46	14.72	2.46	19.55	14.59	2.49	20.64	15.54	2.53	21.18	16.57	2.55	22.81	16.15	2.60	23.90	15.84	2.64
FDXS09L + FDXS12L	68.0	22.44	16.16	1.69	23.45	15.88	1.73	24.45	16.57	1.76	24.96	17.41	1.78	26.47	16.76	1.83	27.48	16.30	1.86
	77.0	21.42	15.64	1.80	22.43	15.38	1.83	23.43	16.11	1.86	23.94	16.97	1.88	25.45	16.37	1.93	26.46	15.94	1.97
	86.0	20.40	15.12	1.91	21.41	14.90	1.94	22.42	15.65	1.97	22.92	16.53	1.99	24.43	15.99	2.04	25.44	15.59	2.08
	89.6	19.99	14.92	1.95	21.00	14.71	1.99	22.01	15.47	2.02	22.51	16.36	2.04	24.03	15.83	2.09	25.03	15.45	2.12
	95.0	19.38	14.61	2.03	20.39	14.42	2.06	21.40	15.21	2.10	21.90	16.10	2.11	23.41	15.61	2.16	24.42	15.24	2.20
	104.0	18.36	14.11	2.16	19.37	13.95	2.19	20.38	14.77	2.22	20.88	15.68	2.24	22.39	15.23	2.29	23.40	14.90	2.33
	109.4	17.75	13.81	2.24	18.75	13.67	2.27	19.76	14.51	2.31	20.27	15.43	2.32	21.78	15.01	2.37	22.79	14.70	2.41
	114.8	17.13	13.51	2.33	18.14	13.39	2.36	19.15	14.25	2.39	19.66	15.18	2.41	21.17	14.79	2.46	22.18	14.49	2.49
FTXS09L + FTXS15L	68.0	29.51	22.67	2.09	30.83	22.28	2.13	32.16	23.48	2.17	32.82	24.89	2.19	34.81	24.05	2.25	36.14	23.45	2.30
	77.0	28.16	22.02	2.21	29.49	21.67	2.26	30.82	22.91	2.30	31.48	24.35	2.32	33.47	23.56	2.38	34.80	23.01	2.42
	86.0	26.82	21.38	2.35	28.15	21.07	2.39	29.48	22.35	2.43	30.14	23.80	2.45	32.13	23.09	2.52	33.46	22.58	2.56
	89.6	26.29	21.12	2.41	27.61	20.83	2.45	28.94	22.13	2.49	29.60	23.59	2.51	31.59	22.90	2.57	32.92	22.41	2.62
	95.0	25.48	20.74	2.50	26.81	20.47	2.54	28.14	21.79	2.58	28.80	23.27	2.60	30.79	22.62	2.67	32.12	22.15	2.71
	104.0	24.14	20.11	2.66	25.47	19.88	2.70	26.80	21.24	2.74	27.46	22.74	2.76	29.45	22.15	2.82	30.78	21.72	2.87
	109.4	23.34	19.73	2.76	24.66	19.53	2.80	25.99	20.92	2.84	26.65	22.42	2.86	28.64	21.87	2.93	29.97	21.47	2.97
	114.8	22.53	19.36	2.86	23.86	19.18	2.91	25.19	20.59	2.95	25.85	22.11	2.97	27.84	21.59	3.03	29.17	21.22	3.07

Combination (Capacity)	Outdoor air temp. EDB	Indoor air temp.:EWB																	
		57.2			60.8			64.4			67.0			71.6			75.2		
		TC	SHC	PI	TC	SHC	PI	TC	SHC	PI	TC	SHC	PI	TC	SHC	PI	TC	SHC	PI
		kBtu/h	kBtu/h	kW	kBtu/h	kBtu/h	kW	kBtu/h	kBtu/h	kW	kBtu/h	kBtu/h	kW	kBtu/h	kBtu/h	kW	kBtu/h	kBtu/h	kW
FTXS09L + CDXS15L	68.0	27.56	20.24	2.12	28.80	19.88	2.16	30.04	20.82	2.20	30.66	21.94	2.23	32.52	21.15	2.29	33.76	20.58	2.33
	77.0	26.31	19.61	2.25	27.55	19.29	2.29	28.79	20.26	2.33	29.41	21.41	2.35	31.26	20.68	2.42	32.50	20.15	2.46
	86.0	25.05	18.99	2.39	26.29	18.71	2.43	27.53	19.72	2.47	28.15	20.88	2.49	30.01	20.21	2.56	31.25	19.73	2.60
	89.6	24.55	18.74	2.45	25.79	18.48	2.49	27.03	19.50	2.53	27.65	20.68	2.55	29.51	20.03	2.61	30.75	19.56	2.66
	95.0	23.80	18.37	2.54	25.04	18.13	2.58	26.28	19.18	2.62	26.90	20.37	2.64	28.76	19.76	2.71	30.00	19.31	2.75
	104.0	22.55	17.76	2.70	23.79	17.56	2.74	25.03	18.65	2.78	25.65	19.85	2.80	27.51	19.30	2.87	28.75	18.90	2.91
	109.4	21.80	17.40	2.80	23.04	17.22	2.84	24.28	18.34	2.89	24.90	19.55	2.91	26.75	19.04	2.97	27.99	18.65	3.01
	114.8	21.05	17.05	2.91	22.29	16.89	2.95	23.52	18.02	2.99	24.14	19.25	3.01	26.00	18.77	3.08	27.24	18.41	3.12
FDXS09L + FTXS15L	68.0	27.56	21.21	1.93	28.80	20.84	1.97	30.04	21.97	2.00	30.66	23.29	2.02	32.52	22.50	2.08	33.76	21.95	2.12
	77.0	26.31	20.60	2.04	27.55	20.27	2.08	28.79	21.43	2.12	29.41	22.78	2.14	31.26	22.05	2.20	32.50	21.54	2.24
	86.0	25.05	19.99	2.17	26.29	19.71	2.21	27.53	20.91	2.25	28.15	22.27	2.27	30.01	21.60	2.32	31.25	21.13	2.36
	89.6	24.55	19.76	2.22	25.79	19.48	2.26	27.03	20.70	2.30	27.65	22.07	2.32	29.51	21.43	2.38	30.75	20.97	2.42
	95.0	23.80	19.40	2.31	25.04	19.15	2.34	26.28	20.39	2.38	26.90	21.77	2.40	28.76	21.16	2.46	30.00	20.73	2.50
	104.0	22.55	18.81	2.45	23.79	18.60	2.49	25.03	19.88	2.53	25.65	21.28	2.55	27.51	20.73	2.61	28.75	20.33	2.65
	109.4	21.80	18.46	2.55	23.04	18.27	2.59	24.28	19.57	2.62	24.90	20.99	2.64	26.75	20.47	2.70	27.99	20.09	2.74
	114.8	21.05	18.11	2.64	22.29	17.94	2.68	23.52	19.27	2.72	24.14	20.69	2.74	26.00	20.21	2.80	27.24	19.86	2.84
FDXS09L + CDXS15L	68.0	25.61	18.77	1.98	26.76	18.44	2.01	27.92	19.30	2.05	28.49	20.34	2.07	30.22	19.60	2.13	31.37	19.08	2.17
	77.0	24.45	18.19	2.09	25.60	17.89	2.13	26.75	18.79	2.17	27.33	19.84	2.19	29.06	19.16	2.25	30.21	18.68	2.29
	86.0	23.28	17.61	2.22	24.44	17.35	2.26	25.59	18.28	2.30	26.16	19.35	2.32	27.89	18.73	2.38	29.04	18.28	2.42
	89.6	22.82	17.38	2.28	23.97	17.13	2.32	25.12	18.08	2.36	25.70	19.16	2.38	27.43	18.56	2.44	28.58	18.13	2.48
	95.0	22.12	17.03	2.36	23.27	16.81	2.40	24.42	17.78	2.44	25.00	18.87	2.46	26.73	18.30	2.52	27.88	17.89	2.56
	104.0	20.96	16.47	2.52	22.11	16.28	2.55	23.26	17.28	2.59	23.84	18.40	2.61	25.56	17.88	2.67	26.72	17.51	2.71
	109.4	20.26	16.13	2.61	21.41	15.97	2.65	22.56	16.99	2.69	23.14	18.11	2.71	24.87	17.63	2.77	26.02	17.28	2.81
	114.8	19.56	15.80	2.71	20.71	15.65	2.75	21.86	16.70	2.79	22.44	17.83	2.81	24.17	17.39	2.87	25.32	17.05	2.91
FTXS09L + FTXS18L	68.0	32.27	24.17	2.39	33.72	23.74	2.44	35.17	24.93	2.49	35.90	26.34	2.51	38.08	25.42	2.58	39.53	24.76	2.63
	77.0	30.81	23.44	2.54	32.26	23.06	2.58	33.71	24.29	2.63	34.43	25.73	2.66	36.61	24.88	2.73	38.06	24.27	2.78
	86.0	29.34	22.72	2.69	30.79	22.39	2.74	32.24	23.67	2.79	32.97	25.13	2.81	35.14	24.34	2.88	36.59	23.78	2.93
	89.6	28.75	22.43	2.76	30.20	22.12	2.81	31.65	23.42	2.86	32.38	24.89	2.88	34.56	24.13	2.95	36.01	23.59	3.00
	95.0	27.87	22.01	2.86	29.32	21.72	2.91	30.77	23.05	2.96	31.50	24.53	2.98	33.68	23.82	3.05	35.13	23.30	3.10
	104.0	26.41	21.31	3.05	27.86	21.07	3.09	29.31	22.44	3.14	30.03	23.94	3.17	32.21	23.30	3.24	33.66	22.83	3.29
	109.4	25.53	20.89	3.16	26.98	20.68	3.21	28.43	22.07	3.26	29.15	23.59	3.28	31.33	22.99	3.35	32.78	22.54	3.40
	114.8	24.65	20.48	3.28	26.10	20.29	3.33	27.55	21.71	3.38	28.27	23.24	3.40	30.45	22.68	3.47	31.90	22.26	3.52
FTXS09L + CDXS18L	68.0	30.43	21.72	2.57	31.80	21.33	2.62	33.16	22.23	2.67	33.85	23.33	2.70	35.90	22.45	2.77	37.27	21.82	2.83
	77.0	29.05	21.00	2.72	30.41	20.66	2.78	31.78	21.60	2.83	32.47	22.72	2.85	34.52	21.91	2.93	35.89	21.33	2.98
	86.0	27.66	20.29	2.89	29.03	19.99	2.94	30.40	20.98	3.00	31.08	22.12	3.02	33.14	21.38	3.10	34.50	20.84	3.15
	89.6	27.11	20.01	2.96	28.48	19.73	3.02	29.85	20.73	3.07	30.53	21.89	3.09	32.58	21.17	3.17	33.95	20.65	3.22
	95.0	26.28	19.60	3.08	27.65	19.34	3.13	29.02	20.36	3.18	29.70	21.53	3.20	31.75	20.86	3.28	33.12	20.37	3.33
	104.0	24.90	18.91	3.27	26.26	18.69	3.32	27.63	19.76	3.37	28.32	20.95	3.40	30.37	20.35	3.48	31.74	19.89	3.53
	109.4	24.07	18.50	3.40	25.43	18.31	3.45	26.80	19.40	3.50	27.49	20.61	3.52	29.54	20.04	3.60	30.91	19.62	3.65
	114.8	23.24	18.10	3.53	24.61	17.93	3.58	25.97	19.05	3.63	26.66	20.27	3.65	28.71	19.74	3.73	30.08	19.34	3.78
FDXS09L + FTXS18L	68.0	30.43	22.75	2.28	31.80	22.35	2.33	33.16	23.46	2.37	33.85	24.79	2.39	35.90	23.92	2.46	37.27	23.30	2.51
	77.0	29.05	22.06	2.42	30.41	21.71	2.46	31.78	22.86	2.51	32.47	24.21	2.53	34.52	23.41	2.60	35.89	22.83	2.65
	86.0	27.66	21.38	2.57	29.03	21.07	2.61	30.40	22.27	2.66	31.08	23.64	2.68	33.14	22.90	2.75	34.50	22.37	2.79
	89.6	27.11	21.12	2.63	28.48	20.82	2.68	29.85	22.04	2.72	30.53	23.41	2.74	32.58	22.70	2.81	33.95	22.19	2.86
	95.0	26.28	20.71	2.73	27.65	20.44	2.77	29.02	21.69	2.82	29.70	23.08	2.84	31.75	22.40	2.91	33.12	21.92	2.96
	104.0	24.90	20.05	2.90	26.26	19.82	2.95	27.63	21.11	2.99	28.32	22.52	3.02	30.37	21.91	3.09	31.74	21.47	3.13
	109.4	24.07	19.66	3.01	25.43	19.46	3.06	26.80	20.76	3.11	27.49	22.19	3.13	29.54	21.62	3.20	30.91	21.20	3.24
	114.8	23.24	19.27	3.13	24.61	19.09	3.17	25.97	20.42	3.22	26.66	21.86	3.24	28.71	21.33	3.31	30.08	20.94	3.36

Combination (Capacity)	Outdoor air temp. EDB	Indoor air temp.:EWB																	
		57.2			60.8			64.4			67.0			71.6			75.2		
		TC	SHC	PI	TC	SHC	PI	TC	SHC	PI	TC	SHC	PI	TC	SHC	PI	TC	SHC	PI
		kBtu/h	kBtu/h	kW	kBtu/h	kBtu/h	kW	kBtu/h	kBtu/h	kW	kBtu/h	kBtu/h	kW	kBtu/h	kBtu/h	kW	kBtu/h	kBtu/h	kW
FDXS09L + CDXS18L	68.0	28.48	20.26	2.34	29.76	19.90	2.39	31.04	20.72	2.44	31.68	21.73	2.46	33.60	20.91	2.53	34.89	20.31	2.58
	77.0	27.19	19.58	2.49	28.47	19.26	2.53	29.75	20.12	2.58	30.39	21.16	2.60	32.31	20.40	2.67	33.59	19.85	2.72
	86.0	25.89	18.92	2.64	27.17	18.64	2.69	28.45	19.54	2.73	29.09	20.60	2.76	31.02	19.90	2.83	32.30	19.40	2.87
	89.6	25.37	18.65	2.70	26.66	18.39	2.75	27.94	19.31	2.80	28.58	20.37	2.82	30.50	19.71	2.89	31.78	19.22	2.94
	95.0	24.60	18.26	2.81	25.88	18.02	2.85	27.16	18.97	2.90	27.80	20.04	2.92	29.72	19.41	2.99	31.00	18.95	3.04
	104.0	23.30	17.62	2.99	24.58	17.42	3.03	25.87	18.40	3.08	26.51	19.50	3.10	28.43	18.93	3.17	29.71	18.51	3.22
	109.4	22.53	17.23	3.10	23.81	17.06	3.15	25.09	18.06	3.19	25.73	19.17	3.22	27.65	18.64	3.29	28.93	18.24	3.33
	114.8	21.75	16.85	3.22	23.03	16.70	3.26	24.31	17.73	3.31	24.95	18.85	3.33	26.87	18.36	3.40	28.15	17.98	3.45
FTXS09L + FTXS24L	68.0	36.68	26.84	2.75	38.33	26.37	2.81	39.98	27.58	2.86	40.80	29.06	2.89	43.27	28.00	2.97	44.92	27.25	3.03
	77.0	35.01	26.00	2.92	36.66	25.57	2.97	38.31	26.85	3.03	39.13	28.35	3.06	41.61	27.38	3.14	43.26	26.68	3.19
	86.0	33.34	25.16	3.10	34.99	24.79	3.16	36.64	26.12	3.21	37.47	27.65	3.24	39.94	26.76	3.32	41.59	26.11	3.38
	89.6	32.68	24.83	3.18	34.33	24.49	3.23	35.98	25.83	3.29	36.80	27.37	3.31	39.27	26.51	3.40	40.92	25.89	3.45
	95.0	31.68	24.34	3.30	33.33	24.02	3.35	34.98	25.40	3.41	35.80	26.96	3.43	38.27	26.14	3.52	39.92	25.55	3.57
	104.0	30.01	23.53	3.51	31.66	23.26	3.56	33.31	24.69	3.62	34.13	26.27	3.64	36.61	25.54	3.73	38.26	25.00	3.78
	109.4	29.01	23.05	3.64	30.66	22.81	3.70	32.31	24.27	3.75	33.13	25.87	3.78	35.61	25.18	3.86	37.26	24.68	3.91
	114.8	28.01	22.57	3.78	29.66	22.36	3.83	31.31	23.85	3.89	32.13	25.47	3.92	34.61	24.83	4.00	36.26	24.35	4.05
FTXS09L + CDXS24L	68.0	35.45	25.58	3.20	37.04	25.13	3.26	38.64	26.23	3.32	39.43	27.57	3.36	41.82	26.55	3.45	43.42	25.82	3.51
	77.0	33.84	24.75	3.39	35.43	24.35	3.45	37.03	25.50	3.52	37.82	26.88	3.55	40.21	25.93	3.64	41.81	25.26	3.71
	86.0	32.23	23.94	3.60	33.82	23.59	3.66	35.41	24.79	3.73	36.21	26.19	3.76	38.60	25.33	3.85	40.20	24.70	3.92
	89.6	31.58	23.62	3.69	33.18	23.28	3.75	34.77	24.51	3.81	35.57	25.92	3.85	37.96	25.09	3.94	39.55	24.48	4.01
	95.0	30.61	23.13	3.83	32.21	22.83	3.89	33.80	24.09	3.95	34.60	25.51	3.98	36.99	24.73	4.08	38.59	24.15	4.14
	104.0	29.00	22.34	4.07	30.60	22.09	4.13	32.19	23.39	4.20	32.99	24.84	4.23	35.38	24.13	4.32	36.97	23.61	4.39
	109.4	28.04	21.87	4.22	29.63	21.65	4.29	31.23	22.98	4.35	32.02	24.44	4.38	34.41	23.78	4.48	36.01	23.29	4.54
	114.8	27.07	21.40	4.39	28.66	21.21	4.45	30.26	22.57	4.51	31.06	24.05	4.54	33.45	23.43	4.64	35.04	22.97	4.70
FDXS09L + FTXS24L	68.0	35.45	25.74	2.90	37.04	25.28	2.96	38.64	26.42	3.01	39.43	27.80	3.04	41.82	26.78	3.13	43.42	26.05	3.19
	77.0	33.84	24.92	3.07	35.43	24.51	3.13	37.03	25.70	3.19	37.82	27.11	3.22	40.21	26.17	3.30	41.81	25.49	3.36
	86.0	32.23	24.11	3.26	33.82	23.75	3.32	35.41	24.99	3.38	36.21	26.43	3.41	38.60	25.56	3.49	40.20	24.94	3.55
	89.6	31.58	23.79	3.34	33.18	23.45	3.40	34.77	24.71	3.46	35.57	26.16	3.49	37.96	25.32	3.58	39.55	24.72	3.63
	95.0	30.61	23.31	3.47	32.21	23.00	3.53	33.80	24.29	3.58	34.60	25.75	3.61	36.99	24.97	3.70	38.59	24.40	3.76
	104.0	29.00	22.52	3.69	30.60	22.26	3.75	32.19	23.60	3.81	32.99	25.09	3.84	35.38	24.38	3.92	36.97	23.86	3.98
	109.4	28.04	22.05	3.83	29.63	21.83	3.89	31.23	23.19	3.95	32.02	24.69	3.98	34.41	24.03	4.06	36.01	23.54	4.12
	114.8	27.07	21.59	3.98	28.66	21.39	4.04	30.26	22.79	4.09	31.06	24.30	4.12	33.45	23.68	4.21	35.04	23.22	4.27
FDXS09L + CDXS24L	68.0	34.12	24.43	3.06	35.65	24.00	3.12	37.18	25.02	3.18	37.95	26.27	3.21	40.25	25.29	3.30	41.79	24.58	3.36
	77.0	32.57	23.63	3.24	34.10	23.25	3.30	35.63	24.32	3.37	36.40	25.60	3.40	38.70	24.69	3.49	40.24	24.03	3.55
	86.0	31.02	22.84	3.44	32.55	22.51	3.51	34.08	23.62	3.57	34.85	24.93	3.60	37.15	24.10	3.69	38.69	23.49	3.75
	89.6	30.39	22.53	3.53	31.93	22.21	3.59	33.46	23.35	3.65	34.23	24.66	3.68	36.53	23.86	3.77	38.07	23.28	3.83
	95.0	29.46	22.06	3.66	31.00	21.77	3.72	32.53	22.94	3.78	33.30	24.27	3.81	35.60	23.52	3.91	37.14	22.96	3.97
	104.0	27.91	21.29	3.90	29.45	21.05	3.96	30.98	22.27	4.02	31.75	23.62	4.05	34.05	22.94	4.14	35.58	22.44	4.20
	109.4	26.98	20.84	4.04	28.52	20.62	4.10	30.05	21.87	4.17	30.82	23.24	4.20	33.12	22.60	4.29	34.65	22.12	4.35
	114.8	26.05	20.39	4.20	27.59	20.20	4.26	29.12	21.47	4.32	29.89	22.85	4.35	32.19	22.26	4.44	33.72	21.82	4.50
FTXS12L + FTXS12L	68.0	29.51	20.77	2.38	30.83	20.40	2.43	32.16	21.19	2.48	32.82	22.19	2.50	34.81	21.34	2.58	36.14	20.72	2.62
	77.0	28.16	20.06	2.53	29.49	19.73	2.58	30.82	20.57	2.62	31.48	21.59	2.65	33.47	20.80	2.72	34.80	20.23	2.77
	86.0	26.82	19.36	2.68	28.15	19.07	2.73	29.48	19.96	2.78	30.14	21.00	2.80	32.13	20.28	2.88	33.46	19.75	2.92
	89.6	26.29	19.08	2.75	27.61	18.81	2.80	28.94	19.72	2.85	29.60	20.77	2.87	31.59	20.07	2.94	32.92	19.56	2.99
	95.0	25.48	18.67	2.85	26.81	18.43	2.90	28.14	19.36	2.95	28.80	20.42	2.97	30.79	19.77	3.04	32.12	19.28	3.09
	104.0	24.14	17.99	3.04	25.47	17.79	3.08	26.80	18.76	3.13	27.46	19.85	3.16	29.45	19.26	3.23	30.78	18.82	3.27
	109.4	23.34	17.59	3.15	24.66	17.42	3.20	25.99	18.41	3.25	26.65	19.51	3.27	28.64	18.96	3.34	29.97	18.54	3.39
	114.8	22.53	17.20	3.27	23.86	17.04	3.32	25.19	18.06	3.37	25.85	19.17	3.39	27.84	18.66	3.46	29.17	18.27	3.51

Combination (Capacity)	Outdoor air temp. EDB	Indoor air temp.:EWB																		
		57.2			60.8			64.4			67.0			71.6			75.2		
		TC	SHC	PI	TC	SHC	PI	TC	SHC	PI	TC	SHC	PI	TC	SHC	PI	TC	SHC	PI
		kBtu/h	kBtu/h	kW	kBtu/h	kBtu/h	kW	kBtu/h	kBtu/h	kW	kBtu/h	kBtu/h	kW	kBtu/h	kBtu/h	kW	kBtu/h	kBtu/h	kW
FDXS12L + FTXS12L	68.0	27.26	19.12	2.17	28.80	18.94	2.26	30.04	19.65	2.30	30.66	20.55	2.33	32.52	19.76	2.39	33.76	19.18	2.44
	77.0	26.31	18.61	2.35	27.55	18.31	2.39	28.79	19.07	2.44	29.41	19.99	2.46	31.26	19.25	2.53	32.50	18.72	2.57
	86.0	25.05	17.95	2.50	26.29	17.69	2.54	27.53	18.49	2.58	28.15	19.43	2.61	30.01	18.76	2.67	31.25	18.27	2.72
	89.6	24.55	17.69	2.56	25.79	17.45	2.60	27.03	18.26	2.64	27.65	19.21	2.67	29.51	18.57	2.73	30.75	18.09	2.78
	95.0	23.80	17.31	2.65	25.04	17.08	2.70	26.28	17.92	2.74	26.90	18.88	2.76	28.76	18.28	2.83	30.00	17.82	2.87
	104.0	22.55	16.67	2.82	23.79	16.48	2.87	25.03	17.36	2.91	25.65	18.35	2.93	27.51	17.80	3.00	28.75	17.38	3.04
	109.4	21.80	16.29	2.93	23.04	16.13	2.97	24.28	17.03	3.02	24.90	18.03	3.04	26.75	17.51	3.11	27.99	17.13	3.15
	114.8	21.05	15.92	3.04	22.29	15.78	3.09	23.52	16.70	3.13	24.14	17.71	3.15	26.00	17.23	3.22	27.24	16.87	3.26
FDXS12L + FDXS12L	68.0	24.59	17.24	1.94	26.76	17.48	2.14	27.92	18.12	2.18	28.49	18.92	2.20	30.22	18.18	2.26	31.37	17.64	2.30
	77.0	24.45	17.17	2.22	25.60	16.89	2.26	26.75	17.56	2.31	27.33	18.39	2.33	29.06	17.71	2.39	30.21	17.21	2.43
	86.0	23.28	16.55	2.36	24.44	16.31	2.40	25.59	17.02	2.44	26.16	17.87	2.46	27.89	17.24	2.53	29.04	16.78	2.57
	89.6	22.82	16.31	2.42	23.97	16.08	2.46	25.12	16.81	2.50	25.70	17.66	2.52	27.43	17.06	2.58	28.58	16.61	2.63
	95.0	22.12	15.95	2.51	23.27	15.74	2.55	24.42	16.49	2.59	25.00	17.35	2.61	26.73	16.79	2.68	27.88	16.37	2.72
	104.0	20.96	15.35	2.67	22.11	15.18	2.71	23.26	15.96	2.75	23.84	16.85	2.77	25.56	16.34	2.84	26.72	15.95	2.88
	109.4	20.26	14.99	2.77	21.41	14.85	2.81	22.56	15.65	2.85	23.14	16.55	2.87	24.87	16.07	2.94	26.02	15.71	2.98
	114.8	19.56	14.64	2.88	20.71	14.52	2.92	21.86	15.34	2.96	22.44	16.25	2.98	24.17	15.81	3.04	25.32	15.47	3.08
FTXS12L + FTXS15L	68.0	32.27	24.02	2.40	33.72	23.60	2.45	35.17	24.76	2.50	35.90	26.14	2.52	38.08	25.22	2.59	39.53	24.56	2.64
	77.0	30.81	23.29	2.55	32.26	22.92	2.59	33.71	24.12	2.64	34.43	25.53	2.67	36.61	24.67	2.74	38.06	24.06	2.78
	86.0	29.34	22.57	2.70	30.79	22.24	2.75	32.24	23.49	2.80	32.97	24.92	2.82	35.14	24.14	2.89	36.59	23.57	2.94
	89.6	28.75	22.28	2.77	30.20	21.97	2.82	31.65	23.24	2.87	32.38	24.68	2.89	34.56	23.92	2.96	36.01	23.38	3.01
	95.0	27.87	21.86	2.87	29.32	21.57	2.92	30.77	22.87	2.97	31.50	24.32	2.99	33.68	23.61	3.06	35.13	23.09	3.11
	104.0	26.41	21.15	3.06	27.86	20.91	3.11	29.31	22.25	3.15	30.03	23.73	3.18	32.21	23.08	3.25	33.66	22.61	3.30
	109.4	25.53	20.73	3.17	26.98	20.52	3.22	28.43	21.89	3.27	29.15	23.38	3.29	31.33	22.77	3.36	32.78	22.33	3.41
	114.8	24.65	20.32	3.29	26.10	20.13	3.34	27.55	21.52	3.39	28.27	23.03	3.41	30.45	22.46	3.49	31.90	22.05	3.53
FTXS12L + CDXS15L	68.0	30.43	21.70	2.53	31.80	21.31	2.58	33.16	22.20	2.63	33.85	23.30	2.66	35.90	22.42	2.73	37.27	21.79	2.78
	77.0	29.05	20.98	2.68	30.41	20.64	2.73	31.78	21.57	2.78	32.47	22.69	2.81	34.52	21.88	2.88	35.89	21.30	2.93
	86.0	27.66	20.27	2.85	29.03	19.97	2.90	30.40	20.95	2.95	31.08	22.09	2.97	33.14	21.35	3.05	34.50	20.81	3.10
	89.6	27.11	19.99	2.92	28.48	19.71	2.97	29.85	20.71	3.02	30.53	21.86	3.04	32.58	21.14	3.12	33.95	20.62	3.17
	95.0	26.28	19.57	3.03	27.65	19.32	3.08	29.02	20.34	3.13	29.70	21.50	3.15	31.75	20.83	3.23	33.12	20.33	3.28
	104.0	24.90	18.89	3.22	26.26	18.67	3.27	27.63	19.74	3.32	28.32	20.92	3.35	30.37	20.32	3.42	31.74	19.86	3.47
	109.4	24.07	18.48	3.34	25.43	18.29	3.39	26.80	19.38	3.44	27.49	20.58	3.47	29.54	20.01	3.55	30.91	19.58	3.60
	114.8	23.24	18.07	3.47	24.61	17.91	3.52	25.97	19.02	3.57	26.66	20.23	3.60	28.71	19.71	3.67	30.08	19.31	3.72
FDXS12L + FTXS15L	68.0	30.43	22.57	2.33	31.80	22.17	2.38	33.16	23.25	2.42	33.85	24.54	2.44	35.90	23.66	2.51	37.27	23.04	2.56
	77.0	29.05	21.88	2.47	30.41	21.53	2.52	31.78	22.65	2.56	32.47	23.96	2.58	34.52	23.15	2.65	35.89	22.58	2.70
	86.0	27.66	21.20	2.62	29.03	20.89	2.67	30.40	22.05	2.71	31.08	23.38	2.74	33.14	22.64	2.81	34.50	22.11	2.85
	89.6	27.11	20.93	2.69	28.48	20.63	2.73	29.85	21.81	2.78	30.53	23.16	2.80	32.58	22.44	2.87	33.95	21.93	2.92
	95.0	26.28	20.52	2.79	27.65	20.26	2.83	29.02	21.46	2.88	29.70	22.82	2.90	31.75	22.14	2.97	33.12	21.66	3.02
	104.0	24.90	19.86	2.97	26.26	19.63	3.01	27.63	20.88	3.06	28.32	22.26	3.08	30.37	21.65	3.15	31.74	21.20	3.20
	109.4	24.07	19.46	3.08	25.43	19.26	3.12	26.80	20.53	3.17	27.49	21.92	3.19	29.54	21.35	3.26	30.91	20.93	3.31
	114.8	23.24	19.07	3.20	24.61	18.89	3.24	25.97	20.19	3.29	26.66	21.59	3.31	28.71	21.06	3.38	30.08	20.67	3.43
FDXS12L + CDXS15L	68.0	28.48	20.21	2.35	29.76	19.85	2.40	31.04	20.65	2.45	31.68	21.66	2.47	33.60	20.83	2.54	34.89	20.24	2.59
	77.0	27.19	19.53	2.49	28.47	19.21	2.54	29.75	20.06	2.59	30.39	21.08	2.61	32.31	20.33	2.68	33.59	19.78	2.73
	86.0	25.89	18.86	2.65	27.17	18.59	2.70	28.45	19.48	2.74	29.09	20.52	2.77	31.02	19.83	2.84	32.30	19.32	2.88
	89.6	25.37	18.60	2.71	26.66	18.34	2.76	27.94	19.24	2.81	28.58	20.30	2.83	30.50	19.63	2.90	31.78	19.14	2.95
	95.0	24.60	18.21	2.82	25.88	17.97	2.86	27.16	18.90	2.91	27.80	19.96	2.93	29.72	19.33	3.00	31.00	18.87	3.05
	104.0	23.30	17.56	3.00	24.58	17.36	3.04	25.87	18.33	3.09	26.51	19.42	3.11	28.43	18.85	3.18	29.71	18.43	3.23
	109.4	22.53	17.17	3.11	23.81	17.00	3.16	25.09	18.00	3.20	25.73	19.09	3.23	27.65	18.56	3.30	28.93	18.16	3.34
	114.8	21.75	16.79	3.23	23.03	16.64	3.28	24.31	17.66	3.32	24.95	18.77	3.35	26.87	18.28	3.42	28.15	17.90	3.46

Combination (Capacity)	Outdoor air temp. EDB	Indoor air temp.:EWB																		
		57.2			60.8			64.4			67.0			71.6			75.2		
		TC	SHC	PI	TC	SHC	PI	TC	SHC	PI	TC	SHC	PI	TC	SHC	PI	TC	SHC	PI
		kBtu/h	kBtu/h	kW	kBtu/h	kBtu/h	kW	kBtu/h	kBtu/h	kW	kBtu/h	kBtu/h	kW	kBtu/h	kBtu/h	kW	kBtu/h	kBtu/h	kW
FTXS12L + FTXS18L	68.0	34.42	25.23	2.67	35.97	24.78	2.73	37.52	25.94	2.78	38.29	27.33	2.81	40.62	26.34	2.89	42.16	25.63	2.94
	77.0	32.86	24.44	2.83	34.41	24.04	2.89	35.96	25.24	2.94	36.73	26.66	2.97	39.05	25.75	3.05	40.60	25.10	3.10
	86.0	31.29	23.66	3.01	32.84	23.31	3.06	34.39	24.56	3.12	35.16	26.01	3.14	37.49	25.17	3.22	39.03	24.57	3.28
	89.6	30.67	23.35	3.08	32.22	23.02	3.14	33.76	24.29	3.19	34.54	25.75	3.22	36.86	24.94	3.30	38.41	24.35	3.35
	95.0	29.73	22.89	3.20	31.28	22.59	3.25	32.83	23.89	3.31	33.60	25.36	3.33	35.92	24.60	3.41	37.47	24.04	3.47
	104.0	28.17	22.13	3.40	29.71	21.88	3.46	31.26	23.23	3.51	32.04	24.72	3.54	34.36	24.03	3.62	35.91	23.52	3.67
	109.4	27.23	21.68	3.53	28.77	21.45	3.59	30.32	22.83	3.64	31.10	24.34	3.67	33.42	23.69	3.75	34.97	23.22	3.80
	114.8	26.29	21.23	3.67	27.84	21.03	3.72	29.38	22.44	3.78	30.16	23.96	3.80	32.48	23.36	3.88	34.03	22.91	3.94
FTXS12L + CDXS18L	68.0	32.52	22.81	2.77	34.37	22.59	2.90	35.84	23.45	2.96	36.58	24.53	2.98	38.80	23.57	3.07	40.28	22.88	3.13
	77.0	31.39	22.21	3.01	32.87	21.85	3.07	34.35	22.75	3.13	35.09	23.85	3.16	37.31	22.97	3.24	38.79	22.33	3.30
	86.0	29.90	21.42	3.20	31.38	21.11	3.26	32.86	22.06	3.31	33.59	23.19	3.34	35.81	22.39	3.43	37.29	21.79	3.48
	89.6	29.30	21.11	3.28	30.78	20.82	3.34	32.26	21.79	3.39	33.00	22.92	3.42	35.22	22.15	3.51	36.69	21.58	3.56
	95.0	28.40	20.65	3.40	29.88	20.38	3.46	31.36	21.38	3.52	32.10	22.53	3.54	34.32	21.81	3.63	35.80	21.26	3.69
	104.0	26.91	19.89	3.62	28.39	19.67	3.68	29.87	20.71	3.73	30.61	21.89	3.76	32.82	21.23	3.85	34.30	20.74	3.90
	109.4	26.01	19.44	3.76	27.49	19.24	3.81	28.97	20.32	3.87	29.71	21.51	3.90	31.93	20.90	3.98	33.41	20.43	4.04
	114.8	25.11	18.99	3.90	26.59	18.83	3.96	28.07	19.93	4.01	28.81	21.13	4.04	31.03	20.56	4.13	32.51	20.13	4.18
FDXS12L + FTXS18L	68.0	32.89	23.94	2.65	34.37	23.51	2.70	35.84	24.58	2.76	36.58	25.88	2.78	38.80	24.93	2.86	40.28	24.25	2.91
	77.0	31.39	23.18	2.81	32.87	22.80	2.86	34.35	23.92	2.92	35.09	25.23	2.94	37.31	24.36	3.02	38.79	23.73	3.07
	86.0	29.90	22.43	2.98	31.38	22.10	3.04	32.86	23.26	3.09	33.59	24.60	3.12	35.81	23.80	3.19	37.29	23.22	3.25
	89.6	29.30	22.13	3.06	30.78	21.82	3.11	32.26	23.00	3.16	33.00	24.35	3.19	35.22	23.58	3.27	36.69	23.02	3.32
	95.0	28.40	21.69	3.17	29.88	21.40	3.22	31.36	22.61	3.28	32.10	23.98	3.30	34.32	23.25	3.38	35.80	22.72	3.44
	104.0	26.91	20.96	3.37	28.39	20.72	3.43	29.87	21.97	3.48	30.61	23.36	3.51	32.82	22.71	3.59	34.30	22.22	3.64
	109.4	26.01	20.52	3.50	27.49	20.31	3.56	28.97	21.59	3.61	29.71	23.00	3.63	31.93	22.38	3.71	33.41	21.93	3.77
	114.8	25.11	20.09	3.64	26.59	19.91	3.69	28.07	21.22	3.74	28.81	22.64	3.77	31.03	22.06	3.85	32.51	21.64	3.90
FDXS12L + CDXS18L	68.0	29.85	20.93	2.51	32.65	21.30	2.82	34.06	22.07	2.87	34.76	23.05	2.90	36.87	22.14	2.98	38.27	21.48	3.04
	77.0	29.83	20.92	2.93	31.23	20.58	2.98	32.64	21.40	3.04	33.34	22.40	3.07	35.45	21.57	3.15	36.85	20.96	3.20
	86.0	28.41	20.17	3.11	29.81	19.87	3.16	31.22	20.74	3.22	31.92	21.76	3.25	34.03	21.00	3.33	35.43	20.44	3.39
	89.6	27.84	19.87	3.19	29.24	19.59	3.24	30.65	20.47	3.30	31.35	21.51	3.32	33.46	20.78	3.41	34.87	20.23	3.46
	95.0	26.99	19.43	3.31	28.39	19.17	3.36	29.80	20.08	3.42	30.50	21.13	3.44	32.61	20.44	3.53	34.01	19.93	3.58
	104.0	25.57	18.70	3.52	26.97	18.49	3.57	28.38	19.44	3.63	29.08	20.51	3.65	31.19	19.89	3.74	32.59	19.42	3.79
	109.4	24.71	18.26	3.65	26.12	18.08	3.71	27.53	19.06	3.76	28.23	20.15	3.79	30.34	19.57	3.87	31.74	19.13	3.93
	114.8	23.86	17.84	3.79	25.27	17.68	3.85	26.67	18.69	3.90	27.38	19.78	3.93	29.48	19.25	4.01	30.89	18.83	4.07
FTXS12L + FTXS24L	68.0	38.93	27.98	3.05	40.68	27.48	3.11	42.43	28.66	3.17	43.31	30.12	3.20	45.93	28.99	3.29	47.68	28.19	3.36
	77.0	37.16	27.07	3.24	38.91	26.63	3.30	40.66	27.87	3.36	41.54	29.35	3.39	44.16	28.31	3.48	45.92	27.57	3.54
	86.0	35.39	26.17	3.44	37.14	25.78	3.50	38.89	27.08	3.56	39.77	28.59	3.59	42.40	27.64	3.68	44.15	26.95	3.74
	89.6	34.68	25.81	3.52	36.44	25.45	3.58	38.19	26.77	3.64	39.06	28.29	3.67	41.69	27.38	3.76	43.44	26.71	3.82
	95.0	33.62	25.28	3.65	35.37	24.95	3.71	37.12	26.30	3.77	38.00	27.84	3.80	40.63	26.98	3.90	42.38	26.35	3.96
	104.0	31.85	24.41	3.89	33.60	24.13	3.95	35.36	25.54	4.01	36.23	27.10	4.04	38.86	26.33	4.13	40.61	25.75	4.19
	109.4	30.79	23.89	4.03	32.54	23.64	4.09	34.29	25.08	4.15	35.17	26.67	4.19	37.80	25.94	4.28	39.55	25.40	4.34
	114.8	29.73	23.37	4.19	31.48	23.16	4.25	33.23	24.63	4.31	34.11	26.23	4.34	36.73	25.55	4.43	38.48	25.05	4.49
FTXS12L + CDXS24L	68.0	37.91	26.84	3.32	39.61	26.37	3.39	41.32	27.43	3.46	42.17	28.75	3.49	44.73	27.65	3.59	46.43	26.86	3.66
	77.0	36.18	25.94	3.52	37.89	25.52	3.59	39.59	26.64	3.66	40.45	27.99	3.69	43.00	26.98	3.79	44.71	26.25	3.86
	86.0	34.46	25.05	3.74	36.17	24.68	3.81	37.87	25.86	3.88	38.72	27.24	3.91	41.28	26.31	4.01	42.98	25.64	4.07
	89.6	33.77	24.70	3.83	35.48	24.35	3.90	37.18	25.55	3.97	38.03	26.94	4.00	40.59	26.05	4.10	42.30	25.40	4.17
	95.0	32.74	24.18	3.98	34.44	23.86	4.05	36.15	25.09	4.11	37.00	26.49	4.14	39.56	25.66	4.24	41.26	25.04	4.31
	104.0	31.02	23.31	4.23	32.72	23.05	4.30	34.42	24.33	4.37	35.28	25.76	4.40	37.83	25.01	4.50	39.54	24.44	4.56
	109.4	29.98	22.80	4.39	31.69	22.57	4.46	33.39	23.88	4.53	34.24	25.33	4.56	36.80	24.62	4.66	38.51	24.09	4.73
	114.8	28.95	22.29	4.56	30.65	22.09	4.63	32.36	23.44	4.69	33.21	24.90	4.73	35.77	24.24	4.83	37.47	23.75	4.89

Combination (Capacity)	Outdoor air temp. EDB	Indoor air temp.:EWB																		
		57.2			60.8			64.4			67.0			71.6			75.2		
		TC	SHC	PI	TC	SHC	PI	TC	SHC	PI	TC	SHC	PI	TC	SHC	PI	TC	SHC	PI
		kBtu/h	kBtu/h	kW	kBtu/h	kBtu/h	kW	kBtu/h	kBtu/h	kW	kBtu/h	kBtu/h	kW	kBtu/h	kBtu/h	kW	kBtu/h	kBtu/h	kW
FDXS12L + FTXS24L	68.0	37.91	26.96	3.26	39.61	26.48	3.33	41.32	27.58	3.39	42.17	28.93	3.42	44.73	27.83	3.52	46.43	27.04	3.59
	77.0	36.18	26.07	3.46	37.89	25.64	3.52	39.59	26.79	3.59	40.45	28.17	3.62	43.00	27.16	3.72	44.71	26.43	3.78
	86.0	34.46	25.18	3.67	36.17	24.81	3.74	37.87	26.01	3.80	38.72	27.42	3.83	41.28	26.50	3.93	42.98	25.82	4.00
	89.6	33.77	24.83	3.76	35.48	24.48	3.83	37.18	25.70	3.89	38.03	27.12	3.92	40.59	26.23	4.02	42.30	25.58	4.09
	95.0	32.74	24.31	3.90	34.44	23.99	3.97	36.15	25.25	4.03	37.00	26.68	4.06	39.56	25.84	4.16	41.26	25.23	4.23
	104.0	31.02	23.45	4.15	32.72	23.18	4.22	34.42	24.49	4.28	35.28	25.95	4.31	37.83	25.20	4.41	39.54	24.64	4.48
	109.4	29.98	22.94	4.31	31.69	22.71	4.37	33.39	24.05	4.44	34.24	25.52	4.47	36.80	24.82	4.57	38.51	24.29	4.63
	114.8	28.95	22.43	4.47	30.65	22.23	4.54	32.36	23.60	4.60	33.21	25.10	4.64	35.77	24.44	4.73	37.47	23.94	4.80
FDXS12L + CDXS24L	68.0	36.76	25.78	3.51	38.54	25.39	3.61	40.20	26.36	3.68	41.03	27.58	3.72	43.52	26.51	3.82	45.18	25.73	3.89
	77.0	35.21	24.96	3.75	36.86	24.55	3.82	38.52	25.57	3.90	39.35	26.82	3.93	41.84	25.84	4.04	43.50	25.12	4.11
	86.0	33.53	24.08	3.99	35.19	23.72	4.06	36.85	24.80	4.13	37.68	26.08	4.16	40.16	25.18	4.27	41.82	24.52	4.34
	89.6	32.86	23.73	4.09	34.52	23.40	4.16	36.18	24.50	4.23	37.01	25.78	4.26	39.49	24.92	4.37	41.15	24.28	4.44
	95.0	31.85	23.21	4.24	33.51	22.91	4.31	35.17	24.04	4.38	36.00	25.35	4.41	38.49	24.53	4.52	40.15	23.92	4.59
	104.0	30.18	22.36	4.51	31.84	22.11	4.58	33.49	23.30	4.65	34.32	24.63	4.69	36.81	23.89	4.79	38.47	23.34	4.86
	109.4	29.17	21.86	4.68	30.83	21.64	4.75	32.49	22.85	4.82	33.32	24.20	4.86	35.81	23.51	4.96	37.46	22.99	5.03
	114.8	28.17	21.36	4.86	29.82	21.17	4.93	31.48	22.42	5.00	32.31	23.78	5.04	34.80	23.14	5.14	36.46	22.65	5.21
FTXS15L + FTXS15L	68.0	34.42	27.11	2.45	35.97	26.65	2.50	37.52	28.17	2.55	38.29	29.95	2.57	40.62	28.97	2.64	42.16	28.28	2.69
	77.0	32.86	26.36	2.60	34.41	25.94	2.65	35.96	27.52	2.69	36.73	29.32	2.72	39.05	28.41	2.79	40.60	27.78	2.84
	86.0	31.29	25.62	2.76	32.84	25.25	2.81	34.39	26.87	2.85	35.16	28.70	2.88	37.49	27.86	2.95	39.03	27.28	3.00
	89.6	30.67	25.32	2.83	32.22	24.97	2.87	33.76	26.62	2.92	34.54	28.45	2.95	36.86	27.65	3.02	38.41	27.08	3.07
	95.0	29.73	24.88	2.93	31.28	24.56	2.98	32.83	26.24	3.03	33.60	28.09	3.05	35.92	27.32	3.13	37.47	26.78	3.18
	104.0	28.17	24.16	3.12	29.71	23.88	3.17	31.26	25.60	3.22	32.04	27.48	3.24	34.36	26.79	3.31	35.91	26.29	3.36
	109.4	27.23	23.73	3.24	28.77	23.48	3.29	30.32	25.23	3.33	31.10	27.12	3.36	33.42	26.47	3.43	34.97	26.00	3.48
	114.8	26.29	23.30	3.36	27.84	23.08	3.41	29.38	24.85	3.46	30.16	26.76	3.48	32.48	26.15	3.56	34.03	25.71	3.60
CDXS15L + FTXS15L	68.0	32.89	24.84	2.54	34.37	24.41	2.59	35.84	25.66	2.64	36.58	27.15	2.66	38.80	26.21	2.74	40.28	25.54	2.79
	77.0	31.39	24.11	2.69	32.87	23.72	2.74	34.35	25.02	2.79	35.09	26.53	2.82	37.31	25.66	2.89	38.79	25.04	2.94
	86.0	29.90	23.38	2.86	31.38	23.04	2.91	32.86	24.38	2.96	33.59	25.92	2.98	35.81	25.12	3.06	37.29	24.55	3.11
	89.6	29.30	23.09	2.93	30.78	22.77	2.98	32.26	24.13	3.03	33.00	25.68	3.05	35.22	24.91	3.13	36.69	24.35	3.18
	95.0	28.40	22.66	3.04	29.88	22.36	3.09	31.36	23.76	3.14	32.10	25.31	3.16	34.32	24.59	3.24	35.80	24.06	3.29
	104.0	26.91	21.95	3.23	28.39	21.70	3.28	29.87	23.14	3.33	30.61	24.72	3.36	32.82	24.06	3.43	34.30	23.58	3.48
	109.4	26.01	21.53	3.35	27.49	21.30	3.40	28.97	22.77	3.46	29.71	24.36	3.48	31.93	23.75	3.56	33.41	23.30	3.61
	114.8	25.11	21.11	3.48	26.59	20.91	3.53	28.07	22.40	3.58	28.81	24.01	3.61	31.03	23.43	3.68	32.51	23.01	3.73
CDXS15L + CDXS15L	68.0	31.25	22.59	2.56	32.65	22.19	2.61	34.06	23.17	2.66	34.76	24.37	2.69	36.87	23.47	2.77	38.27	22.82	2.82
	77.0	29.83	21.87	2.72	31.23	21.51	2.77	32.64	22.54	2.82	33.34	23.76	2.84	35.45	22.93	2.92	36.85	22.33	2.97
	86.0	28.41	21.15	2.88	29.81	20.84	2.93	31.22	21.91	2.99	31.92	23.15	3.01	34.03	22.39	3.09	35.43	21.84	3.14
	89.6	27.84	20.87	2.95	29.24	20.57	3.01	30.65	21.66	3.06	31.35	22.91	3.08	33.46	22.18	3.16	34.87	21.65	3.21
	95.0	26.99	20.44	3.07	28.39	20.17	3.12	29.80	21.29	3.17	30.50	22.56	3.19	32.61	21.86	3.27	34.01	21.36	3.32
	104.0	25.57	19.74	3.26	26.97	19.52	3.31	28.38	20.68	3.36	29.08	21.97	3.39	31.19	21.34	3.47	32.59	20.88	3.52
	109.4	24.71	19.33	3.39	26.12	19.13	3.44	27.53	20.32	3.49	28.23	21.62	3.51	30.34	21.03	3.59	31.74	20.60	3.64
	114.8	23.86	18.92	3.52	25.27	18.75	3.57	26.67	19.96	3.62	27.38	21.27	3.64	29.48	20.73	3.72	30.89	20.32	3.77
FTXS15L + FTXS18L	68.0	36.68	28.33	2.74	38.33	27.84	2.79	39.98	29.36	2.85	40.80	31.15	2.87	43.27	30.10	2.96	44.92	29.36	3.01
	77.0	35.01	27.52	2.90	36.66	27.09	2.96	38.31	28.66	3.01	39.13	30.47	3.04	41.61	29.50	3.12	43.26	28.82	3.18
	86.0	33.34	26.72	3.08	34.99	26.34	3.14	36.64	27.96	3.19	37.47	29.80	3.22	39.94	28.91	3.30	41.59	28.28	3.36
	89.6	32.68	26.41	3.16	34.33	26.04	3.21	35.98	27.69	3.27	36.80	29.53	3.30	39.27	28.67	3.38	40.92	28.06	3.43
	95.0	31.68	25.93	3.28	33.33	25.60	3.33	34.98	27.27	3.39	35.80	29.14	3.41	38.27	28.32	3.50	39.92	27.74	3.55
	104.0	30.01	25.15	3.49	31.66	24.87	3.54	33.31	26.59	3.60	34.13	28.48	3.62	36.61	27.74	3.70	38.26	27.22	3.76
	109.4	29.01	24.69	3.62	30.66	24.43	3.67	32.31	26.19	3.73	33.13	28.09	3.76	35.61	27.40	3.84	37.26	26.90	3.89
	114.8	28.01	24.22	3.76	29.66	24.00	3.81	31.31	25.78	3.87	32.13	27.70	3.89	34.61	27.06	3.98	36.26	26.59	4.03

Combination (Capacity)	Outdoor air temp. EDB	Indoor air temp.:EWB																	
		57.2			60.8			64.4			67.0			71.6			75.2		
		TC	SHC	PI	TC	SHC	PI	TC	SHC	PI	TC	SHC	PI	TC	SHC	PI	TC	SHC	PI
		kBtu/h	kBtu/h	kW	kBtu/h	kBtu/h	kW	kBtu/h	kBtu/h	kW	kBtu/h	kBtu/h	kW	kBtu/h	kBtu/h	kW	kBtu/h	kBtu/h	kW
FTXS15L + CDXS18L	68.0	35.45	26.13	2.91	37.04	25.67	2.97	38.64	26.88	3.03	39.43	28.35	3.06	41.82	27.33	3.15	43.42	26.60	3.21
	77.0	33.84	25.32	3.09	35.43	24.91	3.15	37.03	26.17	3.21	37.82	27.67	3.24	40.21	26.73	3.32	41.81	26.05	3.38
	86.0	32.23	24.52	3.28	33.82	24.16	3.34	35.41	25.48	3.40	36.21	26.99	3.43	38.60	26.13	3.51	40.20	25.51	3.57
	89.6	31.58	24.20	3.36	33.18	23.86	3.42	34.77	25.20	3.48	35.57	26.73	3.51	37.96	25.90	3.59	39.55	25.30	3.65
	95.0	30.61	23.73	3.49	32.21	23.42	3.55	33.80	24.79	3.60	34.60	26.33	3.63	36.99	25.54	3.72	38.59	24.98	3.78
	104.0	29.00	22.95	3.71	30.60	22.69	3.77	32.19	24.11	3.83	32.99	25.67	3.86	35.38	24.96	3.94	36.97	24.45	4.00
	109.4	28.04	22.48	3.85	29.63	22.25	3.91	31.23	23.70	3.97	32.02	25.28	4.00	34.41	24.62	4.09	36.01	24.13	4.14
	114.8	27.07	22.03	4.00	28.66	21.82	4.06	30.26	23.30	4.12	31.06	24.90	4.15	33.45	24.28	4.23	35.04	23.82	4.29
CDXS15L + FTXS18L	68.0	35.45	26.25	2.87	37.04	25.78	2.93	38.64	27.03	2.99	39.43	28.52	3.02	41.82	27.50	3.10	43.42	26.77	3.16
	77.0	33.84	25.44	3.05	35.43	25.03	3.11	37.03	26.32	3.16	37.82	27.84	3.19	40.21	26.90	3.28	41.81	26.23	3.33
	86.0	32.23	24.64	3.24	33.82	24.28	3.29	35.41	25.63	3.35	36.21	27.17	3.38	38.60	26.31	3.47	40.20	25.69	3.52
	89.6	31.58	24.33	3.32	33.18	23.99	3.37	34.77	25.35	3.43	35.57	26.90	3.46	37.96	26.07	3.55	39.55	25.47	3.60
	95.0	30.61	23.86	3.44	32.21	23.54	3.50	33.80	24.94	3.56	34.60	26.51	3.58	36.99	25.72	3.67	38.59	25.15	3.73
	104.0	29.00	23.08	3.66	30.60	22.82	3.72	32.19	24.26	3.77	32.99	25.85	3.80	35.38	25.14	3.89	36.97	24.63	3.95
	109.4	28.04	22.62	3.80	29.63	22.38	3.86	31.23	23.86	3.91	32.02	25.46	3.94	34.41	24.80	4.03	36.01	24.31	4.09
	114.8	27.07	22.16	3.94	28.66	21.96	4.00	30.26	23.46	4.06	31.06	25.08	4.09	33.45	24.46	4.17	35.04	24.00	4.23
CDXS15L + CDXS18L	68.0	34.12	24.09	3.05	35.65	23.66	3.11	37.18	24.61	3.17	37.95	25.78	3.20	40.25	24.79	3.29	41.79	24.08	3.36
	77.0	32.57	23.28	3.24	34.10	22.90	3.30	35.63	23.89	3.36	36.40	25.09	3.39	38.70	24.18	3.48	40.24	23.52	3.54
	86.0	31.02	22.47	3.44	32.55	22.14	3.50	34.08	23.18	3.56	34.85	24.41	3.59	37.15	23.58	3.68	38.69	22.97	3.74
	89.6	30.39	22.16	3.52	31.93	21.84	3.58	33.46	22.91	3.64	34.23	24.14	3.67	36.53	23.34	3.76	38.07	22.75	3.82
	95.0	29.46	21.68	3.65	31.00	21.40	3.71	32.53	22.49	3.77	33.30	23.74	3.80	35.60	22.99	3.90	37.14	22.43	3.96
	104.0	27.91	20.90	3.89	29.45	20.67	3.95	30.98	21.81	4.01	31.75	23.08	4.04	34.05	22.40	4.13	35.58	21.89	4.19
	109.4	26.98	20.44	4.03	28.52	20.23	4.09	30.05	21.40	4.15	30.82	22.69	4.19	33.12	22.05	4.28	34.65	21.58	4.34
	114.8	26.05	19.98	4.19	27.59	19.80	4.25	29.12	21.00	4.31	29.89	22.30	4.34	32.19	21.71	4.43	33.72	21.26	4.49
FTXS15L + FTXS24L	68.0	38.93	29.91	2.75	40.68	29.40	2.81	42.43	30.98	2.86	43.31	32.84	2.89	45.93	31.73	2.97	47.68	30.94	3.03
	77.0	37.16	29.05	2.92	38.91	28.59	2.97	40.66	30.23	3.03	41.54	32.12	3.06	44.16	31.09	3.14	45.92	30.36	3.19
	86.0	35.39	28.20	3.10	37.14	27.79	3.16	38.89	29.49	3.21	39.77	31.40	3.24	42.40	30.46	3.32	44.15	29.79	3.38
	89.6	34.68	27.86	3.18	36.44	27.48	3.23	38.19	29.19	3.29	39.06	31.12	3.31	41.69	30.21	3.40	43.44	29.56	3.45
	95.0	33.62	27.36	3.30	35.37	27.00	3.35	37.12	28.75	3.41	38.00	30.70	3.43	40.63	29.83	3.52	42.38	29.22	3.57
	104.0	31.85	26.53	3.51	33.60	26.22	3.56	35.36	28.03	3.62	36.23	30.00	3.64	38.86	29.22	3.73	40.61	28.66	3.78
	109.4	30.79	26.03	3.64	32.54	25.76	3.70	34.29	27.60	3.75	35.17	29.58	3.78	37.80	28.85	3.86	39.55	28.32	3.91
	114.8	29.73	25.54	3.78	31.48	25.30	3.83	33.23	27.17	3.89	34.11	29.17	3.92	36.73	28.49	4.00	38.48	27.99	4.05
FTXS15L + CDXS24L	68.0	37.91	28.72	3.22	39.61	28.22	3.28	41.32	29.68	3.35	42.17	31.42	3.38	44.73	30.33	3.48	46.43	29.56	3.54
	77.0	36.18	27.88	3.41	37.89	27.43	3.48	39.59	28.95	3.54	40.45	30.70	3.57	43.00	29.70	3.67	44.71	28.99	3.73
	86.0	34.46	27.04	3.63	36.17	26.65	3.69	37.87	28.22	3.75	38.72	30.00	3.79	41.28	29.08	3.88	42.98	28.42	3.95
	89.6	33.77	26.71	3.71	35.48	26.33	3.78	37.18	27.93	3.84	38.03	29.72	3.87	40.59	28.83	3.97	42.30	28.20	4.04
	95.0	32.74	26.21	3.85	34.44	25.87	3.92	36.15	27.49	3.98	37.00	29.31	4.01	39.56	28.47	4.11	41.26	27.86	4.17
	104.0	31.02	25.39	4.10	32.72	25.11	4.16	34.42	26.78	4.23	35.28	28.62	4.26	37.83	27.86	4.36	39.54	27.31	4.42
	109.4	29.98	24.91	4.26	31.69	24.65	4.32	33.39	26.36	4.38	34.24	28.21	4.42	36.80	27.50	4.51	38.51	26.98	4.58
	114.8	28.95	24.43	4.42	30.65	24.20	4.48	32.36	25.94	4.55	33.21	27.81	4.58	35.77	27.14	4.68	37.47	26.66	4.74
CDXS15L + FTXS24L	68.0	37.91	27.94	3.19	39.61	27.45	3.25	41.32	28.75	3.32	42.17	30.31	3.35	44.73	29.22	3.44	46.43	28.45	3.51
	77.0	36.18	27.07	3.38	37.89	26.63	3.44	39.59	27.99	3.51	40.45	29.59	3.54	43.00	28.58	3.63	44.71	27.86	3.70
	86.0	34.46	26.22	3.59	36.17	25.83	3.65	37.87	27.24	3.72	38.72	28.87	3.75	41.28	27.94	3.84	42.98	27.28	3.91
	89.6	33.77	25.88	3.68	35.48	25.51	3.74	37.18	26.95	3.80	38.03	28.58	3.84	40.59	27.69	3.93	42.30	27.05	4.00
	95.0	32.74	25.37	3.82	34.44	25.04	3.88	36.15	26.51	3.94	37.00	28.16	3.97	39.56	27.32	4.07	41.26	26.71	4.13
	104.0	31.02	24.54	4.06	32.72	24.26	4.12	34.42	25.78	4.19	35.28	27.45	4.22	37.83	26.70	4.31	39.54	26.14	4.38
	109.4	29.98	24.04	4.21	31.69	23.80	4.28	33.39	25.35	4.34	34.24	27.04	4.37	36.80	26.33	4.47	38.51	25.81	4.53
	114.8	28.95	23.55	4.37	30.65	23.34	4.44	32.36	24.92	4.50	33.21	26.62	4.53	35.77	25.96	4.63	37.47	25.47	4.69

Combination (Capacity)	Outdoor air temp. EDB	Indoor air temp.:EWB																		
		57.2			60.8			64.4			67.0			71.6			75.2		
		TC	SHC	PI	TC	SHC	PI	TC	SHC	PI	TC	SHC	PI	TC	SHC	PI	TC	SHC	PI
		kBtu/h	kBtu/h	kW	kBtu/h	kBtu/h	kW	kBtu/h	kBtu/h	kW	kBtu/h	kBtu/h	kW	kBtu/h	kBtu/h	kW	kBtu/h	kBtu/h	kW
CDXS15L + CDXS24L	68.0	36.88	26.78	3.36	38.54	26.30	3.42	40.20	27.48	3.49	41.03	28.92	3.52	43.52	27.86	3.62	45.18	27.10	3.69
	77.0	35.21	25.92	3.56	36.86	25.50	3.63	38.52	26.74	3.69	39.35	28.20	3.73	41.84	27.22	3.83	43.50	26.52	3.89
	86.0	33.53	25.08	3.78	35.19	24.71	3.85	36.85	26.00	3.91	37.68	27.49	3.95	40.16	26.59	4.05	41.82	25.94	4.11
	89.6	32.86	24.74	3.87	34.52	24.40	3.94	36.18	25.71	4.01	37.01	27.21	4.04	39.49	26.34	4.14	41.15	25.71	4.21
	95.0	31.85	24.25	4.02	33.51	23.93	4.08	35.17	25.27	4.15	36.00	26.79	4.18	38.49	25.97	4.28	40.15	25.38	4.35
	104.0	30.18	23.43	4.27	31.84	23.16	4.34	33.49	24.55	4.41	34.32	26.10	4.44	36.81	25.36	4.54	38.47	24.82	4.61
	109.4	29.17	22.94	4.44	30.83	22.70	4.50	32.49	24.13	4.57	33.32	25.68	4.60	35.81	25.00	4.70	37.46	24.48	4.77
	114.8	28.17	22.46	4.61	29.82	22.25	4.67	31.48	23.70	4.74	32.31	25.28	4.77	34.80	24.64	4.87	36.46	24.15	4.94
FTXS18L + FTXS18L	68.0	38.93	29.56	2.85	40.68	29.05	2.91	42.43	30.56	2.96	43.31	32.36	2.99	45.93	31.24	3.08	47.68	30.45	3.13
	77.0	37.16	28.70	3.02	38.91	28.24	3.08	40.66	29.81	3.14	41.54	31.63	3.16	44.16	30.60	3.25	45.92	29.87	3.31
	86.0	35.39	27.84	3.21	37.14	27.43	3.27	38.89	29.06	3.32	39.77	30.91	3.35	42.40	29.96	3.44	44.15	29.29	3.49
	89.6	34.68	27.50	3.29	36.44	27.11	3.35	38.19	28.76	3.40	39.06	30.62	3.43	41.69	29.71	3.52	43.44	29.06	3.57
	95.0	33.62	26.99	3.41	35.37	26.64	3.47	37.12	28.32	3.53	38.00	30.19	3.55	40.63	29.33	3.64	42.38	28.71	3.70
	104.0	31.85	26.15	3.63	33.60	25.85	3.69	35.36	27.59	3.74	36.23	29.49	3.77	38.86	28.71	3.86	40.61	28.15	3.91
	109.4	30.79	25.65	3.77	32.54	25.39	3.82	34.29	27.15	3.88	35.17	29.07	3.91	37.80	28.34	4.00	39.55	27.81	4.05
	114.8	29.73	25.16	3.91	31.48	24.92	3.97	33.23	26.72	4.03	34.11	28.66	4.05	36.73	27.97	4.14	38.48	27.47	4.20
CDXS18L + FTXS18L	68.0	37.91	27.50	3.28	39.61	27.01	3.34	41.32	28.22	3.41	42.17	29.69	3.44	44.73	28.60	3.54	46.43	27.82	3.60
	77.0	36.18	26.62	3.47	37.89	26.18	3.54	39.59	27.45	3.60	40.45	28.95	3.64	43.00	27.94	3.73	44.71	27.22	3.80
	86.0	34.46	25.75	3.69	36.17	25.37	3.75	37.87	26.69	3.82	38.72	28.22	3.85	41.28	27.29	3.95	42.98	26.63	4.01
	89.6	33.77	25.41	3.78	35.48	25.05	3.84	37.18	26.39	3.91	38.03	27.93	3.94	40.59	27.04	4.04	42.30	26.39	4.11
	95.0	32.74	24.89	3.92	34.44	24.57	3.99	36.15	25.94	4.05	37.00	27.50	4.08	39.56	26.66	4.18	41.26	26.04	4.25
	104.0	31.02	24.05	4.17	32.72	23.78	4.24	34.42	25.20	4.30	35.28	26.78	4.33	37.83	26.03	4.43	39.54	25.47	4.50
	109.4	29.98	23.55	4.33	31.69	23.31	4.40	33.39	24.76	4.46	34.24	26.36	4.49	36.80	25.65	4.59	38.51	25.13	4.66
	114.8	28.95	23.05	4.50	30.65	22.84	4.56	32.36	24.33	4.63	33.21	25.94	4.66	35.77	25.28	4.76	37.47	24.79	4.82
CDXS18L + CDXS18L	68.0	35.11	24.62	3.07	38.54	25.12	3.52	40.20	26.03	3.59	41.03	27.18	3.62	43.52	26.11	3.73	45.18	25.33	3.80
	77.0	35.11	24.62	3.63	36.86	24.27	3.73	38.52	25.23	3.80	39.35	26.41	3.83	41.84	25.43	3.94	43.50	24.70	4.00
	86.0	33.53	23.78	3.89	35.19	23.43	3.96	36.85	24.45	4.02	37.68	25.66	4.06	40.16	24.76	4.16	41.82	24.09	4.23
	89.6	32.86	23.43	3.98	34.52	23.10	4.05	36.18	24.14	4.12	37.01	25.36	4.16	39.49	24.49	4.26	41.15	23.85	4.33
	95.0	31.85	22.91	4.13	33.51	22.61	4.20	35.17	23.68	4.27	36.00	24.91	4.30	38.49	24.10	4.41	40.15	23.49	4.48
	104.0	30.18	22.05	4.40	31.84	21.80	4.47	33.49	22.92	4.53	34.32	24.18	4.57	36.81	23.45	4.67	38.47	22.89	4.74
	109.4	29.17	21.53	4.56	30.83	21.32	4.63	32.49	22.47	4.70	33.32	23.75	4.74	35.81	23.06	4.84	37.46	22.54	4.91
	114.8	28.17	21.03	4.74	29.82	20.84	4.81	31.48	22.03	4.88	32.31	23.32	4.91	34.80	22.68	5.01	36.46	22.19	5.08
FTXS18L + FTXS24L	68.0	38.93	30.04	2.75	40.68	29.52	2.81	42.43	31.13	2.86	43.31	33.02	2.89	45.93	31.90	2.97	47.68	31.12	3.03
	77.0	37.16	29.18	2.92	38.91	28.72	2.97	40.66	30.38	3.03	41.54	32.30	3.06	44.16	31.27	3.14	45.92	30.54	3.19
	86.0	35.39	28.33	3.10	37.14	27.92	3.16	38.89	29.64	3.21	39.77	31.59	3.24	42.40	30.64	3.32	44.15	29.97	3.38
	89.6	34.68	28.00	3.18	36.44	27.61	3.23	38.19	29.35	3.29	39.06	31.30	3.31	41.69	30.39	3.40	43.44	29.74	3.45
	95.0	33.62	27.49	3.30	35.37	27.14	3.35	37.12	28.91	3.41	38.00	30.88	3.43	40.63	30.02	3.52	42.38	29.40	3.57
	104.0	31.85	26.66	3.51	33.60	26.36	3.56	35.36	28.19	3.62	36.23	30.18	3.64	38.86	29.40	3.73	40.61	28.84	3.78
	109.4	30.79	26.17	3.64	32.54	25.90	3.70	34.29	27.76	3.75	35.17	29.77	3.78	37.80	29.04	3.86	39.55	28.51	3.91
	114.8	29.73	25.68	3.78	31.48	25.44	3.83	33.23	27.33	3.89	34.11	29.36	3.92	36.73	28.67	4.00	38.48	28.18	4.05
FTXS18L + CDXS24L	68.0	37.91	28.85	3.22	39.61	28.35	3.28	41.32	29.83	3.35	42.17	31.59	3.38	44.73	30.50	3.48	46.43	29.74	3.54
	77.0	36.18	28.00	3.41	37.89	27.56	3.48	39.59	29.10	3.54	40.45	30.88	3.57	43.00	29.88	3.67	44.71	29.17	3.73
	86.0	34.46	27.17	3.63	36.17	26.77	3.69	37.87	28.37	3.75	38.72	30.18	3.79	41.28	29.26	3.88	42.98	28.60	3.95
	89.6	33.77	26.84	3.71	35.48	26.46	3.78	37.18	28.08	3.84	38.03	29.90	3.87	40.59	29.01	3.97	42.30	28.38	4.04
	95.0	32.74	26.34	3.85	34.44	26.00	3.92	36.15	27.65	3.98	37.00	29.49	4.01	39.56	28.65	4.11	41.26	28.05	4.17
	104.0	31.02	25.53	4.10	32.72	25.24	4.16	34.42	26.94	4.23	35.28	28.80	4.26	37.83	28.04	4.36	39.54	27.50	4.42
	109.4	29.98	25.04	4.26	31.69	24.79	4.32	33.39	26.52	4.38	34.24	28.40	4.42	36.80	27.69	4.51	38.51	27.17	4.58
	114.8	28.95	24.56	4.42	30.65	24.33	4.48	32.36	26.10	4.55	33.21	27.99	4.58	35.77	27.33	4.68	37.47	26.84	4.74

Combination (Capacity)	Outdoor air temp. EDB	Indoor air temp.:EWB																		
		57.2			60.8			64.4			67.0			71.6			75.2		
		TC	SHC	PI	TC	SHC	PI	TC	SHC	PI	TC	SHC	PI	TC	SHC	PI	TC	SHC	PI
		kBtu/h	kBtu/h	kW	kBtu/h	kBtu/h	kW	kBtu/h	kBtu/h	kW	kBtu/h	kBtu/h	kW	kBtu/h	kBtu/h	kW	kBtu/h	kBtu/h	kW
CDXS18L + FTXS24L	68.0	37.91	27.94	3.18	39.61	27.45	3.24	41.32	28.75	3.31	42.17	30.31	3.34	44.73	29.22	3.43	46.43	28.45	3.50
	77.0	36.18	27.07	3.37	37.89	26.63	3.43	39.59	27.99	3.50	40.45	29.59	3.53	43.00	28.58	3.62	44.71	27.86	3.69
	86.0	34.46	26.22	3.58	36.17	25.83	3.64	37.87	27.24	3.71	38.72	28.87	3.74	41.28	27.94	3.83	42.98	27.28	3.90
	89.6	33.77	25.88	3.67	35.48	25.51	3.73	37.18	26.95	3.79	38.03	28.58	3.83	40.59	27.69	3.92	42.30	27.05	3.98
	95.0	32.74	25.37	3.81	34.44	25.04	3.87	36.15	26.51	3.93	37.00	28.16	3.96	39.56	27.32	4.06	41.26	26.71	4.12
	104.0	31.02	24.54	4.05	32.72	24.26	4.11	34.42	25.78	4.18	35.28	27.45	4.21	37.83	26.70	4.30	39.54	26.14	4.37
	109.4	29.98	24.04	4.20	31.69	23.80	4.27	33.39	25.35	4.33	34.24	27.04	4.36	36.80	26.33	4.46	38.51	25.81	4.52
	114.8	28.95	23.55	4.36	30.65	23.34	4.43	32.36	24.92	4.49	33.21	26.62	4.52	35.77	25.96	4.62	37.47	25.47	4.68
CDXS18L + CDXS24L	68.0	36.88	26.78	3.40	38.54	26.30	3.47	40.20	27.48	3.54	41.03	28.92	3.57	43.52	27.86	3.68	45.18	27.10	3.74
	77.0	35.21	25.92	3.61	36.86	25.50	3.68	38.52	26.74	3.75	39.35	28.20	3.78	41.84	27.22	3.88	43.50	26.52	3.95
	86.0	33.53	25.08	3.83	35.19	24.71	3.90	36.85	26.00	3.97	37.68	27.49	4.00	40.16	26.59	4.10	41.82	25.94	4.17
	89.6	32.86	24.74	3.93	34.52	24.40	4.00	36.18	25.71	4.06	37.01	27.21	4.10	39.49	26.34	4.20	41.15	25.71	4.27
	95.0	31.85	24.25	4.07	33.51	23.93	4.14	35.17	25.27	4.21	36.00	26.79	4.24	38.49	25.97	4.35	40.15	25.38	4.41
	104.0	30.18	23.43	4.34	31.84	23.16	4.40	33.49	24.55	4.47	34.32	26.10	4.50	36.81	25.36	4.61	38.47	24.82	4.67
	109.4	29.17	22.94	4.50	30.83	22.70	4.57	32.49	24.13	4.64	33.32	25.68	4.67	35.81	25.00	4.77	37.46	24.48	4.84
	114.8	28.17	22.46	4.67	29.82	22.25	4.74	31.48	23.70	4.81	32.31	25.28	4.84	34.80	24.64	4.94	36.46	24.15	5.01
FTXS24L + FTXS24L	68.0	38.93	30.53	2.77	40.68	30.00	2.83	42.43	31.70	2.88	43.31	33.69	2.91	45.93	32.58	2.99	47.68	31.80	3.05
	77.0	37.16	29.68	2.94	38.91	29.21	2.99	40.66	30.96	3.05	41.54	32.98	3.08	44.16	31.95	3.16	45.92	31.23	3.21
	86.0	35.39	28.84	3.12	37.14	28.42	3.17	38.89	30.23	3.23	39.77	32.27	3.26	42.40	31.33	3.34	44.15	30.66	3.39
	89.6	34.68	28.50	3.20	36.44	28.11	3.25	38.19	29.94	3.31	39.06	31.99	3.33	41.69	31.08	3.42	43.44	30.43	3.47
	95.0	33.62	28.00	3.32	35.37	27.64	3.37	37.12	29.51	3.43	38.00	31.57	3.45	40.63	30.71	3.54	42.38	30.10	3.59
	104.0	31.85	27.18	3.53	33.60	26.87	3.58	35.36	28.79	3.64	36.23	30.88	3.67	38.86	30.10	3.75	40.61	29.54	3.80
	109.4	30.79	26.69	3.66	32.54	26.41	3.72	34.29	28.37	3.77	35.17	30.47	3.80	37.80	29.74	3.88	39.55	29.21	3.94
	114.8	29.73	26.20	3.80	31.48	25.96	3.86	33.23	27.94	3.91	34.11	30.07	3.94	36.73	29.38	4.02	38.48	28.89	4.08
CDXS24L + FTXS24L	68.0	37.91	29.33	3.12	39.61	28.82	3.19	41.32	30.40	3.25	42.17	32.25	3.28	44.73	31.17	3.37	46.43	30.41	3.43
	77.0	36.18	28.49	3.31	37.89	28.04	3.37	39.59	29.67	3.44	40.45	31.55	3.47	43.00	30.55	3.56	44.71	29.85	3.62
	86.0	34.46	27.67	3.52	36.17	27.27	3.58	37.87	28.95	3.64	38.72	30.86	3.67	41.28	29.94	3.77	42.98	29.29	3.83
	89.6	33.77	27.34	3.60	35.48	26.96	3.67	37.18	28.67	3.73	38.03	30.59	3.76	40.59	29.70	3.85	42.30	29.07	3.91
	95.0	32.74	26.85	3.74	34.44	26.50	3.80	36.15	28.24	3.86	37.00	30.18	3.89	39.56	29.34	3.99	41.26	28.74	4.05
	104.0	31.02	26.04	3.98	32.72	25.75	4.04	34.42	27.54	4.10	35.28	29.50	4.13	37.83	28.74	4.23	39.54	28.19	4.29
	109.4	29.98	25.56	4.13	31.69	25.30	4.19	33.39	27.12	4.25	34.24	29.10	4.28	36.80	28.38	4.38	38.51	27.87	4.44
	114.8	28.95	25.08	4.29	30.65	24.85	4.35	32.36	26.71	4.41	33.21	28.70	4.44	35.77	28.03	4.54	37.47	27.55	4.60
CDXS24L + CDXS24L	68.0	36.88	28.13	3.24	38.54	27.64	3.30	40.20	29.10	3.37	41.03	30.82	3.40	43.52	29.77	3.49	45.18	29.02	3.56
	77.0	35.21	27.31	3.43	36.86	26.88	3.50	38.52	28.39	3.56	39.35	30.14	3.59	41.84	29.16	3.69	43.50	28.47	3.75
	86.0	33.53	26.50	3.64	35.19	26.12	3.71	36.85	27.68	3.77	37.68	29.46	3.80	40.16	28.56	3.90	41.82	27.92	3.97
	89.6	32.86	26.18	3.73	34.52	25.82	3.80	36.18	27.40	3.86	37.01	29.19	3.89	39.49	28.32	3.99	41.15	27.71	4.06
	95.0	31.85	25.70	3.87	33.51	25.37	3.94	35.17	26.98	4.00	36.00	28.78	4.03	38.49	27.97	4.13	40.15	27.38	4.20
	104.0	30.18	24.91	4.12	31.84	24.62	4.19	33.49	26.29	4.25	34.32	28.12	4.28	36.81	27.38	4.38	38.47	26.85	4.44
	109.4	29.17	24.44	4.28	30.83	24.18	4.34	32.49	25.88	4.41	33.32	27.72	4.44	35.81	27.03	4.54	37.46	26.53	4.60
	114.8	28.17	23.97	4.44	29.82	23.75	4.51	31.48	25.47	4.57	32.31	27.33	4.60	34.80	26.68	4.70	36.46	26.21	4.76
CTXS07L + CTXS07L + CTXS07L	68.0	25.82	21.28	1.66	26.98	20.92	1.70	28.14	22.24	1.73	28.72	23.76	1.75	30.46	23.02	1.79	31.62	22.51	1.83
	77.0	24.64	20.73	1.76	25.81	20.41	1.80	26.97	21.77	1.83	27.55	23.30	1.85	29.29	22.62	1.89	30.45	22.15	1.93
	86.0	23.47	20.18	1.87	24.63	19.90	1.90	25.79	21.30	1.94	26.37	22.85	1.95	28.11	22.22	2.00	29.28	21.78	2.04
	89.6	23.00	19.97	1.92	24.16	19.70	1.95	25.32	21.11	1.98	25.90	22.66	2.00	27.65	22.06	2.05	28.81	21.64	2.08
	95.0	22.30	19.65	1.99	23.46	19.40	2.02	24.62	20.83	2.06	25.20	22.40	2.07	26.94	21.82	2.12	28.10	21.42	2.15
	104.0	21.12	19.11	2.12	22.29	18.90	2.15	23.45	20.36	2.18	24.03	21.95	2.20	25.77	21.43	2.25	26.93	21.06	2.28
	109.4	20.42	18.79	2.20	21.58	18.60	2.23	22.74	20.09	2.26	23.32	21.68	2.28	25.06	21.20	2.33	26.23	20.85	2.36
	114.8	19.72	18.48	2.28	20.88	18.31	2.31	22.04	19.81	2.35	22.62	21.42	2.36	24.36	20.96	2.41	25.52	20.64	2.45

Combination (Capacity)	Outdoor air temp. EDB	Indoor air temp.:EWB																		
		57.2			60.8			64.4			67.0			71.6			75.2		
		TC	SHC	PI	TC	SHC	PI	TC	SHC	PI	TC	SHC	PI	TC	SHC	PI	TC	SHC	PI
		kBtu/h	kBtu/h	kW	kBtu/h	kBtu/h	kW	kBtu/h	kBtu/h	kW	kBtu/h	kBtu/h	kW	kBtu/h	kBtu/h	kW	kBtu/h	kBtu/h	kW
CTXS07L + CTXS07L + FTXS09L	68.0	28.28	22.70	1.94	29.55	22.31	1.98	30.82	23.65	2.02	31.46	25.19	2.04	33.36	24.38	2.10	34.63	23.82	2.14
	77.0	26.99	22.09	2.06	28.26	21.74	2.10	29.53	23.12	2.14	30.17	24.68	2.16	32.08	23.93	2.22	33.35	23.41	2.25
	86.0	25.71	21.48	2.19	26.98	21.18	2.23	28.25	22.59	2.27	28.89	24.17	2.28	30.79	23.49	2.34	32.06	23.01	2.38
	89.6	25.19	21.24	2.24	26.46	20.95	2.28	27.74	22.38	2.32	28.37	23.97	2.34	30.28	23.31	2.40	31.55	22.85	2.44
	95.0	24.42	20.89	2.33	25.69	20.62	2.36	26.96	22.07	2.40	27.60	23.68	2.42	29.51	23.05	2.48	30.78	22.61	2.52
	104.0	23.14	20.29	2.47	24.41	20.07	2.51	25.68	21.56	2.55	26.31	23.18	2.57	28.22	22.61	2.63	29.49	22.21	2.67
	109.4	22.36	19.94	2.57	23.64	19.74	2.61	24.91	21.25	2.65	25.54	22.89	2.67	27.45	22.35	2.72	28.72	21.97	2.76
	114.8	21.59	19.59	2.67	22.87	19.41	2.71	24.14	20.95	2.74	24.77	22.59	2.76	26.68	22.09	2.82	27.95	21.74	2.86
CTXS07L + CTXS07L + FDXS09L	68.0	27.05	21.57	1.84	28.26	21.21	1.88	29.48	22.46	1.91	30.09	23.91	1.93	31.91	23.13	1.99	33.13	22.60	2.02
	77.0	25.82	20.99	1.95	27.03	20.66	1.99	28.25	21.95	2.02	28.86	23.42	2.04	30.68	22.70	2.10	31.90	22.20	2.13
	86.0	24.59	20.41	2.07	25.80	20.12	2.11	27.02	21.45	2.14	27.63	22.93	2.16	29.45	22.28	2.22	30.67	21.82	2.25
	89.6	24.10	20.18	2.12	25.31	19.90	2.16	26.53	21.25	2.19	27.14	22.74	2.21	28.96	22.11	2.27	30.18	21.66	2.30
	95.0	23.36	19.84	2.20	24.58	19.58	2.24	25.79	20.95	2.27	26.40	22.45	2.29	28.22	21.85	2.35	29.44	21.43	2.38
	104.0	22.13	19.27	2.34	23.35	19.05	2.38	24.56	20.45	2.41	25.17	21.98	2.43	27.00	21.44	2.49	28.21	21.05	2.52
	109.4	21.39	18.93	2.43	22.61	18.74	2.47	23.83	20.16	2.50	24.43	21.70	2.52	26.26	21.19	2.58	27.47	20.82	2.61
	114.8	20.65	18.60	2.52	21.87	18.42	2.56	23.09	19.87	2.60	23.70	21.42	2.61	25.52	20.94	2.67	26.74	20.60	2.71
CTXS07L + CTXS07L + FTXS12L	68.0	31.45	24.21	2.30	32.87	23.79	2.34	34.28	25.07	2.39	34.99	26.59	2.41	37.11	25.69	2.48	38.52	25.05	2.53
	77.0	30.02	23.51	2.43	31.44	23.14	2.48	32.85	24.47	2.53	33.56	26.00	2.55	35.68	25.17	2.62	37.09	24.58	2.66
	86.0	28.59	22.82	2.59	30.01	22.49	2.63	31.42	23.87	2.68	32.13	25.43	2.70	34.25	24.66	2.77	35.67	24.12	2.81
	89.6	28.02	22.55	2.65	29.44	22.24	2.70	30.85	23.63	2.74	31.56	25.20	2.76	33.68	24.46	2.83	35.09	23.94	2.88
	95.0	27.16	22.14	2.75	28.58	21.86	2.79	29.99	23.28	2.84	30.70	24.86	2.86	32.82	24.16	2.93	34.24	23.66	2.98
	104.0	25.73	21.47	2.92	27.15	21.23	2.97	28.56	22.69	3.02	29.27	24.29	3.04	31.39	23.66	3.11	32.81	23.21	3.15
	109.4	24.88	21.07	3.04	26.29	20.85	3.08	27.71	22.34	3.13	28.41	23.96	3.15	30.53	23.37	3.22	31.95	22.94	3.26
	114.8	24.02	20.68	3.15	25.43	20.48	3.20	26.85	22.00	3.24	27.56	23.62	3.27	29.68	23.07	3.33	31.09	22.67	3.38
CTXS07L + CTXS07L + FDXS12L	68.0	30.12	23.00	2.22	31.48	22.60	2.27	32.83	23.80	2.31	33.51	25.21	2.34	35.54	24.35	2.40	36.89	23.74	2.45
	77.0	28.75	22.33	2.36	30.11	21.98	2.40	31.46	23.22	2.45	32.14	24.65	2.47	34.17	23.86	2.54	35.52	23.29	2.58
	86.0	27.38	21.67	2.50	28.74	21.36	2.55	30.09	22.64	2.59	30.77	24.10	2.61	32.80	23.37	2.68	34.16	22.85	2.73
	89.6	26.84	21.41	2.57	28.19	21.11	2.61	29.54	22.41	2.65	30.22	23.88	2.68	32.25	23.17	2.74	33.61	22.67	2.79
	95.0	26.01	21.02	2.66	27.37	20.75	2.71	28.72	22.07	2.75	29.40	23.55	2.77	31.43	22.88	2.84	32.79	22.40	2.88
	104.0	24.64	20.37	2.83	26.00	20.14	2.88	27.35	21.51	2.92	28.03	23.01	2.94	30.06	22.40	3.01	31.42	21.97	3.05
	109.4	23.82	19.99	2.94	25.18	19.78	2.98	26.53	21.17	3.03	27.21	22.68	3.05	29.24	22.12	3.12	30.60	21.71	3.16
	114.8	23.00	19.61	3.05	24.36	19.42	3.10	25.71	20.84	3.14	26.39	22.36	3.16	28.42	21.83	3.23	29.77	21.45	3.27
CTXS07L + CTXS07L + FTXS15L	68.0	33.71	27.39	2.34	35.22	26.93	2.39	36.74	28.59	2.44	37.50	30.49	2.46	39.77	29.53	2.53	41.29	28.86	2.58
	77.0	32.17	26.67	2.49	33.69	26.26	2.53	35.21	27.96	2.58	35.96	29.89	2.60	38.24	29.00	2.67	39.75	28.38	2.72
	86.0	30.64	25.96	2.64	32.16	25.59	2.69	33.67	27.34	2.73	34.43	29.29	2.76	36.71	28.47	2.83	38.22	27.90	2.87
	89.6	30.03	25.67	2.70	31.55	25.32	2.75	33.06	27.09	2.80	33.82	29.05	2.82	36.09	28.26	2.89	37.61	27.71	2.94
	95.0	29.11	25.25	2.81	30.63	24.93	2.85	32.14	26.72	2.90	32.90	28.70	2.92	35.17	27.95	2.99	36.69	27.43	3.04
	104.0	27.58	24.55	2.99	29.09	24.27	3.03	30.61	26.12	3.08	31.37	28.11	3.10	33.64	27.43	3.17	35.16	26.95	3.22
	109.4	26.66	24.13	3.10	28.18	23.88	3.15	29.69	25.75	3.19	30.45	27.76	3.22	32.72	27.13	3.29	34.24	26.67	3.33
	114.8	25.74	23.72	3.22	27.26	23.50	3.26	28.77	25.39	3.31	29.53	27.42	3.33	31.80	26.82	3.40	33.32	26.40	3.45
CTXS07L + CTXS07L + CDXS15L	68.0	32.58	25.29	2.48	34.04	24.86	2.53	35.51	26.23	2.58	36.24	27.84	2.60	38.44	26.91	2.68	39.90	26.26	2.73
	77.0	31.10	24.58	2.63	32.56	24.19	2.68	34.03	25.61	2.73	34.76	27.24	2.75	36.96	26.38	2.83	38.42	25.77	2.88
	86.0	29.62	23.87	2.79	31.08	23.52	2.84	32.55	24.99	2.89	33.28	26.65	2.92	35.48	25.86	2.99	36.94	25.30	3.04
	89.6	29.03	23.59	2.86	30.49	23.26	2.91	31.96	24.75	2.96	32.69	26.41	2.99	34.89	25.65	3.06	36.35	25.11	3.11
	95.0	28.14	23.17	2.97	29.60	22.87	3.02	31.07	24.38	3.07	31.80	26.06	3.09	34.00	25.34	3.17	35.46	24.82	3.22
	104.0	26.66	22.47	3.16	28.12	22.22	3.21	29.59	23.78	3.26	30.32	25.48	3.28	32.52	24.82	3.36	33.98	24.36	3.41
	109.4	25.77	22.06	3.28	27.23	21.83	3.33	28.70	23.42	3.38	29.43	25.13	3.40	31.63	24.52	3.48	33.09	24.08	3.53
	114.8	24.88	21.65	3.40	26.34	21.45	3.45	27.81	23.06	3.50	28.54	24.79	3.53	30.74	24.22	3.60	32.21	23.80	3.65

Combination (Capacity)	Outdoor air temp. EDB	Indoor air temp.:EWB																		
		57.2			60.8			64.4			67.0			71.6			75.2		
		TC	SHC	PI	TC	SHC	PI	TC	SHC	PI	TC	SHC	PI	TC	SHC	PI	TC	SHC	PI
		kBtu/h	kBtu/h	kW	kBtu/h	kBtu/h	kW	kBtu/h	kBtu/h	kW	kBtu/h	kBtu/h	kW	kBtu/h	kBtu/h	kW	kBtu/h	kBtu/h	kW
CTXS07L + CTXS07L + FTXS18L	68.0	35.96	28.60	2.67	37.58	28.11	2.73	39.19	29.76	2.78	40.00	31.67	2.81	42.43	30.65	2.89	44.05	29.93	2.94
	77.0	34.33	27.82	2.83	35.94	27.38	2.89	37.56	29.08	2.94	38.37	31.02	2.97	40.79	30.07	3.05	42.41	29.41	3.10
	86.0	32.69	27.05	3.01	34.31	26.66	3.06	35.93	28.41	3.12	36.73	30.38	3.14	39.16	29.50	3.22	40.78	28.89	3.28
	89.6	32.04	26.74	3.08	33.65	26.38	3.14	35.27	28.15	3.19	36.08	30.12	3.22	38.51	29.28	3.30	40.12	28.68	3.35
	95.0	31.06	26.29	3.20	32.67	25.95	3.25	34.29	27.75	3.31	35.10	29.74	3.33	37.53	28.94	3.41	39.14	28.38	3.47
	104.0	29.42	25.53	3.40	31.04	25.24	3.46	32.66	27.09	3.51	33.47	29.11	3.54	35.89	28.38	3.62	37.51	27.87	3.67
	109.4	28.44	25.08	3.53	30.06	24.82	3.59	31.68	26.70	3.64	32.49	28.73	3.67	34.91	28.05	3.75	36.53	27.57	3.80
	114.8	27.46	24.64	3.67	29.08	24.41	3.72	30.70	26.31	3.78	31.50	28.36	3.80	33.93	27.72	3.88	35.55	27.26	3.94
CTXS07L + CTXS07L + CDXS18L	68.0	35.04	26.50	2.80	36.61	26.04	2.86	38.19	27.38	2.91	38.98	28.97	2.94	41.34	27.96	3.03	42.92	27.25	3.08
	77.0	33.45	25.71	2.97	35.02	25.30	3.03	36.60	26.69	3.08	37.38	28.31	3.11	39.75	27.38	3.19	41.32	26.72	3.25
	86.0	31.85	24.94	3.16	33.43	24.58	3.21	35.00	26.02	3.27	35.79	27.66	3.29	38.16	26.81	3.38	39.73	26.20	3.43
	89.6	31.22	24.63	3.23	32.79	24.29	3.29	34.37	25.75	3.34	35.16	27.40	3.37	37.52	26.58	3.46	39.09	25.99	3.51
	95.0	30.26	24.17	3.35	31.84	23.86	3.41	33.41	25.35	3.47	34.20	27.01	3.49	36.56	26.24	3.58	38.14	25.68	3.63
	104.0	28.67	23.42	3.57	30.24	23.15	3.62	31.82	24.69	3.68	32.61	26.38	3.71	34.97	25.68	3.79	36.55	25.17	3.85
	109.4	27.71	22.97	3.70	29.29	22.73	3.76	30.86	24.30	3.82	31.65	26.00	3.84	34.02	25.34	3.93	35.59	24.86	3.98
	114.8	26.76	22.52	3.85	28.33	22.31	3.90	29.91	23.91	3.96	30.70	25.63	3.99	33.06	25.01	4.07	34.64	24.56	4.12
CTXS07L + CTXS07L + FTXS24L	68.0	38.93	30.52	2.75	40.68	30.00	2.81	42.43	31.70	2.86	43.31	33.68	2.89	45.93	32.57	2.97	47.68	31.79	3.03
	77.0	37.16	29.67	2.92	38.91	29.20	2.97	40.66	30.96	3.03	41.54	32.97	3.06	44.16	31.94	3.14	45.92	31.22	3.19
	86.0	35.39	28.83	3.10	37.14	28.42	3.16	38.89	30.23	3.21	39.77	32.27	3.24	42.40	31.32	3.32	44.15	30.65	3.38
	89.6	34.68	28.50	3.18	36.44	28.10	3.23	38.19	29.94	3.29	39.06	31.99	3.31	41.69	31.07	3.40	43.44	30.43	3.45
	95.0	33.62	28.00	3.30	35.37	27.64	3.35	37.12	29.50	3.41	38.00	31.57	3.43	40.63	30.71	3.52	42.38	30.09	3.57
	104.0	31.85	27.18	3.51	33.60	26.87	3.56	35.36	28.79	3.62	36.23	30.88	3.64	38.86	30.10	3.73	40.61	29.54	3.78
	109.4	30.79	26.69	3.64	32.54	26.41	3.70	34.29	28.36	3.75	35.17	30.47	3.78	37.80	29.74	3.86	39.55	29.21	3.91
	114.8	29.73	26.20	3.78	31.48	25.95	3.83	33.23	27.94	3.89	34.11	30.06	3.92	36.73	29.38	4.00	38.48	28.88	4.05
CTXS07L + CTXS07L + CDXS24L	68.0	38.21	29.47	3.22	39.93	28.96	3.28	41.65	30.54	3.35	42.51	32.39	3.38	45.09	31.29	3.48	46.81	30.53	3.54
	77.0	36.48	28.63	3.41	38.20	28.17	3.48	39.91	29.80	3.54	40.77	31.68	3.57	43.35	30.67	3.67	45.07	29.96	3.73
	86.0	34.74	27.79	3.63	36.46	27.39	3.69	38.18	29.08	3.75	39.04	30.98	3.79	41.61	30.05	3.88	43.33	29.40	3.95
	89.6	34.05	27.46	3.71	35.76	27.08	3.78	37.48	28.79	3.84	38.34	30.70	3.87	40.92	29.81	3.97	42.64	29.17	4.04
	95.0	33.00	26.97	3.85	34.72	26.62	3.92	36.44	28.36	3.98	37.30	30.29	4.01	39.88	29.44	4.11	41.60	28.84	4.17
	104.0	31.27	26.15	4.10	32.99	25.86	4.16	34.70	27.65	4.23	35.56	29.61	4.26	38.14	28.84	4.36	39.86	28.29	4.42
	109.4	30.22	25.67	4.26	31.94	25.40	4.32	33.66	27.23	4.38	34.52	29.20	4.42	37.10	28.48	4.51	38.82	27.96	4.58
	114.8	29.18	25.19	4.42	30.90	24.95	4.48	32.62	26.81	4.55	33.48	28.79	4.58	36.06	28.12	4.68	37.78	27.63	4.74
CTXS07L + FTXS09L + FTXS09L	68.0	30.74	24.13	2.19	32.12	23.71	2.24	33.50	25.06	2.28	34.19	26.63	2.30	36.26	25.75	2.37	37.65	25.14	2.41
	77.0	29.34	23.45	2.32	30.72	23.08	2.37	32.10	24.48	2.41	32.79	26.07	2.43	34.87	25.26	2.50	36.25	24.69	2.54
	86.0	27.94	22.79	2.47	29.32	22.46	2.51	30.71	23.90	2.56	31.40	25.51	2.58	33.47	24.77	2.64	34.85	24.24	2.69
	89.6	27.38	22.53	2.53	28.76	22.22	2.57	30.15	23.67	2.62	30.84	25.29	2.64	32.91	24.57	2.70	34.29	24.06	2.75
	95.0	26.54	22.13	2.62	27.93	21.85	2.67	29.31	23.33	2.71	30.00	24.96	2.73	32.07	24.28	2.80	33.46	23.80	2.84
	104.0	25.15	21.48	2.79	26.53	21.24	2.84	27.91	22.76	2.88	28.60	24.42	2.90	30.68	23.80	2.97	32.06	23.36	3.01
	109.4	24.31	21.10	2.90	25.69	20.88	2.94	27.07	22.43	2.98	27.76	24.10	3.01	29.84	23.52	3.07	31.22	23.10	3.12
	114.8	23.47	20.71	3.01	24.85	20.52	3.05	26.24	22.09	3.10	26.93	23.77	3.12	29.00	23.23	3.18	30.38	22.84	3.23
CTXS07L + FTXS09L + FDXS09L	68.0	29.30	22.91	2.08	30.62	22.51	2.12	31.94	23.78	2.16	32.60	25.26	2.18	34.57	24.42	2.25	35.89	23.84	2.29
	77.0	27.97	22.26	2.20	29.29	21.91	2.25	30.60	23.22	2.29	31.26	24.72	2.31	33.24	23.95	2.37	34.56	23.40	2.41
	86.0	26.64	21.63	2.34	27.96	21.32	2.38	29.27	22.67	2.42	29.93	24.19	2.45	31.91	23.48	2.51	33.23	22.98	2.55
	89.6	26.10	21.38	2.40	27.42	21.08	2.44	28.74	22.45	2.48	29.40	23.98	2.50	31.38	23.29	2.56	32.69	22.81	2.61
	95.0	25.31	21.00	2.49	26.62	20.73	2.53	27.94	22.12	2.57	28.60	23.67	2.59	30.58	23.02	2.65	31.89	22.55	2.70
	104.0	23.97	20.38	2.65	25.29	20.15	2.69	26.61	21.58	2.73	27.27	23.15	2.75	29.24	22.56	2.81	30.56	22.14	2.86
	109.4	23.18	20.01	2.75	24.49	19.81	2.79	25.81	21.26	2.83	26.47	22.84	2.85	28.45	22.28	2.91	29.76	21.89	2.96
	114.8	22.38	19.65	2.85	23.69	19.46	2.90	25.01	20.94	2.94	25.67	22.53	2.96	27.65	22.01	3.02	28.96	21.64	3.06

Combination (Capacity)	Outdoor air temp. EDB	Indoor air temp.:EWB																		
		57.2			60.8			64.4			67.0			71.6			75.2		
		TC	SHC	PI	TC	SHC	PI	TC	SHC	PI	TC	SHC	PI	TC	SHC	PI	TC	SHC	PI
		kBtu/h	kBtu/h	kW	kBtu/h	kBtu/h	kW	kBtu/h	kBtu/h	kW	kBtu/h	kBtu/h	kW	kBtu/h	kBtu/h	kW	kBtu/h	kBtu/h	kW
CTXS07L + FDXS09L + FDXS09L	68.0	27.97	21.74	2.02	29.23	21.36	2.06	30.48	22.55	2.10	31.11	23.93	2.12	33.00	23.13	2.18	34.26	22.57	2.22
	77.0	26.70	21.12	2.14	27.96	20.79	2.18	29.21	22.01	2.22	29.84	23.42	2.24	31.73	22.68	2.30	32.99	22.16	2.34
	86.0	25.43	20.52	2.27	26.68	20.22	2.31	27.94	21.48	2.35	28.57	22.91	2.37	30.46	22.23	2.43	31.72	21.75	2.47
	89.6	24.92	20.27	2.33	26.18	19.99	2.37	27.43	21.27	2.41	28.06	22.71	2.43	29.95	22.05	2.49	31.21	21.59	2.53
	95.0	24.16	19.91	2.41	25.41	19.66	2.45	26.67	20.96	2.49	27.30	22.41	2.51	29.19	21.79	2.57	30.44	21.35	2.61
	104.0	22.88	19.32	2.57	24.14	19.10	2.61	25.40	20.44	2.65	26.03	21.91	2.67	27.92	21.35	2.73	29.17	20.95	2.77
	109.4	22.12	18.97	2.66	23.38	18.77	2.70	24.64	20.14	2.74	25.27	21.61	2.76	27.15	21.09	2.82	28.41	20.71	2.86
	114.8	21.36	18.62	2.77	22.62	18.44	2.81	23.87	19.83	2.85	24.50	21.32	2.87	26.39	20.83	2.93	27.65	20.47	2.97
CTXS07L + FTXS09L + FTXS12L	68.0	32.99	25.20	2.51	34.47	24.76	2.56	35.96	26.08	2.61	36.70	27.62	2.64	38.92	26.68	2.71	40.41	26.01	2.76
	77.0	31.49	24.47	2.66	32.97	24.08	2.71	34.46	25.44	2.76	35.20	27.01	2.79	37.42	26.14	2.87	38.91	25.52	2.92
	86.0	29.99	23.74	2.83	31.47	23.40	2.88	32.96	24.80	2.93	33.70	26.40	2.95	35.92	25.60	3.03	37.41	25.03	3.08
	89.6	29.39	23.46	2.90	30.87	23.13	2.95	32.36	24.55	3.00	33.10	26.16	3.02	35.32	25.39	3.10	36.81	24.84	3.15
	95.0	28.49	23.03	3.01	29.97	22.73	3.06	31.46	24.18	3.11	32.20	25.80	3.13	34.43	25.07	3.21	35.91	24.55	3.26
	104.0	26.99	22.32	3.20	28.48	22.07	3.25	29.96	23.56	3.30	30.70	25.21	3.33	32.93	24.54	3.40	34.41	24.07	3.45
	109.4	26.09	21.90	3.32	27.58	21.67	3.37	29.06	23.20	3.42	29.80	24.85	3.45	32.03	24.23	3.52	33.51	23.78	3.57
	114.8	25.19	21.48	3.45	26.68	21.28	3.50	28.16	22.83	3.55	28.90	24.50	3.57	31.13	23.92	3.65	32.61	23.50	3.70
CTXS07L + FTXS09L + FDXS12L	68.0	31.76	24.05	2.43	33.19	23.63	2.48	34.62	24.85	2.53	35.33	26.30	2.55	37.47	25.39	2.63	38.90	24.75	2.68
	77.0	30.32	23.34	2.58	31.74	22.97	2.63	33.17	24.23	2.68	33.89	25.70	2.70	36.03	24.86	2.77	37.46	24.27	2.82
	86.0	28.87	22.64	2.74	30.30	22.31	2.79	31.73	23.62	2.84	32.44	25.12	2.86	34.59	24.34	2.93	36.01	23.79	2.98
	89.6	28.30	22.36	2.81	29.72	22.05	2.86	31.15	23.38	2.90	31.87	24.88	2.93	34.01	24.14	3.00	35.44	23.61	3.05
	95.0	27.43	21.95	2.91	28.86	21.66	2.96	30.29	23.02	3.01	31.00	24.53	3.03	33.14	23.83	3.11	34.57	23.32	3.15
	104.0	25.99	21.26	3.10	27.41	21.02	3.15	28.84	22.42	3.20	29.56	23.96	3.22	31.70	23.32	3.29	33.13	22.86	3.34
	109.4	25.12	20.85	3.22	26.55	20.64	3.26	27.98	22.06	3.31	28.69	23.62	3.34	30.83	23.02	3.41	32.26	22.59	3.46
	114.8	24.25	20.45	3.34	25.68	20.26	3.39	27.11	21.71	3.44	27.82	23.28	3.46	29.97	22.72	3.53	31.39	22.31	3.58
CTXS07L + FDXS09L + FTXS12L	68.0	31.76	24.09	2.38	33.19	23.67	2.43	34.62	24.89	2.48	35.33	26.35	2.50	37.47	25.44	2.58	38.90	24.80	2.62
	77.0	30.32	23.38	2.53	31.74	23.00	2.58	33.17	24.28	2.62	33.89	25.75	2.65	36.03	24.91	2.72	37.46	24.32	2.77
	86.0	28.87	22.68	2.68	30.30	22.35	2.73	31.73	23.67	2.78	32.44	25.17	2.80	34.59	24.39	2.88	36.01	23.84	2.92
	89.6	28.30	22.40	2.75	29.72	22.09	2.80	31.15	23.42	2.85	31.87	24.93	2.87	34.01	24.19	2.94	35.44	23.66	2.99
	95.0	27.43	21.98	2.85	28.86	21.70	2.90	30.29	23.06	2.95	31.00	24.58	2.97	33.14	23.88	3.04	34.57	23.38	3.09
	104.0	25.99	21.30	3.04	27.41	21.06	3.08	28.84	22.46	3.13	29.56	24.01	3.16	31.70	23.37	3.23	33.13	22.91	3.27
	109.4	25.12	20.89	3.15	26.55	20.68	3.20	27.98	22.11	3.25	28.69	23.67	3.27	30.83	23.07	3.34	32.26	22.64	3.39
	114.8	24.25	20.49	3.27	25.68	20.30	3.32	27.11	21.76	3.37	27.82	23.33	3.39	29.97	22.77	3.46	31.39	22.36	3.51
CTXS07L + FDXS09L + FDXS12L	68.0	30.63	22.99	2.37	32.01	22.59	2.42	33.39	23.72	2.46	34.08	25.08	2.49	36.14	24.20	2.56	37.52	23.58	2.60
	77.0	29.24	22.30	2.51	30.62	21.94	2.56	32.00	23.12	2.61	32.68	24.50	2.63	34.75	23.69	2.70	36.13	23.11	2.75
	86.0	27.85	21.62	2.67	29.23	21.30	2.71	30.60	22.53	2.76	31.29	23.93	2.78	33.36	23.18	2.86	34.74	22.65	2.90
	89.6	27.29	21.35	2.73	28.67	21.05	2.78	30.05	22.29	2.83	30.74	23.70	2.85	32.80	22.98	2.92	34.18	22.47	2.97
	95.0	26.46	20.95	2.84	27.83	20.67	2.88	29.21	21.94	2.93	29.90	23.36	2.95	31.97	22.68	3.02	33.34	22.19	3.07
	104.0	25.06	20.28	3.02	26.44	20.05	3.06	27.82	21.36	3.11	28.51	22.80	3.13	30.57	22.19	3.21	31.95	21.74	3.25
	109.4	24.23	19.89	3.13	25.61	19.68	3.18	26.98	21.02	3.23	27.67	22.47	3.25	29.74	21.90	3.32	31.12	21.47	3.37
	114.8	23.39	19.49	3.25	24.77	19.31	3.30	26.15	20.67	3.35	26.84	22.14	3.37	28.90	21.60	3.44	30.28	21.21	3.49
CTXS07L + FTXS09L + FTXS15L	68.0	35.24	28.38	2.57	36.83	27.90	2.62	38.41	29.58	2.67	39.21	31.52	2.70	41.58	30.51	2.77	43.17	29.81	2.83
	77.0	33.64	27.62	2.72	35.23	27.19	2.78	36.81	28.92	2.83	37.60	30.88	2.85	39.98	29.95	2.93	41.57	29.31	2.98
	86.0	32.04	26.87	2.89	33.62	26.49	2.94	35.21	28.27	3.00	36.00	30.26	3.02	38.38	29.40	3.10	39.96	28.80	3.15
	89.6	31.40	26.57	2.96	32.98	26.21	3.02	34.57	28.01	3.07	35.36	30.01	3.09	37.74	29.18	3.17	39.32	28.60	3.22
	95.0	30.44	26.12	3.08	32.02	25.79	3.13	33.61	27.62	3.18	34.40	29.63	3.20	36.78	28.85	3.28	38.36	28.30	3.33
	104.0	28.84	25.39	3.27	30.42	25.10	3.32	32.01	26.98	3.37	32.80	29.02	3.40	35.18	28.31	3.48	36.76	27.81	3.53
	109.4	27.88	24.95	3.40	29.46	24.69	3.45	31.04	26.60	3.50	31.84	28.65	3.52	34.21	27.99	3.60	35.80	27.51	3.65
	114.8	26.91	24.52	3.53	28.50	24.29	3.58	30.08	26.22	3.63	30.88	28.29	3.65	33.25	27.67	3.73	34.84	27.22	3.78

Combination (Capacity)	Outdoor air temp. EDB	Indoor air temp.:EWB																		
		57.2			60.8			64.4			67.0			71.6			75.2		
		TC	SHC	PI	TC	SHC	PI	TC	SHC	PI	TC	SHC	PI	TC	SHC	PI	TC	SHC	PI
		kBtu/h	kBtu/h	kW	kBtu/h	kBtu/h	kW	kBtu/h	kBtu/h	kW	kBtu/h	kBtu/h	kW	kBtu/h	kBtu/h	kW	kBtu/h	kBtu/h	kW
CTXS07L + FTXS09L + CDXS15L	68.0	34.22	26.33	2.71	35.76	25.88	2.76	37.30	27.28	2.81	38.07	28.92	2.84	40.37	27.94	2.92	41.91	27.26	2.98
	77.0	32.66	25.58	2.87	34.20	25.17	2.92	35.74	26.62	2.98	36.51	28.29	3.00	38.82	27.38	3.08	40.36	26.75	3.14
	86.0	31.11	24.83	3.05	32.65	24.47	3.10	34.19	25.97	3.15	34.96	27.66	3.18	37.26	26.83	3.26	38.80	26.24	3.32
	89.6	30.49	24.53	3.12	32.02	24.19	3.18	33.56	25.71	3.23	34.33	27.41	3.26	36.64	26.61	3.34	38.18	26.04	3.39
	95.0	29.55	24.09	3.24	31.09	23.78	3.29	32.63	25.32	3.35	33.40	27.04	3.37	35.71	26.28	3.45	37.25	25.74	3.51
	104.0	28.00	23.36	3.45	29.54	23.09	3.50	31.08	24.69	3.55	31.84	26.43	3.58	34.15	25.74	3.66	35.69	25.25	3.72
	109.4	27.06	22.92	3.58	28.60	22.69	3.63	30.14	24.31	3.68	30.91	26.06	3.71	33.22	25.42	3.79	34.76	24.95	3.85
	114.8	26.13	22.49	3.71	27.67	22.28	3.77	29.21	23.93	3.82	29.98	25.70	3.85	32.29	25.10	3.93	33.83	24.66	3.98
CTXS07L + FDXS09L + FTXS15L	68.0	34.22	27.35	2.50	35.76	26.89	2.55	37.30	28.48	2.60	38.07	30.33	2.62	40.37	29.35	2.70	41.91	28.67	2.75
	77.0	32.66	26.61	2.65	34.20	26.20	2.70	35.74	27.84	2.75	36.51	29.71	2.77	38.82	28.80	2.85	40.36	28.17	2.90
	86.0	31.11	25.88	2.81	32.65	25.51	2.86	34.19	27.20	2.91	34.96	29.10	2.94	37.26	28.26	3.01	38.80	27.68	3.06
	89.6	30.49	25.59	2.88	32.02	25.24	2.93	33.56	26.95	2.98	34.33	28.85	3.01	36.64	28.05	3.08	38.18	27.49	3.13
	95.0	29.55	25.16	2.99	31.09	24.83	3.04	32.63	26.57	3.09	33.40	28.49	3.11	35.71	27.73	3.19	37.25	27.19	3.24
	104.0	28.00	24.44	3.18	29.54	24.16	3.23	31.08	25.95	3.28	31.84	27.89	3.30	34.15	27.20	3.38	35.69	26.71	3.43
	109.4	27.06	24.01	3.30	28.60	23.77	3.35	30.14	25.58	3.40	30.91	27.53	3.43	33.22	26.89	3.50	34.76	26.43	3.55
	114.8	26.13	23.59	3.43	27.67	23.37	3.48	29.21	25.21	3.53	29.98	27.18	3.55	32.29	26.57	3.63	33.83	26.14	3.68
CTXS07L + FDXS09L + CDXS15L	68.0	33.19	25.32	2.63	34.69	24.88	2.69	36.18	26.19	2.74	36.93	27.74	2.77	39.17	26.79	2.84	40.66	26.12	2.90
	77.0	31.69	24.58	2.79	33.18	24.19	2.84	34.67	25.55	2.90	35.42	27.12	2.92	37.66	26.24	3.00	39.15	25.62	3.05
	86.0	30.18	23.85	2.97	31.67	23.50	3.02	33.16	24.91	3.07	33.91	26.51	3.10	36.15	25.70	3.18	37.64	25.13	3.23
	89.6	29.57	23.56	3.04	31.07	23.23	3.09	32.56	24.66	3.14	33.31	26.27	3.17	35.54	25.49	3.25	37.04	24.93	3.30
	95.0	28.67	23.13	3.15	30.16	22.83	3.20	31.65	24.28	3.26	32.40	25.90	3.28	34.64	25.17	3.36	36.13	24.64	3.41
	104.0	27.16	22.42	3.35	28.65	22.16	3.41	30.14	23.66	3.46	30.89	25.31	3.48	33.13	24.64	3.56	34.62	24.16	3.62
	109.4	26.25	21.99	3.48	27.75	21.76	3.53	29.24	23.29	3.59	29.99	24.95	3.61	32.23	24.33	3.69	33.72	23.87	3.74
	114.8	25.35	21.57	3.61	26.84	21.37	3.67	28.33	22.93	3.72	29.08	24.60	3.75	31.32	24.01	3.82	32.81	23.59	3.88
CTXS07L + FTXS09L + FTXS18L	68.0	37.39	29.54	2.74	39.08	29.03	2.79	40.76	30.71	2.85	41.60	32.66	2.87	44.12	31.59	2.96	45.80	30.84	3.01
	77.0	35.70	28.72	2.90	37.38	28.27	2.96	39.06	30.00	3.01	39.90	31.98	3.04	42.42	30.99	3.12	44.10	30.30	3.18
	86.0	34.00	27.92	3.08	35.68	27.52	3.14	37.36	29.30	3.19	38.20	31.30	3.22	40.72	30.39	3.30	42.40	29.76	3.36
	89.6	33.32	27.60	3.16	35.00	27.22	3.21	36.68	29.02	3.27	37.52	31.04	3.30	40.04	30.16	3.38	41.72	29.54	3.43
	95.0	32.30	27.12	3.28	33.98	26.78	3.33	35.66	28.61	3.39	36.50	30.64	3.41	39.02	29.81	3.50	40.70	29.22	3.55
	104.0	30.60	26.34	3.49	32.28	26.04	3.54	33.96	27.92	3.60	34.80	29.98	3.62	37.32	29.23	3.70	39.00	28.69	3.76
	109.4	29.58	25.87	3.62	31.26	25.60	3.67	32.94	27.52	3.73	33.78	29.58	3.76	36.30	28.88	3.84	37.98	28.37	3.89
	114.8	28.56	25.40	3.76	30.24	25.16	3.81	31.92	27.11	3.87	32.76	29.19	3.89	35.28	28.53	3.98	36.97	28.06	4.03
CTXS07L + FTXS09L + CDXS18L	68.0	36.57	27.50	3.04	38.22	27.02	3.10	39.86	28.38	3.16	40.69	30.01	3.19	43.15	28.96	3.28	44.80	28.22	3.34
	77.0	34.91	26.67	3.22	36.56	26.25	3.28	38.20	27.66	3.34	39.02	29.32	3.37	41.49	28.35	3.46	43.14	27.66	3.52
	86.0	33.25	25.86	3.42	34.90	25.48	3.48	36.54	26.96	3.54	37.36	28.63	3.57	39.83	27.75	3.66	41.47	27.11	3.72
	89.6	32.59	25.54	3.50	34.23	25.18	3.56	35.87	26.67	3.62	36.70	28.36	3.65	39.16	27.51	3.74	40.81	26.89	3.80
	95.0	31.59	25.06	3.63	33.23	24.73	3.69	34.88	26.26	3.75	35.70	27.96	3.78	38.17	27.15	3.87	39.81	26.57	3.94
	104.0	29.93	24.27	3.86	31.57	23.99	3.93	33.22	25.56	3.99	34.04	27.29	4.02	36.50	26.56	4.11	38.15	26.03	4.17
	109.4	28.93	23.80	4.01	30.57	23.55	4.07	32.22	25.15	4.13	33.04	26.90	4.16	35.51	26.21	4.25	37.15	25.71	4.31
	114.8	27.93	23.33	4.17	29.58	23.11	4.23	31.22	24.74	4.29	32.04	26.51	4.32	34.51	25.87	4.41	36.15	25.39	4.47
CTXS07L + FDXS09L + FTXS18L	68.0	36.57	28.62	2.83	38.22	28.12	2.89	39.86	29.71	2.95	40.69	31.56	2.98	43.15	30.52	3.06	44.80	29.79	3.12
	77.0	34.91	27.82	3.01	36.56	27.38	3.06	38.20	29.01	3.12	39.02	30.89	3.15	41.49	29.92	3.23	43.14	29.25	3.29
	86.0	33.25	27.02	3.19	34.90	26.64	3.25	36.54	28.33	3.30	37.36	30.23	3.33	39.83	29.34	3.42	41.47	28.71	3.47
	89.6	32.59	26.71	3.27	34.23	26.34	3.33	35.87	28.05	3.38	36.70	29.97	3.41	39.16	29.11	3.50	40.81	28.50	3.55
	95.0	31.59	26.24	3.39	33.23	25.90	3.45	34.88	27.64	3.51	35.70	29.57	3.53	38.17	28.76	3.62	39.81	28.19	3.67
	104.0	29.93	25.47	3.61	31.57	25.18	3.67	33.22	26.97	3.72	34.04	28.92	3.75	36.50	28.19	3.84	38.15	27.66	3.89
	109.4	28.93	25.01	3.75	30.57	24.75	3.80	32.22	26.57	3.86	33.04	28.54	3.89	35.51	27.85	3.97	37.15	27.35	4.03
	114.8	27.93	24.55	3.89	29.58	24.32	3.95	31.22	26.17	4.00	32.04	28.15	4.03	34.51	27.51	4.12	36.15	27.04	4.17

Combination (Capacity)	Outdoor air temp. EDB	Indoor air temp.:EWB																		
		57.2			60.8			64.4			67.0			71.6			75.2		
		TC	SHC	PI	TC	SHC	PI	TC	SHC	PI	TC	SHC	PI	TC	SHC	PI	TC	SHC	PI
		kBtu/h	kBtu/h	kW	kBtu/h	kBtu/h	kW	kBtu/h	kBtu/h	kW	kBtu/h	kBtu/h	kW	kBtu/h	kBtu/h	kW	kBtu/h	kBtu/h	kW
CTXS07L + FDXS09L + CDXS18L	68.0	35.86	26.64	3.02	37.47	26.17	3.08	39.08	27.45	3.14	39.89	28.98	3.17	42.31	27.95	3.26	43.92	27.22	3.32
	77.0	34.23	25.83	3.20	35.84	25.41	3.26	37.45	26.74	3.32	38.26	28.29	3.35	40.68	27.34	3.44	42.29	26.67	3.50
	86.0	32.60	25.03	3.40	34.21	24.66	3.46	35.82	26.04	3.52	36.63	27.62	3.55	39.05	26.75	3.64	40.66	26.12	3.70
	89.6	31.95	24.71	3.48	33.56	24.36	3.54	35.17	25.76	3.60	35.98	27.35	3.63	38.40	26.51	3.72	40.01	25.91	3.78
	95.0	30.97	24.23	3.61	32.58	23.92	3.67	34.19	25.35	3.73	35.00	26.95	3.76	37.42	26.16	3.85	39.03	25.58	3.91
	104.0	29.34	23.45	3.84	30.95	23.18	3.90	32.56	24.66	3.96	33.37	26.29	3.99	35.79	25.58	4.09	37.40	25.05	4.15
	109.4	28.36	22.98	3.99	29.97	22.75	4.05	31.59	24.25	4.11	32.39	25.90	4.14	34.81	25.23	4.23	36.42	24.74	4.29
	114.8	27.38	22.52	4.14	29.00	22.31	4.20	30.61	23.85	4.26	31.41	25.51	4.29	33.83	24.89	4.38	35.45	24.42	4.44
CTXS07L + FTXS09L + FTXS24L	68.0	38.93	30.77	2.75	40.68	30.24	2.81	42.43	31.99	2.86	43.31	34.02	2.89	45.93	32.91	2.97	47.68	32.14	3.03
	77.0	37.16	29.92	2.92	38.91	29.45	2.97	40.66	31.26	3.03	41.54	33.32	3.06	44.16	32.29	3.14	45.92	31.57	3.19
	86.0	35.39	29.09	3.10	37.14	28.67	3.16	38.89	30.53	3.21	39.77	32.61	3.24	42.40	31.67	3.32	44.15	31.00	3.38
	89.6	34.68	28.75	3.18	36.44	28.36	3.23	38.19	30.24	3.29	39.06	32.34	3.31	41.69	31.42	3.40	43.44	30.78	3.45
	95.0	33.62	28.26	3.30	35.37	27.90	3.35	37.12	29.81	3.41	38.00	31.92	3.43	40.63	31.06	3.52	42.38	30.45	3.57
	104.0	31.85	27.44	3.51	33.60	27.13	3.56	35.36	29.09	3.62	36.23	31.23	3.64	38.86	30.45	3.73	40.61	29.89	3.78
	109.4	30.79	26.95	3.64	32.54	26.67	3.70	34.29	28.67	3.75	35.17	30.83	3.78	37.80	30.09	3.86	39.55	29.57	3.91
	114.8	29.73	26.47	3.78	31.48	26.22	3.83	33.23	28.25	3.89	34.11	30.42	3.92	36.73	29.73	4.00	38.48	29.24	4.05
CTXS07L + FTXS09L + CDXS24L	68.0	38.21	29.72	3.23	39.93	29.20	3.29	41.65	30.83	3.36	42.51	32.72	3.39	45.09	31.63	3.49	46.81	30.87	3.55
	77.0	36.48	28.88	3.42	38.20	28.42	3.49	39.91	30.10	3.55	40.77	32.02	3.58	43.35	31.01	3.68	45.07	30.30	3.74
	86.0	34.74	28.05	3.63	36.46	27.64	3.70	38.18	29.37	3.76	39.04	31.33	3.79	41.61	30.40	3.89	43.33	29.74	3.96
	89.6	34.05	27.72	3.72	35.76	27.33	3.79	37.48	29.09	3.85	38.34	31.05	3.88	40.92	30.15	3.98	42.64	29.52	4.05
	95.0	33.00	27.23	3.86	34.72	26.87	3.93	36.44	28.66	3.99	37.30	30.64	4.02	39.88	29.79	4.12	41.60	29.19	4.19
	104.0	31.27	26.41	4.11	32.99	26.12	4.17	34.70	27.95	4.24	35.56	29.96	4.27	38.14	29.19	4.37	39.86	28.64	4.43
	109.4	30.22	25.93	4.27	31.94	25.66	4.33	33.66	27.53	4.40	34.52	29.55	4.43	37.10	28.83	4.52	38.82	28.32	4.59
	114.8	29.18	25.45	4.43	30.90	25.21	4.49	32.62	27.11	4.56	33.48	29.15	4.59	36.06	28.48	4.69	37.78	27.99	4.75
CTXS07L + FDXS09L + FTXS24L	68.0	38.21	29.90	3.03	39.93	29.38	3.09	41.65	31.04	3.15	42.51	32.97	3.18	45.09	31.88	3.27	46.81	31.12	3.33
	77.0	36.48	29.06	3.21	38.20	28.60	3.27	39.91	30.31	3.33	40.77	32.27	3.36	43.35	31.26	3.45	45.07	30.56	3.51
	86.0	34.74	28.23	3.41	36.46	27.83	3.47	38.18	29.59	3.53	39.04	31.58	3.56	41.61	30.65	3.65	43.33	30.00	3.71
	89.6	34.05	27.91	3.49	35.76	27.52	3.55	37.48	29.31	3.61	38.34	31.31	3.64	40.92	30.41	3.73	42.64	29.78	3.79
	95.0	33.00	27.42	3.62	34.72	27.06	3.68	36.44	28.88	3.74	37.30	30.90	3.77	39.88	30.05	3.86	41.60	29.45	3.92
	104.0	31.27	26.61	3.85	32.99	26.31	3.92	34.70	28.18	3.98	35.56	30.22	4.01	38.14	29.45	4.10	39.86	28.90	4.16
	109.4	30.22	26.13	4.00	31.94	25.86	4.06	33.66	27.76	4.12	34.52	29.82	4.15	37.10	29.10	4.24	38.82	28.58	4.30
	114.8	29.18	25.65	4.15	30.90	25.41	4.21	32.62	27.34	4.27	33.48	29.41	4.30	36.06	28.74	4.40	37.78	28.26	4.46
CTXS07L + FDXS09L + CDXS24L	68.0	37.60	28.90	3.26	39.29	28.40	3.33	40.98	29.93	3.39	41.83	31.73	3.42	44.36	30.65	3.52	46.05	29.90	3.59
	77.0	35.89	28.07	3.46	37.58	27.62	3.52	39.27	29.20	3.59	40.12	31.03	3.62	42.65	30.04	3.72	44.34	29.33	3.78
	86.0	34.18	27.24	3.67	35.87	26.85	3.74	37.56	28.49	3.80	38.41	30.34	3.83	40.95	29.43	3.93	42.64	28.78	4.00
	89.6	33.50	26.92	3.76	35.19	26.54	3.83	36.88	28.20	3.89	37.73	30.07	3.92	40.26	29.19	4.02	41.95	28.56	4.09
	95.0	32.47	26.43	3.90	34.16	26.09	3.97	35.85	27.78	4.03	36.70	29.66	4.06	39.24	28.83	4.16	40.93	28.23	4.23
	104.0	30.76	25.63	4.15	32.45	25.34	4.22	34.15	27.08	4.28	34.99	28.98	4.31	37.53	28.23	4.41	39.22	27.69	4.48
	109.4	29.74	25.15	4.31	31.43	24.89	4.37	33.12	26.66	4.44	33.97	28.58	4.47	36.50	27.88	4.57	38.19	27.36	4.63
	114.8	28.71	24.67	4.47	30.40	24.44	4.54	32.10	26.25	4.60	32.94	28.18	4.64	35.48	27.52	4.73	37.17	27.04	4.80
CTXS07L + FTXS12L + FTXS12L	68.0	35.24	26.30	2.74	36.83	25.84	2.79	38.41	27.11	2.85	39.21	28.64	2.87	41.58	27.63	2.96	43.17	26.91	3.01
	77.0	33.64	25.50	2.90	35.23	25.09	2.96	36.81	26.42	3.01	37.60	27.97	3.04	39.98	27.03	3.12	41.57	26.37	3.18
	86.0	32.04	24.71	3.08	33.62	24.35	3.14	35.21	25.73	3.19	36.00	27.31	3.22	38.38	26.45	3.30	39.96	25.84	3.36
	89.6	31.40	24.40	3.16	32.98	24.06	3.21	34.57	25.46	3.27	35.36	27.04	3.30	37.74	26.22	3.38	39.32	25.62	3.43
	95.0	30.44	23.94	3.28	32.02	23.62	3.33	33.61	25.05	3.39	34.40	26.65	3.41	36.78	25.87	3.50	38.36	25.31	3.55
	104.0	28.84	23.17	3.49	30.42	22.90	3.54	32.01	24.38	3.60	32.80	26.01	3.62	35.18	25.30	3.70	36.76	24.79	3.76
	109.4	27.88	22.71	3.62	29.46	22.48	3.67	31.04	23.98	3.73	31.84	25.62	3.76	34.21	24.96	3.84	35.80	24.48	3.89
	114.8	26.91	22.26	3.76	28.50	22.05	3.81	30.08	23.59	3.87	30.88	25.24	3.89	33.25	24.63	3.98	34.84	24.17	4.03

Combination (Capacity)	Outdoor air temp. EDB	Indoor air temp.:EWB																	
		57.2			60.8			64.4			67.0			71.6			75.2		
		TC	SHC	PI	TC	SHC	PI	TC	SHC	PI	TC	SHC	PI	TC	SHC	PI	TC	SHC	PI
		kBtu/h	kBtu/h	kW	kBtu/h	kBtu/h	kW	kBtu/h	kBtu/h	kW	kBtu/h	kBtu/h	kW	kBtu/h	kBtu/h	kW	kBtu/h	kBtu/h	kW
CTXS07L + FTXS12L + FDXS12L	68.0	34.22	25.26	2.77	35.76	24.81	2.83	37.30	26.00	2.88	38.07	27.42	2.91	40.37	26.44	2.99	41.91	25.74	3.05
	77.0	32.66	24.48	2.94	34.20	24.08	2.99	35.74	25.31	3.05	36.51	26.76	3.08	38.82	25.86	3.16	40.36	25.21	3.21
	86.0	31.11	23.71	3.12	32.65	23.36	3.17	34.19	24.64	3.23	34.96	26.11	3.26	37.26	25.28	3.34	38.80	24.68	3.39
	89.6	30.49	23.40	3.20	32.02	23.07	3.25	33.56	24.37	3.31	34.33	25.86	3.33	36.64	25.05	3.42	38.18	24.48	3.47
	95.0	29.55	22.95	3.32	31.09	22.65	3.37	32.63	23.98	3.43	33.40	25.47	3.45	35.71	24.72	3.54	37.25	24.17	3.59
	104.0	28.00	22.19	3.53	29.54	21.94	3.58	31.08	23.32	3.64	31.84	24.84	3.67	34.15	24.16	3.75	35.69	23.66	3.80
	109.4	27.06	21.75	3.66	28.60	21.52	3.72	30.14	22.93	3.77	30.91	24.47	3.80	33.22	23.82	3.88	34.76	23.35	3.94
	114.8	26.13	21.31	3.80	27.67	21.11	3.86	29.21	22.54	3.91	29.98	24.09	3.94	32.29	23.50	4.02	33.83	23.05	4.08
CTXS07L + FDXS12L + FDXS12L	68.0	33.19	24.23	2.69	34.69	23.80	2.74	36.18	24.89	2.80	36.93	26.21	2.82	39.17	25.25	2.90	40.66	24.57	2.96
	77.0	31.69	23.46	2.85	33.18	23.08	2.91	34.67	24.22	2.96	35.42	25.56	2.99	37.66	24.68	3.07	39.15	24.05	3.12
	86.0	30.18	22.71	3.03	31.67	22.37	3.08	33.16	23.56	3.14	33.91	24.93	3.16	36.15	24.12	3.24	37.64	23.54	3.30
	89.6	29.57	22.41	3.10	31.07	22.09	3.16	32.56	23.30	3.21	33.31	24.67	3.24	35.54	23.90	3.32	37.04	23.33	3.37
	95.0	28.67	21.96	3.22	30.16	21.67	3.27	31.65	22.91	3.33	32.40	24.30	3.35	34.64	23.56	3.43	36.13	23.03	3.49
	104.0	27.16	21.22	3.43	28.65	20.98	3.48	30.14	22.26	3.53	30.89	23.68	3.56	33.13	23.02	3.64	34.62	22.53	3.69
	109.4	26.25	20.79	3.56	27.75	20.57	3.61	29.24	21.88	3.66	29.99	23.31	3.69	32.23	22.69	3.77	33.72	22.23	3.82
	114.8	25.35	20.36	3.69	26.84	20.17	3.74	28.33	21.50	3.80	29.08	22.95	3.83	31.32	22.37	3.91	32.81	21.94	3.96
CTXS07L + FTXS12L + FTXS15L	68.0	37.39	29.38	2.74	39.08	28.88	2.79	40.76	30.53	2.85	41.60	32.45	2.87	44.12	31.38	2.96	45.80	30.63	3.01
	77.0	35.70	28.57	2.90	37.38	28.12	2.96	39.06	29.82	3.01	39.90	31.76	3.04	42.42	30.77	3.12	44.10	30.08	3.18
	86.0	34.00	27.76	3.08	35.68	27.36	3.14	37.36	29.12	3.19	38.20	31.09	3.22	40.72	30.18	3.30	42.40	29.54	3.36
	89.6	33.32	27.44	3.16	35.00	27.06	3.21	36.68	28.84	3.27	37.52	30.82	3.30	40.04	29.94	3.38	41.72	29.32	3.43
	95.0	32.30	26.96	3.28	33.98	26.62	3.33	35.66	28.42	3.39	36.50	30.42	3.41	39.02	29.59	3.50	40.70	29.00	3.55
	104.0	30.60	26.17	3.49	32.28	25.88	3.54	33.96	27.73	3.60	34.80	29.76	3.62	37.32	29.00	3.70	39.00	28.47	3.76
	109.4	29.58	25.70	3.62	31.26	25.44	3.67	32.94	27.32	3.73	33.78	29.36	3.76	36.30	28.66	3.84	37.98	28.15	3.89
	114.8	28.56	25.24	3.76	30.24	25.00	3.81	31.92	26.92	3.87	32.76	28.97	3.89	35.28	28.31	3.98	36.97	27.84	4.03
CTXS07L + FTXS12L + CDXS15L	68.0	36.57	27.47	3.05	38.22	26.99	3.11	39.86	28.36	3.17	40.69	29.98	3.20	43.15	28.93	3.29	44.80	28.19	3.36
	77.0	34.91	26.65	3.24	36.56	26.22	3.30	38.20	27.64	3.36	39.02	29.29	3.39	41.49	28.32	3.48	43.14	27.63	3.54
	86.0	33.25	25.84	3.44	34.90	25.46	3.50	36.54	26.93	3.56	37.36	28.60	3.59	39.83	27.71	3.68	41.47	27.08	3.74
	89.6	32.59	25.52	3.52	34.23	25.16	3.58	35.87	26.65	3.64	36.70	28.33	3.67	39.16	27.48	3.76	40.81	26.86	3.82
	95.0	31.59	25.04	3.65	33.23	24.71	3.71	34.88	26.23	3.77	35.70	27.93	3.80	38.17	27.12	3.90	39.81	26.54	3.96
	104.0	29.93	24.24	3.89	31.57	23.97	3.95	33.22	25.54	4.01	34.04	27.26	4.04	36.50	26.53	4.13	38.15	26.00	4.19
	109.4	28.93	23.77	4.03	30.57	23.53	4.09	32.22	25.12	4.15	33.04	26.87	4.19	35.51	26.18	4.28	37.15	25.68	4.34
	114.8	27.93	23.30	4.19	29.58	23.09	4.25	31.22	24.72	4.31	32.04	26.47	4.34	34.51	25.83	4.43	36.15	25.36	4.49
CTXS07L + FDXS12L + FTXS15L	68.0	36.57	28.43	2.89	38.22	27.94	2.95	39.86	29.49	3.01	40.69	31.30	3.03	43.15	30.25	3.12	44.80	29.52	3.18
	77.0	34.91	27.62	3.06	36.56	27.18	3.12	38.20	28.79	3.18	39.02	30.63	3.21	41.49	29.66	3.30	43.14	28.98	3.35
	86.0	33.25	26.83	3.25	34.90	26.44	3.31	36.54	28.10	3.37	37.36	29.96	3.40	39.83	29.07	3.48	41.47	28.45	3.54
	89.6	32.59	26.51	3.33	34.23	26.15	3.39	35.87	27.82	3.45	36.70	29.70	3.48	39.16	28.84	3.57	40.81	28.23	3.62
	95.0	31.59	26.04	3.46	33.23	25.71	3.52	34.88	27.41	3.58	35.70	29.30	3.60	38.17	28.49	3.69	39.81	27.92	3.75
	104.0	29.93	25.27	3.68	31.57	24.98	3.74	33.22	26.73	3.80	34.04	28.65	3.82	36.50	27.92	3.91	38.15	27.39	3.97
	109.4	28.93	24.80	3.82	30.57	24.55	3.88	32.22	26.33	3.94	33.04	28.26	3.97	35.51	27.58	4.05	37.15	27.08	4.11
	114.8	27.93	24.34	3.97	29.58	24.12	4.02	31.22	25.93	4.08	32.04	27.88	4.11	34.51	27.24	4.20	36.15	26.77	4.25
CTXS07L + FDXS12L + CDXS15L	68.0	35.86	26.59	3.03	37.47	26.12	3.09	39.08	27.38	3.15	39.89	28.90	3.18	42.31	27.87	3.27	43.92	27.14	3.33
	77.0	34.23	25.77	3.21	35.84	25.36	3.27	37.45	26.67	3.33	38.26	28.21	3.36	40.68	27.26	3.45	42.29	26.59	3.51
	86.0	32.60	24.97	3.41	34.21	24.60	3.47	35.82	25.97	3.53	36.63	27.54	3.56	39.05	26.67	3.65	40.66	26.04	3.71
	89.6	31.95	24.65	3.49	33.56	24.30	3.55	35.17	25.69	3.61	35.98	27.27	3.64	38.40	26.43	3.73	40.01	25.82	3.79
	95.0	30.97	24.17	3.62	32.58	23.86	3.68	34.19	25.27	3.74	35.00	26.87	3.77	37.42	26.08	3.86	39.03	25.50	3.92
	104.0	29.34	23.39	3.85	30.95	23.12	3.92	32.56	24.59	3.98	33.37	26.21	4.01	35.79	25.49	4.10	37.40	24.97	4.16
	109.4	28.36	22.92	4.00	29.97	22.68	4.06	31.59	24.18	4.12	32.39	25.82	4.15	34.81	25.15	4.24	36.42	24.65	4.30
	114.8	27.38	22.46	4.15	29.00	22.25	4.21	30.61	23.78	4.27	31.41	25.43	4.30	33.83	24.80	4.40	35.45	24.34	4.46

Combination (Capacity)	Outdoor air temp. EDB	Indoor air temp.:EWB																		
		57.2			60.8			64.4			67.0			71.6			75.2		
		TC	SHC	PI	TC	SHC	PI	TC	SHC	PI	TC	SHC	PI	TC	SHC	PI	TC	SHC	PI
		kBtu/h	kBtu/h	kW	kBtu/h	kBtu/h	kW	kBtu/h	kBtu/h	kW	kBtu/h	kBtu/h	kW	kBtu/h	kBtu/h	kW	kBtu/h	kBtu/h	kW
CTXS07L + FTXS12L + FTXS18L	68.0	38.93	30.26	2.86	40.68	29.74	2.92	42.43	31.39	2.97	43.31	33.32	3.00	45.93	32.20	3.09	47.68	31.42	3.14
	77.0	37.16	29.40	3.03	38.91	28.94	3.09	40.66	30.64	3.14	41.54	32.60	3.17	44.16	31.57	3.26	45.92	30.85	3.32
	86.0	35.39	28.56	3.22	37.14	28.15	3.28	38.89	29.91	3.33	39.77	31.89	3.36	42.40	30.95	3.45	44.15	30.28	3.50
	89.6	34.68	28.22	3.30	36.44	27.83	3.35	38.19	29.61	3.41	39.06	31.61	3.44	41.69	30.70	3.53	43.44	30.05	3.58
	95.0	33.62	27.72	3.42	35.37	27.36	3.48	37.12	29.18	3.54	38.00	31.19	3.56	40.63	30.33	3.65	42.38	29.71	3.71
	104.0	31.85	26.89	3.64	33.60	26.59	3.70	35.36	28.46	3.75	36.23	30.50	3.78	38.86	29.72	3.87	40.61	29.16	3.92
	109.4	30.79	26.40	3.78	32.54	26.13	3.84	34.29	28.03	3.89	35.17	30.09	3.92	37.80	29.35	4.01	39.55	28.82	4.06
	114.8	29.73	25.91	3.92	31.48	25.67	3.98	33.23	27.60	4.04	34.11	29.68	4.07	36.73	28.99	4.15	38.48	28.49	4.21
CTXS07L + FTXS12L + CDXS18L	68.0	38.21	28.30	3.22	39.93	27.80	3.28	41.65	29.14	3.35	42.51	30.74	3.38	45.09	29.65	3.48	46.81	28.87	3.54
	77.0	36.48	27.43	3.41	38.20	26.98	3.48	39.91	28.38	3.54	40.77	30.01	3.57	43.35	29.00	3.67	45.07	28.28	3.73
	86.0	34.74	26.57	3.63	36.46	26.18	3.69	38.18	27.63	3.75	39.04	29.29	3.79	41.61	28.36	3.88	43.33	27.69	3.95
	89.6	34.05	26.23	3.71	35.76	25.86	3.78	37.48	27.33	3.84	38.34	29.00	3.87	40.92	28.11	3.97	42.64	27.46	4.04
	95.0	33.00	25.72	3.85	34.72	25.38	3.92	36.44	26.89	3.98	37.30	28.58	4.01	39.88	27.73	4.11	41.60	27.12	4.17
	104.0	31.27	24.88	4.10	32.99	24.60	4.16	34.70	26.16	4.23	35.56	27.87	4.26	38.14	27.11	4.36	39.86	26.55	4.42
	109.4	30.22	24.38	4.26	31.94	24.13	4.32	33.66	25.72	4.38	34.52	27.45	4.42	37.10	26.74	4.51	38.82	26.21	4.58
	114.8	29.18	23.89	4.42	30.90	23.67	4.48	32.62	25.29	4.55	33.48	27.04	4.58	36.06	26.37	4.68	37.78	25.88	4.74
CTXS07L + FDXS12L + FTXS18L	68.0	38.21	29.35	3.13	39.93	28.85	3.19	41.65	30.40	3.26	42.51	32.22	3.29	45.09	31.13	3.38	46.81	30.36	3.44
	77.0	36.48	28.51	3.32	38.20	28.05	3.38	39.91	29.66	3.45	40.77	31.51	3.48	43.35	30.50	3.57	45.07	29.79	3.63
	86.0	34.74	27.67	3.53	36.46	27.27	3.59	38.18	28.93	3.65	39.04	30.81	3.68	41.61	29.88	3.78	43.33	29.23	3.84
	89.6	34.05	27.34	3.61	35.76	26.96	3.68	37.48	28.64	3.74	38.34	30.53	3.77	40.92	29.64	3.86	42.64	29.00	3.92
	95.0	33.00	26.85	3.75	34.72	26.50	3.81	36.44	28.21	3.87	37.30	30.12	3.90	39.88	29.27	4.00	41.60	28.67	4.06
	104.0	31.27	26.03	3.99	32.99	25.73	4.05	34.70	27.50	4.11	35.56	29.43	4.14	38.14	28.67	4.24	39.86	28.12	4.30
	109.4	30.22	25.54	4.14	31.94	25.28	4.20	33.66	27.08	4.26	34.52	29.03	4.30	37.10	28.31	4.39	38.82	27.79	4.45
	114.8	29.18	25.06	4.30	30.90	24.83	4.36	32.62	26.66	4.42	33.48	28.62	4.45	36.06	27.95	4.55	37.78	27.46	4.61
CTXS07L + FDXS12L + CDXS18L	68.0	37.60	27.47	3.32	39.29	26.98	3.38	40.98	28.22	3.45	41.83	29.73	3.48	44.36	28.64	3.58	46.05	27.87	3.65
	77.0	35.89	26.60	3.52	37.58	26.17	3.58	39.27	27.47	3.65	40.12	29.00	3.68	42.65	28.00	3.78	44.34	27.28	3.85
	86.0	34.18	25.75	3.73	35.87	25.37	3.80	37.56	26.72	3.87	38.41	28.28	3.90	40.95	27.36	4.00	42.64	26.70	4.06
	89.6	33.50	25.41	3.83	35.19	25.05	3.89	36.88	26.42	3.96	37.73	27.99	3.99	40.26	27.11	4.09	41.95	26.47	4.16
	95.0	32.47	24.91	3.97	34.16	24.58	4.04	35.85	25.98	4.10	36.70	27.57	4.13	39.24	26.73	4.23	40.93	26.13	4.30
	104.0	30.76	24.07	4.22	32.45	23.80	4.29	34.15	25.25	4.35	34.99	26.87	4.39	37.53	26.11	4.49	39.22	25.56	4.55
	109.4	29.74	23.58	4.38	31.43	23.34	4.45	33.12	24.82	4.52	33.97	26.45	4.55	36.50	25.75	4.65	38.19	25.23	4.71
	114.8	28.71	23.09	4.55	30.40	22.88	4.62	32.10	24.39	4.68	32.94	26.04	4.72	35.48	25.38	4.82	37.17	24.89	4.88
CTXS07L + FTXS12L + FTXS24L	68.0	38.93	30.75	2.76	40.68	30.22	2.82	42.43	31.97	2.87	43.31	33.99	2.90	45.93	32.88	2.98	47.68	32.10	3.04
	77.0	37.16	29.90	2.93	38.91	29.43	2.98	40.66	31.23	3.04	41.54	33.28	3.07	44.16	32.25	3.15	45.92	31.54	3.20
	86.0	35.39	29.06	3.11	37.14	28.65	3.16	38.89	30.50	3.22	39.77	32.58	3.25	42.40	31.64	3.33	44.15	30.97	3.39
	89.6	34.68	28.73	3.19	36.44	28.34	3.24	38.19	30.21	3.30	39.06	32.30	3.32	41.69	31.39	3.41	43.44	30.75	3.46
	95.0	33.62	28.23	3.31	35.37	27.87	3.36	37.12	29.78	3.42	38.00	31.89	3.44	40.63	31.02	3.53	42.38	30.41	3.58
	104.0	31.85	27.41	3.52	33.60	27.10	3.57	35.36	29.07	3.63	36.23	31.20	3.65	38.86	30.42	3.74	40.61	29.86	3.79
	109.4	30.79	26.93	3.65	32.54	26.65	3.71	34.29	28.64	3.76	35.17	30.79	3.79	37.80	30.06	3.87	39.55	29.53	3.93
	114.8	29.73	26.44	3.79	31.48	26.19	3.85	33.23	28.22	3.90	34.11	30.39	3.93	36.73	29.70	4.01	38.48	29.20	4.07
CTXS07L + FTXS12L + CDXS24L	68.0	38.21	29.69	3.23	39.93	29.18	3.29	41.65	30.80	3.36	42.51	32.69	3.39	45.09	31.60	3.49	46.81	30.83	3.55
	77.0	36.48	28.85	3.42	38.20	28.40	3.49	39.91	30.07	3.55	40.77	31.99	3.58	43.35	30.98	3.68	45.07	30.27	3.74
	86.0	34.74	28.02	3.63	36.46	27.62	3.70	38.18	29.35	3.76	39.04	31.29	3.79	41.61	30.37	3.89	43.33	29.71	3.96
	89.6	34.05	27.69	3.72	35.76	27.31	3.79	37.48	29.06	3.85	38.34	31.02	3.88	40.92	30.12	3.98	42.64	29.49	4.05
	95.0	33.00	27.20	3.86	34.72	26.85	3.93	36.44	28.63	3.99	37.30	30.61	4.02	39.88	29.76	4.12	41.60	29.16	4.19
	104.0	31.27	26.39	4.11	32.99	26.09	4.17	34.70	27.92	4.24	35.56	29.93	4.27	38.14	29.16	4.37	39.86	28.61	4.43
	109.4	30.22	25.91	4.27	31.94	25.64	4.33	33.66	27.50	4.40	34.52	29.52	4.43	37.10	28.80	4.52	38.82	28.28	4.59
	114.8	29.18	25.43	4.43	30.90	25.19	4.49	32.62	27.09	4.56	33.48	29.12	4.59	36.06	28.45	4.69	37.78	27.96	4.75

Combination (Capacity)	Outdoor air temp. EDB	Indoor air temp.:EWB																		
		57.2			60.8			64.4			67.0			71.6			75.2		
		TC	SHC	PI	TC	SHC	PI	TC	SHC	PI	TC	SHC	PI	TC	SHC	PI	TC	SHC	PI
		kBtu/h	kBtu/h	kW	kBtu/h	kBtu/h	kW	kBtu/h	kBtu/h	kW	kBtu/h	kBtu/h	kW	kBtu/h	kBtu/h	kW	kBtu/h	kBtu/h	kW
CTXS07L + FDXS12L + FTXS24L	68.0	38.21	29.84	3.03	39.93	29.32	3.09	41.65	30.97	3.15	42.51	32.89	3.18	45.09	31.80	3.27	46.81	31.04	3.33
	77.0	36.48	29.00	3.21	38.20	28.54	3.27	39.91	30.24	3.33	40.77	32.19	3.36	43.35	31.18	3.45	45.07	30.47	3.51
	86.0	34.74	28.17	3.41	36.46	27.77	3.47	38.18	29.52	3.53	39.04	31.50	3.56	41.61	30.57	3.65	43.33	29.91	3.71
	89.6	34.05	27.84	3.49	35.76	27.46	3.55	37.48	29.23	3.61	38.34	31.22	3.64	40.92	30.33	3.73	42.64	29.69	3.79
	95.0	33.00	27.35	3.62	34.72	27.00	3.68	36.44	28.81	3.74	37.30	30.81	3.77	39.88	29.96	3.86	41.60	29.36	3.92
	104.0	31.27	26.54	3.85	32.99	26.24	3.92	34.70	28.10	3.98	35.56	30.13	4.01	38.14	29.37	4.10	39.86	28.82	4.16
	109.4	30.22	26.06	4.00	31.94	25.79	4.06	33.66	27.68	4.12	34.52	29.73	4.15	37.10	29.01	4.24	38.82	28.49	4.30
	114.8	29.18	25.58	4.15	30.90	25.34	4.21	32.62	27.27	4.27	33.48	29.33	4.30	36.06	28.66	4.40	37.78	28.17	4.46
CTXS07L + FDXS12L + CDXS24L	68.0	37.60	28.84	3.20	39.29	28.34	3.27	40.98	29.86	3.33	41.83	31.65	3.36	44.36	30.57	3.46	46.05	29.81	3.52
	77.0	35.89	28.01	3.40	37.58	27.56	3.46	39.27	29.13	3.52	40.12	30.95	3.56	42.65	29.95	3.65	44.34	29.25	3.72
	86.0	34.18	27.18	3.61	35.87	26.79	3.67	37.56	28.41	3.73	38.41	30.26	3.77	40.95	29.34	3.86	42.64	28.69	3.93
	89.6	33.50	26.86	3.70	35.19	26.48	3.76	36.88	28.13	3.82	37.73	29.98	3.86	40.26	29.10	3.95	41.95	28.47	4.02
	95.0	32.47	26.37	3.83	34.16	26.03	3.90	35.85	27.70	3.96	36.70	29.57	3.99	39.24	28.74	4.09	40.93	28.15	4.15
	104.0	30.76	25.56	4.08	32.45	25.27	4.14	34.15	27.00	4.21	34.99	28.90	4.24	37.53	28.14	4.33	39.22	27.60	4.40
	109.4	29.74	25.09	4.23	31.43	24.83	4.30	33.12	26.59	4.36	33.97	28.50	4.39	36.50	27.79	4.49	38.19	27.28	4.55
	114.8	28.71	24.61	4.40	30.40	24.38	4.46	32.10	26.17	4.52	32.94	28.10	4.56	35.48	27.44	4.65	37.17	26.96	4.72
CTXS07L + FTXS15L + FTXS15L	68.0	38.93	32.25	2.73	40.68	31.72	2.78	42.43	33.74	2.84	43.31	36.06	2.87	45.93	34.95	2.95	47.68	34.18	3.00
	77.0	37.16	31.43	2.89	38.91	30.95	2.95	40.66	33.03	3.00	41.54	35.37	3.03	44.16	34.34	3.11	45.92	33.63	3.17
	86.0	35.39	30.61	3.07	37.14	30.18	3.13	38.89	32.32	3.18	39.77	34.69	3.21	42.40	33.74	3.29	44.15	33.08	3.35
	89.6	34.68	30.29	3.15	36.44	29.88	3.20	38.19	32.03	3.26	39.06	34.41	3.29	41.69	33.50	3.37	43.44	32.86	3.42
	95.0	33.62	29.80	3.27	35.37	29.42	3.32	37.12	31.61	3.38	38.00	34.01	3.40	40.63	33.14	3.49	42.38	32.54	3.54
	104.0	31.85	29.00	3.48	33.60	28.67	3.53	35.36	30.91	3.59	36.23	33.34	3.61	38.86	32.55	3.69	40.61	32.00	3.75
	109.4	30.79	28.52	3.61	32.54	28.23	3.66	34.29	30.50	3.72	35.17	32.94	3.74	37.80	32.20	3.83	39.55	31.68	3.88
	114.8	29.73	28.04	3.75	31.48	27.78	3.80	33.23	30.09	3.86	34.11	32.54	3.88	36.73	31.85	3.96	38.48	31.36	4.02
CTXS07L + FTXS15L + CDXS15L	68.0	38.21	30.33	3.11	39.93	29.81	3.17	41.65	31.55	3.23	42.51	33.57	3.26	45.09	32.47	3.36	46.81	31.71	3.42
	77.0	36.48	29.50	3.29	38.20	29.03	3.36	39.91	30.83	3.42	40.77	32.87	3.45	43.35	31.86	3.54	45.07	31.16	3.60
	86.0	34.74	28.68	3.50	36.46	28.27	3.56	38.18	30.11	3.62	39.04	32.19	3.65	41.61	31.26	3.75	43.33	30.61	3.81
	89.6	34.05	28.35	3.58	35.76	27.96	3.65	37.48	29.83	3.71	38.34	31.91	3.74	40.92	31.02	3.83	42.64	30.39	3.89
	95.0	33.00	27.87	3.72	34.72	27.51	3.78	36.44	29.41	3.84	37.30	31.51	3.87	39.88	30.66	3.97	41.60	30.06	4.03
	104.0	31.27	27.06	3.96	32.99	26.76	4.02	34.70	28.71	4.08	35.56	30.83	4.11	38.14	30.07	4.20	39.86	29.52	4.27
	109.4	30.22	26.58	4.11	31.94	26.31	4.17	33.66	28.29	4.23	34.52	30.43	4.26	37.10	29.71	4.36	38.82	29.20	4.42
	114.8	29.18	26.11	4.26	30.90	25.87	4.33	32.62	27.88	4.39	33.48	30.04	4.42	36.06	29.36	4.51	37.78	28.88	4.57
CTXS07L + CDXS15L + CDXS15L	68.0	37.60	28.50	3.20	39.29	28.00	3.26	40.98	29.46	3.32	41.83	31.18	3.36	44.36	30.10	3.45	46.05	29.34	3.51
	77.0	35.89	27.66	3.39	37.58	27.22	3.45	39.27	28.72	3.52	40.12	30.47	3.55	42.65	29.48	3.64	44.34	28.77	3.71
	86.0	34.18	26.83	3.60	35.87	26.44	3.66	37.56	28.00	3.73	38.41	29.77	3.76	40.95	28.86	3.85	42.64	28.21	3.92
	89.6	33.50	26.50	3.69	35.19	26.13	3.75	36.88	27.71	3.81	37.73	29.50	3.85	40.26	28.62	3.94	41.95	27.99	4.01
	95.0	32.47	26.01	3.83	34.16	25.67	3.89	35.85	27.29	3.95	36.70	29.09	3.98	39.24	28.25	4.08	40.93	27.66	4.14
	104.0	30.76	25.20	4.07	32.45	24.91	4.13	34.15	26.58	4.20	34.99	28.40	4.23	37.53	27.65	4.32	39.22	27.11	4.39
	109.4	29.74	24.72	4.22	31.43	24.46	4.29	33.12	26.16	4.35	33.97	28.00	4.38	36.50	27.29	4.48	38.19	26.78	4.54
	114.8	28.71	24.24	4.39	30.40	24.01	4.45	32.10	25.74	4.51	32.94	27.60	4.54	35.48	26.94	4.64	37.17	26.46	4.70
CTXS07L + FTXS15L + FTXS18L	68.0	38.93	32.39	2.73	40.68	31.85	2.78	42.43	33.90	2.84	43.31	36.24	2.87	45.93	35.13	2.95	47.68	34.37	3.00
	77.0	37.16	31.57	2.89	38.91	31.08	2.95	40.66	33.19	3.00	41.54	35.56	3.03	44.16	34.53	3.11	45.92	33.82	3.17
	86.0	35.39	30.75	3.07	37.14	30.32	3.13	38.89	32.48	3.18	39.77	34.87	3.21	42.40	33.93	3.29	44.15	33.27	3.35
	89.6	34.68	30.43	3.15	36.44	30.02	3.20	38.19	32.20	3.26	39.06	34.60	3.29	41.69	33.69	3.37	43.44	33.05	3.42
	95.0	33.62	29.94	3.27	35.37	29.56	3.32	37.12	31.78	3.38	38.00	34.20	3.40	40.63	33.33	3.49	42.38	32.73	3.54
	104.0	31.85	29.14	3.48	33.60	28.81	3.53	35.36	31.08	3.59	36.23	33.53	3.61	38.86	32.74	3.69	40.61	32.19	3.75
	109.4	30.79	28.66	3.61	32.54	28.37	3.66	34.29	30.67	3.72	35.17	33.13	3.74	37.80	32.39	3.83	39.55	31.87	3.88
	114.8	29.73	28.19	3.75	31.48	27.93	3.80	33.23	30.25	3.86	34.11	32.73	3.88	36.73	32.04	3.96	38.48	31.55	4.02

Combination (Capacity)	Outdoor air temp. EDB	Indoor air temp.:EWB																		
		57.2			60.8			64.4			67.0			71.6			75.2		
		TC	SHC	PI	TC	SHC	PI	TC	SHC	PI	TC	SHC	PI	TC	SHC	PI	TC	SHC	PI
		kBtu/h	kBtu/h	kW	kBtu/h	kBtu/h	kW	kBtu/h	kBtu/h	kW	kBtu/h	kBtu/h	kW	kBtu/h	kBtu/h	kW	kBtu/h	kBtu/h	kW
CTXS07L + FTXS15L + CDXS18L	68.0	38.21	30.33	3.10	39.93	29.81	3.16	41.65	31.55	3.22	42.51	33.57	3.25	45.09	32.47	3.35	46.81	31.71	3.41
	77.0	36.48	29.50	3.29	38.20	29.03	3.35	39.91	30.83	3.41	40.77	32.87	3.44	43.35	31.86	3.53	45.07	31.16	3.59
	86.0	34.74	28.68	3.49	36.46	28.27	3.55	38.18	30.11	3.61	39.04	32.19	3.64	41.61	31.26	3.74	43.33	30.61	3.80
	89.6	34.05	28.35	3.58	35.76	27.96	3.64	37.48	29.83	3.70	38.34	31.91	3.73	40.92	31.02	3.82	42.64	30.39	3.88
	95.0	33.00	27.87	3.71	34.72	27.51	3.77	36.44	29.41	3.83	37.30	31.51	3.86	39.88	30.66	3.96	41.60	30.06	4.02
	104.0	31.27	27.06	3.95	32.99	26.76	4.01	34.70	28.71	4.07	35.56	30.83	4.10	38.14	30.07	4.19	39.86	29.52	4.26
	109.4	30.22	26.58	4.10	31.94	26.31	4.16	33.66	28.29	4.22	34.52	30.43	4.25	37.10	29.71	4.34	38.82	29.20	4.41
	114.8	29.18	26.11	4.25	30.90	25.87	4.32	32.62	27.88	4.38	33.48	30.04	4.41	36.06	29.36	4.50	37.78	28.88	4.56
CTXS07L + CDXS15L + FTXS18L	68.0	38.21	30.46	3.12	39.93	29.94	3.18	41.65	31.70	3.24	42.51	33.75	3.27	45.09	32.66	3.36	46.81	31.90	3.43
	77.0	36.48	29.63	3.30	38.20	29.17	3.37	39.91	30.99	3.43	40.77	33.06	3.46	43.35	32.05	3.55	45.07	31.34	3.61
	86.0	34.74	28.81	3.51	36.46	28.40	3.57	38.18	30.27	3.63	39.04	32.37	3.66	41.61	31.44	3.76	43.33	30.79	3.82
	89.6	34.05	28.49	3.59	35.76	28.10	3.66	37.48	29.99	3.72	38.34	32.10	3.75	40.92	31.20	3.84	42.64	30.57	3.90
	95.0	33.00	28.00	3.73	34.72	27.64	3.79	36.44	29.57	3.85	37.30	31.69	3.88	39.88	30.85	3.98	41.60	30.25	4.04
	104.0	31.27	27.20	3.97	32.99	26.89	4.03	34.70	28.87	4.09	35.56	31.02	4.12	38.14	30.25	4.22	39.86	29.71	4.28
	109.4	30.22	26.72	4.12	31.94	26.45	4.18	33.66	28.46	4.24	34.52	30.62	4.27	37.10	29.90	4.37	38.82	29.39	4.43
	114.8	29.18	26.25	4.28	30.90	26.01	4.34	32.62	28.04	4.40	33.48	30.23	4.43	36.06	29.55	4.52	37.78	29.07	4.59
CTXS07L + CDXS15L + CDXS18L	68.0	37.60	28.50	3.24	39.29	28.00	3.31	40.98	29.46	3.37	41.83	31.18	3.41	44.36	30.10	3.50	46.05	29.34	3.57
	77.0	35.89	27.66	3.44	37.58	27.22	3.50	39.27	28.72	3.57	40.12	30.47	3.60	42.65	29.48	3.70	44.34	28.77	3.76
	86.0	34.18	26.83	3.65	35.87	26.44	3.72	37.56	28.00	3.78	38.41	29.77	3.81	40.95	28.86	3.91	42.64	28.21	3.98
	89.6	33.50	26.50	3.74	35.19	26.13	3.81	36.88	27.71	3.87	37.73	29.50	3.90	40.26	28.62	4.00	41.95	27.99	4.07
	95.0	32.47	26.01	3.88	34.16	25.67	3.95	35.85	27.29	4.01	36.70	29.09	4.04	39.24	28.25	4.14	40.93	27.66	4.21
	104.0	30.76	25.20	4.13	32.45	24.91	4.20	34.15	26.58	4.26	34.99	28.40	4.29	37.53	27.65	4.39	39.22	27.11	4.45
	109.4	29.74	24.72	4.29	31.43	24.46	4.35	33.12	26.16	4.42	33.97	28.00	4.45	36.50	27.29	4.55	38.19	26.78	4.61
	114.8	28.71	24.24	4.45	30.40	24.01	4.52	32.10	25.74	4.58	32.94	27.60	4.61	35.48	26.94	4.71	37.17	26.46	4.77
CTXS07L + FTXS18L + FTXS18L	68.0	38.93	32.53	2.73	40.68	31.99	2.78	42.43	34.06	2.84	43.31	36.43	2.87	45.93	35.32	2.95	47.68	34.56	3.17
	77.0	37.16	31.70	2.89	38.91	31.22	2.95	40.66	33.35	3.00	41.54	35.74	3.03	44.16	34.72	3.11	45.92	34.01	3.17
	86.0	35.39	30.89	3.07	37.14	30.46	3.13	38.89	32.64	3.18	39.77	35.06	3.21	42.40	34.12	3.29	44.15	33.46	3.35
	89.6	34.68	30.57	3.15	36.44	30.16	3.20	38.19	32.36	3.26	39.06	34.79	3.29	41.69	33.88	3.37	43.44	33.24	3.42
	95.0	33.62	30.08	3.27	35.37	29.70	3.32	37.12	31.94	3.38	38.00	34.39	3.40	40.63	33.52	3.49	42.38	32.92	3.54
	104.0	31.85	29.28	3.48	33.60	28.96	3.53	35.36	31.25	3.59	36.23	33.72	3.61	38.86	32.93	3.69	40.61	32.38	3.75
	109.4	30.79	28.80	3.61	32.54	28.51	3.66	34.29	30.83	3.72	35.17	33.32	3.74	37.80	32.58	3.83	39.55	32.06	3.88
	114.8	29.73	28.33	3.75	31.48	28.07	3.80	33.23	30.42	3.86	34.11	32.93	3.88	36.73	32.23	3.96	38.48	31.75	4.02
CTXS07L + FTXS18L + CDXS18L	68.0	38.21	30.46	3.10	39.93	29.94	3.16	41.65	31.70	3.22	42.51	33.75	3.25	45.09	32.66	3.35	46.81	31.90	3.41
	77.0	36.48	29.63	3.29	38.20	29.17	3.35	39.91	30.99	3.41	40.77	33.06	3.44	43.35	32.05	3.53	45.07	31.34	3.59
	86.0	34.74	28.81	3.49	36.46	28.40	3.55	38.18	30.27	3.61	39.04	32.37	3.64	41.61	31.44	3.74	43.33	30.79	3.80
	89.6	34.05	28.49	3.58	35.76	28.10	3.64	37.48	29.99	3.70	38.34	32.10	3.73	40.92	31.20	3.82	42.64	30.57	3.88
	95.0	33.00	28.00	3.71	34.72	27.64	3.77	36.44	29.57	3.83	37.30	31.69	3.86	39.88	30.85	3.96	41.60	30.25	4.02
	104.0	31.27	27.20	3.95	32.99	26.89	4.01	34.70	28.87	4.07	35.56	31.02	4.10	38.14	30.25	4.19	39.86	29.71	4.26
	109.4	30.22	26.72	4.10	31.94	26.45	4.16	33.66	28.46	4.22	34.52	30.62	4.25	37.10	29.90	4.34	38.82	29.39	4.41
	114.8	29.18	26.25	4.25	30.90	26.01	4.32	32.62	28.04	4.38	33.48	30.23	4.41	36.06	29.55	4.50	37.78	29.07	4.56
CTXS07L + CDXS18L + CDXS18L	68.0	37.60	28.50	3.24	39.29	28.00	3.30	40.98	29.46	3.37	41.83	31.18	3.40	44.36	30.10	3.49	46.05	29.34	3.56
	77.0	35.89	27.66	3.43	37.58	27.22	3.50	39.27	28.72	3.56	40.12	30.47	3.59	42.65	29.48	3.69	44.34	28.77	3.75
	86.0	34.18	26.83	3.64	35.87	26.44	3.71	37.56	28.00	3.77	38.41	29.77	3.80	40.95	28.86	3.90	42.64	28.21	3.97
	89.6	33.50	26.50	3.73	35.19	26.13	3.80	36.88	27.71	3.86	37.73	29.50	3.89	40.26	28.62	3.99	41.95	27.99	4.06
	95.0	32.47	26.01	3.87	34.16	25.67	3.94	35.85	27.29	4.00	36.70	29.09	4.03	39.24	28.25	4.13	40.93	27.66	4.20
	104.0	30.76	25.20	4.12	32.45	24.91	4.19	34.15	26.58	4.25	34.99	28.40	4.28	37.53	27.65	4.38	39.22	27.11	4.44
	109.4	29.74	24.72	4.28	31.43	24.46	4.34	33.12	26.16	4.41	33.97	28.00	4.44	36.50	27.29	4.54	38.19	26.78	4.60
	114.8	28.71	24.24	4.44	30.40	24.01	4.51	32.10	25.74	4.57	32.94	27.60	4.60	35.48	26.94	4.70	37.17	26.46	4.76

Combination (Capacity)	Outdoor air temp. EDB	Indoor air temp.:EWB																	
		57.2			60.8			64.4			67.0			71.6			75.2		
		TC	SHC	PI	TC	SHC	PI	TC	SHC	PI	TC	SHC	PI	TC	SHC	PI	TC	SHC	PI
		kBtu/h	kBtu/h	kW	kBtu/h	kBtu/h	kW	kBtu/h	kBtu/h	kW	kBtu/h	kBtu/h	kW	kBtu/h	kBtu/h	kW	kBtu/h	kBtu/h	kW
FTXS09L + FTXS09L + FTXS09L	68.0	32.27	25.12	2.40	33.72	24.68	2.45	35.17	26.06	2.50	35.90	27.66	2.52	38.08	26.74	2.59	39.53	26.10	2.64
	77.0	30.81	24.41	2.55	32.26	24.02	2.59	33.71	25.44	2.64	34.43	27.07	2.67	36.61	26.22	2.74	38.06	25.62	2.78
	86.0	29.34	23.71	2.70	30.79	23.37	2.75	32.24	24.83	2.80	32.97	26.48	2.82	35.14	25.70	2.89	36.59	25.15	2.94
	89.6	28.75	23.43	2.77	30.20	23.11	2.82	31.65	24.59	2.87	32.38	26.25	2.89	34.56	25.49	2.96	36.01	24.96	3.01
	95.0	27.87	23.01	2.87	29.32	22.72	2.92	30.77	24.23	2.97	31.50	25.90	2.99	33.68	25.19	3.06	35.13	24.68	3.11
	104.0	26.41	22.33	3.06	27.86	22.08	3.11	29.31	23.63	3.15	30.03	25.33	3.18	32.21	24.68	3.25	33.66	24.22	3.30
	109.4	25.53	21.92	3.17	26.98	21.69	3.22	28.43	23.28	3.27	29.15	24.99	3.29	31.33	24.38	3.36	32.78	23.94	3.41
	114.8	24.65	21.52	3.29	26.10	21.32	3.34	27.55	22.92	3.39	28.27	24.65	3.41	30.45	24.08	3.49	31.90	23.67	3.53
FTXS09L + FTXS09L + FDXS09L	68.0	31.04	24.00	2.34	32.44	23.58	2.38	33.83	24.87	2.43	34.53	26.39	2.45	36.63	25.50	2.52	38.02	24.88	2.57
	77.0	29.63	23.31	2.48	31.03	22.94	2.52	32.42	24.28	2.57	33.12	25.81	2.59	35.22	24.99	2.66	36.61	24.41	2.71
	86.0	28.22	22.64	2.63	29.62	22.31	2.68	31.01	23.69	2.72	31.71	25.25	2.75	33.80	24.49	2.82	35.20	23.96	2.86
	89.6	27.66	22.37	2.70	29.05	22.06	2.74	30.45	23.45	2.79	31.15	25.02	2.81	33.24	24.29	2.88	34.64	23.78	2.93
	95.0	26.81	21.97	2.80	28.21	21.68	2.84	29.60	23.11	2.89	30.30	24.69	2.91	32.39	24.00	2.98	33.79	23.51	3.03
	104.0	25.40	21.31	2.98	26.80	21.06	3.02	28.19	22.53	3.07	28.89	24.13	3.09	30.98	23.51	3.16	32.38	23.06	3.21
	109.4	24.55	20.91	3.09	25.95	20.70	3.14	27.34	22.19	3.18	28.04	23.80	3.21	30.14	23.22	3.27	31.53	22.79	3.32
	114.8	23.71	20.52	3.21	25.10	20.33	3.25	26.50	21.85	3.30	27.20	23.47	3.32	29.29	22.93	3.39	30.69	22.53	3.44
FTXS09L + FDXS09L + FDXS09L	68.0	29.71	22.83	2.22	31.05	22.43	2.26	32.38	23.64	2.30	33.05	25.06	2.33	35.06	24.21	2.39	36.39	23.62	2.44
	77.0	28.36	22.17	2.35	29.70	21.82	2.39	31.03	23.07	2.44	31.70	24.51	2.46	33.70	23.73	2.53	35.04	23.17	2.57
	86.0	27.01	21.52	2.50	28.35	21.21	2.54	29.68	22.50	2.58	30.35	23.97	2.61	32.35	23.25	2.67	33.69	22.73	2.72
	89.6	26.47	21.26	2.56	27.81	20.97	2.60	29.14	22.28	2.64	29.81	23.75	2.67	31.81	23.05	2.73	33.15	22.56	2.78
	95.0	25.66	20.88	2.65	27.00	20.61	2.70	28.33	21.94	2.74	29.00	23.43	2.76	31.00	22.77	2.83	32.34	22.30	2.87
	104.0	24.31	20.24	2.82	25.65	20.01	2.87	26.98	21.39	2.91	27.65	22.90	2.93	29.65	22.30	3.00	30.99	21.87	3.04
	109.4	23.50	19.87	2.93	24.84	19.66	2.97	26.17	21.06	3.02	26.84	22.58	3.04	28.84	22.02	3.11	30.18	21.62	3.15
	114.8	22.69	19.49	3.04	24.03	19.31	3.09	25.36	20.73	3.13	26.03	22.26	3.15	28.03	21.74	3.22	29.37	21.36	3.26
FDXS09L + FDXS09L + FDXS09L	68.0	28.48	21.71	2.16	29.76	21.34	2.20	31.04	22.46	2.25	31.68	23.79	2.27	33.60	22.97	2.33	34.89	22.40	2.38
	77.0	27.19	21.08	2.29	28.47	20.74	2.33	29.75	21.91	2.38	30.39	23.26	2.40	32.31	22.50	2.46	33.59	21.97	2.51
	86.0	25.89	20.45	2.43	27.17	20.16	2.47	28.45	21.36	2.52	29.09	22.73	2.54	31.02	22.04	2.60	32.30	21.55	2.65
	89.6	25.37	20.21	2.49	26.66	19.92	2.53	27.94	21.15	2.58	28.58	22.52	2.60	30.50	21.86	2.66	31.78	21.38	2.71
	95.0	24.60	19.84	2.59	25.88	19.58	2.63	27.16	20.82	2.67	27.80	22.21	2.69	29.72	21.58	2.76	31.00	21.13	2.80
	104.0	23.30	19.22	2.75	24.58	19.00	2.79	25.87	20.29	2.84	26.51	21.70	2.86	28.43	21.13	2.92	29.71	20.72	2.97
	109.4	22.53	18.86	2.86	23.81	18.66	2.90	25.09	19.97	2.94	25.73	21.39	2.96	27.65	20.86	3.03	28.93	20.47	3.07
	114.8	21.75	18.50	2.96	23.03	18.33	3.01	24.31	19.66	3.05	24.95	21.09	3.07	26.87	20.59	3.14	28.15	20.23	3.18
FTXS09L + FTXS09L + FTXS12L	68.0	34.42	26.15	2.68	35.97	25.69	2.74	37.52	27.03	2.79	38.29	28.62	2.82	40.62	27.63	2.90	42.16	26.93	2.95
	77.0	32.86	25.38	2.84	34.41	24.97	2.90	35.96	26.36	2.95	36.73	27.97	2.98	39.05	27.06	3.06	40.60	26.42	3.11
	86.0	31.29	24.62	3.02	32.84	24.26	3.07	34.39	25.70	3.13	35.16	27.33	3.15	37.49	26.50	3.23	39.03	25.90	3.29
	89.6	30.67	24.32	3.09	32.22	23.98	3.15	33.76	25.44	3.20	34.54	27.08	3.23	36.86	26.27	3.31	38.41	25.70	3.36
	95.0	29.73	23.87	3.21	31.28	23.56	3.26	32.83	25.05	3.32	33.60	26.70	3.34	35.92	25.94	3.42	37.47	25.40	3.48
	104.0	28.17	23.13	3.42	29.71	22.87	3.47	31.26	24.40	3.52	32.04	26.08	3.55	34.36	25.39	3.63	35.91	24.89	3.68
	109.4	27.23	22.69	3.55	28.77	22.45	3.60	30.32	24.01	3.65	31.10	25.71	3.68	33.42	25.07	3.76	34.97	24.60	3.81
	114.8	26.29	22.25	3.68	27.84	22.04	3.73	29.38	23.63	3.79	30.16	25.34	3.81	32.48	24.74	3.89	34.03	24.30	3.95
FTXS09L + FTXS09L + FDXS12L	68.0	33.40	25.10	2.66	34.90	24.66	2.71	36.40	25.91	2.76	37.15	27.39	2.79	39.41	26.43	2.87	40.91	25.75	2.92
	77.0	31.88	24.35	2.82	33.38	23.96	2.87	34.88	25.25	2.92	35.64	26.76	2.95	37.89	25.87	3.03	39.39	25.25	3.08
	86.0	30.36	23.61	2.99	31.87	23.26	3.05	33.37	24.60	3.10	34.12	26.14	3.12	36.37	25.32	3.20	37.87	24.74	3.26
	89.6	29.76	23.31	3.07	31.26	22.99	3.12	32.76	24.35	3.17	33.51	25.89	3.20	35.76	25.11	3.28	37.27	24.54	3.33
	95.0	28.85	22.87	3.18	30.35	22.58	3.23	31.85	23.96	3.29	32.60	25.52	3.31	34.85	24.78	3.39	36.35	24.25	3.45
	104.0	27.33	22.15	3.38	28.83	21.90	3.44	30.33	23.33	3.49	31.08	24.91	3.52	33.33	24.24	3.60	34.84	23.76	3.65
	109.4	26.42	21.72	3.51	27.92	21.49	3.57	29.42	22.96	3.62	30.17	24.55	3.65	32.42	23.92	3.73	33.93	23.47	3.78
	114.8	25.51	21.29	3.65	27.01	21.09	3.70	28.51	22.58	3.75	29.26	24.19	3.78	31.51	23.61	3.86	33.02	23.18	3.91

Combination (Capacity)	Outdoor air temp. EDB	Indoor air temp.:EWB																		
		57.2			60.8			64.4			67.0			71.6			75.2		
		TC	SHC	PI	TC	SHC	PI	TC	SHC	PI	TC	SHC	PI	TC	SHC	PI	TC	SHC	PI
		kBtu/h	kBtu/h	kW	kBtu/h	kBtu/h	kW	kBtu/h	kBtu/h	kW	kBtu/h	kBtu/h	kW	kBtu/h	kBtu/h	kW	kBtu/h	kBtu/h	kW
FTXS09L + FDXS09L + FTXS12L	68.0	33.40	25.13	2.66	34.90	24.70	2.71	36.40	25.95	2.76	37.15	27.44	2.79	39.41	26.48	2.87	40.91	25.80	2.92
	77.0	31.88	24.38	2.82	33.38	23.99	2.87	34.88	25.29	2.92	35.64	26.81	2.95	37.89	25.92	3.03	39.39	25.30	3.08
	86.0	30.36	23.64	2.99	31.87	23.30	3.05	33.37	24.65	3.10	34.12	26.19	3.12	36.37	25.37	3.20	37.87	24.79	3.26
	89.6	29.76	23.35	3.07	31.26	23.02	3.12	32.76	24.39	3.17	33.51	25.94	3.20	35.76	25.16	3.28	37.27	24.60	3.33
	95.0	28.85	22.91	3.18	30.35	22.61	3.23	31.85	24.01	3.29	32.60	25.57	3.31	34.85	24.83	3.39	36.35	24.30	3.45
	104.0	27.33	22.19	3.38	28.83	21.94	3.44	30.33	23.38	3.49	31.08	24.96	3.52	33.33	24.29	3.60	34.84	23.81	3.65
	109.4	26.42	21.76	3.51	27.92	21.53	3.57	29.42	23.00	3.62	30.17	24.60	3.65	32.42	23.98	3.73	33.93	23.52	3.78
	114.8	25.51	21.33	3.65	27.01	21.13	3.70	28.51	22.63	3.75	29.26	24.24	3.78	31.51	23.66	3.86	33.02	23.23	3.91
FTXS09L + FDXS09L + FDXS12L	68.0	32.27	24.04	2.59	33.72	23.62	2.64	35.17	24.78	2.69	35.90	26.17	2.71	38.08	25.24	2.79	39.53	24.58	2.84
	77.0	30.81	23.31	2.74	32.26	22.93	2.79	33.71	24.14	2.84	34.43	25.55	2.87	36.61	24.70	2.95	38.06	24.09	3.00
	86.0	29.34	22.59	2.91	30.79	22.26	2.96	32.24	23.51	3.01	32.97	24.95	3.04	35.14	24.16	3.12	36.59	23.60	3.17
	89.6	28.75	22.30	2.98	30.20	21.99	3.03	31.65	23.26	3.09	32.38	24.71	3.11	34.56	23.95	3.19	36.01	23.41	3.24
	95.0	27.87	21.88	3.09	29.32	21.59	3.15	30.77	22.89	3.20	31.50	24.35	3.22	33.68	23.63	3.30	35.13	23.12	3.35
	104.0	26.41	21.17	3.29	27.86	20.93	3.34	29.31	22.28	3.40	30.03	23.76	3.42	32.21	23.11	3.50	33.66	22.64	3.55
	109.4	25.53	20.75	3.42	26.98	20.54	3.47	28.43	21.91	3.52	29.15	23.40	3.55	31.33	22.80	3.62	32.78	22.36	3.68
	114.8	24.65	20.34	3.55	26.10	20.15	3.60	27.55	21.55	3.65	28.27	23.06	3.68	30.45	22.49	3.75	31.90	22.07	3.81
FDXS09L + FDXS09L + FTXS12L	68.0	32.27	24.08	2.53	33.72	23.65	2.58	35.17	24.82	2.63	35.90	26.22	2.66	38.08	25.29	2.73	39.53	24.63	2.78
	77.0	30.81	23.35	2.68	32.26	22.97	2.73	33.71	24.18	2.78	34.43	25.60	2.81	36.61	24.75	2.88	38.06	24.14	2.93
	86.0	29.34	22.63	2.85	30.79	22.29	2.90	32.24	23.56	2.95	32.97	25.00	2.97	35.14	24.21	3.05	36.59	23.65	3.10
	89.6	28.75	22.34	2.92	30.20	22.03	2.97	31.65	23.31	3.02	32.38	24.76	3.04	34.56	24.00	3.12	36.01	23.46	3.17
	95.0	27.87	21.91	3.03	29.32	21.63	3.08	30.77	22.93	3.13	31.50	24.40	3.15	33.68	23.68	3.23	35.13	23.17	3.28
	104.0	26.41	21.21	3.22	27.86	20.97	3.27	29.31	22.32	3.32	30.03	23.81	3.35	32.21	23.16	3.42	33.66	22.69	3.47
	109.4	25.53	20.79	3.34	26.98	20.58	3.39	28.43	21.96	3.44	29.15	23.46	3.47	31.33	22.85	3.55	32.78	22.41	3.60
	114.8	24.65	20.38	3.47	26.10	20.19	3.52	27.55	21.59	3.57	28.27	23.11	3.60	30.45	22.54	3.67	31.90	22.13	3.72
FDXS09L + FDXS09L + FDXS12L	68.0	31.25	23.04	2.51	32.65	22.63	2.56	34.06	23.71	2.61	34.76	25.00	2.64	36.87	24.10	2.71	38.27	23.46	2.76
	77.0	29.83	22.32	2.66	31.23	21.96	2.71	32.64	23.08	2.76	33.34	24.40	2.79	35.45	23.57	2.87	36.85	22.98	2.92
	86.0	28.41	21.62	2.83	29.81	21.30	2.88	31.22	22.47	2.93	31.92	23.81	2.95	34.03	23.05	3.03	35.43	22.50	3.08
	89.6	27.84	21.34	2.90	29.24	21.04	2.95	30.65	22.22	3.00	31.35	23.57	3.02	33.46	22.84	3.10	34.87	22.31	3.15
	95.0	26.99	20.92	3.01	28.39	20.65	3.06	29.80	21.86	3.11	30.50	23.22	3.13	32.61	22.53	3.21	34.01	22.03	3.26
	104.0	25.57	20.24	3.20	26.97	20.01	3.25	28.38	21.26	3.30	29.08	22.64	3.33	31.19	22.02	3.40	32.59	21.56	3.45
	109.4	24.71	19.83	3.32	26.12	19.62	3.37	27.53	20.90	3.42	28.23	22.30	3.45	30.34	21.71	3.52	31.74	21.28	3.57
	114.8	23.86	19.42	3.45	25.27	19.25	3.50	26.67	20.55	3.55	27.38	21.96	3.57	29.48	21.41	3.65	30.89	21.01	3.70
FTXS09L + FTXS09L + FTXS15L	68.0	36.68	29.31	2.74	38.33	28.81	2.79	39.98	30.52	2.85	40.80	32.50	2.87	43.27	31.45	2.96	44.92	30.73	3.01
	77.0	35.01	28.52	2.90	36.66	28.07	2.96	38.31	29.83	3.01	39.13	31.84	3.04	41.61	30.87	3.12	43.26	30.19	3.18
	86.0	33.34	27.74	3.08	34.99	27.34	3.14	36.64	29.15	3.19	37.47	31.18	3.22	39.94	30.29	3.30	41.59	29.67	3.36
	89.6	32.68	27.42	3.16	34.33	27.05	3.21	35.98	28.88	3.27	36.80	30.92	3.30	39.27	30.06	3.38	40.92	29.46	3.43
	95.0	31.68	26.96	3.28	33.33	26.61	3.33	34.98	28.48	3.39	35.80	30.53	3.41	38.27	29.72	3.50	39.92	29.14	3.55
	104.0	30.01	26.19	3.49	31.66	25.90	3.54	33.31	27.81	3.60	34.13	29.89	3.62	36.61	29.15	3.70	38.26	28.63	3.76
	109.4	29.01	25.73	3.62	30.66	25.47	3.67	32.31	27.41	3.73	33.13	29.51	3.76	35.61	28.81	3.84	37.26	28.32	3.89
	114.8	28.01	25.28	3.76	29.66	25.04	3.81	31.31	27.02	3.87	32.13	29.13	3.89	34.61	28.48	3.98	36.26	28.01	4.03
FTXS09L + FTXS09L + CDXS15L	68.0	35.86	27.38	2.94	37.47	26.90	3.00	39.08	28.33	3.06	39.89	30.01	3.09	42.31	28.98	3.17	43.92	28.26	3.23
	77.0	34.23	26.58	3.12	35.84	26.16	3.17	37.45	27.63	3.23	38.26	29.34	3.26	40.68	28.39	3.35	42.29	27.72	3.41
	86.0	32.60	25.79	3.31	34.21	25.42	3.37	35.82	26.95	3.43	36.63	28.68	3.46	39.05	27.81	3.54	40.66	27.19	3.60
	89.6	31.95	25.48	3.39	33.56	25.13	3.45	35.17	26.67	3.51	35.98	28.41	3.54	38.40	27.57	3.62	40.01	26.98	3.68
	95.0	30.97	25.02	3.52	32.58	24.69	3.58	34.19	26.27	3.63	35.00	28.02	3.66	37.42	27.23	3.75	39.03	26.66	3.81
	104.0	29.34	24.25	3.74	30.95	23.97	3.80	32.56	25.60	3.86	33.37	27.38	3.89	35.79	26.66	3.98	37.40	26.14	4.04
	109.4	28.36	23.79	3.88	29.97	23.54	3.94	31.59	25.20	4.00	32.39	26.99	4.03	34.81	26.32	4.12	36.42	25.83	4.18
	114.8	27.38	23.33	4.03	29.00	23.12	4.09	30.61	24.80	4.15	31.41	26.61	4.18	33.83	25.98	4.27	35.45	25.52	4.33

Combination (Capacity)	Outdoor air temp. EDB	Indoor air temp.:EWB																		
		57.2			60.8			64.4			67.0			71.6			75.2		
		TC	SHC	PI	TC	SHC	PI	TC	SHC	PI	TC	SHC	PI	TC	SHC	PI	TC	SHC	PI
		kBtu/h	kBtu/h	kW	kBtu/h	kBtu/h	kW	kBtu/h	kBtu/h	kW	kBtu/h	kBtu/h	kW	kBtu/h	kBtu/h	kW	kBtu/h	kBtu/h	kW
FTXS09L + FDXS09L + FTXS15L	68.0	35.86	28.39	2.72	37.47	27.90	2.78	39.08	29.52	2.83	39.89	31.40	2.86	42.31	30.38	2.94	43.92	29.66	2.99
	77.0	34.23	27.61	2.89	35.84	27.17	2.94	37.45	28.84	2.99	38.26	30.75	3.02	40.68	29.80	3.10	42.29	29.14	3.16
	86.0	32.60	26.84	3.06	34.21	26.45	3.12	35.82	28.17	3.17	36.63	30.10	3.20	39.05	29.23	3.28	40.66	28.62	3.34
	89.6	31.95	26.53	3.14	33.56	26.17	3.19	35.17	27.91	3.25	35.98	29.85	3.28	38.40	29.01	3.36	40.01	28.42	3.41
	95.0	30.97	26.07	3.26	32.58	25.74	3.31	34.19	27.51	3.37	35.00	29.47	3.39	37.42	28.67	3.47	39.03	28.11	3.53
	104.0	29.34	25.32	3.47	30.95	25.03	3.52	32.56	26.85	3.57	33.37	28.83	3.60	35.79	28.11	3.68	37.40	27.60	3.74
	109.4	28.36	24.87	3.60	29.97	24.61	3.65	31.59	26.46	3.71	32.39	28.46	3.73	34.81	27.78	3.82	36.42	27.30	3.87
	114.8	27.38	24.43	3.74	29.00	24.20	3.79	30.61	26.07	3.84	31.41	28.08	3.87	33.83	27.45	3.95	35.45	27.00	4.01
FTXS09L + FDXS09L + CDXS15L	68.0	34.94	26.42	2.86	36.51	25.96	2.92	38.08	27.29	2.97	38.86	28.88	3.00	41.22	27.87	3.09	42.79	27.17	3.14
	77.0	33.35	25.63	3.03	34.92	25.22	3.09	36.49	26.61	3.14	37.28	28.22	3.17	39.63	27.29	3.26	41.20	26.64	3.32
	86.0	31.76	24.86	3.22	33.33	24.50	3.28	34.90	25.94	3.33	35.69	27.57	3.36	38.04	26.72	3.45	39.62	26.12	3.50
	89.6	31.13	24.56	3.30	32.70	24.21	3.35	34.27	25.67	3.41	35.05	27.31	3.44	37.41	26.49	3.53	38.98	25.91	3.58
	95.0	30.17	24.10	3.42	31.74	23.78	3.48	33.31	25.27	3.54	34.10	26.93	3.56	36.46	26.16	3.65	38.03	25.60	3.71
	104.0	28.58	23.34	3.64	30.16	23.08	3.70	31.73	24.61	3.75	32.51	26.30	3.78	34.87	25.60	3.87	36.44	25.09	3.92
	109.4	27.63	22.90	3.78	29.20	22.66	3.84	30.77	24.22	3.89	31.56	25.92	3.92	33.92	25.26	4.01	35.49	24.79	4.06
	114.8	26.68	22.45	3.92	28.25	22.24	3.98	29.82	23.83	4.04	30.61	25.54	4.07	32.96	24.93	4.15	34.53	24.48	4.21
FDXS09L + FDXS09L + FTXS15L	68.0	34.94	27.41	2.70	36.51	26.94	2.75	38.08	28.47	2.81	38.86	30.26	2.83	41.22	29.26	2.91	42.79	28.56	2.97
	77.0	33.35	26.65	2.86	34.92	26.23	2.91	36.49	27.81	2.97	37.28	29.62	2.99	39.63	28.70	3.08	41.20	28.05	3.13
	86.0	31.76	25.90	3.04	33.33	25.52	3.09	34.90	27.15	3.15	35.69	28.99	3.17	38.04	28.14	3.25	39.62	27.54	3.31
	89.6	31.13	25.60	3.11	32.70	25.24	3.17	34.27	26.89	3.22	35.05	28.74	3.25	37.41	27.92	3.33	38.98	27.34	3.38
	95.0	30.17	25.15	3.23	31.74	24.83	3.28	33.31	26.50	3.34	34.10	28.36	3.36	36.46	27.59	3.44	38.03	27.04	3.50
	104.0	28.58	24.41	3.44	30.16	24.14	3.49	31.73	25.86	3.54	32.51	27.74	3.57	34.87	27.04	3.65	36.44	26.54	3.70
	109.4	27.63	23.97	3.57	29.20	23.72	3.62	30.77	25.48	3.67	31.56	27.38	3.70	33.92	26.72	3.78	35.49	26.24	3.84
	114.8	26.68	23.54	3.70	28.25	23.32	3.76	29.82	25.10	3.81	30.61	27.01	3.84	32.96	26.40	3.92	34.53	25.95	3.97
FDXS09L + FDXS09L + CDXS15L	68.0	34.12	25.51	2.83	35.65	25.06	2.89	37.18	26.31	2.95	37.95	27.80	2.98	40.25	26.82	3.06	41.79	26.12	3.12
	77.0	32.57	24.74	3.01	34.10	24.34	3.06	35.63	25.64	3.12	36.40	27.15	3.15	38.70	26.24	3.23	40.24	25.60	3.29
	86.0	31.02	23.98	3.19	32.55	23.63	3.25	34.08	24.97	3.30	34.85	26.51	3.33	37.15	25.68	3.42	38.69	25.09	3.47
	89.6	30.39	23.68	3.27	31.93	23.35	3.33	33.46	24.71	3.38	34.23	26.26	3.41	36.53	25.46	3.50	38.07	24.88	3.55
	95.0	29.46	23.23	3.39	31.00	22.92	3.45	32.53	24.32	3.51	33.30	25.88	3.53	35.60	25.12	3.62	37.14	24.58	3.67
	104.0	27.91	22.48	3.61	29.45	22.23	3.67	30.98	23.67	3.72	31.75	25.25	3.75	34.05	24.57	3.84	35.58	24.07	3.89
	109.4	26.98	22.04	3.75	28.52	21.82	3.80	30.05	23.28	3.86	30.82	24.88	3.89	33.12	24.24	3.97	34.65	23.78	4.03
	114.8	26.05	21.61	3.89	27.59	21.41	3.95	29.12	22.90	4.00	29.89	24.51	4.03	32.19	23.92	4.12	33.72	23.48	4.17
FTXS09L + FTXS09L + FTXS18L	68.0	38.93	30.53	2.80	40.68	30.00	2.86	42.43	31.70	2.91	43.31	33.69	2.94	45.93	32.58	3.03	47.68	31.80	3.08
	77.0	37.16	29.68	2.97	38.91	29.21	3.03	40.66	30.96	3.08	41.54	32.98	3.11	44.16	31.95	3.19	45.92	31.23	3.25
	86.0	35.39	28.84	3.16	37.14	28.42	3.21	38.89	30.23	3.27	39.77	32.27	3.29	42.40	31.33	3.38	44.15	30.66	3.43
	89.6	34.68	28.50	3.23	36.44	28.11	3.29	38.19	29.94	3.34	39.06	31.99	3.37	41.69	31.08	3.46	43.44	30.44	3.51
	95.0	33.62	28.00	3.35	35.37	27.64	3.41	37.12	29.51	3.47	38.00	31.58	3.49	40.63	30.71	3.58	42.38	30.10	3.63
	104.0	31.85	27.18	3.57	33.60	26.87	3.62	35.36	28.79	3.68	36.23	30.89	3.71	38.86	30.10	3.79	40.61	29.54	3.85
	109.4	30.79	26.69	3.70	32.54	26.41	3.76	34.29	28.37	3.82	35.17	30.48	3.84	37.80	29.74	3.93	39.55	29.21	3.98
	114.8	29.73	26.20	3.85	31.48	25.96	3.90	33.23	27.94	3.96	34.11	30.07	3.99	36.73	29.38	4.07	38.48	28.89	4.12
FTXS09L + FTXS09L + CDXS18L	68.0	38.21	28.55	3.22	39.93	28.05	3.28	41.65	29.44	3.35	42.51	31.10	3.38	45.09	30.00	3.48	46.81	29.22	3.54
	77.0	36.48	27.68	3.41	38.20	27.24	3.48	39.91	28.68	3.54	40.77	30.37	3.57	43.35	29.36	3.67	45.07	28.64	3.73
	86.0	34.74	26.83	3.63	36.46	26.44	3.69	38.18	27.94	3.75	39.04	29.66	3.79	41.61	28.73	3.88	43.33	28.06	3.95
	89.6	34.05	26.49	3.71	35.76	26.12	3.78	37.48	27.64	3.84	38.34	29.37	3.87	40.92	28.48	3.97	42.64	27.83	4.04
	95.0	33.00	25.99	3.85	34.72	25.65	3.92	36.44	27.20	3.98	37.30	28.95	4.01	39.88	28.10	4.11	41.60	27.49	4.17
	104.0	31.27	25.16	4.10	32.99	24.87	4.16	34.70	26.48	4.23	35.56	28.25	4.26	38.14	27.48	4.36	39.86	26.93	4.42
	109.4	30.22	24.66	4.26	31.94	24.41	4.32	33.66	26.05	4.38	34.52	27.83	4.42	37.10	27.12	4.51	38.82	26.59	4.58
	114.8	29.18	24.17	4.42	30.90	23.95	4.48	32.62	25.62	4.55	33.48	27.42	4.58	36.06	26.75	4.68	37.78	26.26	4.74

Combination (Capacity)	Outdoor air temp. EDB	Indoor air temp.:EWB																		
		57.2			60.8			64.4			67.0			71.6			75.2		
		TC	SHC	PI	TC	SHC	PI	TC	SHC	PI	TC	SHC	PI	TC	SHC	PI	TC	SHC	PI
		kBtu/h	kBtu/h	kW	kBtu/h	kBtu/h	kW	kBtu/h	kBtu/h	kW	kBtu/h	kBtu/h	kW	kBtu/h	kBtu/h	kW	kBtu/h	kBtu/h	kW
FTXS09L + FDXS09L + FTXS18L	68.0	38.21	29.66	3.13	39.93	29.14	3.19	41.65	30.76	3.26	42.51	32.64	3.29	45.09	31.55	3.38	46.81	30.78	3.44
	77.0	36.48	28.82	3.32	38.20	28.36	3.38	39.91	30.02	3.45	40.77	31.94	3.48	43.35	30.93	3.57	45.07	30.22	3.63
	86.0	34.74	27.99	3.53	36.46	27.58	3.59	38.18	29.30	3.65	39.04	31.24	3.68	41.61	30.31	3.78	43.33	29.66	3.84
	89.6	34.05	27.66	3.61	35.76	27.27	3.68	37.48	29.01	3.74	38.34	30.97	3.77	40.92	30.07	3.86	42.64	29.43	3.92
	95.0	33.00	27.16	3.75	34.72	26.81	3.81	36.44	28.59	3.87	37.30	30.55	3.90	39.88	29.71	4.00	41.60	29.10	4.06
	104.0	31.27	26.35	3.99	32.99	26.05	4.05	34.70	27.88	4.11	35.56	29.87	4.14	38.14	29.10	4.24	39.86	28.55	4.30
	109.4	30.22	25.87	4.14	31.94	25.60	4.20	33.66	27.46	4.26	34.52	29.47	4.30	37.10	28.75	4.39	38.82	28.23	4.45
	114.8	29.18	25.39	4.30	30.90	25.15	4.36	32.62	27.04	4.42	33.48	29.06	4.45	36.06	28.39	4.55	37.78	27.90	4.61
FTXS09L + FDXS09L + CDXS18L	68.0	37.60	27.75	3.26	39.29	27.26	3.33	40.98	28.56	3.39	41.83	30.12	3.42	44.36	29.04	3.52	46.05	28.27	3.59
	77.0	35.89	26.89	3.46	37.58	26.46	3.52	39.27	27.81	3.59	40.12	29.40	3.62	42.65	28.40	3.72	44.34	27.69	3.78
	86.0	34.18	26.04	3.67	35.87	25.66	3.74	37.56	27.07	3.80	38.41	28.69	3.83	40.95	27.77	3.93	42.64	27.12	4.00
	89.6	33.50	25.71	3.76	35.19	25.35	3.83	36.88	26.78	3.89	37.73	28.40	3.92	40.26	27.52	4.02	41.95	26.89	4.09
	95.0	32.47	25.21	3.90	34.16	24.88	3.97	35.85	26.34	4.03	36.70	27.98	4.06	39.24	27.15	4.16	40.93	26.55	4.23
	104.0	30.76	24.38	4.15	32.45	24.10	4.22	34.15	25.62	4.28	34.99	27.29	4.31	37.53	26.54	4.41	39.22	25.99	4.48
	109.4	29.74	23.89	4.31	31.43	23.64	4.37	33.12	25.19	4.44	33.97	26.88	4.47	36.50	26.17	4.57	38.19	25.65	4.63
	114.8	28.71	23.40	4.47	30.40	23.19	4.54	32.10	24.76	4.60	32.94	26.47	4.64	35.48	25.81	4.73	37.17	25.32	4.80
FDXS09L + FDXS09L + FTXS18L	68.0	37.60	28.84	3.05	39.29	28.34	3.11	40.98	29.86	3.17	41.83	31.65	3.20	44.36	30.57	3.29	46.05	29.81	3.36
	77.0	35.89	28.01	3.24	37.58	27.56	3.30	39.27	29.13	3.36	40.12	30.95	3.39	42.65	29.95	3.48	44.34	29.25	3.54
	86.0	34.18	27.18	3.44	35.87	26.79	3.50	37.56	28.41	3.56	38.41	30.26	3.59	40.95	29.34	3.68	42.64	28.69	3.74
	89.6	33.50	26.86	3.52	35.19	26.48	3.58	36.88	28.13	3.64	37.73	29.98	3.67	40.26	29.10	3.76	41.95	28.47	3.82
	95.0	32.47	26.37	3.65	34.16	26.03	3.71	35.85	27.70	3.77	36.70	29.57	3.80	39.24	28.74	3.90	40.93	28.14	3.96
	104.0	30.76	25.56	3.89	32.45	25.27	3.95	34.15	27.00	4.01	34.99	28.90	4.04	37.53	28.14	4.13	39.22	27.60	4.19
	109.4	29.74	25.08	4.03	31.43	24.82	4.09	33.12	26.59	4.15	33.97	28.50	4.19	36.50	27.79	4.28	38.19	27.28	4.34
	114.8	28.71	24.61	4.19	30.40	24.38	4.25	32.10	26.17	4.31	32.94	28.10	4.34	35.48	27.44	4.43	37.17	26.96	4.49
FDXS09L + FDXS09L + CDXS18L	68.0	36.88	26.91	3.24	38.54	26.43	3.30	40.20	27.64	3.37	41.03	29.10	3.40	43.52	28.04	3.49	45.18	27.28	3.56
	77.0	35.21	26.06	3.43	36.86	25.63	3.50	38.52	26.89	3.56	39.35	28.39	3.59	41.84	27.41	3.69	43.50	26.71	3.75
	86.0	33.53	25.22	3.64	35.19	24.85	3.71	36.85	26.16	3.77	37.68	27.68	3.80	40.16	26.78	3.90	41.82	26.14	3.97
	89.6	32.86	24.88	3.73	34.52	24.53	3.80	36.18	25.87	3.86	37.01	27.40	3.89	39.49	26.54	3.99	41.15	25.91	4.06
	95.0	31.85	24.39	3.87	33.51	24.07	3.94	35.17	25.44	4.00	36.00	26.98	4.03	38.49	26.17	4.13	40.15	25.57	4.20
	104.0	30.18	23.57	4.12	31.84	23.30	4.19	33.49	24.72	4.25	34.32	26.29	4.28	36.81	25.56	4.38	38.47	25.02	4.44
	109.4	29.17	23.09	4.28	30.83	22.85	4.34	32.49	24.30	4.41	33.32	25.88	4.44	35.81	25.20	4.54	37.46	24.68	4.60
	114.8	28.17	22.60	4.44	29.82	22.40	4.51	31.48	23.88	4.57	32.31	25.48	4.60	34.80	24.84	4.70	36.46	24.36	4.76
FTXS09L + FTXS09L + FTXS24L	68.0	38.93	31.02	2.76	40.68	30.49	2.82	42.43	32.29	2.87	43.31	34.37	2.90	45.93	33.26	2.98	47.68	32.48	3.04
	77.0	37.16	30.18	2.93	38.91	29.70	2.98	40.66	31.56	3.04	41.54	33.66	3.07	44.16	32.63	3.15	45.92	31.92	3.20
	86.0	35.39	29.34	3.11	37.14	28.93	3.16	38.89	30.83	3.22	39.77	32.97	3.25	42.40	32.02	3.33	44.15	31.36	3.39
	89.6	34.68	29.01	3.19	36.44	28.62	3.24	38.19	30.54	3.30	39.06	32.69	3.32	41.69	31.78	3.41	43.44	31.13	3.46
	95.0	33.62	28.52	3.31	35.37	28.15	3.36	37.12	30.11	3.42	38.00	32.27	3.44	40.63	31.41	3.53	42.38	30.80	3.58
	104.0	31.85	27.70	3.52	33.60	27.39	3.57	35.36	29.40	3.63	36.23	31.59	3.65	38.86	30.81	3.74	40.61	30.25	3.79
	109.4	30.79	27.22	3.65	32.54	26.94	3.71	34.29	28.98	3.76	35.17	31.18	3.79	37.80	30.45	3.87	39.55	29.92	3.93
	114.8	29.73	26.73	3.79	31.48	26.48	3.85	33.23	28.56	3.90	34.11	30.78	3.93	36.73	30.09	4.01	38.48	29.60	4.07
FTXS09L + FTXS09L + CDXS24L	68.0	38.21	29.96	3.23	39.93	29.45	3.29	41.65	31.12	3.36	42.51	33.06	3.39	45.09	31.97	3.49	46.81	31.21	3.55
	77.0	36.48	29.13	3.42	38.20	28.67	3.49	39.91	30.39	3.55	40.77	32.37	3.58	43.35	31.36	3.68	45.07	30.65	3.74
	86.0	34.74	28.30	3.63	36.46	27.89	3.70	38.18	29.67	3.76	39.04	31.67	3.79	41.61	30.75	3.89	43.33	30.09	3.96
	89.6	34.05	27.97	3.72	35.76	27.59	3.79	37.48	29.39	3.85	38.34	31.40	3.88	40.92	30.50	3.98	42.64	29.87	4.05
	95.0	33.00	27.48	3.86	34.72	27.13	3.93	36.44	28.96	3.99	37.30	30.99	4.02	39.88	30.14	4.12	41.60	29.54	4.19
	104.0	31.27	26.68	4.11	32.99	26.37	4.17	34.70	28.26	4.24	35.56	30.31	4.27	38.14	29.54	4.37	39.86	29.00	4.43
	109.4	30.22	26.20	4.27	31.94	25.92	4.33	33.66	27.84	4.40	34.52	29.91	4.43	37.10	29.19	4.52	38.82	28.67	4.59
	114.8	29.18	25.72	4.43	30.90	25.48	4.49	32.62	27.42	4.56	33.48	29.51	4.59	36.06	28.84	4.69	37.78	28.35	4.75

Combination (Capacity)	Outdoor air temp. EDB	Indoor air temp.:EWB																	
		57.2			60.8			64.4			67.0			71.6			75.2		
		TC	SHC	PI	TC	SHC	PI	TC	SHC	PI	TC	SHC	PI	TC	SHC	PI	TC	SHC	PI
		kBtu/h	kBtu/h	kW	kBtu/h	kBtu/h	kW	kBtu/h	kBtu/h	kW	kBtu/h	kBtu/h	kW	kBtu/h	kBtu/h	kW	kBtu/h	kBtu/h	kW
FTXS09L + FDXS09L + FTXS24L	68.0	38.21	30.14	3.04	39.93	29.63	3.10	41.65	31.33	3.16	42.51	33.32	3.19	45.09	32.22	3.28	46.81	31.46	3.34
	77.0	36.48	29.31	3.22	38.20	28.85	3.28	39.91	30.61	3.34	40.77	32.62	3.37	43.35	31.61	3.46	45.07	30.90	3.52
	86.0	34.74	28.49	3.42	36.46	28.08	3.48	38.18	29.89	3.54	39.04	31.93	3.57	41.61	31.00	3.66	43.33	30.35	3.72
	89.6	34.05	28.16	3.50	35.76	27.78	3.56	37.48	29.61	3.62	38.34	31.66	3.65	40.92	30.76	3.74	42.64	30.13	3.80
	95.0	33.00	27.68	3.63	34.72	27.32	3.69	36.44	29.19	3.75	37.30	31.25	3.78	39.88	30.40	3.87	41.60	29.80	3.94
	104.0	31.27	26.87	3.86	32.99	26.57	3.93	34.70	28.48	3.99	35.56	30.57	4.02	38.14	29.81	4.11	39.86	29.26	4.17
	109.4	30.22	26.39	4.01	31.94	26.12	4.07	33.66	28.07	4.13	34.52	30.17	4.16	37.10	29.45	4.25	38.82	28.94	4.31
	114.8	29.18	25.91	4.17	30.90	25.67	4.23	32.62	27.65	4.29	33.48	29.77	4.32	36.06	29.10	4.41	37.78	28.61	4.47
FTXS09L + FDXS09L + CDXS24L	68.0	37.60	29.14	3.20	39.29	28.64	3.27	40.98	30.22	3.33	41.83	32.06	3.36	44.36	30.99	3.46	46.05	30.23	3.52
	77.0	35.89	28.31	3.40	37.58	27.86	3.46	39.27	29.49	3.52	40.12	31.37	3.56	42.65	30.38	3.65	44.34	29.68	3.72
	86.0	34.18	27.50	3.61	35.87	27.10	3.67	37.56	28.78	3.73	38.41	30.68	3.77	40.95	29.77	3.86	42.64	29.13	3.93
	89.6	33.50	27.17	3.70	35.19	26.79	3.76	36.88	28.50	3.82	37.73	30.41	3.86	40.26	29.53	3.95	41.95	28.91	4.02
	95.0	32.47	26.69	3.83	34.16	26.34	3.90	35.85	28.08	3.96	36.70	30.01	3.99	39.24	29.17	4.09	40.93	28.58	4.15
	104.0	30.76	25.89	4.08	32.45	25.59	4.14	34.15	27.38	4.21	34.99	29.34	4.24	37.53	28.58	4.33	39.22	28.04	4.40
	109.4	29.74	25.41	4.23	31.43	25.15	4.30	33.12	26.97	4.36	33.97	28.94	4.39	36.50	28.23	4.49	38.19	27.72	4.55
	114.8	28.71	24.94	4.40	30.40	24.71	4.46	32.10	26.56	4.52	32.94	28.54	4.56	35.48	27.88	4.65	37.17	27.40	4.72
FDXS09L + FDXS09L + FTXS24L	68.0	37.60	29.32	3.01	39.29	28.82	3.07	40.98	30.43	3.13	41.83	32.31	3.16	44.36	31.24	3.25	46.05	30.49	3.31
	77.0	35.89	28.50	3.19	37.58	28.05	3.25	39.27	29.71	3.31	40.12	31.62	3.34	42.65	30.63	3.43	44.34	29.93	3.49
	86.0	34.18	27.68	3.39	35.87	27.28	3.45	37.56	29.00	3.51	38.41	30.94	3.54	40.95	30.03	3.63	42.64	29.38	3.69
	89.6	33.50	27.36	3.47	35.19	26.98	3.53	36.88	28.72	3.59	37.73	30.67	3.62	40.26	29.79	3.71	41.95	29.16	3.77
	95.0	32.47	26.88	3.60	34.16	26.53	3.66	35.85	28.30	3.72	36.70	30.26	3.75	39.24	29.43	3.84	40.93	28.84	3.90
	104.0	30.76	26.08	3.83	32.45	25.78	3.89	34.15	27.61	3.95	34.99	29.60	3.98	37.53	28.84	4.07	39.22	28.30	4.13
	109.4	29.74	25.60	3.98	31.43	25.34	4.04	33.12	27.19	4.10	33.97	29.20	4.13	36.50	28.49	4.22	38.19	27.98	4.28
	114.8	28.71	25.13	4.13	30.40	24.90	4.19	32.10	26.78	4.25	32.94	28.80	4.28	35.48	28.14	4.37	37.17	27.66	4.43
FDXS09L + FDXS09L + CDXS24L	68.0	36.88	28.27	3.18	38.54	27.78	3.24	40.20	29.27	3.31	41.03	31.02	3.34	43.52	29.96	3.43	45.18	29.22	3.50
	77.0	35.21	27.46	3.37	36.86	27.02	3.43	38.52	28.56	3.50	39.35	30.34	3.53	41.84	29.36	3.62	43.50	28.67	3.69
	86.0	33.53	26.65	3.58	35.19	26.26	3.64	36.85	27.85	3.71	37.68	29.66	3.74	40.16	28.76	3.83	41.82	28.13	3.90
	89.6	32.86	26.33	3.67	34.52	25.96	3.73	36.18	27.57	3.79	37.01	29.39	3.83	39.49	28.52	3.92	41.15	27.91	3.98
	95.0	31.85	25.85	3.81	33.51	25.51	3.87	35.17	27.16	3.93	36.00	28.99	3.96	38.49	28.17	4.06	40.15	27.59	4.12
	104.0	30.18	25.06	4.05	31.84	24.78	4.11	33.49	26.47	4.18	34.32	28.32	4.21	36.81	27.59	4.30	38.47	27.05	4.37
	109.4	29.17	24.59	4.20	30.83	24.34	4.27	32.49	26.06	4.33	33.32	27.93	4.36	35.81	27.24	4.46	37.46	26.73	4.52
	114.8	28.17	24.12	4.36	29.82	23.90	4.43	31.48	25.65	4.49	32.31	27.54	4.52	34.80	26.89	4.62	36.46	26.42	4.68
FTXS09L + FTXS12L + FTXS12L	68.0	36.68	27.25	2.74	38.33	26.77	2.79	39.98	28.07	2.85	40.80	29.63	2.87	43.27	28.58	2.96	44.92	27.83	3.01
	77.0	35.01	26.41	2.90	36.66	25.99	2.96	38.31	27.34	3.01	39.13	28.93	3.04	41.61	27.96	3.12	43.26	27.27	3.18
	86.0	33.34	25.59	3.08	34.99	25.22	3.14	36.64	26.63	3.19	37.47	28.24	3.22	39.94	27.35	3.30	41.59	26.71	3.36
	89.6	32.68	25.27	3.16	34.33	24.91	3.21	35.98	26.34	3.27	36.80	27.97	3.30	39.27	27.11	3.38	40.92	26.49	3.43
	95.0	31.68	24.78	3.28	33.33	24.46	3.33	34.98	25.92	3.39	35.80	27.56	3.41	38.27	26.75	3.50	39.92	26.16	3.55
	104.0	30.01	23.98	3.49	31.66	23.71	3.54	33.31	25.22	3.60	34.13	26.89	3.62	36.61	26.15	3.70	38.26	25.62	3.76
	109.4	29.01	23.50	3.62	30.66	23.26	3.67	32.31	24.80	3.73	33.13	26.49	3.76	35.61	25.80	3.84	37.26	25.29	3.89
	114.8	28.01	23.03	3.76	29.66	22.82	3.81	31.31	24.39	3.87	32.13	26.09	3.89	34.61	25.45	3.98	36.26	24.97	4.03
FTXS09L + FTXS12L + FDXS12L	68.0	35.86	26.31	3.00	37.47	25.85	3.06	39.08	27.06	3.12	39.89	28.52	3.15	42.31	27.48	3.24	43.92	26.75	3.30
	77.0	34.23	25.49	3.18	35.84	25.08	3.24	37.45	26.34	3.30	38.26	27.82	3.33	40.68	26.87	3.42	42.29	26.19	3.48
	86.0	32.60	24.68	3.38	34.21	24.32	3.44	35.82	25.63	3.50	36.63	27.14	3.53	39.05	26.27	3.62	40.66	25.64	3.68
	89.6	31.95	24.36	3.46	33.56	24.02	3.52	35.17	25.35	3.58	35.98	26.87	3.61	38.40	26.03	3.70	40.01	25.42	3.76
	95.0	30.97	23.88	3.59	32.58	23.57	3.65	34.19	24.93	3.71	35.00	26.47	3.74	37.42	25.67	3.83	39.03	25.09	3.89
	104.0	29.34	23.09	3.82	30.95	22.83	3.88	32.56	24.24	3.94	33.37	25.80	3.97	35.79	25.08	4.06	37.40	24.56	4.12
	109.4	28.36	22.62	3.97	29.97	22.39	4.03	31.59	23.83	4.09	32.39	25.40	4.12	34.81	24.73	4.21	36.42	24.24	4.27
	114.8	27.38	22.15	4.12	29.00	21.95	4.18	30.61	23.42	4.24	31.41	25.01	4.27	33.83	24.39	4.36	35.45	23.92	4.42

Combination (Capacity)	Outdoor air temp. EDB	Indoor air temp.:EWB																		
		57.2			60.8			64.4			67.0			71.6			75.2		
		TC	SHC	PI	TC	SHC	PI	TC	SHC	PI	TC	SHC	PI	TC	SHC	PI	TC	SHC	PI
		kBtu/h	kBtu/h	kW	kBtu/h	kBtu/h	kW	kBtu/h	kBtu/h	kW	kBtu/h	kBtu/h	kW	kBtu/h	kBtu/h	kW	kBtu/h	kBtu/h	kW
FTXS09L + FDXS12L + FDXS12L	68.0	34.94	25.34	2.97	36.51	24.89	3.03	38.08	26.00	3.09	38.86	27.36	3.12	41.22	26.35	3.21	42.79	25.63	3.27
	77.0	33.35	24.53	3.15	34.92	24.13	3.21	36.49	25.29	3.27	37.28	26.67	3.30	39.63	25.75	3.39	41.20	25.08	3.45
	86.0	31.76	23.73	3.34	33.33	23.38	3.40	34.90	24.59	3.46	35.69	26.00	3.49	38.04	25.15	3.58	39.62	24.53	3.64
	89.6	31.13	23.41	3.43	32.70	23.08	3.49	34.27	24.32	3.55	35.05	25.73	3.58	37.41	24.91	3.66	38.98	24.32	3.72
	95.0	30.17	22.94	3.56	31.74	22.64	3.62	33.31	23.90	3.67	34.10	25.34	3.70	36.46	24.56	3.79	38.03	24.00	3.85
	104.0	28.58	22.16	3.78	30.16	21.91	3.84	31.73	23.22	3.90	32.51	24.68	3.93	34.87	23.98	4.02	36.44	23.47	4.08
	109.4	27.63	21.70	3.93	29.20	21.48	3.99	30.77	22.82	4.05	31.56	24.29	4.08	33.92	23.64	4.16	35.49	23.15	4.22
	114.8	26.68	21.24	4.08	28.25	21.05	4.14	29.82	22.42	4.20	30.61	23.90	4.23	32.96	23.30	4.31	34.53	22.84	4.37
FDXS09L + FTXS12L + FTXS12L	68.0	35.86	26.35	3.01	37.47	25.88	3.07	39.08	27.10	3.13	39.89	28.56	3.16	42.31	27.53	3.25	43.92	26.80	3.31
	77.0	34.23	25.53	3.19	35.84	25.11	3.25	37.45	26.38	3.31	38.26	27.87	3.34	40.68	26.92	3.43	42.29	26.24	3.49
	86.0	32.60	24.72	3.39	34.21	24.35	3.45	35.82	25.67	3.51	36.63	27.19	3.54	39.05	26.32	3.63	40.66	25.69	3.69
	89.6	31.95	24.39	3.47	33.56	24.05	3.53	35.17	25.39	3.59	35.98	26.92	3.62	38.40	26.08	3.71	40.01	25.47	3.77
	95.0	30.97	23.92	3.60	32.58	23.60	3.66	34.19	24.97	3.72	35.00	26.52	3.75	37.42	25.72	3.84	39.03	25.15	3.90
	104.0	29.34	23.13	3.83	30.95	22.86	3.89	32.56	24.28	3.95	33.37	25.85	3.98	35.79	25.13	4.07	37.40	24.61	4.13
	109.4	28.36	22.66	3.98	29.97	22.42	4.04	31.59	23.87	4.10	32.39	25.46	4.13	34.81	24.78	4.22	36.42	24.29	4.28
	114.8	27.38	22.19	4.13	29.00	21.99	4.19	30.61	23.46	4.25	31.41	25.06	4.28	33.83	24.44	4.37	35.45	23.97	4.43
FDXS09L + FTXS12L + FDXS12L	68.0	34.94	25.37	2.98	36.51	24.92	3.04	38.08	26.04	3.10	38.86	27.40	3.13	41.22	26.40	3.22	42.79	25.68	3.28
	77.0	33.35	24.56	3.16	34.92	24.16	3.22	36.49	25.33	3.28	37.28	26.72	3.31	39.63	25.79	3.40	41.20	25.13	3.46
	86.0	31.76	23.76	3.35	33.33	23.41	3.41	34.90	24.63	3.47	35.69	26.05	3.50	38.04	25.20	3.59	39.62	24.58	3.65
	89.6	31.13	23.45	3.44	32.70	23.12	3.50	34.27	24.36	3.56	35.05	25.78	3.59	37.41	24.96	3.67	38.98	24.37	3.73
	95.0	30.17	22.98	3.57	31.74	22.67	3.62	33.31	23.95	3.68	34.10	25.38	3.71	36.46	24.61	3.80	38.03	24.05	3.86
	104.0	28.58	22.20	3.79	30.16	21.95	3.85	31.73	23.27	3.91	32.51	24.73	3.94	34.87	24.03	4.03	36.44	23.52	4.09
	109.4	27.63	21.74	3.94	29.20	21.51	4.00	30.77	22.86	4.06	31.56	24.34	4.09	33.92	23.69	4.18	35.49	23.20	4.23
	114.8	26.68	21.28	4.09	28.25	21.08	4.15	29.82	22.46	4.21	30.61	23.96	4.24	32.96	23.35	4.33	34.53	22.89	4.38
FDXS09L + FDXS12L + FDXS12L	68.0	34.12	24.46	2.96	35.65	24.02	3.01	37.18	25.04	3.07	37.95	26.30	3.10	40.25	25.32	3.19	41.79	24.61	3.25
	77.0	32.57	23.65	3.13	34.10	23.27	3.19	35.63	24.34	3.25	36.40	25.63	3.28	38.70	24.72	3.37	40.24	24.06	3.43
	86.0	31.02	22.86	3.33	32.55	22.53	3.39	34.08	23.65	3.44	34.85	24.96	3.47	37.15	24.13	3.56	38.69	23.53	3.62
	89.6	30.39	22.55	3.41	31.93	22.23	3.47	33.46	23.38	3.53	34.23	24.70	3.56	36.53	23.90	3.64	38.07	23.31	3.70
	95.0	29.46	22.09	3.54	31.00	21.80	3.60	32.53	22.97	3.65	33.30	24.30	3.68	35.60	23.55	3.77	37.14	22.99	3.83
	104.0	27.91	21.32	3.76	29.45	21.08	3.82	30.98	22.30	3.88	31.75	23.65	3.91	34.05	22.97	4.00	35.58	22.47	4.06
	109.4	26.98	20.86	3.91	28.52	20.65	3.96	30.05	21.90	4.02	30.82	23.27	4.05	33.12	22.63	4.14	34.65	22.16	4.20
	114.8	26.05	20.41	4.06	27.59	20.23	4.11	29.12	21.50	4.17	29.89	22.89	4.20	32.19	22.30	4.29	33.72	21.85	4.35
FTXS09L + FTXS12L + FTXS15L	68.0	38.93	30.37	2.86	40.68	29.85	2.92	42.43	31.52	2.97	43.31	33.48	3.00	45.93	32.36	3.09	47.68	31.59	3.14
	77.0	37.16	29.52	3.03	38.91	29.05	3.09	40.66	30.78	3.14	41.54	32.76	3.17	44.16	31.73	3.26	45.92	31.01	3.32
	86.0	35.39	28.68	3.22	37.14	28.26	3.28	38.89	30.05	3.33	39.77	32.06	3.36	42.40	31.11	3.45	44.15	30.44	3.50
	89.6	34.68	28.34	3.30	36.44	27.95	3.35	38.19	29.76	3.41	39.06	31.78	3.44	41.69	30.86	3.53	43.44	30.22	3.58
	95.0	33.62	27.84	3.42	35.37	27.48	3.48	37.12	29.32	3.54	38.00	31.36	3.56	40.63	30.49	3.65	42.38	29.88	3.71
	104.0	31.85	27.02	3.64	33.60	26.71	3.70	35.36	28.60	3.75	36.23	30.67	3.78	38.86	29.88	3.87	40.61	29.32	3.92
	109.4	30.79	26.53	3.78	32.54	26.25	3.84	34.29	28.17	3.89	35.17	30.25	3.92	37.80	29.52	4.01	39.55	28.99	4.06
	114.8	29.73	26.04	3.92	31.48	25.80	3.98	33.23	27.75	4.04	34.11	29.85	4.07	36.73	29.16	4.15	38.48	28.66	4.21
FTXS09L + FTXS12L + CDXS15L	68.0	38.21	28.53	3.24	39.93	28.03	3.30	41.65	29.41	3.37	42.51	31.07	3.40	45.09	29.97	3.49	46.81	29.19	3.56
	77.0	36.48	27.66	3.43	38.20	27.22	3.50	39.91	28.66	3.56	40.77	30.34	3.59	43.35	29.33	3.69	45.07	28.61	3.75
	86.0	34.74	26.81	3.64	36.46	26.42	3.71	38.18	27.91	3.77	39.04	29.62	3.80	41.61	28.70	3.90	43.33	28.03	3.97
	89.6	34.05	26.47	3.73	35.76	26.10	3.80	37.48	27.62	3.86	38.34	29.34	3.89	40.92	28.45	3.99	42.64	27.80	4.06
	95.0	33.00	25.97	3.87	34.72	25.63	3.94	36.44	27.18	4.00	37.30	28.92	4.03	39.88	28.07	4.13	41.60	27.46	4.20
	104.0	31.27	25.13	4.12	32.99	24.85	4.19	34.70	26.45	4.25	35.56	28.22	4.28	38.14	27.45	4.38	39.86	26.90	4.44
	109.4	30.22	24.64	4.28	31.94	24.38	4.34	33.66	26.02	4.41	34.52	27.80	4.44	37.10	27.08	4.54	38.82	26.56	4.60
	114.8	29.18	24.15	4.44	30.90	23.92	4.51	32.62	25.59	4.57	33.48	27.39	4.60	36.06	26.72	4.70	37.78	26.23	4.76

Combination (Capacity)	Outdoor air temp. EDB	Indoor air temp.:EWB																		
		57.2			60.8			64.4			67.0			71.6			75.2		
		TC	SHC	PI	TC	SHC	PI	TC	SHC	PI	TC	SHC	PI	TC	SHC	PI	TC	SHC	PI
		kBtu/h	kBtu/h	kW	kBtu/h	kBtu/h	kW	kBtu/h	kBtu/h	kW	kBtu/h	kBtu/h	kW	kBtu/h	kBtu/h	kW	kBtu/h	kBtu/h	kW
FTXS09L + FDXS12L + FTXS15L	68.0	38.21	29.47	3.13	39.93	28.96	3.19	41.65	30.53	3.26	42.51	32.38	3.29	45.09	31.29	3.38	46.81	30.52	3.44
	77.0	36.48	28.62	3.32	38.20	28.17	3.38	39.91	29.80	3.45	40.77	31.67	3.48	43.35	30.66	3.57	45.07	29.95	3.63
	86.0	34.74	27.79	3.53	36.46	27.39	3.59	38.18	29.07	3.65	39.04	30.98	3.68	41.61	30.05	3.78	43.33	29.39	3.84
	89.6	34.05	27.46	3.61	35.76	27.08	3.68	37.48	28.78	3.74	38.34	30.70	3.77	40.92	29.80	3.86	42.64	29.17	3.92
	95.0	33.00	26.97	3.75	34.72	26.62	3.81	36.44	28.35	3.87	37.30	30.28	3.90	39.88	29.44	4.00	41.60	28.83	4.06
	104.0	31.27	26.15	3.99	32.99	25.85	4.05	34.70	27.64	4.11	35.56	29.60	4.14	38.14	28.83	4.24	39.86	28.28	4.30
	109.4	30.22	25.67	4.14	31.94	25.40	4.20	33.66	27.22	4.26	34.52	29.19	4.30	37.10	28.47	4.39	38.82	27.95	4.45
	114.8	29.18	25.18	4.30	30.90	24.95	4.36	32.62	26.80	4.42	33.48	28.79	4.45	36.06	28.12	4.55	37.78	27.63	4.61
FTXS09L + FDXS12L + CDXS15L	68.0	37.60	27.69	3.27	39.29	27.21	3.33	40.98	28.49	3.40	41.83	30.04	3.43	44.36	28.96	3.53	46.05	28.19	3.59
	77.0	35.89	26.83	3.46	37.58	26.40	3.53	39.27	27.74	3.60	40.12	29.32	3.63	42.65	28.32	3.73	44.34	27.61	3.79
	86.0	34.18	25.99	3.68	35.87	25.60	3.74	37.56	27.00	3.81	38.41	28.61	3.84	40.95	27.69	3.94	42.64	27.03	4.00
	89.6	33.50	25.65	3.77	35.19	25.29	3.84	36.88	26.71	3.90	37.73	28.32	3.93	40.26	27.44	4.03	41.95	26.81	4.10
	95.0	32.47	25.15	3.91	34.16	24.82	3.98	35.85	26.27	4.04	36.70	27.90	4.07	39.24	27.07	4.17	40.93	26.46	4.24
	104.0	30.76	24.32	4.16	32.45	24.04	4.23	34.15	25.55	4.29	34.99	27.20	4.32	37.53	26.45	4.42	39.22	25.90	4.49
	109.4	29.74	23.83	4.32	31.43	23.58	4.39	33.12	25.12	4.45	33.97	26.79	4.48	36.50	26.09	4.58	38.19	25.57	4.65
	114.8	28.71	23.34	4.48	30.40	23.13	4.55	32.10	24.69	4.61	32.94	26.38	4.65	35.48	25.73	4.75	37.17	25.24	4.81
FDXS09L + FTXS12L + FTXS15L	68.0	38.21	29.50	3.13	39.93	28.99	3.19	41.65	30.58	3.26	42.51	32.43	3.29	45.09	31.34	3.38	46.81	30.57	3.44
	77.0	36.48	28.66	3.32	38.20	28.21	3.38	39.91	29.84	3.45	40.77	31.73	3.48	43.35	30.72	3.57	45.07	30.00	3.63
	86.0	34.74	27.83	3.53	36.46	27.43	3.59	38.18	29.12	3.65	39.04	31.03	3.68	41.61	30.10	3.78	43.33	29.44	3.84
	89.6	34.05	27.50	3.61	35.76	27.12	3.68	37.48	28.83	3.74	38.34	30.75	3.77	40.92	29.85	3.86	42.64	29.22	3.92
	95.0	33.00	27.00	3.75	34.72	26.65	3.81	36.44	28.40	3.87	37.30	30.34	3.90	39.88	29.49	4.00	41.60	28.89	4.06
	104.0	31.27	26.19	3.99	32.99	25.89	4.05	34.70	27.69	4.11	35.56	29.65	4.14	38.14	28.89	4.24	39.86	28.34	4.30
	109.4	30.22	25.70	4.14	31.94	25.44	4.20	33.66	27.27	4.26	34.52	29.25	4.30	37.10	28.53	4.39	38.82	28.01	4.45
	114.8	29.18	25.22	4.30	30.90	24.99	4.36	32.62	26.85	4.42	33.48	28.84	4.45	36.06	28.17	4.55	37.78	27.68	4.61
FDXS09L + FTXS12L + CDXS15L	68.0	37.60	27.73	3.28	39.29	27.24	3.34	40.98	28.53	3.41	41.83	30.09	3.44	44.36	29.01	3.54	46.05	28.24	3.60
	77.0	35.89	26.87	3.47	37.58	26.43	3.54	39.27	27.78	3.60	40.12	29.37	3.64	42.65	28.37	3.73	44.34	27.66	3.80
	86.0	34.18	26.02	3.69	35.87	25.64	3.75	37.56	27.04	3.82	38.41	28.66	3.85	40.95	27.74	3.95	42.64	27.08	4.01
	89.6	33.50	25.69	3.78	35.19	25.32	3.84	36.88	26.75	3.91	37.73	28.37	3.94	40.26	27.49	4.04	41.95	26.86	4.11
	95.0	32.47	25.18	3.92	34.16	24.86	3.99	35.85	26.31	4.05	36.70	27.95	4.08	39.24	27.12	4.18	40.93	26.52	4.25
	104.0	30.76	24.36	4.17	32.45	24.08	4.24	34.15	25.59	4.30	34.99	27.26	4.33	37.53	26.50	4.43	39.22	25.95	4.50
	109.4	29.74	23.87	4.33	31.43	23.62	4.40	33.12	25.16	4.46	33.97	26.84	4.49	36.50	26.14	4.59	38.19	25.62	4.66
	114.8	28.71	23.38	4.50	30.40	23.16	4.56	32.10	24.74	4.63	32.94	26.43	4.66	35.48	25.78	4.76	37.17	25.29	4.82
FDXS09L + FDXS12L + FTXS15L	68.0	37.60	28.65	3.04	39.29	28.16	3.10	40.98	29.64	3.16	41.83	31.39	3.20	44.36	30.31	3.29	46.05	29.55	3.35
	77.0	35.89	27.82	3.23	37.58	27.37	3.29	39.27	28.91	3.35	40.12	30.69	3.38	42.65	29.69	3.47	44.34	28.99	3.53
	86.0	34.18	26.99	3.43	35.87	26.60	3.49	37.56	28.19	3.55	38.41	29.99	3.58	40.95	29.08	3.67	42.64	28.43	3.73
	89.6	33.50	26.66	3.51	35.19	26.29	3.57	36.88	27.90	3.63	37.73	29.72	3.66	40.26	28.84	3.75	41.95	28.21	3.81
	95.0	32.47	26.17	3.64	34.16	25.83	3.70	35.85	27.47	3.76	36.70	29.31	3.79	39.24	28.47	3.88	40.93	27.88	3.95
	104.0	30.76	25.36	3.88	32.45	25.08	3.94	34.15	26.77	4.00	34.99	28.63	4.03	37.53	27.87	4.12	39.22	27.33	4.18
	109.4	29.74	24.88	4.02	31.43	24.63	4.08	33.12	26.35	4.14	33.97	28.22	4.17	36.50	27.52	4.27	38.19	27.01	4.33
	114.8	28.71	24.41	4.18	30.40	24.18	4.24	32.10	25.94	4.30	32.94	27.82	4.33	35.48	27.16	4.42	37.17	26.68	4.48
FDXS09L + FDXS12L + CDXS15L	68.0	36.88	26.85	3.24	38.54	26.38	3.31	40.20	27.57	3.37	41.03	29.03	3.41	43.52	27.97	3.50	45.18	27.21	3.57
	77.0	35.21	26.00	3.44	36.86	25.58	3.50	38.52	26.83	3.57	39.35	28.31	3.60	41.84	27.33	3.70	43.50	26.63	3.76
	86.0	33.53	25.16	3.65	35.19	24.79	3.72	36.85	26.09	3.78	37.68	27.60	3.81	40.16	26.70	3.91	41.82	26.06	3.98
	89.6	32.86	24.83	3.74	34.52	24.48	3.81	36.18	25.80	3.87	37.01	27.32	3.90	39.49	26.46	4.00	41.15	25.83	4.07
	95.0	31.85	24.33	3.88	33.51	24.01	3.95	35.17	25.37	4.01	36.00	26.90	4.04	38.49	26.09	4.14	40.15	25.49	4.21
	104.0	30.18	23.51	4.13	31.84	23.24	4.20	33.49	24.65	4.26	34.32	26.21	4.29	36.81	25.48	4.39	38.47	24.93	4.45
	109.4	29.17	23.03	4.29	30.83	22.79	4.35	32.49	24.23	4.42	33.32	25.80	4.45	35.81	25.11	4.55	37.46	24.60	4.61
	114.8	28.17	22.54	4.45	29.82	22.34	4.52	31.48	23.80	4.58	32.31	25.40	4.61	34.80	24.75	4.71	36.46	24.27	4.77

Combination (Capacity)	Outdoor air temp. EDB	Indoor air temp.:EWB																		
		57.2			60.8			64.4			67.0			71.6			75.2		
		TC	SHC	PI	TC	SHC	PI	TC	SHC	PI	TC	SHC	PI	TC	SHC	PI	TC	SHC	PI
		kBtu/h	kBtu/h	kW	kBtu/h	kBtu/h	kW	kBtu/h	kBtu/h	kW	kBtu/h	kBtu/h	kW	kBtu/h	kBtu/h	kW	kBtu/h	kBtu/h	kW
FTXS09L + FTXS12L + FTXS18L	68.0	38.93	30.50	2.86	40.68	29.98	2.92	42.43	31.68	2.97	43.31	33.66	3.00	45.93	32.54	3.09	47.68	31.77	3.14
	77.0	37.16	29.65	3.03	38.91	29.18	3.09	40.66	30.94	3.14	41.54	32.94	3.17	44.16	31.92	3.26	45.92	31.19	3.32
	86.0	35.39	28.81	3.22	37.14	28.40	3.28	38.89	30.20	3.33	39.77	32.24	3.36	42.40	31.29	3.45	44.15	30.63	3.50
	89.6	34.68	28.48	3.30	36.44	28.08	3.35	38.19	29.91	3.41	39.06	31.96	3.44	41.69	31.05	3.53	43.44	30.40	3.58
	95.0	33.62	27.98	3.42	35.37	27.62	3.48	37.12	29.48	3.54	38.00	31.54	3.56	40.63	30.68	3.65	42.38	30.07	3.71
	104.0	31.85	27.16	3.64	33.60	26.85	3.70	35.36	28.76	3.75	36.23	30.85	3.78	38.86	30.07	3.87	40.61	29.51	3.92
	109.4	30.79	26.67	3.78	32.54	26.39	3.84	34.29	28.34	3.89	35.17	30.44	3.92	37.80	29.71	4.01	39.55	29.18	4.06
	114.8	29.73	26.18	3.92	31.48	25.93	3.98	33.23	27.91	4.04	34.11	30.03	4.07	36.73	29.35	4.15	38.48	28.85	4.21
FTXS09L + FTXS12L + CDXS18L	68.0	38.21	28.53	3.23	39.93	28.03	3.29	41.65	29.41	3.36	42.51	31.07	3.39	45.09	29.97	3.49	46.81	29.19	3.55
	77.0	36.48	27.66	3.42	38.20	27.22	3.49	39.91	28.66	3.55	40.77	30.34	3.58	43.35	29.33	3.68	45.07	28.61	3.74
	86.0	34.74	26.81	3.63	36.46	26.42	3.70	38.18	27.91	3.76	39.04	29.62	3.79	41.61	28.70	3.89	43.33	28.03	3.96
	89.6	34.05	26.47	3.72	35.76	26.10	3.79	37.48	27.62	3.85	38.34	29.34	3.88	40.92	28.45	3.98	42.64	27.80	4.05
	95.0	33.00	25.97	3.86	34.72	25.63	3.93	36.44	27.18	3.99	37.30	28.92	4.02	39.88	28.07	4.12	41.60	27.46	4.19
	104.0	31.27	25.13	4.11	32.99	24.85	4.17	34.70	26.45	4.24	35.56	28.22	4.27	38.14	27.45	4.37	39.86	26.90	4.43
	109.4	30.22	24.64	4.27	31.94	24.38	4.33	33.66	26.02	4.40	34.52	27.80	4.43	37.10	27.08	4.52	38.82	26.56	4.59
	114.8	29.18	24.15	4.43	30.90	23.92	4.49	32.62	25.59	4.56	33.48	27.39	4.59	36.06	26.72	4.69	37.78	26.23	4.75
FTXS09L + FDXS12L + FTXS18L	68.0	38.21	29.60	3.08	39.93	29.09	3.14	41.65	30.68	3.20	42.51	32.56	3.23	45.09	31.47	3.32	46.81	30.70	3.38
	77.0	36.48	28.76	3.26	38.20	28.30	3.32	39.91	29.95	3.38	40.77	31.85	3.41	43.35	30.84	3.51	45.07	30.13	3.57
	86.0	34.74	27.92	3.46	36.46	27.52	3.52	38.18	29.23	3.58	39.04	31.16	3.62	41.61	30.23	3.71	43.33	29.57	3.77
	89.6	34.05	27.59	3.55	35.76	27.21	3.61	37.48	28.94	3.67	38.34	30.88	3.70	40.92	29.99	3.79	42.64	29.35	3.85
	95.0	33.00	27.10	3.68	34.72	26.75	3.74	36.44	28.51	3.80	37.30	30.47	3.83	39.88	29.62	3.93	41.60	29.02	3.99
	104.0	31.27	26.29	3.92	32.99	25.99	3.98	34.70	27.80	4.04	35.56	29.79	4.07	38.14	29.02	4.16	39.86	28.47	4.22
	109.4	30.22	25.80	4.07	31.94	25.54	4.13	33.66	27.38	4.19	34.52	29.38	4.22	37.10	28.66	4.31	38.82	28.14	4.37
	114.8	29.18	25.32	4.22	30.90	25.09	4.28	32.62	26.96	4.34	33.48	28.98	4.37	36.06	28.31	4.47	37.78	27.82	4.53
FTXS09L + FDXS12L + CDXS18L	68.0	37.60	27.69	3.32	39.29	27.21	3.38	40.98	28.49	3.45	41.83	30.04	3.48	44.36	28.96	3.58	46.05	28.19	3.65
	77.0	35.89	26.83	3.52	37.58	26.40	3.58	39.27	27.74	3.65	40.12	29.32	3.68	42.65	28.32	3.78	44.34	27.61	3.85
	86.0	34.18	25.99	3.73	35.87	25.60	3.80	37.56	27.00	3.87	38.41	28.61	3.90	40.95	27.69	4.00	42.64	27.03	4.06
	89.6	33.50	25.65	3.83	35.19	25.29	3.89	36.88	26.71	3.96	37.73	28.32	3.99	40.26	27.44	4.09	41.95	26.81	4.16
	95.0	32.47	25.15	3.97	34.16	24.82	4.04	35.85	26.27	4.10	36.70	27.90	4.13	39.24	27.07	4.23	40.93	26.46	4.30
	104.0	30.76	24.32	4.22	32.45	24.04	4.29	34.15	25.55	4.35	34.99	27.20	4.39	37.53	26.45	4.49	39.22	25.90	4.55
	109.4	29.74	23.83	4.38	31.43	23.58	4.45	33.12	25.12	4.52	33.97	26.79	4.55	36.50	26.09	4.65	38.19	25.57	4.71
	114.8	28.71	23.34	4.55	30.40	23.13	4.62	32.10	24.69	4.68	32.94	26.38	4.72	35.48	25.73	4.82	37.17	25.24	4.88
FDXS09L + FTXS12L + FTXS18L	68.0	38.21	29.63	3.08	39.93	29.12	3.14	41.65	30.73	3.20	42.51	32.61	3.23	45.09	31.52	3.32	46.81	30.75	3.38
	77.0	36.48	28.79	3.26	38.20	28.34	3.32	39.91	30.00	3.38	40.77	31.91	3.41	43.35	30.90	3.51	45.07	30.18	3.57
	86.0	34.74	27.96	3.46	36.46	27.56	3.52	38.18	29.27	3.58	39.04	31.21	3.62	41.61	30.28	3.71	43.33	29.62	3.77
	89.6	34.05	27.63	3.55	35.76	27.25	3.61	37.48	28.99	3.67	38.34	30.93	3.70	40.92	30.04	3.79	42.64	29.40	3.85
	95.0	33.00	27.14	3.68	34.72	26.79	3.74	36.44	28.56	3.80	37.30	30.52	3.83	39.88	29.67	3.93	41.60	29.07	3.99
	104.0	31.27	26.33	3.92	32.99	26.03	3.98	34.70	27.85	4.04	35.56	29.84	4.07	38.14	29.07	4.16	39.86	28.52	4.22
	109.4	30.22	25.84	4.07	31.94	25.58	4.13	33.66	27.43	4.19	34.52	29.43	4.22	37.10	28.71	4.31	38.82	28.19	4.37
	114.8	29.18	25.36	4.22	30.90	25.13	4.28	32.62	27.01	4.34	33.48	29.03	4.37	36.06	28.36	4.47	37.78	27.87	4.53
FDXS09L + FTXS12L + CDXS18L	68.0	37.60	27.73	3.26	39.29	27.24	3.33	40.98	28.53	3.39	41.83	30.09	3.42	44.36	29.01	3.52	46.05	28.24	3.59
	77.0	35.89	26.87	3.46	37.58	26.43	3.52	39.27	27.78	3.59	40.12	29.37	3.62	42.65	28.37	3.72	44.34	27.66	3.78
	86.0	34.18	26.02	3.67	35.87	25.64	3.74	37.56	27.04	3.80	38.41	28.66	3.83	40.95	27.74	3.93	42.64	27.08	4.00
	89.6	33.50	25.69	3.76	35.19	25.32	3.83	36.88	26.75	3.89	37.73	28.37	3.92	40.26	27.49	4.02	41.95	26.86	4.09
	95.0	32.47	25.18	3.90	34.16	24.86	3.97	35.85	26.31	4.03	36.70	27.95	4.06	39.24	27.12	4.16	40.93	26.52	4.23
	104.0	30.76	24.36	4.15	32.45	24.08	4.22	34.15	25.59	4.28	34.99	27.26	4.31	37.53	26.50	4.41	39.22	25.95	4.48
	109.4	29.74	23.87	4.31	31.43	23.62	4.37	33.12	25.16	4.44	33.97	26.84	4.47	36.50	26.14	4.57	38.19	25.62	4.63
	114.8	28.71	23.38	4.47	30.40	23.16	4.54	32.10	24.74	4.60	32.94	26.43	4.64	35.48	25.78	4.73	37.17	25.29	4.80

Combination (Capacity)	Outdoor air temp. EDB	Indoor air temp.:EWB																		
		57.2			60.8			64.4			67.0			71.6			75.2		
		TC	SHC	PI	TC	SHC	PI	TC	SHC	PI	TC	SHC	PI	TC	SHC	PI	TC	SHC	PI
		kBtu/h	kBtu/h	kW	kBtu/h	kBtu/h	kW	kBtu/h	kBtu/h	kW	kBtu/h	kBtu/h	kW	kBtu/h	kBtu/h	kW	kBtu/h	kBtu/h	kW
FDXS09L + FDXS12L + FTXS18L	68.0	37.60	28.78	3.11	39.29	28.28	3.17	40.98	29.79	3.23	41.83	31.56	3.26	44.36	30.49	3.36	46.05	29.73	3.42
	77.0	35.89	27.95	3.29	37.58	27.50	3.36	39.27	29.06	3.42	40.12	30.86	3.45	42.65	29.87	3.54	44.34	29.17	3.60
	86.0	34.18	27.12	3.50	35.87	26.73	3.56	37.56	28.34	3.62	38.41	30.17	3.65	40.95	29.26	3.75	42.64	28.61	3.81
	89.6	33.50	26.79	3.58	35.19	26.42	3.65	36.88	28.06	3.71	37.73	29.90	3.74	40.26	29.02	3.83	41.95	28.39	3.89
	95.0	32.47	26.31	3.72	34.16	25.96	3.78	35.85	27.63	3.84	36.70	29.49	3.87	39.24	28.66	3.97	40.93	28.06	4.03
	104.0	30.76	25.50	3.96	32.45	25.21	4.02	34.15	26.93	4.08	34.99	28.81	4.11	37.53	28.06	4.20	39.22	27.51	4.27
	109.4	29.74	25.02	4.11	31.43	24.76	4.17	33.12	26.51	4.23	33.97	28.41	4.26	36.50	27.70	4.36	38.19	27.19	4.42
	114.8	28.71	24.55	4.26	30.40	24.32	4.33	32.10	26.10	4.39	32.94	28.01	4.42	35.48	27.35	4.51	37.17	26.87	4.57
FDXS09L + FDXS12L + CDXS18L	68.0	36.88	26.85	3.24	38.54	26.38	3.30	40.20	27.57	3.37	41.03	29.03	3.40	43.52	27.97	3.49	45.18	27.21	3.56
	77.0	35.21	26.00	3.43	36.86	25.58	3.50	38.52	26.83	3.56	39.35	28.31	3.59	41.84	27.33	3.69	43.50	26.63	3.75
	86.0	33.53	25.16	3.64	35.19	24.79	3.71	36.85	26.09	3.77	37.68	27.60	3.80	40.16	26.70	3.90	41.82	26.06	3.97
	89.6	32.86	24.83	3.73	34.52	24.48	3.80	36.18	25.80	3.86	37.01	27.32	3.89	39.49	26.46	3.99	41.15	25.83	4.06
	95.0	31.85	24.33	3.87	33.51	24.01	3.94	35.17	25.37	4.00	36.00	26.90	4.03	38.49	26.09	4.13	40.15	25.49	4.20
	104.0	30.18	23.51	4.12	31.84	23.24	4.19	33.49	24.65	4.25	34.32	26.21	4.28	36.81	25.48	4.38	38.47	24.93	4.44
	109.4	29.17	23.03	4.28	30.83	22.79	4.34	32.49	24.23	4.41	33.32	25.80	4.44	35.81	25.11	4.54	37.46	24.60	4.60
	114.8	28.17	22.54	4.44	29.82	22.34	4.51	31.48	23.80	4.57	32.31	25.40	4.60	34.80	24.75	4.70	36.46	24.27	4.76
FTXS09L + FTXS12L + FTXS24L	68.0	38.93	31.00	2.76	40.68	30.47	2.82	42.43	32.26	2.87	43.31	34.34	2.90	45.93	33.22	2.98	47.68	32.45	3.04
	77.0	37.16	30.15	2.93	38.91	29.68	2.98	40.66	31.53	3.04	41.54	33.63	3.07	44.16	32.60	3.15	45.92	31.88	3.20
	86.0	35.39	29.32	3.11	37.14	28.90	3.16	38.89	30.80	3.22	39.77	32.93	3.25	42.40	31.99	3.33	44.15	31.32	3.39
	89.6	34.68	28.99	3.19	36.44	28.59	3.24	38.19	30.51	3.30	39.06	32.66	3.32	41.69	31.74	3.41	43.44	31.10	3.46
	95.0	33.62	28.49	3.31	35.37	28.13	3.36	37.12	30.08	3.42	38.00	32.24	3.44	40.63	31.38	3.53	42.38	30.77	3.58
	104.0	31.85	27.68	3.52	33.60	27.37	3.57	35.36	29.37	3.63	36.23	31.56	3.65	38.86	30.78	3.74	40.61	30.22	3.79
	109.4	30.79	27.19	3.65	32.54	26.91	3.71	34.29	28.95	3.76	35.17	31.15	3.79	37.80	30.42	3.87	39.55	29.89	3.93
	114.8	29.73	26.71	3.79	31.48	26.46	3.85	33.23	28.53	3.90	34.11	30.75	3.93	36.73	30.06	4.01	38.48	29.57	4.07
FTXS09L + FTXS12L + CDXS24L	68.0	38.21	29.94	3.24	39.93	29.43	3.30	41.65	31.09	3.37	42.51	33.03	3.40	45.09	31.94	3.49	46.81	31.18	3.56
	77.0	36.48	29.10	3.43	38.20	28.64	3.50	39.91	30.36	3.56	40.77	32.33	3.59	43.35	31.32	3.69	45.07	30.62	3.75
	86.0	34.74	28.28	3.64	36.46	27.87	3.71	38.18	29.64	3.77	39.04	31.64	3.80	41.61	30.71	3.90	43.33	30.06	3.97
	89.6	34.05	27.95	3.73	35.76	27.56	3.80	37.48	29.36	3.86	38.34	31.37	3.89	40.92	30.47	3.99	42.64	29.84	4.06
	95.0	33.00	27.46	3.87	34.72	27.11	3.94	36.44	28.93	4.00	37.30	30.96	4.03	39.88	30.11	4.13	41.60	29.51	4.20
	104.0	31.27	26.65	4.12	32.99	26.35	4.19	34.70	28.23	4.25	35.56	30.28	4.28	38.14	29.51	4.38	39.86	28.96	4.44
	109.4	30.22	26.17	4.28	31.94	25.90	4.34	33.66	27.81	4.41	34.52	29.88	4.44	37.10	29.16	4.54	38.82	28.64	4.60
	114.8	29.18	25.69	4.44	30.90	25.45	4.51	32.62	27.39	4.57	33.48	29.48	4.60	36.06	28.80	4.70	37.78	28.32	4.76
FTXS09L + FDXS12L + FTXS24L	68.0	38.21	30.08	3.09	39.93	29.57	3.15	41.65	31.26	3.21	42.51	33.23	3.25	45.09	32.14	3.34	46.81	31.38	3.40
	77.0	36.48	29.25	3.28	38.20	28.79	3.34	39.91	30.54	3.40	40.77	32.54	3.43	43.35	31.53	3.52	45.07	30.82	3.59
	86.0	34.74	28.43	3.48	36.46	28.02	3.54	38.18	29.82	3.60	39.04	31.85	3.63	41.61	30.92	3.73	43.33	30.26	3.79
	89.6	34.05	28.10	3.57	35.76	27.71	3.63	37.48	29.54	3.69	38.34	31.57	3.72	40.92	30.68	3.81	42.64	30.04	3.87
	95.0	33.00	27.61	3.70	34.72	27.26	3.76	36.44	29.11	3.82	37.30	31.16	3.85	39.88	30.32	3.95	41.60	29.72	4.01
	104.0	31.27	26.81	3.94	32.99	26.50	4.00	34.70	28.41	4.06	35.56	30.49	4.09	38.14	29.72	4.18	39.86	29.17	4.24
	109.4	30.22	26.33	4.09	31.94	26.05	4.15	33.66	27.99	4.21	34.52	30.09	4.24	37.10	29.37	4.33	38.82	28.85	4.39
	114.8	29.18	25.85	4.24	30.90	25.61	4.30	32.62	27.58	4.37	33.48	29.69	4.40	36.06	29.01	4.49	37.78	28.53	4.55
FTXS09L + FDXS12L + CDXS24L	68.0	37.60	29.08	3.20	39.29	28.58	3.27	40.98	30.14	3.33	41.83	31.98	3.36	44.36	30.91	3.46	46.05	30.15	3.52
	77.0	35.89	28.25	3.40	37.58	27.80	3.46	39.27	29.42	3.52	40.12	31.29	3.56	42.65	30.29	3.65	44.34	29.59	3.72
	86.0	34.18	27.43	3.61	35.87	27.04	3.67	37.56	28.71	3.73	38.41	30.60	3.77	40.95	29.69	3.86	42.64	29.04	3.93
	89.6	33.50	27.11	3.70	35.19	26.73	3.76	36.88	28.43	3.82	37.73	30.33	3.86	40.26	29.45	3.95	41.95	28.82	4.02
	95.0	32.47	26.62	3.83	34.16	26.28	3.90	35.85	28.00	3.96	36.70	29.92	3.99	39.24	29.09	4.09	40.93	28.49	4.15
	104.0	30.76	25.82	4.08	32.45	25.53	4.14	34.15	27.31	4.21	34.99	29.25	4.24	37.53	28.50	4.33	39.22	27.95	4.40
	109.4	29.74	25.35	4.23	31.43	25.08	4.30	33.12	26.89	4.36	33.97	28.85	4.39	36.50	28.14	4.49	38.19	27.63	4.55
	114.8	28.71	24.87	4.40	30.40	24.64	4.46	32.10	26.48	4.52	32.94	28.45	4.56	35.48	27.79	4.65	37.17	27.31	4.72

Combination (Capacity)	Outdoor air temp. EDB	Indoor air temp.:EWB																		
		57.2			60.8			64.4			67.0			71.6			75.2		
		TC	SHC	PI	TC	SHC	PI	TC	SHC	PI	TC	SHC	PI	TC	SHC	PI	TC	SHC	PI
		kBtu/h	kBtu/h	kW	kBtu/h	kBtu/h	kW	kBtu/h	kBtu/h	kW	kBtu/h	kBtu/h	kW	kBtu/h	kBtu/h	kW	kBtu/h	kBtu/h	kW
FDXS09L + FTXS12L + FTXS24L	68.0	38.21	30.12	3.04	39.93	29.61	3.10	41.65	31.31	3.16	42.51	33.28	3.19	45.09	32.19	3.28	46.81	31.43	3.34
	77.0	36.48	29.29	3.22	38.20	28.83	3.28	39.91	30.58	3.34	40.77	32.59	3.37	43.35	31.58	3.46	45.07	30.87	3.52
	86.0	34.74	28.47	3.42	36.46	28.06	3.48	38.18	29.87	3.54	39.04	31.90	3.57	41.61	30.97	3.66	43.33	30.32	3.72
	89.6	34.05	28.14	3.50	35.76	27.75	3.56	37.48	29.58	3.62	38.34	31.62	3.65	40.92	30.73	3.74	42.64	30.10	3.80
	95.0	33.00	27.65	3.63	34.72	27.30	3.69	36.44	29.16	3.75	37.30	31.22	3.78	39.88	30.37	3.87	41.60	29.77	3.94
	104.0	31.27	26.85	3.86	32.99	26.54	3.93	34.70	28.46	3.99	35.56	30.54	4.02	38.14	29.77	4.11	39.86	29.23	4.17
	109.4	30.22	26.37	4.01	31.94	26.09	4.07	33.66	28.04	4.13	34.52	30.14	4.16	37.10	29.42	4.25	38.82	28.90	4.31
	114.8	29.18	25.89	4.17	30.90	25.65	4.23	32.62	27.62	4.29	33.48	29.74	4.32	36.06	29.07	4.41	37.78	28.58	4.47
FDXS09L + FTXS12L + CDXS24L	68.0	37.60	29.12	3.21	39.29	28.62	3.28	40.98	30.19	3.34	41.83	32.03	3.37	44.36	30.96	3.47	46.05	30.20	3.53
	77.0	35.89	28.29	3.41	37.58	27.84	3.47	39.27	29.47	3.53	40.12	31.34	3.57	42.65	30.34	3.66	44.34	29.65	3.73
	86.0	34.18	27.47	3.62	35.87	27.08	3.68	37.56	28.75	3.74	38.41	30.65	3.78	40.95	29.74	3.87	42.64	29.09	3.94
	89.6	33.50	27.15	3.71	35.19	26.77	3.77	36.88	28.47	3.83	37.73	30.38	3.87	40.26	29.50	3.96	41.95	28.87	4.03
	95.0	32.47	26.66	3.84	34.16	26.32	3.91	35.85	28.05	3.97	36.70	29.97	4.00	39.24	29.14	4.10	40.93	28.55	4.16
	104.0	30.76	25.86	4.09	32.45	25.57	4.15	34.15	27.35	4.22	34.99	29.30	4.25	37.53	28.55	4.35	39.22	28.01	4.41
	109.4	29.74	25.39	4.25	31.43	25.12	4.31	33.12	26.94	4.37	33.97	28.90	4.41	36.50	28.20	4.50	38.19	27.69	4.57
	114.8	28.71	24.91	4.41	30.40	24.68	4.47	32.10	26.53	4.54	32.94	28.51	4.57	35.48	27.85	4.66	37.17	27.37	4.73
FDXS09L + FDXS12L + FTXS24L	68.0	37.60	29.26	3.01	39.29	28.76	3.07	40.98	30.36	3.13	41.83	32.23	3.16	44.36	31.15	3.25	46.05	30.40	3.31
	77.0	35.89	28.44	3.19	37.58	27.99	3.25	39.27	29.64	3.31	40.12	31.54	3.34	42.65	30.55	3.43	44.34	29.85	3.49
	86.0	34.18	27.62	3.39	35.87	27.22	3.45	37.56	28.93	3.51	38.41	30.86	3.54	40.95	29.94	3.63	42.64	29.30	3.69
	89.6	33.50	27.30	3.47	35.19	26.92	3.53	36.88	28.65	3.59	37.73	30.58	3.62	40.26	29.70	3.71	41.95	29.08	3.77
	95.0	32.47	26.81	3.60	34.16	26.47	3.66	35.85	28.23	3.72	36.70	30.18	3.75	39.24	29.35	3.84	40.93	28.75	3.90
	104.0	30.76	26.01	3.83	32.45	25.72	3.89	34.15	27.53	3.95	34.99	29.51	3.98	37.53	28.76	4.07	39.22	28.21	4.13
	109.4	29.74	25.54	3.98	31.43	25.28	4.04	33.12	27.12	4.10	33.97	29.11	4.13	36.50	28.40	4.22	38.19	27.89	4.28
	114.8	28.71	25.07	4.13	30.40	24.83	4.19	32.10	26.71	4.25	32.94	28.72	4.28	35.48	28.06	4.37	37.17	27.58	4.43
FDXS09L + FDXS12L + CDXS24L	68.0	36.88	28.22	3.18	38.54	27.73	3.24	40.20	29.20	3.31	41.03	30.94	3.34	43.52	29.88	3.43	45.18	29.14	3.50
	77.0	35.21	27.40	3.37	36.86	26.96	3.43	38.52	28.49	3.50	39.35	30.25	3.53	41.84	29.28	3.62	43.50	28.59	3.69
	86.0	33.53	26.59	3.58	35.19	26.20	3.64	36.85	27.78	3.71	37.68	29.57	3.74	40.16	28.68	3.83	41.82	28.04	3.90
	89.6	32.86	26.27	3.67	34.52	25.90	3.73	36.18	27.50	3.79	37.01	29.30	3.83	39.49	28.44	3.92	41.15	27.82	3.98
	95.0	31.85	25.79	3.81	33.51	25.45	3.87	35.17	27.08	3.93	36.00	28.90	3.96	38.49	28.09	4.06	40.15	27.50	4.12
	104.0	30.18	25.00	4.05	31.84	24.71	4.11	33.49	26.40	4.18	34.32	28.24	4.21	36.81	27.50	4.30	38.47	26.97	4.37
	109.4	29.17	24.53	4.20	30.83	24.27	4.27	32.49	25.99	4.33	33.32	27.84	4.36	35.81	27.15	4.46	37.46	26.65	4.52
	114.8	28.17	24.06	4.36	29.82	23.84	4.43	31.48	25.58	4.49	32.31	27.45	4.52	34.80	26.81	4.62	36.46	26.33	4.68
FTXS09L + FTXS15L + FTXS15L	68.0	38.93	32.51	2.73	40.68	31.97	2.78	42.43	34.05	2.84	43.31	36.41	2.87	45.93	35.30	2.95	47.68	34.54	3.17
	77.0	37.16	31.69	2.89	38.91	31.21	2.95	40.66	33.33	3.00	41.54	35.72	3.03	44.16	34.70	3.11	45.92	33.99	3.17
	86.0	35.39	30.87	3.07	37.14	30.44	3.13	38.89	32.63	3.18	39.77	35.04	3.21	42.40	34.10	3.29	44.15	33.44	3.35
	89.6	34.68	30.55	3.15	36.44	30.14	3.20	38.19	32.34	3.26	39.06	34.77	3.29	41.69	33.86	3.37	43.44	33.22	3.42
	95.0	33.62	30.07	3.27	35.37	29.69	3.32	37.12	31.92	3.38	38.00	34.37	3.40	40.63	33.50	3.49	42.38	32.90	3.54
	104.0	31.85	29.27	3.48	33.60	28.94	3.53	35.36	31.23	3.59	36.23	33.70	3.61	38.86	32.91	3.69	40.61	32.36	3.75
	109.4	30.79	28.79	3.61	32.54	28.50	3.66	34.29	30.82	3.72	35.17	33.30	3.74	37.80	32.56	3.83	39.55	32.04	3.88
	114.8	29.73	28.32	3.75	31.48	28.05	3.80	33.23	30.40	3.86	34.11	32.91	3.88	36.73	32.21	3.96	38.48	31.73	4.02
FTXS09L + FTXS15L + CDXS15L	68.0	38.21	30.58	3.05	39.93	30.06	3.11	41.65	31.84	3.17	42.51	33.91	3.20	45.09	32.82	3.29	46.81	32.06	3.36
	77.0	36.48	29.75	3.24	38.20	29.29	3.30	39.91	31.13	3.36	40.77	33.22	3.39	43.35	32.21	3.48	45.07	31.51	3.54
	86.0	34.74	28.93	3.44	36.46	28.52	3.50	38.18	30.42	3.56	39.04	32.54	3.59	41.61	31.61	3.68	43.33	30.96	3.74
	89.6	34.05	28.61	3.52	35.76	28.22	3.58	37.48	30.14	3.64	38.34	32.27	3.67	40.92	31.37	3.76	42.64	30.74	3.82
	95.0	33.00	28.13	3.65	34.72	27.77	3.71	36.44	29.71	3.77	37.30	31.86	3.80	39.88	31.01	3.90	41.60	30.42	3.96
	104.0	31.27	27.33	3.89	32.99	27.02	3.95	34.70	29.02	4.01	35.56	31.19	4.04	38.14	30.42	4.13	39.86	29.88	4.19
	109.4	30.22	26.85	4.03	31.94	26.57	4.09	33.66	28.60	4.15	34.52	30.79	4.19	37.10	30.07	4.28	38.82	29.56	4.34
	114.8	29.18	26.38	4.19	30.90	26.13	4.25	32.62	28.19	4.31	33.48	30.40	4.34	36.06	29.72	4.43	37.78	29.24	4.49

Combination (Capacity)	Outdoor air temp. EDB	Indoor air temp.:EWB																	
		57.2			60.8			64.4			67.0			71.6			75.2		
		TC	SHC	PI	TC	SHC	PI	TC	SHC	PI	TC	SHC	PI	TC	SHC	PI	TC	SHC	PI
		kBtu/h	kBtu/h	kW	kBtu/h	kBtu/h	kW	kBtu/h	kBtu/h	kW	kBtu/h	kBtu/h	kW	kBtu/h	kBtu/h	kW	kBtu/h	kBtu/h	kW
FTXS09L + CDXS15L + CDXS15L	68.0	37.60	28.74	3.26	39.29	28.24	3.33	40.98	29.74	3.39	41.83	31.51	3.42	44.36	30.43	3.52	46.05	29.67	3.59
	77.0	35.89	27.91	3.46	37.58	27.46	3.52	39.27	29.01	3.59	40.12	30.81	3.62	42.65	29.81	3.72	44.34	29.11	3.78
	86.0	34.18	27.08	3.67	35.87	26.69	3.74	37.56	28.29	3.80	38.41	30.12	3.83	40.95	29.20	3.93	42.64	28.55	4.00
	89.6	33.50	26.75	3.76	35.19	26.38	3.83	36.88	28.01	3.89	37.73	29.84	3.92	40.26	28.96	4.02	41.95	28.33	4.09
	95.0	32.47	26.26	3.90	34.16	25.92	3.97	35.85	27.58	4.03	36.70	29.43	4.06	39.24	28.60	4.16	40.93	28.00	4.23
	104.0	30.76	25.46	4.15	32.45	25.17	4.22	34.15	26.88	4.28	34.99	28.75	4.31	37.53	28.00	4.41	39.22	27.46	4.48
	109.4	29.74	24.98	4.31	31.43	24.72	4.37	33.12	26.46	4.44	33.97	28.35	4.47	36.50	27.65	4.57	38.19	27.13	4.63
	114.8	28.71	24.50	4.47	30.40	24.27	4.54	32.10	26.05	4.60	32.94	27.95	4.64	35.48	27.29	4.73	37.17	26.81	4.80
FDXS09L + FTXS15L + FTXS15L	68.0	38.21	31.63	3.00	39.93	31.10	3.06	41.65	33.08	3.12	42.51	35.35	3.15	45.09	34.26	3.24	46.81	33.51	3.30
	77.0	36.48	30.82	3.18	38.20	30.34	3.24	39.91	32.38	3.30	40.77	34.67	3.33	43.35	33.66	3.42	45.07	32.97	3.48
	86.0	34.74	30.01	3.38	36.46	29.59	3.44	38.18	31.68	3.50	39.04	34.00	3.53	41.61	33.07	3.62	43.33	32.43	3.68
	89.6	34.05	29.69	3.46	35.76	29.29	3.52	37.48	31.40	3.58	38.34	33.73	3.61	40.92	32.84	3.70	42.64	32.21	3.76
	95.0	33.00	29.22	3.59	34.72	28.85	3.65	36.44	30.99	3.71	37.30	33.33	3.74	39.88	32.49	3.83	41.60	31.89	3.89
	104.0	31.27	28.43	3.82	32.99	28.11	3.88	34.70	30.30	3.94	35.56	32.68	3.97	38.14	31.91	4.06	39.86	31.36	4.12
	109.4	30.22	27.96	3.97	31.94	27.67	4.03	33.66	29.90	4.09	34.52	32.28	4.12	37.10	31.56	4.21	38.82	31.05	4.27
	114.8	29.18	27.49	4.12	30.90	27.24	4.18	32.62	29.49	4.24	33.48	31.89	4.27	36.06	31.22	4.36	37.78	30.73	4.42
FDXS09L + FTXS15L + CDXS15L	68.0	37.60	29.75	3.04	39.29	29.24	3.10	40.98	30.94	3.16	41.83	32.90	3.19	44.36	31.83	3.28	46.05	31.08	3.34
	77.0	35.89	28.93	3.22	37.58	28.48	3.28	39.27	30.22	3.34	40.12	32.22	3.37	42.65	31.23	3.46	44.34	30.53	3.52
	86.0	34.18	28.12	3.42	35.87	27.72	3.48	37.56	29.52	3.54	38.41	31.54	3.57	40.95	30.63	3.66	42.64	29.99	3.72
	89.6	33.50	27.80	3.50	35.19	27.42	3.56	36.88	29.24	3.62	37.73	31.27	3.65	40.26	30.39	3.74	41.95	29.77	3.80
	95.0	32.47	27.32	3.63	34.16	26.97	3.69	35.85	28.83	3.75	36.70	30.87	3.78	39.24	30.04	3.87	40.93	29.45	3.94
	104.0	30.76	26.53	3.86	32.45	26.23	3.93	34.15	28.14	3.99	34.99	30.21	4.02	37.53	29.45	4.11	39.22	28.92	4.17
	109.4	29.74	26.06	4.01	31.43	25.79	4.07	33.12	27.73	4.13	33.97	29.82	4.16	36.50	29.11	4.25	38.19	28.60	4.31
	114.8	28.71	25.59	4.17	30.40	25.35	4.23	32.10	27.32	4.29	32.94	29.42	4.32	35.48	28.76	4.41	37.17	28.28	4.47
FDXS09L + CDXS15L + CDXS15L	68.0	36.88	27.88	3.17	38.54	27.39	3.24	40.20	28.80	3.30	41.03	30.47	3.33	43.52	29.41	3.42	45.18	28.67	3.49
	77.0	35.21	27.05	3.36	36.86	26.62	3.43	38.52	28.08	3.49	39.35	29.78	3.52	41.84	28.80	3.62	43.50	28.11	3.68
	86.0	33.53	26.24	3.57	35.19	25.86	3.63	36.85	27.37	3.70	37.68	29.09	3.73	40.16	28.20	3.82	41.82	27.56	3.89
	89.6	32.86	25.91	3.66	34.52	25.55	3.72	36.18	27.09	3.79	37.01	28.82	3.82	39.49	27.96	3.91	41.15	27.34	3.97
	95.0	31.85	25.43	3.80	33.51	25.10	3.86	35.17	26.67	3.92	36.00	28.42	3.95	38.49	27.60	4.05	40.15	27.01	4.11
	104.0	30.18	24.63	4.04	31.84	24.35	4.10	33.49	25.97	4.17	34.32	27.75	4.20	36.81	27.01	4.29	38.47	26.47	4.35
	109.4	29.17	24.16	4.19	30.83	23.91	4.26	32.49	25.56	4.32	33.32	27.35	4.35	35.81	26.66	4.45	37.46	26.15	4.51
	114.8	28.17	23.69	4.35	29.82	23.47	4.42	31.48	25.15	4.48	32.31	26.95	4.51	34.80	26.31	4.61	36.46	25.83	4.67
FTXS09L + FTXS15L + FTXS18L	68.0	38.93	32.65	2.73	40.68	32.11	2.78	42.43	34.21	2.84	43.31	36.60	2.87	45.93	35.49	2.95	47.68	34.73	3.17
	77.0	37.16	31.83	2.89	38.91	31.34	2.95	40.66	33.50	3.00	41.54	35.91	3.03	44.16	34.88	3.11	45.92	34.18	3.17
	86.0	35.39	31.01	3.07	37.14	30.58	3.13	38.89	32.79	3.18	39.77	35.23	3.21	42.40	34.29	3.29	44.15	33.63	3.35
	89.6	34.68	30.69	3.15	36.44	30.28	3.20	38.19	32.51	3.26	39.06	34.96	3.29	41.69	34.05	3.37	43.44	33.41	3.42
	95.0	33.62	30.21	3.27	35.37	29.83	3.32	37.12	32.09	3.38	38.00	34.56	3.40	40.63	33.69	3.49	42.38	33.09	3.54
	104.0	31.85	29.41	3.48	33.60	29.08	3.53	35.36	31.40	3.59	36.23	33.89	3.61	38.86	33.11	3.69	40.61	32.56	3.75
	109.4	30.79	28.93	3.61	32.54	28.64	3.66	34.29	30.98	3.72	35.17	33.49	3.74	37.80	32.76	3.83	39.55	32.24	3.88
	114.8	29.73	28.46	3.75	31.48	28.20	3.80	33.23	30.57	3.86	34.11	33.10	3.88	36.73	32.41	3.96	38.48	31.92	4.02
FTXS09L + FTXS15L + CDXS18L	68.0	38.21	30.58	3.11	39.93	30.06	3.17	41.65	31.84	3.23	42.51	33.91	3.26	45.09	32.82	3.36	46.81	32.06	3.42
	77.0	36.48	29.75	3.29	38.20	29.29	3.36	39.91	31.13	3.42	40.77	33.22	3.45	43.35	32.21	3.54	45.07	31.51	3.60
	86.0	34.74	28.93	3.50	36.46	28.52	3.56	38.18	30.42	3.62	39.04	32.54	3.65	41.61	31.61	3.75	43.33	30.96	3.81
	89.6	34.05	28.61	3.58	35.76	28.22	3.65	37.48	30.14	3.71	38.34	32.27	3.74	40.92	31.37	3.83	42.64	30.74	3.89
	95.0	33.00	28.13	3.72	34.72	27.77	3.78	36.44	29.71	3.84	37.30	31.86	3.87	39.88	31.01	3.97	41.60	30.42	4.03
	104.0	31.27	27.33	3.96	32.99	27.02	4.02	34.70	29.02	4.08	35.56	31.19	4.11	38.14	30.42	4.20	39.86	29.88	4.27
	109.4	30.22	26.85	4.11	31.94	26.57	4.17	33.66	28.60	4.23	34.52	30.79	4.26	37.10	30.07	4.36	38.82	29.56	4.42
	114.8	29.18	26.38	4.26	30.90	26.13	4.33	32.62	28.19	4.39	33.48	30.40	4.42	36.06	29.72	4.51	37.78	29.24	4.57

Combination (Capacity)	Outdoor air temp. EDB	Indoor air temp.:EWB																		
		57.2			60.8			64.4			67.0			71.6			75.2		
		TC	SHC	PI	TC	SHC	PI	TC	SHC	PI	TC	SHC	PI	TC	SHC	PI	TC	SHC	PI
		kBtu/h	kBtu/h	kW	kBtu/h	kBtu/h	kW	kBtu/h	kBtu/h	kW	kBtu/h	kBtu/h	kW	kBtu/h	kBtu/h	kW	kBtu/h	kBtu/h	kW
FTXS09L + CDXS15L + FTXS18L	68.0	38.21	30.71	3.12	39.93	30.19	3.18	41.65	32.00	3.24	42.51	34.09	3.27	45.09	33.00	3.36	46.81	32.25	3.43
	77.0	36.48	29.89	3.30	38.20	29.42	3.37	39.91	31.29	3.43	40.77	33.40	3.46	43.35	32.40	3.55	45.07	31.69	3.61
	86.0	34.74	29.07	3.51	36.46	28.66	3.57	38.18	30.58	3.63	39.04	32.72	3.66	41.61	31.79	3.76	43.33	31.15	3.82
	89.6	34.05	28.75	3.59	35.76	28.36	3.66	37.48	30.30	3.72	38.34	32.45	3.75	40.92	31.56	3.84	42.64	30.93	3.90
	95.0	33.00	28.26	3.73	34.72	27.90	3.79	36.44	29.88	3.85	37.30	32.05	3.88	39.88	31.20	3.98	41.60	30.60	4.04
	104.0	31.27	27.47	3.97	32.99	27.16	4.03	34.70	29.18	4.09	35.56	31.38	4.12	38.14	30.61	4.22	39.86	30.07	4.28
	109.4	30.22	26.99	4.12	31.94	26.71	4.18	33.66	28.77	4.24	34.52	30.98	4.27	37.10	30.26	4.37	38.82	29.75	4.43
	114.8	29.18	26.52	4.28	30.90	26.27	4.34	32.62	28.36	4.40	33.48	30.59	4.43	36.06	29.91	4.52	37.78	29.43	4.59
FTXS09L + CDXS15L + CDXS18L	68.0	37.60	28.74	3.19	39.29	28.24	3.25	40.98	29.74	3.32	41.83	31.51	3.35	44.36	30.43	3.44	46.05	29.67	3.51
	77.0	35.89	27.91	3.38	37.58	27.46	3.44	39.27	29.01	3.51	40.12	30.81	3.54	42.65	29.81	3.63	44.34	29.11	3.70
	86.0	34.18	27.08	3.59	35.87	26.69	3.65	37.56	28.29	3.72	38.41	30.12	3.75	40.95	29.20	3.84	42.64	28.55	3.91
	89.6	33.50	26.75	3.68	35.19	26.38	3.74	36.88	28.01	3.80	37.73	29.84	3.84	40.26	28.96	3.93	41.95	28.33	4.00
	95.0	32.47	26.26	3.82	34.16	25.92	3.88	35.85	27.58	3.94	36.70	29.43	3.97	39.24	28.60	4.07	40.93	28.00	4.13
	104.0	30.76	25.46	4.06	32.45	25.17	4.12	34.15	26.88	4.19	34.99	28.75	4.22	37.53	28.00	4.31	39.22	27.46	4.38
	109.4	29.74	24.98	4.21	31.43	24.72	4.28	33.12	26.46	4.34	33.97	28.35	4.37	36.50	27.65	4.47	38.19	27.13	4.53
	114.8	28.71	24.50	4.37	30.40	24.27	4.44	32.10	26.05	4.50	32.94	27.95	4.53	35.48	27.29	4.63	37.17	26.81	4.69
FDXS09L + FTXS15L + FTXS18L	68.0	38.21	31.76	2.95	39.93	31.23	3.01	41.65	33.24	3.06	42.51	35.53	3.09	45.09	34.44	3.18	46.81	33.69	3.24
	77.0	36.48	30.95	3.12	38.20	30.48	3.18	39.91	32.54	3.24	40.77	34.86	3.27	43.35	33.85	3.36	45.07	33.15	3.42
	86.0	34.74	30.15	3.32	36.46	29.73	3.38	38.18	31.84	3.44	39.04	34.19	3.46	41.61	33.26	3.55	43.33	32.62	3.61
	89.6	34.05	29.83	3.40	35.76	29.43	3.46	37.48	31.57	3.52	38.34	33.92	3.55	40.92	33.02	3.63	42.64	32.40	3.69
	95.0	33.00	29.36	3.53	34.72	28.99	3.59	36.44	31.15	3.64	37.30	33.52	3.67	39.88	32.67	3.76	41.60	32.08	3.82
	104.0	31.27	28.57	3.75	32.99	28.25	3.81	34.70	30.47	3.87	35.56	32.87	3.90	38.14	32.10	3.99	39.86	31.55	4.05
	109.4	30.22	28.10	3.90	31.94	27.81	3.95	33.66	30.06	4.01	34.52	32.48	4.04	37.10	31.75	4.13	38.82	31.24	4.19
	114.8	29.18	27.64	4.04	30.90	27.38	4.10	32.62	29.66	4.16	33.48	32.09	4.19	36.06	31.41	4.28	37.78	30.93	4.34
FDXS09L + FTXS15L + CDXS18L	68.0	37.60	29.75	3.08	39.29	29.24	3.15	40.98	30.94	3.21	41.83	32.90	3.24	44.36	31.83	3.33	46.05	31.08	3.39
	77.0	35.89	28.93	3.27	37.58	28.48	3.33	39.27	30.22	3.39	40.12	32.22	3.42	42.65	31.23	3.51	44.34	30.53	3.58
	86.0	34.18	28.12	3.47	35.87	27.72	3.53	37.56	29.52	3.59	38.41	31.54	3.63	40.95	30.63	3.72	42.64	29.99	3.78
	89.6	33.50	27.80	3.56	35.19	27.42	3.62	36.88	29.24	3.68	37.73	31.27	3.71	40.26	30.39	3.80	41.95	29.77	3.86
	95.0	32.47	27.32	3.69	34.16	26.97	3.75	35.85	28.83	3.81	36.70	30.87	3.84	39.24	30.04	3.94	40.93	29.45	4.00
	104.0	30.76	26.53	3.93	32.45	26.23	3.99	34.15	28.14	4.05	34.99	30.21	4.08	37.53	29.45	4.17	39.22	28.92	4.23
	109.4	29.74	26.06	4.08	31.43	25.79	4.14	33.12	27.73	4.20	33.97	29.82	4.23	36.50	29.11	4.32	38.19	28.60	4.38
	114.8	28.71	25.59	4.23	30.40	25.35	4.29	32.10	27.32	4.35	32.94	29.42	4.38	35.48	28.76	4.48	37.17	28.28	4.54
FDXS09L + CDXS15L + FTXS18L	68.0	37.60	29.88	3.09	39.29	29.37	3.15	40.98	31.09	3.21	41.83	33.08	3.25	44.36	32.01	3.34	46.05	31.26	3.40
	77.0	35.89	29.07	3.28	37.58	28.61	3.34	39.27	30.38	3.40	40.12	32.40	3.43	42.65	31.41	3.52	44.34	30.72	3.59
	86.0	34.18	28.26	3.48	35.87	27.86	3.54	37.56	29.68	3.60	38.41	31.73	3.63	40.95	30.81	3.73	42.64	30.17	3.79
	89.6	33.50	27.94	3.57	35.19	27.56	3.63	36.88	29.40	3.69	37.73	31.46	3.72	40.26	30.58	3.81	41.95	29.96	3.87
	95.0	32.47	27.46	3.70	34.16	27.11	3.76	35.85	28.99	3.82	36.70	31.06	3.85	39.24	30.23	3.95	40.93	29.64	4.01
	104.0	30.76	26.67	3.94	32.45	26.37	4.00	34.15	28.30	4.06	34.99	30.40	4.09	37.53	29.64	4.18	39.22	29.10	4.24
	109.4	29.74	26.20	4.09	31.43	25.93	4.15	33.12	27.89	4.21	33.97	30.01	4.24	36.50	29.30	4.33	38.19	28.79	4.39
	114.8	28.71	25.73	4.24	30.40	25.49	4.30	32.10	27.48	4.37	32.94	29.61	4.40	35.48	28.95	4.49	37.17	28.47	4.55
FDXS09L + CDXS15L + CDXS18L	68.0	36.88	27.88	3.11	38.54	27.39	3.17	40.20	28.80	3.23	41.03	30.47	3.26	43.52	29.41	3.36	45.18	28.67	3.42
	77.0	35.21	27.05	3.29	36.86	26.62	3.36	38.52	28.08	3.42	39.35	29.78	3.45	41.84	28.80	3.54	43.50	28.11	3.60
	86.0	33.53	26.24	3.50	35.19	25.86	3.56	36.85	27.37	3.62	37.68	29.09	3.65	40.16	28.20	3.75	41.82	27.56	3.81
	89.6	32.86	25.91	3.58	34.52	25.55	3.65	36.18	27.09	3.71	37.01	28.82	3.74	39.49	27.96	3.83	41.15	27.34	3.89
	95.0	31.85	25.43	3.72	33.51	25.10	3.78	35.17	26.67	3.84	36.00	28.42	3.87	38.49	27.60	3.97	40.15	27.01	4.03
	104.0	30.18	24.63	3.96	31.84	24.35	4.02	33.49	25.97	4.08	34.32	27.75	4.11	36.81	27.01	4.20	38.47	26.47	4.27
	109.4	29.17	24.16	4.11	30.83	23.91	4.17	32.49	25.56	4.23	33.32	27.35	4.26	35.81	26.66	4.36	37.46	26.15	4.42
	114.8	28.17	23.69	4.26	29.82	23.47	4.33	31.48	25.15	4.39	32.31	26.95	4.42	34.80	26.31	4.51	36.46	25.83	4.57

Combination (Capacity)	Outdoor air temp. EDB	Indoor air temp.:EWB																	
		57.2			60.8			64.4			67.0			71.6			75.2		
		TC	SHC	PI	TC	SHC	PI	TC	SHC	PI	TC	SHC	PI	TC	SHC	PI	TC	SHC	PI
		kBtu/h	kBtu/h	kW	kBtu/h	kBtu/h	kW	kBtu/h	kBtu/h	kW	kBtu/h	kBtu/h	kW	kBtu/h	kBtu/h	kW	kBtu/h	kBtu/h	kW
FTXS09L + FTXS15L + FTXS24L	68.0	38.93	33.17	2.75	40.68	32.62	2.80	42.43	34.82	2.86	43.31	37.30	2.88	45.93	36.19	2.97	47.68	35.43	3.19
	77.0	37.16	32.35	2.91	38.91	31.86	2.97	40.66	34.11	3.02	41.54	36.62	3.05	44.16	35.59	3.13	45.92	34.89	3.19
	86.0	35.39	31.54	3.09	37.14	31.11	3.15	38.89	33.41	3.20	39.77	35.95	3.23	42.40	35.00	3.31	44.15	34.35	3.37
	89.6	34.68	31.22	3.17	36.44	30.81	3.22	38.19	33.13	3.28	39.06	35.68	3.30	41.69	34.76	3.39	43.44	34.13	3.44
	95.0	33.62	30.74	3.29	35.37	30.36	3.34	37.12	32.71	3.40	38.00	35.28	3.42	40.63	34.41	3.51	42.38	33.81	3.56
	104.0	31.85	29.95	3.50	33.60	29.62	3.55	35.36	32.02	3.61	36.23	34.61	3.63	38.86	33.83	3.72	40.61	33.28	3.77
	109.4	30.79	29.47	3.63	32.54	29.17	3.68	34.29	31.61	3.74	35.17	34.22	3.77	37.80	33.48	3.85	39.55	32.96	3.90
	114.8	29.73	29.00	3.77	31.48	28.73	3.82	33.23	31.20	3.88	34.11	33.83	3.91	36.73	33.13	3.99	38.48	32.65	4.04
FTXS09L + FTXS15L + CDXS24L	68.0	38.21	32.09	3.11	39.93	31.55	3.17	41.65	33.62	3.23	42.51	35.97	3.26	45.09	34.88	3.36	46.81	34.14	3.60
	77.0	36.48	31.28	3.29	38.20	30.80	3.36	39.91	32.92	3.42	40.77	35.30	3.45	43.35	34.29	3.54	45.07	33.60	3.60
	86.0	34.74	30.48	3.50	36.46	30.06	3.56	38.18	32.23	3.62	39.04	34.63	3.65	41.61	33.71	3.75	43.33	33.06	3.81
	89.6	34.05	30.16	3.58	35.76	29.76	3.65	37.48	31.95	3.71	38.34	34.37	3.74	40.92	33.47	3.83	42.64	32.85	3.89
	95.0	33.00	29.69	3.72	34.72	29.32	3.78	36.44	31.54	3.84	37.30	33.97	3.87	39.88	33.12	3.97	41.60	32.53	4.03
	104.0	31.27	28.91	3.96	32.99	28.59	4.02	34.70	30.86	4.08	35.56	33.32	4.11	38.14	32.55	4.20	39.86	32.01	4.27
	109.4	30.22	28.44	4.11	31.94	28.15	4.17	33.66	30.46	4.23	34.52	32.93	4.26	37.10	32.20	4.36	38.82	31.69	4.42
	114.8	29.18	27.97	4.26	30.90	27.72	4.33	32.62	30.05	4.39	33.48	32.54	4.42	36.06	31.86	4.51	37.78	31.38	4.57
FTXS09L + CDXS15L + FTXS24L	68.0	38.21	31.21	3.08	39.93	30.69	3.14	41.65	32.59	3.20	42.51	34.78	3.23	45.09	33.69	3.32	46.81	32.94	3.38
	77.0	36.48	30.40	3.26	38.20	29.93	3.32	39.91	31.89	3.38	40.77	34.10	3.41	43.35	33.09	3.51	45.07	32.39	3.57
	86.0	34.74	29.59	3.46	36.46	29.17	3.52	38.18	31.18	3.58	39.04	33.43	3.62	41.61	32.50	3.71	43.33	31.85	3.77
	89.6	34.05	29.27	3.55	35.76	28.87	3.61	37.48	30.90	3.67	38.34	33.16	3.70	40.92	32.26	3.79	42.64	31.63	3.85
	95.0	33.00	28.79	3.68	34.72	28.42	3.74	36.44	30.49	3.80	37.30	32.76	3.83	39.88	31.91	3.93	41.60	31.31	3.99
	104.0	31.27	28.00	3.92	32.99	27.68	3.98	34.70	29.80	4.04	35.56	32.09	4.07	38.14	31.32	4.16	39.86	30.78	4.22
	109.4	30.22	27.52	4.07	31.94	27.24	4.13	33.66	29.39	4.19	34.52	31.70	4.22	37.10	30.98	4.31	38.82	30.46	4.37
	114.8	29.18	27.05	4.22	30.90	26.80	4.28	32.62	28.98	4.34	33.48	31.31	4.37	36.06	30.63	4.47	37.78	30.15	4.53
FTXS09L + CDXS15L + CDXS24L	68.0	37.60	30.19	3.20	39.29	29.68	3.26	40.98	31.46	3.32	41.83	33.51	3.36	44.36	32.44	3.45	46.05	31.70	3.51
	77.0	35.89	29.38	3.39	37.58	28.92	3.45	39.27	30.76	3.52	40.12	32.84	3.55	42.65	31.84	3.64	44.34	31.15	3.71
	86.0	34.18	28.58	3.60	35.87	28.17	3.66	37.56	30.06	3.73	38.41	32.17	3.76	40.95	31.25	3.85	42.64	30.61	3.92
	89.6	33.50	28.26	3.69	35.19	27.88	3.75	36.88	29.78	3.81	37.73	31.90	3.85	40.26	31.02	3.94	41.95	30.40	4.01
	95.0	32.47	27.79	3.83	34.16	27.43	3.89	35.85	29.37	3.95	36.70	31.50	3.98	39.24	30.67	4.08	40.93	30.08	4.14
	104.0	30.76	27.00	4.07	32.45	26.70	4.13	34.15	28.69	4.20	34.99	30.84	4.23	37.53	30.09	4.32	39.22	29.55	4.39
	109.4	29.74	26.53	4.22	31.43	26.26	4.29	33.12	28.28	4.35	33.97	30.45	4.38	36.50	29.74	4.48	38.19	29.24	4.54
	114.8	28.71	26.07	4.39	30.40	25.83	4.45	32.10	27.87	4.51	32.94	30.06	4.54	35.48	29.40	4.64	37.17	28.92	4.70
FDXS09L + FTXS15L + FTXS24L	68.0	38.21	32.28	2.96	39.93	31.75	3.01	41.65	33.85	3.07	42.51	36.23	3.10	45.09	35.15	3.19	46.81	34.40	3.43
	77.0	36.48	31.47	3.13	38.20	30.99	3.19	39.91	33.15	3.25	40.77	35.56	3.28	43.35	34.56	3.37	45.07	33.86	3.43
	86.0	34.74	30.68	3.33	36.46	30.25	3.39	38.18	32.46	3.44	39.04	34.90	3.47	41.61	33.97	3.56	43.33	33.33	3.62
	89.6	34.05	30.36	3.41	35.76	29.96	3.47	37.48	32.18	3.53	38.34	34.64	3.56	40.92	33.74	3.64	42.64	33.12	3.70
	95.0	33.00	29.89	3.54	34.72	29.51	3.60	36.44	31.77	3.65	37.30	34.24	3.68	39.88	33.39	3.77	41.60	32.80	3.83
	104.0	31.27	29.11	3.76	32.99	28.78	3.82	34.70	31.10	3.88	35.56	33.59	3.91	38.14	32.82	4.00	39.86	32.28	4.06
	109.4	30.22	28.64	3.91	31.94	28.35	3.96	33.66	30.69	4.02	34.52	33.20	4.05	37.10	32.47	4.14	38.82	31.96	4.20
	114.8	29.18	28.18	4.06	30.90	27.92	4.11	32.62	30.29	4.17	33.48	32.81	4.20	36.06	32.13	4.29	37.78	31.65	4.35
FDXS09L + FTXS15L + CDXS24L	68.0	37.60	31.25	3.03	39.29	30.73	3.09	40.98	32.70	3.15	41.83	34.95	3.18	44.36	33.88	3.27	46.05	33.15	3.33
	77.0	35.89	30.45	3.21	37.58	29.98	3.27	39.27	32.01	3.33	40.12	34.29	3.36	42.65	33.30	3.45	44.34	32.61	3.51
	86.0	34.18	29.66	3.41	35.87	29.25	3.47	37.56	31.32	3.53	38.41	33.63	3.56	40.95	32.72	3.65	42.64	32.08	3.71
	89.6	33.50	29.35	3.49	35.19	28.95	3.55	36.88	31.05	3.61	37.73	33.37	3.64	40.26	32.49	3.73	41.95	31.87	3.79
	95.0	32.47	28.88	3.62	34.16	28.51	3.68	35.85	30.65	3.74	36.70	32.98	3.77	39.24	32.14	3.86	40.93	31.56	3.92
	104.0	30.76	28.10	3.85	32.45	27.79	3.92	34.15	29.97	3.98	34.99	32.33	4.01	37.53	31.57	4.10	39.22	31.04	4.16
	109.4	29.74	27.64	4.00	31.43	27.36	4.06	33.12	29.57	4.12	33.97	31.95	4.15	36.50	31.23	4.24	38.19	30.73	4.30
	114.8	28.71	27.18	4.15	30.40	26.93	4.21	32.10	29.17	4.27	32.94	31.56	4.30	35.48	30.89	4.40	37.17	30.42	4.46

Combination (Capacity)	Outdoor air temp. EDB	Indoor air temp.:EWB																		
		57.2			60.8			64.4			67.0			71.6			75.2		
		TC	SHC	PI	TC	SHC	PI	TC	SHC	PI	TC	SHC	PI	TC	SHC	PI	TC	SHC	PI
		kBtu/h	kBtu/h	kW	kBtu/h	kBtu/h	kW	kBtu/h	kBtu/h	kW	kBtu/h	kBtu/h	kW	kBtu/h	kBtu/h	kW	kBtu/h	kBtu/h	kW
FDXS09L + CDXS15L + FTXS24L	68.0	37.60	30.38	3.00	39.29	29.87	3.05	40.98	31.68	3.11	41.83	33.77	3.14	44.36	32.70	3.23	46.05	31.95	3.29
	77.0	35.89	29.57	3.18	37.58	29.11	3.24	39.27	30.98	3.29	40.12	33.09	3.32	42.65	32.10	3.41	44.34	31.41	3.47
	86.0	34.18	28.77	3.37	35.87	28.36	3.43	37.56	30.28	3.49	38.41	32.43	3.52	40.95	31.51	3.61	42.64	30.87	3.67
	89.6	33.50	28.45	3.46	35.19	28.07	3.51	36.88	30.01	3.57	37.73	32.16	3.60	40.26	31.28	3.69	41.95	30.66	3.75
	95.0	32.47	27.98	3.58	34.16	27.62	3.64	35.85	29.60	3.70	36.70	31.76	3.73	39.24	30.93	3.82	40.93	30.34	3.88
	104.0	30.76	27.20	3.81	32.45	26.89	3.87	34.15	28.91	3.93	34.99	31.11	3.96	37.53	30.35	4.05	39.22	29.82	4.11
	109.4	29.74	26.73	3.96	31.43	26.46	4.02	33.12	28.51	4.08	33.97	30.72	4.11	36.50	30.01	4.20	38.19	29.50	4.26
	114.8	28.71	26.27	4.11	30.40	26.02	4.17	32.10	28.11	4.23	32.94	30.33	4.26	35.48	29.67	4.35	37.17	29.19	4.41
FDXS09L + CDXS15L + CDXS24L	68.0	36.88	29.32	3.11	38.54	28.82	3.17	40.20	30.50	3.23	41.03	32.46	3.26	43.52	31.41	3.36	45.18	30.67	3.42
	77.0	35.21	28.52	3.29	36.86	28.07	3.36	38.52	29.81	3.42	39.35	31.79	3.45	41.84	30.82	3.54	43.50	30.14	3.60
	86.0	33.53	27.73	3.50	35.19	27.33	3.56	36.85	29.12	3.62	37.68	31.13	3.65	40.16	30.23	3.75	41.82	29.60	3.81
	89.6	32.86	27.41	3.58	34.52	27.04	3.65	36.18	28.85	3.71	37.01	30.87	3.74	39.49	30.00	3.83	41.15	29.39	3.89
	95.0	31.85	26.94	3.72	33.51	26.60	3.78	35.17	28.44	3.84	36.00	30.47	3.87	38.49	29.66	3.97	40.15	29.08	4.03
	104.0	30.18	26.17	3.96	31.84	25.87	4.02	33.49	27.77	4.08	34.32	29.83	4.11	36.81	29.08	4.20	38.47	28.56	4.27
	109.4	29.17	25.71	4.11	30.83	25.44	4.17	32.49	27.36	4.23	33.32	29.44	4.26	35.81	28.74	4.36	37.46	28.25	4.42
	114.8	28.17	25.25	4.26	29.82	25.01	4.33	31.48	26.97	4.39	32.31	29.06	4.42	34.80	28.41	4.51	36.46	27.94	4.57
FTXS09L + FTXS18L + FTXS18L	68.0	38.93	32.79	2.73	40.68	32.25	2.78	42.43	34.37	2.84	43.31	36.78	2.87	45.93	35.67	2.95	47.68	34.91	3.17
	77.0	37.16	31.97	2.89	38.91	31.48	2.95	40.66	33.66	3.00	41.54	36.10	3.03	44.16	35.07	3.11	45.92	34.37	3.17
	86.0	35.39	31.15	3.07	37.14	30.72	3.13	38.89	32.95	3.18	39.77	35.42	3.21	42.40	34.48	3.29	44.15	33.82	3.35
	89.6	34.68	30.83	3.15	36.44	30.42	3.20	38.19	32.67	3.26	39.06	35.15	3.29	41.69	34.24	3.37	43.44	33.61	3.42
	95.0	33.62	30.35	3.27	35.37	29.97	3.32	37.12	32.25	3.38	38.00	34.75	3.40	40.63	33.88	3.49	42.38	33.28	3.54
	104.0	31.85	29.55	3.48	33.60	29.22	3.53	35.36	31.56	3.59	36.23	34.08	3.61	38.86	33.30	3.69	40.61	32.75	3.75
	109.4	30.79	29.08	3.61	32.54	28.78	3.66	34.29	31.15	3.72	35.17	33.69	3.74	37.80	32.95	3.83	39.55	32.43	3.88
	114.8	29.73	28.60	3.75	31.48	28.34	3.80	33.23	30.74	3.86	34.11	33.29	3.88	36.73	32.60	3.96	38.48	32.11	4.02
FTXS09L + FTXS18L + CDXS18L	68.0	38.21	30.71	3.11	39.93	30.19	3.17	41.65	32.00	3.23	42.51	34.09	3.26	45.09	33.00	3.36	46.81	32.25	3.42
	77.0	36.48	29.89	3.29	38.20	29.42	3.36	39.91	31.29	3.42	40.77	33.40	3.45	43.35	32.40	3.54	45.07	31.69	3.60
	86.0	34.74	29.07	3.50	36.46	28.66	3.56	38.18	30.58	3.62	39.04	32.72	3.65	41.61	31.79	3.75	43.33	31.15	3.81
	89.6	34.05	28.75	3.58	35.76	28.36	3.65	37.48	30.30	3.71	38.34	32.45	3.74	40.92	31.56	3.83	42.64	30.93	3.89
	95.0	33.00	28.26	3.72	34.72	27.90	3.78	36.44	29.88	3.84	37.30	32.05	3.87	39.88	31.20	3.97	41.60	30.60	4.03
	104.0	31.27	27.47	3.96	32.99	27.16	4.02	34.70	29.18	4.08	35.56	31.38	4.11	38.14	30.61	4.20	39.86	30.07	4.27
	109.4	30.22	26.99	4.11	31.94	26.71	4.17	33.66	28.77	4.23	34.52	30.98	4.26	37.10	30.26	4.36	38.82	29.75	4.42
	114.8	29.18	26.52	4.26	30.90	26.27	4.33	32.62	28.36	4.39	33.48	30.59	4.42	36.06	29.91	4.51	37.78	29.43	4.57
FTXS09L + CDXS18L + CDXS18L	68.0	37.60	28.74	3.24	39.29	28.24	3.30	40.98	29.74	3.37	41.83	31.51	3.40	44.36	30.43	3.49	46.05	29.67	3.56
	77.0	35.89	27.91	3.43	37.58	27.46	3.50	39.27	29.01	3.56	40.12	30.81	3.59	42.65	29.81	3.69	44.34	29.11	3.75
	86.0	34.18	27.08	3.64	35.87	26.69	3.71	37.56	28.29	3.77	38.41	30.12	3.80	40.95	29.20	3.90	42.64	28.55	3.97
	89.6	33.50	26.75	3.73	35.19	26.38	3.80	36.88	28.01	3.86	37.73	29.84	3.89	40.26	28.96	3.99	41.95	28.33	4.06
	95.0	32.47	26.26	3.87	34.16	25.92	3.94	35.85	27.58	4.00	36.70	29.43	4.03	39.24	28.60	4.13	40.93	28.00	4.20
	104.0	30.76	25.46	4.12	32.45	25.17	4.19	34.15	26.88	4.25	34.99	28.75	4.28	37.53	28.00	4.38	39.22	27.46	4.44
	109.4	29.74	24.98	4.28	31.43	24.72	4.34	33.12	26.46	4.41	33.97	28.35	4.44	36.50	27.65	4.54	38.19	27.13	4.60
	114.8	28.71	24.50	4.44	30.40	24.27	4.51	32.10	26.05	4.57	32.94	27.95	4.60	35.48	27.29	4.70	37.17	26.81	4.76
FDXS09L + FTXS18L + FTXS18L	68.0	38.21	31.90	2.95	39.93	31.37	3.01	41.65	33.40	3.06	42.51	35.72	3.09	45.09	34.63	3.18	46.81	33.88	3.42
	77.0	36.48	31.09	3.12	38.20	30.62	3.18	39.91	32.70	3.24	40.77	35.04	3.27	43.35	34.04	3.36	45.07	33.34	3.42
	86.0	34.74	30.29	3.32	36.46	29.87	3.38	38.18	32.01	3.44	39.04	34.38	3.46	41.61	33.45	3.55	43.33	32.80	3.61
	89.6	34.05	29.97	3.40	35.76	29.57	3.46	37.48	31.73	3.52	38.34	34.11	3.55	40.92	33.21	3.63	42.64	32.59	3.69
	95.0	33.00	29.50	3.53	34.72	29.13	3.59	36.44	31.32	3.64	37.30	33.71	3.67	39.88	32.86	3.76	41.60	32.27	3.82
	104.0	31.27	28.71	3.75	32.99	28.39	3.81	34.70	30.64	3.87	35.56	33.06	3.90	38.14	32.29	3.99	39.86	31.75	4.05
	109.4	30.22	28.24	3.90	31.94	27.96	3.95	33.66	30.23	4.01	34.52	32.67	4.04	37.10	31.94	4.13	38.82	31.43	4.19
	114.8	29.18	27.78	4.04	30.90	27.52	4.10	32.62	29.83	4.16	33.48	32.28	4.19	36.06	31.60	4.28	37.78	31.12	4.34

Combination (Capacity)	Outdoor air temp. EDB	Indoor air temp.:EWB																		
		57.2			60.8			64.4			67.0			71.6			75.2		
		TC	SHC	PI	TC	SHC	PI	TC	SHC	PI	TC	SHC	PI	TC	SHC	PI	TC	SHC	PI
		kBtu/h	kBtu/h	kW	kBtu/h	kBtu/h	kW	kBtu/h	kBtu/h	kW	kBtu/h	kBtu/h	kW	kBtu/h	kBtu/h	kW	kBtu/h	kBtu/h	kW
FDXS09L + FTXS18L + CDXS18L	68.0	37.60	29.88	3.03	39.29	29.37	3.09	40.98	31.09	3.15	41.83	33.08	3.18	44.36	32.01	3.27	46.05	31.26	3.33
	77.0	35.89	29.07	3.21	37.58	28.61	3.27	39.27	30.38	3.33	40.12	32.40	3.36	42.65	31.41	3.45	44.34	30.72	3.51
	86.0	34.18	28.26	3.41	35.87	27.86	3.47	37.56	29.68	3.53	38.41	31.73	3.56	40.95	30.81	3.65	42.64	30.17	3.71
	89.6	33.50	27.94	3.49	35.19	27.56	3.55	36.88	29.40	3.61	37.73	31.46	3.64	40.26	30.58	3.73	41.95	29.96	3.79
	95.0	32.47	27.46	3.62	34.16	27.11	3.68	35.85	28.99	3.74	36.70	31.06	3.77	39.24	30.23	3.86	40.93	29.64	3.92
	104.0	30.76	26.67	3.85	32.45	26.37	3.92	34.15	28.30	3.98	34.99	30.40	4.01	37.53	29.64	4.10	39.22	29.10	4.16
	109.4	29.74	26.20	4.00	31.43	25.93	4.06	33.12	27.89	4.12	33.97	30.01	4.15	36.50	29.30	4.24	38.19	28.79	4.30
	114.8	28.71	25.73	4.15	30.40	25.49	4.21	32.10	27.48	4.27	32.94	29.61	4.30	35.48	28.95	4.40	37.17	28.47	4.46
FDXS09L + CDXS18L + CDXS18L	68.0	36.88	27.88	3.16	38.54	27.39	3.22	40.20	28.80	3.28	41.03	30.47	3.31	43.52	29.41	3.41	45.18	28.67	3.47
	77.0	35.21	27.05	3.35	36.86	26.62	3.41	38.52	28.08	3.47	39.35	29.78	3.50	41.84	28.80	3.60	43.50	28.11	3.66
	86.0	33.53	26.24	3.55	35.19	25.86	3.62	36.85	27.37	3.68	37.68	29.09	3.71	40.16	28.20	3.80	41.82	27.56	3.87
	89.6	32.86	25.91	3.64	34.52	25.55	3.70	36.18	27.09	3.77	37.01	28.82	3.80	39.49	27.96	3.89	41.15	27.34	3.95
	95.0	31.85	25.43	3.78	33.51	25.10	3.84	35.17	26.67	3.90	36.00	28.42	3.93	38.49	27.60	4.03	40.15	27.01	4.09
	104.0	30.18	24.63	4.02	31.84	24.35	4.08	33.49	25.97	4.14	34.32	27.75	4.18	36.81	27.01	4.27	38.47	26.47	4.33
	109.4	29.17	24.16	4.17	30.83	23.91	4.23	32.49	25.56	4.30	33.32	27.35	4.33	35.81	26.66	4.42	37.46	26.15	4.49
	114.8	28.17	23.69	4.33	29.82	23.47	4.39	31.48	25.15	4.46	32.31	26.95	4.49	34.80	26.31	4.58	36.46	25.83	4.64
FTXS12L + FTXS12L + FTXS12L	68.0	38.93	28.37	3.04	40.68	27.87	3.10	42.43	29.13	3.16	43.31	30.67	3.19	45.93	29.55	3.28	47.68	28.75	3.34
	77.0	37.16	27.47	3.22	38.91	27.02	3.28	40.66	28.35	3.34	41.54	29.92	3.37	44.16	28.88	3.46	45.92	28.14	3.52
	86.0	35.39	26.58	3.42	37.14	26.19	3.48	38.89	27.57	3.54	39.77	29.17	3.57	42.40	28.22	3.66	44.15	27.54	3.72
	89.6	34.68	26.23	3.50	36.44	25.86	3.56	38.19	27.27	3.62	39.06	28.87	3.65	41.69	27.96	3.74	43.44	27.30	3.80
	95.0	33.62	25.71	3.63	35.37	25.37	3.69	37.12	26.81	3.75	38.00	28.43	3.78	40.63	27.57	3.87	42.38	26.94	3.94
	104.0	31.85	24.84	3.86	33.60	24.56	3.93	35.36	26.05	3.99	36.23	27.70	4.02	38.86	26.93	4.11	40.61	26.35	4.17
	109.4	30.79	24.33	4.01	32.54	24.08	4.07	34.29	25.60	4.13	35.17	27.27	4.16	37.80	26.54	4.25	39.55	26.01	4.31
	114.8	29.73	23.82	4.17	31.48	23.60	4.23	33.23	25.16	4.29	34.11	26.84	4.32	36.73	26.17	4.41	38.48	25.66	4.47
FTXS12L + FTXS12L + FDXS12L	68.0	38.21	27.50	3.25	39.93	27.01	3.32	41.65	28.19	3.38	42.51	29.62	3.41	45.09	28.52	3.51	46.81	27.73	3.58
	77.0	36.48	26.61	3.45	38.20	26.18	3.51	39.91	27.40	3.58	40.77	28.87	3.61	43.35	27.85	3.71	45.07	27.12	3.77
	86.0	34.74	25.73	3.66	36.46	25.35	3.73	38.18	26.63	3.79	39.04	28.12	3.82	41.61	27.19	3.92	43.33	26.52	3.99
	89.6	34.05	25.38	3.75	35.76	25.02	3.82	37.48	26.33	3.88	38.34	27.83	3.91	40.92	26.93	4.01	42.64	26.28	4.08
	95.0	33.00	24.86	3.89	34.72	24.53	3.96	36.44	25.87	4.02	37.30	27.39	4.05	39.88	26.54	4.15	41.60	25.92	4.22
	104.0	31.27	24.00	4.14	32.99	23.73	4.21	34.70	25.12	4.27	35.56	26.67	4.30	38.14	25.90	4.40	39.86	25.34	4.46
	109.4	30.22	23.49	4.30	31.94	23.25	4.36	33.66	24.68	4.43	34.52	26.24	4.46	37.10	25.52	4.56	38.82	24.99	4.62
	114.8	29.18	22.99	4.46	30.90	22.78	4.53	32.62	24.23	4.59	33.48	25.81	4.62	36.06	25.15	4.72	37.78	24.65	4.79
FTXS12L + FDXS12L + FDXS12L	68.0	37.60	26.70	3.34	39.29	26.23	3.41	40.98	27.30	3.47	41.83	28.63	3.51	44.36	27.54	3.61	46.05	26.76	3.67
	77.0	35.89	25.81	3.54	37.58	25.39	3.61	39.27	26.52	3.67	40.12	27.87	3.71	42.65	26.87	3.81	44.34	26.15	3.87
	86.0	34.18	24.93	3.76	35.87	24.56	3.83	37.56	25.75	3.89	38.41	27.13	3.93	40.95	26.22	4.03	42.64	25.55	4.09
	89.6	33.50	24.58	3.85	35.19	24.24	3.92	36.88	25.44	3.99	37.73	26.84	4.02	40.26	25.96	4.12	41.95	25.31	4.19
	95.0	32.47	24.06	4.00	34.16	23.75	4.06	35.85	24.99	4.13	36.70	26.40	4.16	39.24	25.57	4.26	40.93	24.95	4.33
	104.0	30.76	23.21	4.25	32.45	22.95	4.32	34.15	24.24	4.39	34.99	25.68	4.42	37.53	24.93	4.52	39.22	24.37	4.59
	109.4	29.74	22.70	4.42	31.43	22.47	4.48	33.12	23.79	4.55	33.97	25.25	4.58	36.50	24.55	4.68	38.19	24.02	4.75
	114.8	28.71	22.20	4.58	30.40	22.00	4.65	32.10	23.35	4.72	32.94	24.82	4.75	35.48	24.17	4.85	37.17	23.68	4.92
FDXS12L + FDXS12L + FDXS12L	68.0	36.88	25.87	3.36	38.54	25.41	3.43	40.20	26.38	3.50	41.03	27.60	3.53	43.52	26.54	3.63	45.18	25.76	3.70
	77.0	35.21	24.98	3.57	36.86	24.57	3.63	38.52	25.60	3.70	39.35	26.85	3.73	41.84	25.87	3.84	43.50	25.15	3.90
	86.0	33.53	24.10	3.79	35.19	23.75	3.85	36.85	24.83	3.92	37.68	26.11	3.96	40.16	25.21	4.06	41.82	24.55	4.12
	89.6	32.86	23.75	3.88	34.52	23.42	3.95	36.18	24.52	4.02	37.01	25.82	4.05	39.49	24.95	4.15	41.15	24.31	4.22
	95.0	31.85	23.24	4.03	33.51	22.93	4.09	35.17	24.07	4.16	36.00	25.38	4.19	38.49	24.56	4.29	40.15	23.96	4.36
	104.0	30.18	22.39	4.28	31.84	22.14	4.35	33.49	23.32	4.42	34.32	24.66	4.45	36.81	23.92	4.55	38.47	23.37	4.62
	109.4	29.17	21.88	4.45	30.83	21.66	4.51	32.49	22.88	4.58	33.32	24.23	4.61	35.81	23.55	4.72	37.46	23.03	4.78
	114.8	28.17	21.38	4.62	29.82	21.19	4.68	31.48	22.44	4.75	32.31	23.81	4.78	34.80	23.17	4.89	36.46	22.68	4.95

Combination (Capacity)	Outdoor air temp. EDB	Indoor air temp.:EWB																		
		57.2			60.8			64.4			67.0			71.6			75.2		
		TC	SHC	PI	TC	SHC	PI	TC	SHC	PI	TC	SHC	PI	TC	SHC	PI	TC	SHC	PI
		kBtu/h	kBtu/h	kW	kBtu/h	kBtu/h	kW	kBtu/h	kBtu/h	kW	kBtu/h	kBtu/h	kW	kBtu/h	kBtu/h	kW	kBtu/h	kBtu/h	kW
FTXS12L + FTXS12L + FTXS15L	68.0	38.93	30.35	2.75	40.68	29.83	2.80	42.43	31.50	2.86	43.31	33.45	2.88	45.93	32.33	2.97	47.68	31.55	3.02
	77.0	37.16	29.50	2.91	38.91	29.03	2.97	40.66	30.75	3.02	41.54	32.73	3.05	44.16	31.70	3.13	45.92	30.98	3.19
	86.0	35.39	28.65	3.09	37.14	28.24	3.15	38.89	30.02	3.20	39.77	32.02	3.23	42.40	31.08	3.31	44.15	30.41	3.37
	89.6	34.68	28.32	3.17	36.44	27.93	3.22	38.19	29.73	3.28	39.06	31.74	3.30	41.69	30.83	3.39	43.44	30.18	3.44
	95.0	33.62	27.82	3.29	35.37	27.46	3.34	37.12	29.29	3.40	38.00	31.32	3.42	40.63	30.46	3.51	42.38	29.85	3.56
	104.0	31.85	26.99	3.50	33.60	26.69	3.55	35.36	28.57	3.61	36.23	30.63	3.63	38.86	29.85	3.72	40.61	29.29	3.77
	109.4	30.79	26.50	3.63	32.54	26.23	3.68	34.29	28.15	3.74	35.17	30.22	3.77	37.80	29.49	3.85	39.55	28.96	3.90
	114.8	29.73	26.01	3.77	31.48	25.77	3.82	33.23	27.72	3.88	34.11	29.81	3.91	36.73	29.13	3.99	38.48	28.63	4.04
FTXS12L + FTXS12L + CDXS15L	68.0	38.21	28.50	3.24	39.93	28.00	3.31	41.65	29.39	3.37	42.51	31.04	3.41	45.09	29.94	3.50	46.81	29.16	3.57
	77.0	36.48	27.64	3.44	38.20	27.19	3.50	39.91	28.63	3.57	40.77	30.31	3.60	43.35	29.30	3.70	45.07	28.58	3.76
	86.0	34.74	26.79	3.65	36.46	26.39	3.72	38.18	27.89	3.78	39.04	29.59	3.81	41.61	28.66	3.91	43.33	28.00	3.98
	89.6	34.05	26.45	3.74	35.76	26.08	3.81	37.48	27.59	3.87	38.34	29.31	3.90	40.92	28.41	4.00	42.64	27.77	4.07
	95.0	33.00	25.94	3.88	34.72	25.60	3.95	36.44	27.15	4.01	37.30	28.88	4.04	39.88	28.04	4.14	41.60	27.43	4.21
	104.0	31.27	25.11	4.13	32.99	24.82	4.20	34.70	26.42	4.26	35.56	28.18	4.29	38.14	27.42	4.39	39.86	26.86	4.45
	109.4	30.22	24.62	4.29	31.94	24.36	4.35	33.66	25.99	4.42	34.52	27.77	4.45	37.10	27.05	4.55	38.82	26.53	4.61
	114.8	29.18	24.12	4.45	30.90	23.90	4.52	32.62	25.56	4.58	33.48	27.36	4.61	36.06	26.69	4.71	37.78	26.19	4.77
FTXS12L + FDXS12L + FTXS15L	68.0	38.21	29.45	3.08	39.93	28.94	3.14	41.65	30.51	3.20	42.51	32.35	3.23	45.09	31.26	3.32	46.81	30.49	3.38
	77.0	36.48	28.60	3.26	38.20	28.15	3.32	39.91	29.77	3.38	40.77	31.64	3.41	43.35	30.63	3.51	45.07	29.92	3.57
	86.0	34.74	27.77	3.46	36.46	27.37	3.52	38.18	29.04	3.58	39.04	30.94	3.62	41.61	30.02	3.71	43.33	29.36	3.77
	89.6	34.05	27.44	3.55	35.76	27.06	3.61	37.48	28.76	3.67	38.34	30.67	3.70	40.92	29.77	3.79	42.64	29.13	3.85
	95.0	33.00	26.94	3.68	34.72	26.59	3.74	36.44	28.33	3.80	37.30	30.25	3.83	39.88	29.40	3.93	41.60	28.80	3.99
	104.0	31.27	26.13	3.92	32.99	25.83	3.98	34.70	27.61	4.04	35.56	29.57	4.07	38.14	28.80	4.16	39.86	28.25	4.22
	109.4	30.22	25.64	4.07	31.94	25.38	4.13	33.66	27.19	4.19	34.52	29.16	4.22	37.10	28.44	4.31	38.82	27.92	4.37
	114.8	29.18	25.16	4.22	30.90	24.92	4.28	32.62	26.77	4.34	33.48	28.76	4.37	36.06	28.08	4.47	37.78	27.60	4.53
FTXS12L + FDXS12L + CDXS15L	68.0	37.60	27.67	3.28	39.29	27.18	3.34	40.98	28.47	3.41	41.83	30.01	3.44	44.36	28.93	3.54	46.05	28.16	3.60
	77.0	35.89	26.81	3.47	37.58	26.38	3.54	39.27	27.72	3.60	40.12	29.29	3.64	42.65	28.29	3.73	44.34	27.58	3.80
	86.0	34.18	25.96	3.69	35.87	25.58	3.75	37.56	26.97	3.82	38.41	28.58	3.85	40.95	27.66	3.95	42.64	27.00	4.01
	89.6	33.50	25.63	3.78	35.19	25.27	3.84	36.88	26.68	3.91	37.73	28.29	3.94	40.26	27.41	4.04	41.95	26.77	4.11
	95.0	32.47	25.13	3.92	34.16	24.80	3.99	35.85	26.24	4.05	36.70	27.87	4.08	39.24	27.04	4.18	40.93	26.43	4.25
	104.0	30.76	24.30	4.17	32.45	24.02	4.24	34.15	25.52	4.30	34.99	27.17	4.33	37.53	26.42	4.43	39.22	25.87	4.50
	109.4	29.74	23.81	4.33	31.43	23.56	4.40	33.12	25.09	4.46	33.97	26.76	4.49	36.50	26.06	4.59	38.19	25.54	4.66
	114.8	28.71	23.32	4.50	30.40	23.10	4.56	32.10	24.66	4.63	32.94	26.35	4.66	35.48	25.69	4.76	37.17	25.21	4.82
FDXS12L + FDXS12L + FTXS15L	68.0	37.60	28.60	3.11	39.29	28.10	3.17	40.98	29.57	3.23	41.83	31.31	3.26	44.36	30.23	3.36	46.05	29.47	3.42
	77.0	35.89	27.76	3.29	37.58	27.31	3.36	39.27	28.84	3.42	40.12	30.60	3.45	42.65	29.61	3.54	44.34	28.91	3.60
	86.0	34.18	26.93	3.50	35.87	26.54	3.56	37.56	28.12	3.62	38.41	29.91	3.65	40.95	29.00	3.75	42.64	28.35	3.81
	89.6	33.50	26.60	3.58	35.19	26.23	3.65	36.88	27.83	3.71	37.73	29.63	3.74	40.26	28.75	3.83	41.95	28.12	3.89
	95.0	32.47	26.11	3.72	34.16	25.77	3.78	35.85	27.40	3.84	36.70	29.22	3.87	39.24	28.39	3.97	40.93	27.79	4.03
	104.0	30.76	25.30	3.96	32.45	25.01	4.02	34.15	26.70	4.08	34.99	28.54	4.11	37.53	27.79	4.20	39.22	27.24	4.27
	109.4	29.74	24.82	4.11	31.43	24.56	4.17	33.12	26.28	4.23	33.97	28.14	4.26	36.50	27.43	4.36	38.19	26.92	4.42
	114.8	28.71	24.34	4.26	30.40	24.12	4.33	32.10	25.86	4.39	32.94	27.74	4.42	35.48	27.08	4.51	37.17	26.60	4.57
FDXS12L + FDXS12L + CDXS15L	68.0	36.88	26.80	3.24	38.54	26.32	3.31	40.20	27.51	3.37	41.03	28.95	3.41	43.52	27.89	3.50	45.18	27.13	3.57
	77.0	35.21	25.95	3.44	36.86	25.52	3.50	38.52	26.76	3.57	39.35	28.23	3.60	41.84	27.25	3.70	43.50	26.55	3.76
	86.0	33.53	25.10	3.65	35.19	24.73	3.72	36.85	26.03	3.78	37.68	27.52	3.81	40.16	26.62	3.91	41.82	25.98	3.98
	89.6	32.86	24.77	3.74	34.52	24.42	3.81	36.18	25.73	3.87	37.01	27.24	3.90	39.49	26.38	4.00	41.15	25.75	4.07
	95.0	31.85	24.27	3.88	33.51	23.95	3.95	35.17	25.30	4.01	36.00	26.82	4.04	38.49	26.00	4.14	40.15	25.41	4.21
	104.0	30.18	23.45	4.13	31.84	23.18	4.20	33.49	24.58	4.26	34.32	26.13	4.29	36.81	25.39	4.39	38.47	24.85	4.45
	109.4	29.17	22.96	4.29	30.83	22.73	4.35	32.49	24.16	4.42	33.32	25.72	4.45	35.81	25.03	4.55	37.46	24.52	4.61
	114.8	28.17	22.48	4.45	29.82	22.28	4.52	31.48	23.73	4.58	32.31	25.31	4.61	34.80	24.67	4.71	36.46	24.19	4.77

Combination (Capacity)	Outdoor air temp. EDB	Indoor air temp.:EWB																	
		57.2			60.8			64.4			67.0			71.6			75.2		
		TC	SHC	PI	TC	SHC	PI	TC	SHC	PI	TC	SHC	PI	TC	SHC	PI	TC	SHC	PI
		kBtu/h	kBtu/h	kW	kBtu/h	kBtu/h	kW	kBtu/h	kBtu/h	kW	kBtu/h	kBtu/h	kW	kBtu/h	kBtu/h	kW	kBtu/h	kBtu/h	kW
FTXS12L + FTXS12L + FTXS18L	68.0	38.93	30.48	2.75	40.68	29.96	2.80	42.43	31.65	2.86	43.31	33.63	2.88	45.93	32.51	2.97	47.68	31.73	3.02
	77.0	37.16	29.63	2.91	38.91	29.16	2.97	40.66	30.91	3.02	41.54	32.91	3.05	44.16	31.88	3.13	45.92	31.16	3.19
	86.0	35.39	28.79	3.09	37.14	28.37	3.15	38.89	30.18	3.20	39.77	32.21	3.23	42.40	31.26	3.31	44.15	30.59	3.37
	89.6	34.68	28.45	3.17	36.44	28.06	3.22	38.19	29.89	3.28	39.06	31.93	3.30	41.69	31.01	3.39	43.44	30.37	3.44
	95.0	33.62	27.95	3.29	35.37	27.59	3.34	37.12	29.45	3.40	38.00	31.51	3.42	40.63	30.65	3.51	42.38	30.03	3.56
	104.0	31.85	27.13	3.50	33.60	26.82	3.55	35.36	28.73	3.61	36.23	30.82	3.63	38.86	30.04	3.72	40.61	29.48	3.77
	109.4	30.79	26.64	3.63	32.54	26.37	3.68	34.29	28.31	3.74	35.17	30.41	3.77	37.80	29.68	3.85	39.55	29.15	3.90
	114.8	29.73	26.15	3.77	31.48	25.91	3.82	33.23	27.88	3.88	34.11	30.00	3.91	36.73	29.31	3.99	38.48	28.82	4.04
FTXS12L + FTXS12L + CDXS18L	68.0	38.21	28.50	3.24	39.93	28.00	3.30	41.65	29.39	3.37	42.51	31.04	3.40	45.09	29.94	3.49	46.81	29.16	3.56
	77.0	36.48	27.64	3.43	38.20	27.19	3.50	39.91	28.63	3.56	40.77	30.31	3.59	43.35	29.30	3.69	45.07	28.58	3.75
	86.0	34.74	26.79	3.64	36.46	26.39	3.71	38.18	27.89	3.77	39.04	29.59	3.80	41.61	28.66	3.90	43.33	28.00	3.97
	89.6	34.05	26.45	3.73	35.76	26.08	3.80	37.48	27.59	3.86	38.34	29.31	3.89	40.92	28.41	3.99	42.64	27.77	4.06
	95.0	33.00	25.94	3.87	34.72	25.60	3.94	36.44	27.15	4.00	37.30	28.88	4.03	39.88	28.04	4.13	41.60	27.43	4.20
	104.0	31.27	25.11	4.12	32.99	24.82	4.19	34.70	26.42	4.25	35.56	28.18	4.28	38.14	27.42	4.38	39.86	26.86	4.44
	109.4	30.22	24.62	4.28	31.94	24.36	4.34	33.66	25.99	4.41	34.52	27.77	4.44	37.10	27.05	4.54	38.82	26.53	4.60
	114.8	29.18	24.12	4.44	30.90	23.90	4.51	32.62	25.56	4.57	33.48	27.36	4.60	36.06	26.69	4.70	37.78	26.19	4.76
FTXS12L + FDXS12L + FTXS18L	68.0	38.21	29.57	3.08	39.93	29.06	3.14	41.65	30.66	3.20	42.51	32.53	3.23	45.09	31.43	3.32	46.81	30.67	3.38
	77.0	36.48	28.73	3.26	38.20	28.28	3.32	39.91	29.92	3.38	40.77	31.82	3.41	43.35	30.81	3.51	45.07	30.10	3.57
	86.0	34.74	27.90	3.46	36.46	27.50	3.52	38.18	29.20	3.58	39.04	31.12	3.62	41.61	30.20	3.71	43.33	29.54	3.77
	89.6	34.05	27.57	3.55	35.76	27.19	3.61	37.48	28.91	3.67	38.34	30.85	3.70	40.92	29.95	3.79	42.64	29.32	3.85
	95.0	33.00	27.08	3.68	34.72	26.73	3.74	36.44	28.48	3.80	37.30	30.43	3.83	39.88	29.59	3.93	41.60	28.98	3.99
	104.0	31.27	26.26	3.92	32.99	25.97	3.98	34.70	27.77	4.04	35.56	29.75	4.07	38.14	28.99	4.16	39.86	28.44	4.22
	109.4	30.22	25.78	4.07	31.94	25.51	4.13	33.66	27.35	4.19	34.52	29.35	4.22	37.10	28.63	4.31	38.82	28.11	4.37
	114.8	29.18	25.30	4.22	30.90	25.06	4.28	32.62	26.93	4.34	33.48	28.94	4.37	36.06	28.27	4.47	37.78	27.78	4.53
FTXS12L + FDXS12L + CDXS18L	68.0	37.60	27.67	3.26	39.29	27.18	3.33	40.98	28.47	3.39	41.83	30.01	3.42	44.36	28.93	3.52	46.05	28.16	3.59
	77.0	35.89	26.81	3.46	37.58	26.38	3.52	39.27	27.72	3.59	40.12	29.29	3.62	42.65	28.29	3.72	44.34	27.58	3.78
	86.0	34.18	25.96	3.67	35.87	25.58	3.74	37.56	26.97	3.80	38.41	28.58	3.83	40.95	27.66	3.93	42.64	27.00	4.00
	89.6	33.50	25.63	3.76	35.19	25.27	3.83	36.88	26.68	3.89	37.73	28.29	3.92	40.26	27.41	4.02	41.95	26.77	4.09
	95.0	32.47	25.13	3.90	34.16	24.80	3.97	35.85	26.24	4.03	36.70	27.87	4.06	39.24	27.04	4.16	40.93	26.43	4.23
	104.0	30.76	24.30	4.15	32.45	24.02	4.22	34.15	25.52	4.28	34.99	27.17	4.31	37.53	26.42	4.41	39.22	25.87	4.48
	109.4	29.74	23.81	4.31	31.43	23.56	4.37	33.12	25.09	4.44	33.97	26.76	4.47	36.50	26.06	4.57	38.19	25.54	4.63
	114.8	28.71	23.32	4.47	30.40	23.10	4.54	32.10	24.66	4.60	32.94	26.35	4.64	35.48	25.69	4.73	37.17	25.21	4.80
FDXS12L + FDXS12L + FTXS18L	68.0	37.60	28.72	3.05	39.29	28.22	3.11	40.98	29.72	3.17	41.83	31.48	3.20	44.36	30.41	3.29	46.05	29.65	3.36
	77.0	35.89	27.89	3.24	37.58	27.44	3.30	39.27	28.99	3.36	40.12	30.78	3.39	42.65	29.79	3.48	44.34	29.08	3.54
	86.0	34.18	27.06	3.44	35.87	26.67	3.50	37.56	28.27	3.56	38.41	30.09	3.59	40.95	29.18	3.68	42.64	28.53	3.74
	89.6	33.50	26.73	3.52	35.19	26.36	3.58	36.88	27.98	3.64	37.73	29.81	3.67	40.26	28.93	3.76	41.95	28.31	3.82
	95.0	32.47	26.24	3.65	34.16	25.90	3.71	35.85	27.56	3.77	36.70	29.40	3.80	39.24	28.57	3.90	40.93	27.97	3.96
	104.0	30.76	25.44	3.89	32.45	25.15	3.95	34.15	26.86	4.01	34.99	28.73	4.04	37.53	27.97	4.13	39.22	27.43	4.19
	109.4	29.74	24.96	4.03	31.43	24.70	4.09	33.12	26.44	4.15	33.97	28.32	4.19	36.50	27.62	4.28	38.19	27.10	4.34
	114.8	28.71	24.48	4.19	30.40	24.25	4.25	32.10	26.02	4.31	32.94	27.92	4.34	35.48	27.26	4.43	37.17	26.78	4.49
FDXS12L + FDXS12L + CDXS18L	68.0	36.88	26.80	3.29	38.54	26.32	3.36	40.20	27.51	3.42	41.03	28.95	3.46	43.52	27.89	3.55	45.18	27.13	3.62
	77.0	35.21	25.95	3.49	36.86	25.52	3.56	38.52	26.76	3.62	39.35	28.23	3.65	41.84	27.25	3.75	43.50	26.55	3.82
	86.0	33.53	25.10	3.71	35.19	24.73	3.77	36.85	26.03	3.84	37.68	27.52	3.87	40.16	26.62	3.97	41.82	25.98	4.03
	89.6	32.86	24.77	3.80	34.52	24.42	3.86	36.18	25.73	3.93	37.01	27.24	3.96	39.49	26.38	4.06	41.15	25.75	4.13
	95.0	31.85	24.27	3.94	33.51	23.95	4.01	35.17	25.30	4.07	36.00	26.82	4.10	38.49	26.00	4.20	40.15	25.41	4.27
	104.0	30.18	23.45	4.19	31.84	23.18	4.26	33.49	24.58	4.32	34.32	26.13	4.36	36.81	25.39	4.45	38.47	24.85	4.52
	109.4	29.17	22.96	4.35	30.83	22.73	4.42	32.49	24.16	4.48	33.32	25.72	4.52	35.81	25.03	4.61	37.46	24.52	4.68
	114.8	28.17	22.48	4.52	29.82	22.28	4.58	31.48	23.73	4.65	32.31	25.31	4.68	34.80	24.67	4.78	36.46	24.19	4.85

Combination (Capacity)	Outdoor air temp. EDB	Indoor air temp.:EWB																		
		57.2			60.8			64.4			67.0			71.6			75.2		
		TC	SHC	PI	TC	SHC	PI	TC	SHC	PI	TC	SHC	PI	TC	SHC	PI	TC	SHC	PI
		kBtu/h	kBtu/h	kW	kBtu/h	kBtu/h	kW	kBtu/h	kBtu/h	kW	kBtu/h	kBtu/h	kW	kBtu/h	kBtu/h	kW	kBtu/h	kBtu/h	kW
FTXS12L + FTXS12L + FTXS24L	68.0	38.93	30.97	2.75	40.68	30.45	2.80	42.43	32.23	2.86	43.31	34.30	2.88	45.93	33.19	2.97	47.68	32.42	3.02
	77.0	37.16	30.13	2.91	38.91	29.66	2.97	40.66	31.50	3.02	41.54	33.60	3.05	44.16	32.57	3.13	45.92	31.85	3.19
	86.0	35.39	29.30	3.09	37.14	28.88	3.15	38.89	30.77	3.20	39.77	32.90	3.23	42.40	31.95	3.31	44.15	31.29	3.37
	89.6	34.68	28.96	3.17	36.44	28.57	3.22	38.19	30.49	3.28	39.06	32.62	3.30	41.69	31.71	3.39	43.44	31.07	3.44
	95.0	33.62	28.47	3.29	35.37	28.11	3.34	37.12	30.06	3.40	38.00	32.21	3.42	40.63	31.34	3.51	42.38	30.74	3.56
	104.0	31.85	27.65	3.50	33.60	27.34	3.55	35.36	29.34	3.61	36.23	31.52	3.63	38.86	30.74	3.72	40.61	30.18	3.77
	109.4	30.79	27.17	3.63	32.54	26.89	3.68	34.29	28.92	3.74	35.17	31.12	3.77	37.80	30.38	3.85	39.55	29.86	3.90
	114.8	29.73	26.68	3.77	31.48	26.43	3.82	33.23	28.50	3.88	34.11	30.71	3.91	36.73	30.03	3.99	38.48	29.53	4.04
FTXS12L + FTXS12L + CDXS24L	68.0	38.21	29.92	3.16	39.93	29.40	3.23	41.65	31.06	3.29	42.51	33.00	3.32	45.09	31.91	3.42	46.81	31.15	3.48
	77.0	36.48	29.08	3.35	38.20	28.62	3.42	39.91	30.34	3.48	40.77	32.30	3.51	43.35	31.29	3.61	45.07	30.58	3.67
	86.0	34.74	28.25	3.56	36.46	27.85	3.62	38.18	29.62	3.69	39.04	31.61	3.72	41.61	30.68	3.81	43.33	30.03	3.88
	89.6	34.05	27.93	3.65	35.76	27.54	3.71	37.48	29.33	3.78	38.34	31.33	3.81	40.92	30.44	3.90	42.64	29.80	3.96
	95.0	33.00	27.44	3.79	34.72	27.08	3.85	36.44	28.90	3.91	37.30	30.92	3.94	39.88	30.08	4.04	41.60	29.48	4.10
	104.0	31.27	26.63	4.03	32.99	26.33	4.09	34.70	28.20	4.15	35.56	30.25	4.19	38.14	29.48	4.28	39.86	28.93	4.34
	109.4	30.22	26.15	4.18	31.94	25.88	4.24	33.66	27.78	4.31	34.52	29.84	4.34	37.10	29.12	4.43	38.82	28.61	4.50
	114.8	29.18	25.67	4.34	30.90	25.43	4.40	32.62	27.37	4.47	33.48	29.44	4.50	36.06	28.77	4.59	37.78	28.28	4.66
FTXS12L + FDXS12L + FTXS24L	68.0	38.21	30.06	3.08	39.93	29.55	3.14	41.65	31.23	3.20	42.51	33.20	3.23	45.09	32.11	3.32	46.81	31.35	3.38
	77.0	36.48	29.23	3.26	38.20	28.77	3.32	39.91	30.51	3.38	40.77	32.50	3.41	43.35	31.49	3.51	45.07	30.79	3.57
	86.0	34.74	28.40	3.46	36.46	28.00	3.52	38.18	29.79	3.58	39.04	31.81	3.62	41.61	30.88	3.71	43.33	30.23	3.77
	89.6	34.05	28.08	3.55	35.76	27.69	3.61	37.48	29.51	3.67	38.34	31.54	3.70	40.92	30.64	3.79	42.64	30.01	3.85
	95.0	33.00	27.59	3.68	34.72	27.23	3.74	36.44	29.08	3.80	37.30	31.13	3.83	39.88	30.28	3.93	41.60	29.68	3.99
	104.0	31.27	26.78	3.92	32.99	26.48	3.98	34.70	28.38	4.04	35.56	30.45	4.07	38.14	29.69	4.16	39.86	29.14	4.22
	109.4	30.22	26.30	4.07	31.94	26.03	4.13	33.66	27.96	4.19	34.52	30.05	4.22	37.10	29.33	4.31	38.82	28.81	4.37
	114.8	29.18	25.82	4.22	30.90	25.58	4.28	32.62	27.55	4.34	33.48	29.65	4.37	36.06	28.98	4.47	37.78	28.49	4.53
FTXS12L + FDXS12L + CDXS24L	68.0	37.60	29.06	3.25	39.29	28.56	3.32	40.98	30.12	3.38	41.83	31.95	3.41	44.36	30.87	3.51	46.05	30.12	3.58
	77.0	35.89	28.23	3.45	37.58	27.78	3.51	39.27	29.40	3.58	40.12	31.26	3.61	42.65	30.26	3.71	44.34	29.56	3.77
	86.0	34.18	27.41	3.66	35.87	27.01	3.73	37.56	28.68	3.79	38.41	30.57	3.82	40.95	29.66	3.92	42.64	29.01	3.99
	89.6	33.50	27.08	3.75	35.19	26.71	3.82	36.88	28.40	3.88	37.73	30.30	3.91	40.26	29.41	4.01	41.95	28.79	4.08
	95.0	32.47	26.60	3.89	34.16	26.26	3.96	35.85	27.98	4.02	36.70	29.89	4.05	39.24	29.06	4.15	40.93	28.46	4.22
	104.0	30.76	25.80	4.14	32.45	25.51	4.21	34.15	27.28	4.27	34.99	29.22	4.30	37.53	28.46	4.40	39.22	27.92	4.46
	109.4	29.74	25.32	4.30	31.43	25.06	4.36	33.12	26.86	4.43	33.97	28.82	4.46	36.50	28.11	4.56	38.19	27.60	4.62
	114.8	28.71	24.85	4.46	30.40	24.62	4.53	32.10	26.45	4.59	32.94	28.42	4.62	35.48	27.76	4.72	37.17	27.28	4.79
FDXS12L + FDXS12L + FTXS24L	68.0	37.60	29.20	3.11	39.29	28.70	3.17	40.98	30.29	3.23	41.83	32.15	3.26	44.36	31.07	3.36	46.05	30.32	3.42
	77.0	35.89	28.38	3.29	37.58	27.93	3.36	39.27	29.57	3.42	40.12	31.46	3.45	42.65	30.46	3.54	44.34	29.76	3.60
	86.0	34.18	27.56	3.50	35.87	27.16	3.56	37.56	28.86	3.62	38.41	30.77	3.65	40.95	29.86	3.75	42.64	29.21	3.81
	89.6	33.50	27.23	3.58	35.19	26.86	3.65	36.88	28.57	3.71	37.73	30.50	3.74	40.26	29.62	3.83	41.95	28.99	3.89
	95.0	32.47	26.75	3.72	34.16	26.40	3.78	35.85	28.15	3.84	36.70	30.09	3.87	39.24	29.26	3.97	40.93	28.67	4.03
	104.0	30.76	25.95	3.96	32.45	25.66	4.02	34.15	27.46	4.08	34.99	29.42	4.11	37.53	28.67	4.20	39.22	28.13	4.27
	109.4	29.74	25.48	4.11	31.43	25.21	4.17	33.12	27.04	4.23	33.97	29.03	4.26	36.50	28.32	4.36	38.19	27.81	4.42
	114.8	28.71	25.00	4.26	30.40	24.77	4.33	32.10	26.63	4.39	32.94	28.63	4.42	35.48	27.97	4.51	37.17	27.49	4.57
FDXS12L + FDXS12L + CDXS24L	68.0	36.88	28.16	3.22	38.54	27.67	3.28	40.20	29.13	3.35	41.03	30.86	3.38	43.52	29.80	3.48	45.18	29.06	3.54
	77.0	35.21	27.34	3.41	36.86	26.90	3.48	38.52	28.42	3.54	39.35	30.17	3.57	41.84	29.19	3.67	43.50	28.51	3.73
	86.0	33.53	26.53	3.63	35.19	26.14	3.69	36.85	27.71	3.75	37.68	29.49	3.79	40.16	28.59	3.88	41.82	27.96	3.95
	89.6	32.86	26.21	3.71	34.52	25.84	3.78	36.18	27.43	3.84	37.01	29.22	3.87	39.49	28.36	3.97	41.15	27.74	4.04
	95.0	31.85	25.73	3.85	33.51	25.39	3.92	35.17	27.01	3.98	36.00	28.82	4.01	38.49	28.00	4.11	40.15	27.42	4.17
	104.0	30.18	24.93	4.10	31.84	24.65	4.16	33.49	26.32	4.23	34.32	28.15	4.26	36.81	27.42	4.36	38.47	26.88	4.42
	109.4	29.17	24.46	4.26	30.83	24.21	4.32	32.49	25.91	4.38	33.32	27.76	4.42	35.81	27.07	4.51	37.46	26.56	4.58
	114.8	28.17	24.00	4.42	29.82	23.77	4.48	31.48	25.50	4.55	32.31	27.37	4.58	34.80	26.72	4.68	36.46	26.25	4.74

Combination (Capacity)	Outdoor air temp. EDB	Indoor air temp.:EWB																		
		57.2			60.8			64.4			67.0			71.6			75.2		
		TC	SHC	PI	TC	SHC	PI	TC	SHC	PI	TC	SHC	PI	TC	SHC	PI	TC	SHC	PI
		kBtu/h	kBtu/h	kW	kBtu/h	kBtu/h	kW	kBtu/h	kBtu/h	kW	kBtu/h	kBtu/h	kW	kBtu/h	kBtu/h	kW	kBtu/h	kBtu/h	kW
FTXS12L + FTXS15L + FTXS15L	68.0	38.93	32.49	2.73	40.68	31.95	2.78	42.43	34.02	2.84	43.31	36.38	2.87	45.93	35.27	2.95	47.68	34.51	3.17
	77.0	37.16	31.67	2.89	38.91	31.18	2.95	40.66	33.30	3.00	41.54	35.69	3.03	44.16	34.66	3.11	45.92	33.95	3.17
	86.0	35.39	30.85	3.07	37.14	30.42	3.13	38.89	32.60	3.18	39.77	35.01	3.21	42.40	34.06	3.29	44.15	33.41	3.35
	89.6	34.68	30.53	3.15	36.44	30.12	3.20	38.19	32.32	3.26	39.06	34.74	3.29	41.69	33.83	3.37	43.44	33.19	3.42
	95.0	33.62	30.04	3.27	35.37	29.66	3.32	37.12	31.90	3.38	38.00	34.34	3.40	40.63	33.47	3.49	42.38	32.87	3.54
	104.0	31.85	29.24	3.48	33.60	28.92	3.53	35.36	31.20	3.59	36.23	33.67	3.61	38.86	32.88	3.69	40.61	32.33	3.75
	109.4	30.79	28.76	3.61	32.54	28.47	3.66	34.29	30.79	3.72	35.17	33.27	3.74	37.80	32.53	3.83	39.55	32.01	3.88
	114.8	29.73	28.29	3.75	31.48	28.03	3.80	33.23	30.37	3.86	34.11	32.87	3.88	36.73	32.18	3.96	38.48	31.69	4.02
FTXS12L + FTXS15L + CDXS15L	68.0	38.21	30.55	3.06	39.93	30.03	3.12	41.65	31.82	3.18	42.51	33.88	3.21	45.09	32.79	3.30	46.81	32.03	3.36
	77.0	36.48	29.73	3.24	38.20	29.26	3.30	39.91	31.10	3.37	40.77	33.19	3.40	43.35	32.18	3.49	45.07	31.48	3.55
	86.0	34.74	28.91	3.44	36.46	28.50	3.51	38.18	30.39	3.57	39.04	32.50	3.60	41.61	31.58	3.69	43.33	30.93	3.75
	89.6	34.05	28.59	3.53	35.76	28.20	3.59	37.48	30.11	3.65	38.34	32.23	3.68	40.92	31.34	3.77	42.64	30.71	3.83
	95.0	33.00	28.10	3.66	34.72	27.74	3.72	36.44	29.69	3.78	37.30	31.83	3.81	39.88	30.98	3.91	41.60	30.38	3.97
	104.0	31.27	27.30	3.90	32.99	26.99	3.96	34.70	28.99	4.02	35.56	31.16	4.05	38.14	30.39	4.14	39.86	29.84	4.20
	109.4	30.22	26.83	4.04	31.94	26.55	4.10	33.66	28.58	4.17	34.52	30.76	4.20	37.10	30.04	4.29	38.82	29.52	4.35
	114.8	29.18	26.35	4.20	30.90	26.11	4.26	32.62	28.16	4.32	33.48	30.36	4.35	36.06	29.69	4.44	37.78	29.20	4.50
FTXS12L + CDXS15L + CDXS15L	68.0	37.60	28.72	3.26	39.29	28.22	3.33	40.98	29.71	3.39	41.83	31.48	3.42	44.36	30.40	3.52	46.05	29.64	3.59
	77.0	35.89	27.88	3.46	37.58	27.44	3.52	39.27	28.99	3.59	40.12	30.78	3.62	42.65	29.78	3.72	44.34	29.08	3.78
	86.0	34.18	27.06	3.67	35.87	26.66	3.74	37.56	28.27	3.80	38.41	30.08	3.83	40.95	29.17	3.93	42.64	28.52	4.00
	89.6	33.50	26.73	3.76	35.19	26.36	3.83	36.88	27.98	3.89	37.73	29.81	3.92	40.26	28.93	4.02	41.95	28.30	4.09
	95.0	32.47	26.24	3.90	34.16	25.90	3.97	35.85	27.55	4.03	36.70	29.40	4.06	39.24	28.57	4.16	40.93	27.97	4.23
	104.0	30.76	25.43	4.15	32.45	25.14	4.22	34.15	26.85	4.28	34.99	28.72	4.31	37.53	27.97	4.41	39.22	27.42	4.48
	109.4	29.74	24.95	4.31	31.43	24.70	4.37	33.12	26.43	4.44	33.97	28.32	4.47	36.50	27.61	4.57	38.19	27.10	4.63
	114.8	28.71	24.48	4.47	30.40	24.25	4.54	32.10	26.02	4.60	32.94	27.92	4.64	35.48	27.26	4.73	37.17	26.78	4.80
FDXS12L + FTXS15L + FTXS15L	68.0	38.21	31.56	2.95	39.93	31.04	3.01	41.65	33.01	3.06	42.51	35.26	3.09	45.09	34.17	3.18	46.81	33.42	3.24
	77.0	36.48	30.75	3.12	38.20	30.28	3.18	39.91	32.30	3.24	40.77	34.58	3.27	43.35	33.58	3.36	45.07	32.88	3.42
	86.0	34.74	29.95	3.32	36.46	29.53	3.38	38.18	31.60	3.44	39.04	33.91	3.46	41.61	32.98	3.55	43.33	32.34	3.61
	89.6	34.05	29.63	3.40	35.76	29.23	3.46	37.48	31.33	3.52	38.34	33.65	3.55	40.92	32.75	3.63	42.64	32.12	3.69
	95.0	33.00	29.15	3.53	34.72	28.78	3.59	36.44	30.91	3.64	37.30	33.25	3.67	39.88	32.40	3.76	41.60	31.80	3.82
	104.0	31.27	28.36	3.75	32.99	28.05	3.81	34.70	30.23	3.87	35.56	32.59	3.90	38.14	31.82	3.99	39.86	31.28	4.05
	109.4	30.22	27.89	3.90	31.94	27.61	3.95	33.66	29.82	4.01	34.52	32.20	4.04	37.10	31.47	4.13	38.82	30.96	4.19
	114.8	29.18	27.43	4.04	30.90	27.17	4.10	32.62	29.41	4.16	33.48	31.81	4.19	36.06	31.13	4.28	37.78	30.65	4.34
FDXS12L + FTXS15L + CDXS15L	68.0	37.60	29.69	3.09	39.29	29.18	3.15	40.98	30.86	3.21	41.83	32.82	3.25	44.36	31.75	3.34	46.05	31.00	3.40
	77.0	35.89	28.87	3.28	37.58	28.42	3.34	39.27	30.15	3.40	40.12	32.14	3.43	42.65	31.14	3.52	44.34	30.45	3.59
	86.0	34.18	28.06	3.48	35.87	27.66	3.54	37.56	29.45	3.60	38.41	31.46	3.63	40.95	30.54	3.73	42.64	29.90	3.79
	89.6	33.50	27.74	3.57	35.19	27.36	3.63	36.88	29.17	3.69	37.73	31.19	3.72	40.26	30.31	3.81	41.95	29.69	3.87
	95.0	32.47	27.26	3.70	34.16	26.91	3.76	35.85	28.75	3.82	36.70	30.79	3.85	39.24	29.95	3.95	40.93	29.36	4.01
	104.0	30.76	26.47	3.94	32.45	26.17	4.00	34.15	28.06	4.06	34.99	30.12	4.09	37.53	29.37	4.18	39.22	28.83	4.24
	109.4	29.74	26.00	4.09	31.43	25.73	4.15	33.12	27.65	4.21	33.97	29.73	4.24	36.50	29.02	4.33	38.19	28.51	4.39
	114.8	28.71	25.53	4.24	30.40	25.29	4.30	32.10	27.24	4.37	32.94	29.34	4.40	35.48	28.67	4.49	37.17	28.20	4.55
FDXS12L + CDXS15L + CDXS15L	68.0	36.88	27.82	3.12	38.54	27.34	3.18	40.20	28.73	3.24	41.03	30.39	3.27	43.52	29.33	3.36	45.18	28.59	3.43
	77.0	35.21	26.99	3.30	36.86	26.56	3.37	38.52	28.01	3.43	39.35	29.70	3.46	41.84	28.72	3.55	43.50	28.03	3.61
	86.0	33.53	26.18	3.51	35.19	25.80	3.57	36.85	27.30	3.63	37.68	29.01	3.66	40.16	28.11	3.76	41.82	27.47	3.82
	89.6	32.86	25.85	3.59	34.52	25.49	3.66	36.18	27.02	3.72	37.01	28.74	3.75	39.49	27.87	3.84	41.15	27.26	3.90
	95.0	31.85	25.37	3.73	33.51	25.04	3.79	35.17	26.59	3.85	36.00	28.33	3.88	38.49	27.52	3.98	40.15	26.93	4.04
	104.0	30.18	24.57	3.97	31.84	24.29	4.03	33.49	25.90	4.09	34.32	27.66	4.12	36.81	26.92	4.22	38.47	26.39	4.28
	109.4	29.17	24.10	4.12	30.83	23.85	4.18	32.49	25.48	4.24	33.32	27.26	4.27	35.81	26.57	4.37	37.46	26.07	4.43
	114.8	28.17	23.63	4.28	29.82	23.41	4.34	31.48	25.07	4.40	32.31	26.87	4.43	34.80	26.22	4.52	36.46	25.75	4.59

Combination (Capacity)	Outdoor air temp. EDB	Indoor air temp.:EWB																		
		57.2			60.8			64.4			67.0			71.6			75.2		
		TC	SHC	PI	TC	SHC	PI	TC	SHC	PI	TC	SHC	PI	TC	SHC	PI	TC	SHC	PI
		kBtu/h	kBtu/h	kW	kBtu/h	kBtu/h	kW	kBtu/h	kBtu/h	kW	kBtu/h	kBtu/h	kW	kBtu/h	kBtu/h	kW	kBtu/h	kBtu/h	kW
FTXS12L + FTXS15L + FTXS18L	68.0	38.93	32.63	2.73	40.68	32.09	2.78	42.43	34.18	2.84	43.31	36.56	2.87	45.93	35.45	2.95	47.68	34.69	3.17
	77.0	37.16	31.80	2.89	38.91	31.32	2.95	40.66	33.47	3.00	41.54	35.88	3.03	44.16	34.85	3.11	45.92	34.14	3.17
	86.0	35.39	30.99	3.07	37.14	30.56	3.13	38.89	32.76	3.18	39.77	35.20	3.21	42.40	34.25	3.29	44.15	33.60	3.35
	89.6	34.68	30.67	3.15	36.44	30.26	3.20	38.19	32.48	3.26	39.06	34.93	3.29	41.69	34.01	3.37	43.44	33.38	3.42
	95.0	33.62	30.18	3.27	35.37	29.80	3.32	37.12	32.06	3.38	38.00	34.53	3.40	40.63	33.66	3.49	42.38	33.06	3.54
	104.0	31.85	29.38	3.48	33.60	29.06	3.53	35.36	31.37	3.59	36.23	33.86	3.61	38.86	33.07	3.69	40.61	32.52	3.75
	109.4	30.79	28.91	3.61	32.54	28.61	3.66	34.29	30.95	3.72	35.17	33.46	3.74	37.80	32.72	3.83	39.55	32.20	3.88
	114.8	29.73	28.43	3.75	31.48	28.17	3.80	33.23	30.54	3.86	34.11	33.07	3.88	36.73	32.37	3.96	38.48	31.88	4.02
FTXS12L + FTXS15L + CDXS18L	68.0	38.21	30.55	3.11	39.93	30.03	3.17	41.65	31.82	3.23	42.51	33.88	3.26	45.09	32.79	3.36	46.81	32.03	3.42
	77.0	36.48	29.73	3.29	38.20	29.26	3.36	39.91	31.10	3.42	40.77	33.19	3.45	43.35	32.18	3.54	45.07	31.48	3.60
	86.0	34.74	28.91	3.50	36.46	28.50	3.56	38.18	30.39	3.62	39.04	32.50	3.65	41.61	31.58	3.75	43.33	30.93	3.81
	89.6	34.05	28.59	3.58	35.76	28.20	3.65	37.48	30.11	3.71	38.34	32.23	3.74	40.92	31.34	3.83	42.64	30.71	3.89
	95.0	33.00	28.10	3.72	34.72	27.74	3.78	36.44	29.69	3.84	37.30	31.83	3.87	39.88	30.98	3.97	41.60	30.38	4.03
	104.0	31.27	27.30	3.96	32.99	26.99	4.02	34.70	28.99	4.08	35.56	31.16	4.11	38.14	30.39	4.20	39.86	29.84	4.27
	109.4	30.22	26.83	4.11	31.94	26.55	4.17	33.66	28.58	4.23	34.52	30.76	4.26	37.10	30.04	4.36	38.82	29.52	4.42
	114.8	29.18	26.35	4.26	30.90	26.11	4.33	32.62	28.16	4.39	33.48	30.36	4.42	36.06	29.69	4.51	37.78	29.20	4.57
FTXS12L + CDXS15L + FTXS18L	68.0	38.21	30.69	3.12	39.93	30.17	3.18	41.65	31.97	3.24	42.51	34.06	3.27	45.09	32.97	3.36	46.81	32.21	3.43
	77.0	36.48	29.86	3.30	38.20	29.40	3.37	39.91	31.26	3.43	40.77	33.37	3.46	43.35	32.36	3.55	45.07	31.66	3.61
	86.0	34.74	29.05	3.51	36.46	28.63	3.57	38.18	30.55	3.63	39.04	32.69	3.66	41.61	31.76	3.76	43.33	31.11	3.82
	89.6	34.05	28.72	3.59	35.76	28.33	3.66	37.48	30.27	3.72	38.34	32.42	3.75	40.92	31.52	3.84	42.64	30.89	3.90
	95.0	33.00	28.24	3.73	34.72	27.88	3.79	36.44	29.85	3.85	37.30	32.02	3.88	39.88	31.17	3.98	41.60	30.57	4.04
	104.0	31.27	27.44	3.97	32.99	27.13	4.03	34.70	29.15	4.09	35.56	31.35	4.12	38.14	30.58	4.22	39.86	30.03	4.28
	109.4	30.22	26.97	4.12	31.94	26.69	4.18	33.66	28.74	4.24	34.52	30.95	4.27	37.10	30.23	4.37	38.82	29.71	4.43
	114.8	29.18	26.49	4.28	30.90	26.25	4.34	32.62	28.33	4.40	33.48	30.55	4.43	36.06	29.88	4.52	37.78	29.39	4.59
FTXS12L + CDXS15L + CDXS18L	68.0	37.60	28.72	3.19	39.29	28.22	3.25	40.98	29.71	3.32	41.83	31.48	3.35	44.36	30.40	3.44	46.05	29.64	3.51
	77.0	35.89	27.88	3.38	37.58	27.44	3.44	39.27	28.99	3.51	40.12	30.78	3.54	42.65	29.78	3.63	44.34	29.08	3.70
	86.0	34.18	27.06	3.59	35.87	26.66	3.65	37.56	28.27	3.72	38.41	30.08	3.75	40.95	29.17	3.84	42.64	28.52	3.91
	89.6	33.50	26.73	3.68	35.19	26.36	3.74	36.88	27.98	3.80	37.73	29.81	3.84	40.26	28.93	3.93	41.95	28.30	4.00
	95.0	32.47	26.24	3.82	34.16	25.90	3.88	35.85	27.55	3.94	36.70	29.40	3.97	39.24	28.57	4.07	40.93	27.97	4.13
	104.0	30.76	25.43	4.06	32.45	25.14	4.12	34.15	26.85	4.19	34.99	28.72	4.22	37.53	27.97	4.31	39.22	27.42	4.38
	109.4	29.74	24.95	4.21	31.43	24.70	4.28	33.12	26.43	4.34	33.97	28.32	4.37	36.50	27.61	4.47	38.19	27.10	4.53
	114.8	28.71	24.48	4.37	30.40	24.25	4.44	32.10	26.02	4.50	32.94	27.92	4.53	35.48	27.26	4.63	37.17	26.78	4.69
FDXS12L + FTXS15L + FTXS18L	68.0	38.21	31.70	3.00	39.93	31.17	3.06	41.65	33.17	3.12	42.51	35.45	3.15	45.09	34.36	3.24	46.81	33.61	3.30
	77.0	36.48	30.89	3.18	38.20	30.42	3.24	39.91	32.46	3.30	40.77	34.77	3.33	43.35	33.76	3.42	45.07	33.07	3.48
	86.0	34.74	30.09	3.38	36.46	29.67	3.44	38.18	31.77	3.50	39.04	34.10	3.53	41.61	33.17	3.62	43.33	32.53	3.68
	89.6	34.05	29.77	3.46	35.76	29.37	3.52	37.48	31.49	3.58	38.34	33.83	3.61	40.92	32.94	3.70	42.64	32.31	3.76
	95.0	33.00	29.29	3.59	34.72	28.92	3.65	36.44	31.08	3.71	37.30	33.44	3.74	39.88	32.59	3.83	41.60	31.99	3.89
	104.0	31.27	28.50	3.82	32.99	28.19	3.88	34.70	30.39	3.94	35.56	32.78	3.97	38.14	32.01	4.06	39.86	31.47	4.12
	109.4	30.22	28.04	3.97	31.94	27.75	4.03	33.66	29.99	4.09	34.52	32.39	4.12	37.10	31.66	4.21	38.82	31.15	4.27
	114.8	29.18	27.57	4.12	30.90	27.31	4.18	32.62	29.58	4.24	33.48	32.00	4.27	36.06	31.32	4.36	37.78	30.84	4.42
FDXS12L + FTXS15L + CDXS18L	68.0	37.60	29.69	3.02	39.29	29.18	3.08	40.98	30.86	3.14	41.83	32.82	3.17	44.36	31.75	3.26	46.05	31.00	3.32
	77.0	35.89	28.87	3.20	37.58	28.42	3.26	39.27	30.15	3.32	40.12	32.14	3.35	42.65	31.14	3.44	44.34	30.45	3.50
	86.0	34.18	28.06	3.40	35.87	27.66	3.46	37.56	29.45	3.52	38.41	31.46	3.55	40.95	30.54	3.64	42.64	29.90	3.70
	89.6	33.50	27.74	3.48	35.19	27.36	3.54	36.88	29.17	3.60	37.73	31.19	3.63	40.26	30.31	3.72	41.95	29.69	3.78
	95.0	32.47	27.26	3.61	34.16	26.91	3.67	35.85	28.75	3.73	36.70	30.79	3.76	39.24	29.95	3.85	40.93	29.36	3.91
	104.0	30.76	26.47	3.84	32.45	26.17	3.90	34.15	28.06	3.96	34.99	30.12	3.99	37.53	29.37	4.09	39.22	28.83	4.15
	109.4	29.74	26.00	3.99	31.43	25.73	4.05	33.12	27.65	4.11	33.97	29.73	4.14	36.50	29.02	4.23	38.19	28.51	4.29
	114.8	28.71	25.53	4.14	30.40	25.29	4.20	32.10	27.24	4.26	32.94	29.34	4.29	35.48	28.67	4.38	37.17	28.20	4.44

Combination (Capacity)	Outdoor air temp. EDB	Indoor air temp.:EWB																		
		57.2			60.8			64.4			67.0			71.6			75.2		
		TC	SHC	PI	TC	SHC	PI	TC	SHC	PI	TC	SHC	PI	TC	SHC	PI	TC	SHC	PI
		kBtu/h	kBtu/h	kW	kBtu/h	kBtu/h	kW	kBtu/h	kBtu/h	kW	kBtu/h	kBtu/h	kW	kBtu/h	kBtu/h	kW	kBtu/h	kBtu/h	kW
FDXS12L + CDXS15L + FTXS18L	68.0	37.60	29.82	3.04	39.29	29.31	3.10	40.98	31.02	3.16	41.83	33.00	3.19	44.36	31.93	3.28	46.05	31.18	3.34
	77.0	35.89	29.00	3.22	37.58	28.55	3.28	39.27	30.31	3.34	40.12	32.32	3.37	42.65	31.32	3.46	44.34	30.63	3.52
	86.0	34.18	28.20	3.42	35.87	27.79	3.48	37.56	29.61	3.54	38.41	31.64	3.57	40.95	30.73	3.66	42.64	30.09	3.72
	89.6	33.50	27.88	3.50	35.19	27.49	3.56	36.88	29.33	3.62	37.73	31.37	3.65	40.26	30.49	3.74	41.95	29.87	3.80
	95.0	32.47	27.40	3.63	34.16	27.05	3.69	35.85	28.91	3.75	36.70	30.97	3.78	39.24	30.14	3.87	40.93	29.55	3.94
	104.0	30.76	26.61	3.86	32.45	26.31	3.93	34.15	28.22	3.99	34.99	30.31	4.02	37.53	29.56	4.11	39.22	29.02	4.17
	109.4	29.74	26.14	4.01	31.43	25.87	4.07	33.12	27.82	4.13	33.97	29.92	4.16	36.50	29.21	4.25	38.19	28.70	4.31
	114.8	28.71	25.67	4.17	30.40	25.43	4.23	32.10	27.41	4.29	32.94	29.53	4.32	35.48	28.86	4.41	37.17	28.39	4.47
FDXS12L + CDXS15L + CDXS18L	68.0	36.88	27.82	3.16	38.54	27.34	3.23	40.20	28.73	3.29	41.03	30.39	3.32	43.52	29.33	3.42	45.18	28.59	3.48
	77.0	35.21	26.99	3.35	36.86	26.56	3.42	38.52	28.01	3.48	39.35	29.70	3.51	41.84	28.72	3.61	43.50	28.03	3.67
	86.0	33.53	26.18	3.56	35.19	25.80	3.62	36.85	27.30	3.69	37.68	29.01	3.72	40.16	28.11	3.81	41.82	27.47	3.88
	89.6	32.86	25.85	3.65	34.52	25.49	3.71	36.18	27.02	3.78	37.01	28.74	3.81	39.49	27.87	3.90	41.15	27.26	3.96
	95.0	31.85	25.37	3.79	33.51	25.04	3.85	35.17	26.59	3.91	36.00	28.33	3.94	38.49	27.52	4.04	40.15	26.93	4.10
	104.0	30.18	24.57	4.03	31.84	24.29	4.09	33.49	25.90	4.15	34.32	27.66	4.19	36.81	26.92	4.28	38.47	26.39	4.34
	109.4	29.17	24.10	4.18	30.83	23.85	4.24	32.49	25.48	4.31	33.32	27.26	4.34	35.81	26.57	4.43	37.46	26.07	4.50
	114.8	28.17	23.63	4.34	29.82	23.41	4.40	31.48	25.07	4.47	32.31	26.87	4.50	34.80	26.22	4.59	36.46	25.75	4.66
FTXS12L + FTXS18L + FTXS18L	68.0	38.93	32.76	2.73	40.68	32.22	2.78	42.43	34.34	2.84	43.31	36.75	2.87	45.93	35.64	2.95	47.68	34.88	3.17
	77.0	37.16	31.94	2.89	38.91	31.46	2.95	40.66	33.63	3.00	41.54	36.07	3.03	44.16	35.04	3.11	45.92	34.33	3.17
	86.0	35.39	31.13	3.07	37.14	30.70	3.13	38.89	32.92	3.18	39.77	35.39	3.21	42.40	34.44	3.29	44.15	33.79	3.35
	89.6	34.68	30.81	3.15	36.44	30.40	3.20	38.19	32.64	3.26	39.06	35.12	3.29	41.69	34.20	3.37	43.44	33.57	3.42
	95.0	33.62	30.32	3.27	35.37	29.94	3.32	37.12	32.22	3.38	38.00	34.72	3.40	40.63	33.85	3.49	42.38	33.25	3.54
	104.0	31.85	29.53	3.48	33.60	29.20	3.53	35.36	31.53	3.59	36.23	34.05	3.61	38.86	33.26	3.69	40.61	32.71	3.75
	109.4	30.79	29.05	3.61	32.54	28.76	3.66	34.29	31.12	3.72	35.17	33.65	3.74	37.80	32.91	3.83	39.55	32.39	3.88
	114.8	29.73	28.58	3.75	31.48	28.31	3.80	33.23	30.71	3.86	34.11	33.26	3.88	36.73	32.57	3.96	38.48	32.08	4.02
FTXS12L + FTXS18L + CDXS18L	68.0	38.21	30.69	3.05	39.93	30.17	3.11	41.65	31.97	3.17	42.51	34.06	3.20	45.09	32.97	3.29	46.81	32.21	3.36
	77.0	36.48	29.86	3.24	38.20	29.40	3.30	39.91	31.26	3.36	40.77	33.37	3.39	43.35	32.36	3.48	45.07	31.66	3.54
	86.0	34.74	29.05	3.44	36.46	28.63	3.50	38.18	30.55	3.56	39.04	32.69	3.59	41.61	31.76	3.68	43.33	31.11	3.74
	89.6	34.05	28.72	3.52	35.76	28.33	3.58	37.48	30.27	3.64	38.34	32.42	3.67	40.92	31.52	3.76	42.64	30.89	3.82
	95.0	33.00	28.24	3.65	34.72	27.88	3.71	36.44	29.85	3.77	37.30	32.02	3.80	39.88	31.17	3.90	41.60	30.57	3.96
	104.0	31.27	27.44	3.89	32.99	27.13	3.95	34.70	29.15	4.01	35.56	31.35	4.04	38.14	30.58	4.13	39.86	30.03	4.19
	109.4	30.22	26.97	4.03	31.94	26.69	4.09	33.66	28.74	4.15	34.52	30.95	4.19	37.10	30.23	4.28	38.82	29.71	4.34
	114.8	29.18	26.49	4.19	30.90	26.25	4.25	32.62	28.33	4.31	33.48	30.55	4.34	36.06	29.88	4.43	37.78	29.39	4.49
FTXS12L + CDXS18L + CDXS18L	68.0	37.60	28.72	3.18	39.29	28.22	3.24	40.98	29.71	3.31	41.83	31.48	3.34	44.36	30.40	3.43	46.05	29.64	3.50
	77.0	35.89	27.88	3.37	37.58	27.44	3.43	39.27	28.99	3.50	40.12	30.78	3.53	42.65	29.78	3.62	44.34	29.08	3.69
	86.0	34.18	27.06	3.58	35.87	26.66	3.64	37.56	28.27	3.71	38.41	30.08	3.74	40.95	29.17	3.83	42.64	28.52	3.90
	89.6	33.50	26.73	3.67	35.19	26.36	3.73	36.88	27.98	3.79	37.73	29.81	3.83	40.26	28.93	3.92	41.95	28.30	3.98
	95.0	32.47	26.24	3.81	34.16	25.90	3.87	35.85	27.55	3.93	36.70	29.40	3.96	39.24	28.57	4.06	40.93	27.97	4.12
	104.0	30.76	25.43	4.05	32.45	25.14	4.11	34.15	26.85	4.18	34.99	28.72	4.21	37.53	27.97	4.30	39.22	27.42	4.37
	109.4	29.74	24.95	4.20	31.43	24.70	4.27	33.12	26.43	4.33	33.97	28.32	4.36	36.50	27.61	4.46	38.19	27.10	4.52
	114.8	28.71	24.48	4.36	30.40	24.25	4.43	32.10	26.02	4.49	32.94	27.92	4.52	35.48	27.26	4.62	37.17	26.78	4.68
FDXS12L + FTXS18L + FTXS18L	68.0	38.21	31.84	3.00	39.93	31.31	3.06	41.65	33.33	3.12	42.51	35.63	3.15	45.09	34.54	3.24	46.81	33.80	3.30
	77.0	36.48	31.03	3.18	38.20	30.55	3.24	39.91	32.63	3.30	40.77	34.96	3.33	43.35	33.95	3.42	45.07	33.25	3.48
	86.0	34.74	30.23	3.38	36.46	29.80	3.44	38.18	31.93	3.50	39.04	34.29	3.53	41.61	33.36	3.62	43.33	32.72	3.68
	89.6	34.05	29.91	3.46	35.76	29.51	3.52	37.48	31.65	3.58	38.34	34.02	3.61	40.92	33.13	3.70	42.64	32.50	3.76
	95.0	33.00	29.43	3.59	34.72	29.06	3.65	36.44	31.24	3.71	37.30	33.63	3.74	39.88	32.78	3.83	41.60	32.19	3.89
	104.0	31.27	28.65	3.82	32.99	28.33	3.88	34.70	30.56	3.94	35.56	32.97	3.97	38.14	32.20	4.06	39.86	31.66	4.12
	109.4	30.22	28.18	3.97	31.94	27.89	4.03	33.66	30.15	4.09	34.52	32.58	4.12	37.10	31.85	4.21	38.82	31.34	4.27
	114.8	29.18	27.71	4.12	30.90	27.45	4.18	32.62	29.75	4.24	33.48	32.19	4.27	36.06	31.51	4.36	37.78	31.03	4.42

Combination (Capacity)	Outdoor air temp. EDB	Indoor air temp.:EWB																		
		57.2			60.8			64.4			67.0			71.6			75.2		
		TC	SHC	PI	TC	SHC	PI	TC	SHC	PI	TC	SHC	PI	TC	SHC	PI	TC	SHC	PI
		kBtu/h	kBtu/h	kW	kBtu/h	kBtu/h	kW	kBtu/h	kBtu/h	kW	kBtu/h	kBtu/h	kW	kBtu/h	kBtu/h	kW	kBtu/h	kBtu/h	kW
FDXS12L + FTXS18L + CDXS18L	68.0	37.60	29.82	3.03	39.29	29.31	3.09	40.98	31.02	3.15	41.83	33.00	3.18	44.36	31.93	3.27	46.05	31.18	3.33
	77.0	35.89	29.00	3.21	37.58	28.55	3.27	39.27	30.31	3.33	40.12	32.32	3.36	42.65	31.32	3.45	44.34	30.63	3.51
	86.0	34.18	28.20	3.41	35.87	27.79	3.47	37.56	29.61	3.53	38.41	31.64	3.56	40.95	30.73	3.65	42.64	30.09	3.71
	89.6	33.50	27.88	3.49	35.19	27.49	3.55	36.88	29.33	3.61	37.73	31.37	3.64	40.26	30.49	3.73	41.95	29.87	3.79
	95.0	32.47	27.40	3.62	34.16	27.05	3.68	35.85	28.91	3.74	36.70	30.97	3.77	39.24	30.14	3.86	40.93	29.55	3.92
	104.0	30.76	26.61	3.85	32.45	26.31	3.92	34.15	28.22	3.98	34.99	30.31	4.01	37.53	29.56	4.10	39.22	29.02	4.16
	109.4	29.74	26.14	4.00	31.43	25.87	4.06	33.12	27.82	4.12	33.97	29.92	4.15	36.50	29.21	4.24	38.19	28.70	4.30
	114.8	28.71	25.67	4.15	30.40	25.43	4.21	32.10	27.41	4.27	32.94	29.53	4.30	35.48	28.86	4.40	37.17	28.39	4.46
FDXS12L + CDXS18L + CDXS18L	68.0	36.88	27.82	3.16	38.54	27.34	3.22	40.20	28.73	3.28	41.03	30.39	3.31	43.52	29.33	3.41	45.18	28.59	3.47
	77.0	35.21	26.99	3.35	36.86	26.56	3.41	38.52	28.01	3.47	39.35	29.70	3.50	41.84	28.72	3.60	43.50	28.03	3.66
	86.0	33.53	26.18	3.55	35.19	25.80	3.62	36.85	27.30	3.68	37.68	29.01	3.71	40.16	28.11	3.80	41.82	27.47	3.87
	89.6	32.86	25.85	3.64	34.52	25.49	3.70	36.18	27.02	3.77	37.01	28.74	3.80	39.49	27.87	3.89	41.15	27.26	3.95
	95.0	31.85	25.37	3.78	33.51	25.04	3.84	35.17	26.59	3.90	36.00	28.33	3.93	38.49	27.52	4.03	40.15	26.93	4.09
	104.0	30.18	24.57	4.02	31.84	24.29	4.08	33.49	25.90	4.14	34.32	27.66	4.18	36.81	26.92	4.27	38.47	26.39	4.33
	109.4	29.17	24.10	4.17	30.83	23.85	4.23	32.49	25.48	4.30	33.32	27.26	4.33	35.81	26.57	4.42	37.46	26.07	4.49
	114.8	28.17	23.63	4.33	29.82	23.41	4.39	31.48	25.07	4.46	32.31	26.87	4.49	34.80	26.22	4.58	36.46	25.75	4.64
FTXS15L + FTXS15L + FTXS15L	68.0	38.93	34.72	2.76	40.68	34.16	2.82	42.43	36.63	2.87	43.31	39.40	2.90	45.93	38.29	2.98	47.68	37.54	3.20
	77.0	37.16	33.91	2.93	38.91	33.41	2.98	40.66	35.94	3.04	41.54	38.73	3.07	44.16	37.70	3.15	45.92	37.01	3.20
	86.0	35.39	33.12	3.11	37.14	32.67	3.16	38.89	35.25	3.22	39.77	38.07	3.25	42.40	37.12	3.33	44.15	36.48	3.39
	89.6	34.68	32.80	3.19	36.44	32.38	3.24	38.19	34.97	3.30	39.06	37.81	3.32	41.69	36.89	3.41	43.44	36.27	3.46
	95.0	33.62	32.33	3.31	35.37	31.94	3.36	37.12	34.57	3.42	38.00	37.41	3.44	40.63	36.54	3.53	42.38	35.95	3.58
	104.0	31.85	31.55	3.52	33.60	31.21	3.57	35.36	33.89	3.63	36.23	36.23	3.65	38.86	35.97	3.74	40.61	35.43	3.79
	109.4	30.79	30.79	3.65	32.54	30.77	3.71	34.29	33.48	3.76	35.17	35.17	3.79	37.80	35.63	3.87	39.55	35.12	3.93
	114.8	29.73	29.73	3.79	31.48	30.34	3.85	33.23	33.08	3.90	34.11	34.11	3.93	36.73	35.29	4.01	38.48	34.81	4.07
FTXS15L + FTXS15L + CDXS15L	68.0	38.21	32.73	3.04	39.93	32.19	3.10	41.65	34.38	3.16	42.51	36.85	3.19	45.09	35.76	3.28	46.81	35.02	3.52
	77.0	36.48	31.93	3.22	38.20	31.45	3.28	39.91	33.69	3.34	40.77	36.18	3.37	43.35	35.17	3.46	45.07	34.48	3.52
	86.0	34.74	31.14	3.42	36.46	30.71	3.48	38.18	33.00	3.54	39.04	35.52	3.57	41.61	34.59	3.66	43.33	33.95	3.72
	89.6	34.05	30.82	3.50	35.76	30.42	3.56	37.48	32.73	3.62	38.34	35.26	3.65	40.92	34.36	3.74	42.64	33.74	3.80
	95.0	33.00	30.35	3.63	34.72	29.98	3.69	36.44	32.32	3.75	37.30	34.87	3.78	39.88	34.02	3.87	41.60	33.43	3.94
	104.0	31.27	29.58	3.86	32.99	29.25	3.93	34.70	31.64	3.99	35.56	34.22	4.02	38.14	33.45	4.11	39.86	32.91	4.17
	109.4	30.22	29.11	4.01	31.94	28.82	4.07	33.66	31.24	4.13	34.52	33.83	4.16	37.10	33.11	4.25	38.82	32.60	4.31
	114.8	29.18	28.65	4.17	30.90	28.39	4.23	32.62	30.84	4.29	33.48	33.45	4.32	36.06	32.77	4.41	37.78	32.29	4.47
FTXS15L + CDXS15L + CDXS15L	68.0	37.60	30.82	3.01	39.29	30.30	3.07	40.98	32.20	3.13	41.83	34.37	3.16	44.36	33.30	3.25	46.05	32.56	3.31
	77.0	35.89	30.02	3.19	37.58	29.55	3.25	39.27	31.50	3.31	40.12	33.70	3.34	42.65	32.71	3.43	44.34	32.02	3.49
	86.0	34.18	29.22	3.39	35.87	28.81	3.45	37.56	30.81	3.51	38.41	33.04	3.54	40.95	32.13	3.63	42.64	31.49	3.69
	89.6	33.50	28.91	3.47	35.19	28.52	3.53	36.88	30.54	3.59	37.73	32.78	3.62	40.26	31.89	3.71	41.95	31.28	3.77
	95.0	32.47	28.44	3.60	34.16	28.08	3.66	35.85	30.13	3.72	36.70	32.38	3.75	39.24	31.55	3.84	40.93	30.96	3.90
	104.0	30.76	27.66	3.83	32.45	27.35	3.89	34.15	29.45	3.95	34.99	31.73	3.98	37.53	30.97	4.07	39.22	30.44	4.13
	109.4	29.74	27.20	3.98	31.43	26.92	4.04	33.12	29.05	4.10	33.97	31.34	4.13	36.50	30.63	4.22	38.19	30.13	4.28
	114.8	28.71	26.73	4.13	30.40	26.49	4.19	32.10	28.65	4.25	32.94	30.96	4.28	35.48	30.29	4.37	37.17	29.82	4.43
CDXS15L + CDXS15L + CDXS15L	68.0	36.88	28.90	3.16	38.54	28.41	3.23	40.20	30.02	3.29	41.03	31.89	3.32	43.52	30.84	3.42	45.18	30.10	3.48
	77.0	35.21	28.10	3.35	36.86	27.65	3.42	38.52	29.32	3.48	39.35	31.22	3.51	41.84	30.24	3.61	43.50	29.56	3.67
	86.0	33.53	27.30	3.56	35.19	26.91	3.62	36.85	28.62	3.69	37.68	30.55	3.72	40.16	29.66	3.81	41.82	29.02	3.88
	89.6	32.86	26.98	3.65	34.52	26.61	3.71	36.18	28.35	3.78	37.01	30.29	3.81	39.49	29.42	3.90	41.15	28.81	3.96
	95.0	31.85	26.51	3.79	33.51	26.17	3.85	35.17	27.94	3.91	36.00	29.89	3.94	38.49	29.07	4.04	40.15	28.49	4.10
	104.0	30.18	25.73	4.03	31.84	25.44	4.09	33.49	27.26	4.15	34.32	29.24	4.19	36.81	28.50	4.28	38.47	27.97	4.34
	109.4	29.17	25.27	4.18	30.83	25.01	4.24	32.49	26.85	4.31	33.32	28.85	4.34	35.81	28.15	4.43	37.46	27.65	4.50
	114.8	28.17	24.81	4.34	29.82	24.58	4.40	31.48	26.45	4.47	32.31	28.46	4.50	34.80	27.81	4.59	36.46	27.34	4.66

Combination (Capacity)	Outdoor air temp. EDB	Indoor air temp.:EWB																	
		57.2			60.8			64.4			67.0			71.6			75.2		
		TC	SHC	PI	TC	SHC	PI	TC	SHC	PI	TC	SHC	PI	TC	SHC	PI	TC	SHC	PI
		kBtu/h	kBtu/h	kW	kBtu/h	kBtu/h	kW	kBtu/h	kBtu/h	kW	kBtu/h	kBtu/h	kW	kBtu/h	kBtu/h	kW	kBtu/h	kBtu/h	kW
FTXS15L + FTXS15L + FTXS18L	68.0	38.93	34.86	2.76	40.68	34.30	2.82	42.43	36.80	2.87	43.31	39.59	2.90	45.93	38.48	2.98	47.68	37.73	3.20
	77.0	37.16	34.06	2.93	38.91	33.55	2.98	40.66	36.10	3.04	41.54	38.92	3.07	44.16	37.90	3.15	45.92	37.20	3.20
	86.0	35.39	33.26	3.11	37.14	32.81	3.16	38.89	35.42	3.22	39.77	38.26	3.25	42.40	37.31	3.33	44.15	36.67	3.39
	89.6	34.68	32.95	3.19	36.44	32.52	3.24	38.19	35.14	3.30	39.06	38.00	3.32	41.69	37.08	3.41	43.44	36.46	3.46
	95.0	33.62	32.47	3.31	35.37	32.08	3.36	37.12	34.73	3.42	38.00	37.61	3.44	40.63	36.74	3.53	42.38	36.14	3.58
	104.0	31.85	31.69	3.52	33.60	31.35	3.57	35.36	34.06	3.63	36.23	36.23	3.65	38.86	36.16	3.74	40.61	35.62	3.79
	109.4	30.79	30.79	3.65	32.54	30.91	3.71	34.29	33.65	3.76	35.17	35.17	3.79	37.80	35.82	3.87	39.55	35.31	3.93
	114.8	29.73	29.73	3.79	31.48	30.48	3.85	33.23	33.23	3.90	34.11	34.11	3.93	36.73	35.48	4.01	38.48	35.00	4.07
FTXS15L + FTXS15L + CDXS18L	68.0	38.21	32.73	3.03	39.93	32.19	3.09	41.65	34.38	3.15	42.51	36.85	3.18	45.09	35.76	3.27	46.81	35.02	3.51
	77.0	36.48	31.93	3.21	38.20	31.45	3.27	39.91	33.69	3.33	40.77	36.18	3.36	43.35	35.17	3.45	45.07	34.48	3.51
	86.0	34.74	31.14	3.41	36.46	30.71	3.47	38.18	33.00	3.53	39.04	35.52	3.56	41.61	34.59	3.65	43.33	33.95	3.71
	89.6	34.05	30.82	3.49	35.76	30.42	3.55	37.48	32.73	3.61	38.34	35.26	3.64	40.92	34.36	3.73	42.64	33.74	3.79
	95.0	33.00	30.35	3.62	34.72	29.98	3.68	36.44	32.32	3.74	37.30	34.87	3.77	39.88	34.02	3.86	41.60	33.43	3.92
	104.0	31.27	29.58	3.85	32.99	29.25	3.92	34.70	31.64	3.98	35.56	34.22	4.01	38.14	33.45	4.10	39.86	32.91	4.16
	109.4	30.22	29.11	4.00	31.94	28.82	4.06	33.66	31.24	4.12	34.52	33.83	4.15	37.10	33.11	4.24	38.82	32.60	4.30
	114.8	29.18	28.65	4.15	30.90	28.39	4.21	32.62	30.84	4.27	33.48	33.45	4.30	36.06	32.77	4.40	37.78	32.29	4.46
FTXS15L + CDXS15L + FTXS18L	68.0	38.21	32.87	3.04	39.93	32.33	3.10	41.65	34.54	3.16	42.51	37.04	3.19	45.09	35.95	3.28	46.81	35.21	3.52
	77.0	36.48	32.07	3.22	38.20	31.59	3.28	39.91	33.85	3.34	40.77	36.37	3.37	43.35	35.36	3.46	45.07	34.67	3.52
	86.0	34.74	31.28	3.42	36.46	30.85	3.48	38.18	33.16	3.54	39.04	35.71	3.57	41.61	34.78	3.66	43.33	34.15	3.72
	89.6	34.05	30.97	3.50	35.76	30.56	3.56	37.48	32.89	3.62	38.34	35.45	3.65	40.92	34.55	3.74	42.64	33.94	3.80
	95.0	33.00	30.50	3.63	34.72	30.12	3.69	36.44	32.48	3.75	37.30	35.06	3.78	39.88	34.21	3.87	41.60	33.62	3.94
	104.0	31.27	29.72	3.86	32.99	29.39	3.93	34.70	31.81	3.99	35.56	34.41	4.02	38.14	33.64	4.11	39.86	33.10	4.17
	109.4	30.22	29.26	4.01	31.94	28.96	4.07	33.66	31.41	4.13	34.52	34.03	4.16	37.10	33.30	4.25	38.82	32.79	4.31
	114.8	29.18	28.80	4.17	30.90	28.53	4.23	32.62	31.01	4.29	33.48	33.48	4.32	36.06	32.96	4.41	37.78	32.48	4.47
FTXS15L + CDXS15L + CDXS18L	68.0	37.60	30.82	3.06	39.29	30.30	3.12	40.98	32.20	3.18	41.83	34.37	3.21	44.36	33.30	3.30	46.05	32.56	3.36
	77.0	35.89	30.02	3.24	37.58	29.55	3.30	39.27	31.50	3.37	40.12	33.70	3.40	42.65	32.71	3.49	44.34	32.02	3.55
	86.0	34.18	29.22	3.44	35.87	28.81	3.51	37.56	30.81	3.57	38.41	33.04	3.60	40.95	32.13	3.69	42.64	31.49	3.75
	89.6	33.50	28.91	3.53	35.19	28.52	3.59	36.88	30.54	3.65	37.73	32.78	3.68	40.26	31.89	3.77	41.95	31.28	3.83
	95.0	32.47	28.44	3.66	34.16	28.08	3.72	35.85	30.13	3.78	36.70	32.38	3.81	39.24	31.55	3.91	40.93	30.96	3.97
	104.0	30.76	27.66	3.90	32.45	27.35	3.96	34.15	29.45	4.02	34.99	31.73	4.05	37.53	30.97	4.14	39.22	30.44	4.20
	109.4	29.74	27.20	4.04	31.43	26.92	4.10	33.12	29.05	4.17	33.97	31.34	4.20	36.50	30.63	4.29	38.19	30.13	4.35
	114.8	28.71	26.73	4.20	30.40	26.49	4.26	32.10	28.65	4.32	32.94	30.96	4.35	35.48	30.29	4.44	37.17	29.82	4.50
CDXS15L + CDXS15L + FTXS18L	68.0	37.60	30.96	3.08	39.29	30.44	3.14	40.98	32.36	3.20	41.83	34.56	3.23	44.36	33.48	3.32	46.05	32.75	3.38
	77.0	35.89	30.16	3.26	37.58	29.69	3.32	39.27	31.66	3.38	40.12	33.89	3.41	42.65	32.90	3.51	44.34	32.21	3.57
	86.0	34.18	29.36	3.46	35.87	28.95	3.52	37.56	30.98	3.58	38.41	33.23	3.62	40.95	32.31	3.71	42.64	31.68	3.77
	89.6	33.50	29.05	3.55	35.19	28.66	3.61	36.88	30.70	3.67	37.73	32.96	3.70	40.26	32.08	3.79	41.95	31.47	3.85
	95.0	32.47	28.58	3.68	34.16	28.22	3.74	35.85	30.29	3.80	36.70	32.57	3.83	39.24	31.74	3.93	40.93	31.15	3.99
	104.0	30.76	27.80	3.92	32.45	27.49	3.98	34.15	29.62	4.04	34.99	31.92	4.07	37.53	31.16	4.16	39.22	30.63	4.22
	109.4	29.74	27.34	4.07	31.43	27.06	4.13	33.12	29.22	4.19	33.97	31.54	4.22	36.50	30.82	4.31	38.19	30.32	4.37
	114.8	28.71	26.88	4.22	30.40	26.63	4.28	32.10	28.82	4.34	32.94	31.15	4.37	35.48	30.48	4.47	37.17	30.01	4.53
CDXS15L + CDXS15L + CDXS18L	68.0	36.88	28.90	3.09	38.54	28.41	3.15	40.20	30.02	3.21	41.03	31.89	3.25	43.52	30.84	3.34	45.18	30.10	3.40
	77.0	35.21	28.10	3.28	36.86	27.65	3.34	38.52	29.32	3.40	39.35	31.22	3.43	41.84	30.24	3.52	43.50	29.56	3.59
	86.0	33.53	27.30	3.48	35.19	26.91	3.54	36.85	28.62	3.60	37.68	30.55	3.63	40.16	29.66	3.73	41.82	29.02	3.79
	89.6	32.86	26.98	3.57	34.52	26.61	3.63	36.18	28.35	3.69	37.01	30.29	3.72	39.49	29.42	3.81	41.15	28.81	3.87
	95.0	31.85	26.51	3.70	33.51	26.17	3.76	35.17	27.94	3.82	36.00	29.89	3.85	38.49	29.07	3.95	40.15	28.49	4.01
	104.0	30.18	25.73	3.94	31.84	25.44	4.00	33.49	27.26	4.06	34.32	29.24	4.09	36.81	28.50	4.18	38.47	27.97	4.24
	109.4	29.17	25.27	4.09	30.83	25.01	4.15	32.49	26.85	4.21	33.32	28.85	4.24	35.81	28.15	4.33	37.46	27.65	4.39
	114.8	28.17	24.81	4.24	29.82	24.58	4.30	31.48	26.45	4.37	32.31	28.46	4.40	34.80	27.81	4.49	36.46	27.34	4.55

Combination (Capacity)	Outdoor air temp. EDB	Indoor air temp.:EWB																		
		57.2			60.8			64.4			67.0			71.6			75.2		
		TC	SHC	PI	TC	SHC	PI	TC	SHC	PI	TC	SHC	PI	TC	SHC	PI	TC	SHC	PI
		kBtu/h	kBtu/h	kW	kBtu/h	kBtu/h	kW	kBtu/h	kBtu/h	kW	kBtu/h	kBtu/h	kW	kBtu/h	kBtu/h	kW	kBtu/h	kBtu/h	kW
CTXS07L + CTXS07L + CTXS07L + CTXS07L	68.0	32.99	27.70	2.24	34.47	27.24	2.29	35.96	29.02	2.33	36.70	31.05	2.35	38.92	30.11	2.42	40.41	29.47	2.60
	77.0	31.49	27.00	2.38	32.97	26.59	2.42	34.46	28.42	2.46	35.20	30.47	2.49	37.42	29.60	2.55	38.91	29.00	2.60
	86.0	29.99	26.31	2.52	31.47	25.95	2.57	32.96	27.82	2.61	33.70	29.90	2.63	35.92	29.10	2.70	37.41	28.54	2.75
	89.6	29.39	26.04	2.58	30.87	25.69	2.63	32.36	27.58	2.67	33.10	29.67	2.70	35.32	28.90	2.76	36.81	28.36	2.81
	95.0	28.49	25.63	2.68	29.97	25.31	2.73	31.46	27.23	2.77	32.20	29.33	2.79	34.43	28.59	2.86	35.91	28.08	2.90
	104.0	26.99	24.95	2.85	28.48	24.68	2.90	29.96	26.64	2.94	30.70	28.76	2.96	32.93	28.10	3.03	34.41	27.63	3.08
	109.4	26.09	24.55	2.96	27.58	24.30	3.01	29.06	26.29	3.05	29.80	28.43	3.07	32.03	27.80	3.14	33.51	27.36	3.18
	114.8	25.19	24.15	3.07	26.68	23.93	3.12	28.16	25.94	3.16	28.90	28.09	3.19	31.13	27.51	3.25	32.61	27.09	3.30
CTXS07L + CTXS07L + CTXS07L + FTXS09L	68.0	34.42	28.63	2.46	35.97	28.15	2.51	37.52	29.96	2.56	38.29	32.03	2.58	40.62	31.05	2.65	42.16	30.37	2.70
	77.0	32.86	27.90	2.61	34.41	27.47	2.65	35.96	29.33	2.70	36.73	31.42	2.73	39.05	30.51	2.80	40.60	29.89	2.85
	86.0	31.29	27.18	2.77	32.84	26.80	2.82	34.39	28.70	2.86	35.16	30.82	2.89	37.49	29.98	2.96	39.03	29.40	3.01
	89.6	30.67	26.89	2.83	32.22	26.53	2.88	33.76	28.45	2.93	34.54	30.58	2.96	36.86	29.77	3.03	38.41	29.21	3.08
	95.0	29.73	26.46	2.94	31.28	26.13	2.99	32.83	28.08	3.04	33.60	30.22	3.06	35.92	29.46	3.14	37.47	28.92	3.19
	104.0	28.17	25.75	3.13	29.71	25.47	3.18	31.26	27.47	3.23	32.04	29.63	3.25	34.36	28.93	3.32	35.91	28.45	3.37
	109.4	27.23	25.33	3.25	28.77	25.07	3.30	30.32	27.10	3.35	31.10	29.28	3.37	33.42	28.62	3.44	34.97	28.16	3.49
	114.8	26.29	24.91	3.37	27.84	24.68	3.42	29.38	26.74	3.47	30.16	28.93	3.49	32.48	28.31	3.57	34.03	27.88	3.62
CTXS07L + CTXS07L + CTXS07L + FDXS09L	68.0	33.60	27.69	2.55	35.12	27.23	2.60	36.63	28.95	2.65	37.38	30.92	2.67	39.65	29.96	2.75	41.16	29.30	2.80
	77.0	32.08	26.98	2.70	33.59	26.56	2.75	35.10	28.33	2.80	35.85	30.33	2.83	38.12	29.44	2.90	39.63	28.83	2.95
	86.0	30.55	26.27	2.87	32.06	25.90	2.92	33.57	27.72	2.97	34.33	29.73	2.99	36.59	28.92	3.07	38.11	28.35	3.12
	89.6	29.94	25.99	2.94	31.45	25.64	2.99	32.96	27.47	3.04	33.72	29.50	3.06	35.98	28.71	3.14	37.49	28.16	3.19
	95.0	29.02	25.57	3.05	30.53	25.25	3.10	32.04	27.11	3.15	32.80	29.15	3.17	35.07	28.40	3.25	36.58	27.88	3.30
	104.0	27.49	24.88	3.24	29.01	24.60	3.29	30.52	26.51	3.34	31.27	28.57	3.37	33.54	27.89	3.44	35.05	27.41	3.49
	109.4	26.58	24.46	3.36	28.09	24.21	3.42	29.60	26.15	3.47	30.36	28.22	3.49	32.62	27.59	3.57	34.13	27.14	3.62
	114.8	25.66	24.05	3.49	27.17	23.83	3.54	28.68	25.79	3.59	29.44	27.88	3.62	31.71	27.28	3.70	33.22	26.86	3.75
CTXS07L + CTXS07L + CTXS07L + FTXS12L	68.0	36.68	29.67	2.74	38.33	29.17	2.79	39.98	30.94	2.85	40.80	32.98	2.87	43.27	31.94	2.96	44.92	31.21	3.01
	77.0	35.01	28.88	2.90	36.66	28.43	2.96	38.31	30.26	3.01	39.13	32.33	3.04	41.61	31.36	3.12	43.26	30.68	3.18
	86.0	33.34	28.10	3.08	34.99	27.70	3.14	36.64	29.58	3.19	37.47	31.67	3.22	39.94	30.78	3.30	41.59	30.16	3.36
	89.6	32.68	27.79	3.16	34.33	27.41	3.21	35.98	29.31	3.27	36.80	31.42	3.30	39.27	30.56	3.38	40.92	29.95	3.43
	95.0	31.68	27.33	3.28	33.33	26.98	3.33	34.98	28.91	3.39	35.80	31.03	3.41	38.27	30.21	3.50	39.92	29.64	3.55
	104.0	30.01	26.56	3.49	31.66	26.26	3.54	33.31	28.24	3.60	34.13	30.39	3.62	36.61	29.65	3.70	38.26	29.13	3.76
	109.4	29.01	26.11	3.62	30.66	25.84	3.67	32.31	27.85	3.73	33.13	30.01	3.76	35.61	29.32	3.84	37.26	28.82	3.89
	114.8	28.01	25.66	3.76	29.66	25.42	3.81	31.31	27.46	3.87	32.13	29.63	3.89	34.61	28.98	3.98	36.26	28.52	4.03
CTXS07L + CTXS07L + CTXS07L + FDXS12L	68.0	36.06	28.80	2.89	37.68	28.31	2.95	39.31	29.98	3.01	40.12	31.92	3.03	42.55	30.89	3.12	44.17	30.18	3.18
	77.0	34.42	28.02	3.06	36.05	27.58	3.12	37.67	29.31	3.18	38.48	31.27	3.21	40.91	30.32	3.30	42.53	29.65	3.35
	86.0	32.78	27.25	3.25	34.41	26.86	3.31	36.03	28.63	3.37	36.84	30.62	3.40	39.27	29.75	3.48	40.89	29.13	3.54
	89.6	32.13	26.94	3.33	33.75	26.57	3.39	35.37	28.37	3.45	36.18	30.37	3.48	38.62	29.52	3.57	40.24	28.93	3.62
	95.0	31.15	26.48	3.46	32.77	26.14	3.52	34.39	27.97	3.58	35.20	29.99	3.60	37.63	29.19	3.69	39.25	28.62	3.75
	104.0	29.51	25.73	3.68	31.13	25.44	3.74	32.75	27.31	3.80	33.56	29.35	3.82	35.99	28.63	3.91	37.62	28.11	3.97
	109.4	28.52	25.28	3.82	30.14	25.02	3.88	31.77	26.92	3.94	32.58	28.98	3.97	35.01	28.30	4.05	36.63	27.81	4.11
	114.8	27.54	24.83	3.97	29.16	24.60	4.02	30.78	26.53	4.08	31.59	28.60	4.11	34.03	27.97	4.20	35.65	27.51	4.25
CTXS07L + CTXS07L + CTXS07L + FTXS15L	68.0	38.93	32.90	2.72	40.68	32.36	2.78	42.43	34.50	2.83	43.31	36.94	2.86	45.93	35.83	2.94	47.68	35.07	3.16
	77.0	37.16	32.08	2.89	38.91	31.59	2.94	40.66	33.79	2.99	41.54	36.26	3.02	44.16	35.23	3.10	45.92	34.52	3.16
	86.0	35.39	31.27	3.06	37.14	30.84	3.12	38.89	33.09	3.17	39.77	35.58	3.20	42.40	34.63	3.28	44.15	33.98	3.34
	89.6	34.68	30.95	3.14	36.44	30.54	3.19	38.19	32.81	3.25	39.06	35.31	3.28	41.69	34.40	3.36	43.44	33.76	3.41
	95.0	33.62	30.47	3.26	35.37	30.09	3.31	37.12	32.39	3.37	38.00	34.91	3.39	40.63	34.04	3.47	42.38	33.44	3.53
	104.0	31.85	29.67	3.47	33.60	29.34	3.52	35.36	31.70	3.57	36.23	34.24	3.60	38.86	33.46	3.68	40.61	32.91	3.74
	109.4	30.79	29.20	3.60	32.54	28.90	3.65	34.29	31.29	3.71	35.17	33.85	3.73	37.80	33.11	3.82	39.55	32.59	3.87
	114.8	29.73	28.72	3.74	31.48	28.46	3.79	33.23	30.88	3.84	34.11	33.45	3.87	36.73	32.76	3.95	38.48	32.27	4.01

Combination (Capacity)	Outdoor air temp. EDB	Indoor air temp.:EWB																		
		57.2			60.8			64.4			67.0			71.6			75.2		
		TC	SHC	PI	TC	SHC	PI	TC	SHC	PI	TC	SHC	PI	TC	SHC	PI	TC	SHC	PI
		kBtu/h	kBtu/h	kW	kBtu/h	kBtu/h	kW	kBtu/h	kBtu/h	kW	kBtu/h	kBtu/h	kW	kBtu/h	kBtu/h	kW	kBtu/h	kBtu/h	kW
CTXS07L + CTXS07L + CTXS07L + CDXS15L	68.0	38.42	31.05	3.29	40.15	30.53	3.36	41.87	32.38	3.42	42.74	34.52	3.46	45.33	33.42	3.55	47.06	32.66	3.62
	77.0	36.67	30.23	3.49	38.40	29.76	3.56	40.13	31.66	3.62	40.99	33.83	3.65	43.58	32.81	3.75	45.31	32.11	3.82
	86.0	34.93	29.41	3.71	36.65	28.99	3.77	38.38	30.95	3.84	39.25	33.15	3.87	41.84	32.21	3.97	43.57	31.56	4.03
	89.6	34.23	29.08	3.80	35.96	28.69	3.86	37.68	30.67	3.93	38.55	32.87	3.96	41.14	31.97	4.06	42.87	31.34	4.13
	95.0	33.18	28.60	3.94	34.91	28.24	4.01	36.64	30.25	4.07	37.50	32.47	4.10	40.09	31.62	4.20	41.82	31.02	4.27
	104.0	31.43	27.80	4.19	33.16	27.49	4.26	34.89	29.56	4.32	35.75	31.80	4.36	38.35	31.03	4.45	40.07	30.48	4.52
	109.4	30.39	27.32	4.35	32.11	27.04	4.42	33.84	29.14	4.48	34.71	31.40	4.52	37.30	30.67	4.61	39.03	30.16	4.68
	114.8	29.34	26.85	4.52	31.07	26.60	4.58	32.79	28.73	4.65	33.66	31.00	4.68	36.25	30.33	4.78	37.98	29.84	4.85
CTXS07L + CTXS07L + CTXS07L + FTXS18L	68.0	38.93	33.04	2.73	40.68	32.50	2.78	42.43	34.66	2.84	43.31	37.13	2.87	45.93	36.02	2.95	47.68	35.26	3.17
	77.0	37.16	32.22	2.89	38.91	31.73	2.95	40.66	33.96	3.00	41.54	36.44	3.03	44.16	35.42	3.11	45.92	34.71	3.17
	86.0	35.39	31.41	3.07	37.14	30.98	3.13	38.89	33.25	3.18	39.77	35.77	3.21	42.40	34.82	3.29	44.15	34.17	3.35
	89.6	34.68	31.09	3.15	36.44	30.68	3.20	38.19	32.97	3.26	39.06	35.50	3.29	41.69	34.59	3.37	43.44	33.95	3.42
	95.0	33.62	30.61	3.27	35.37	30.23	3.32	37.12	32.56	3.38	38.00	35.10	3.40	40.63	34.23	3.49	42.38	33.63	3.54
	104.0	31.85	29.81	3.48	33.60	29.48	3.53	35.36	31.87	3.59	36.23	34.44	3.61	38.86	33.65	3.69	40.61	33.10	3.75
	109.4	30.79	29.34	3.61	32.54	29.04	3.66	34.29	31.46	3.72	35.17	34.04	3.74	37.80	33.30	3.83	39.55	32.78	3.88
	114.8	29.73	28.87	3.75	31.48	28.60	3.80	33.23	31.05	3.86	34.11	33.65	3.88	36.73	32.95	3.96	38.48	32.47	4.02
CTXS07L + CTXS07L + CTXS07L + CDXS18L	68.0	38.42	31.05	3.28	40.15	30.53	3.35	41.87	32.38	3.42	42.74	34.52	3.45	45.33	33.42	3.55	47.06	32.66	3.61
	77.0	36.67	30.23	3.48	38.40	29.76	3.55	40.13	31.66	3.61	40.99	33.83	3.65	43.58	32.81	3.74	45.31	32.11	3.81
	86.0	34.93	29.41	3.70	36.65	28.99	3.76	38.38	30.95	3.83	39.25	33.15	3.86	41.84	32.21	3.96	43.57	31.56	4.02
	89.6	34.23	29.08	3.79	35.96	28.69	3.85	37.68	30.67	3.92	38.55	32.87	3.95	41.14	31.97	4.05	42.87	31.34	4.12
	95.0	33.18	28.60	3.93	34.91	28.24	4.00	36.64	30.25	4.06	37.50	32.47	4.09	40.09	31.62	4.19	41.82	31.02	4.26
	104.0	31.43	27.80	4.18	33.16	27.49	4.25	34.89	29.56	4.31	35.75	31.80	4.35	38.35	31.03	4.44	40.07	30.48	4.51
	109.4	30.39	27.32	4.34	32.11	27.04	4.41	33.84	29.14	4.47	34.71	31.40	4.50	37.30	30.67	4.60	39.03	30.16	4.67
	114.8	29.34	26.85	4.51	31.07	26.60	4.57	32.79	28.73	4.64	33.66	31.00	4.67	36.25	30.33	4.77	37.98	29.84	4.83
CTXS07L + CTXS07L + CTXS07L + FTXS24L	68.0	38.93	33.56	2.74	40.68	33.01	2.79	42.43	35.28	2.85	43.31	37.83	2.87	45.93	36.72	2.96	47.68	35.97	3.18
	77.0	37.16	32.75	2.90	38.91	32.25	2.96	40.66	34.57	3.01	41.54	37.16	3.04	44.16	36.13	3.12	45.92	35.43	3.18
	86.0	35.39	31.94	3.08	37.14	31.50	3.14	38.89	33.87	3.19	39.77	36.49	3.22	42.40	35.54	3.30	44.15	34.89	3.36
	89.6	34.68	31.62	3.16	36.44	31.20	3.21	38.19	33.60	3.27	39.06	36.22	3.30	41.69	35.30	3.38	43.44	34.67	3.43
	95.0	33.62	31.14	3.28	35.37	30.76	3.33	37.12	33.18	3.39	38.00	35.82	3.41	40.63	34.95	3.50	42.38	34.35	3.55
	104.0	31.85	30.35	3.49	33.60	30.02	3.54	35.36	32.50	3.60	36.23	35.16	3.62	38.86	34.37	3.70	40.61	33.82	3.76
	109.4	30.79	29.88	3.62	32.54	29.58	3.67	34.29	32.09	3.73	35.17	34.77	3.76	37.80	34.03	3.84	39.55	33.51	3.89
	114.8	29.73	29.41	3.76	31.48	29.14	3.81	33.23	31.68	3.87	34.11	34.11	3.89	36.73	33.68	3.98	38.48	33.19	4.03
CTXS07L + CTXS07L + CTXS07L + CDXS24L	68.0	38.42	32.57	3.28	40.15	32.03	3.35	41.87	34.17	3.42	42.74	36.59	3.45	45.33	35.50	3.55	47.06	34.75	3.81
	77.0	36.67	31.76	3.48	38.40	31.28	3.55	40.13	33.47	3.61	40.99	35.92	3.65	43.58	34.90	3.74	45.31	34.21	3.81
	86.0	34.93	30.96	3.70	36.65	30.53	3.76	38.38	32.77	3.83	39.25	35.25	3.86	41.84	34.32	3.96	43.57	33.67	4.02
	89.6	34.23	30.65	3.79	35.96	30.24	3.85	37.68	32.50	3.92	38.55	34.99	3.95	41.14	34.08	4.05	42.87	33.46	4.12
	95.0	33.18	30.17	3.93	34.91	29.79	4.00	36.64	32.09	4.06	37.50	34.59	4.09	40.09	33.73	4.19	41.82	33.14	4.26
	104.0	31.43	29.39	4.18	33.16	29.06	4.25	34.89	31.41	4.31	35.75	33.93	4.35	38.35	33.16	4.44	40.07	32.62	4.51
	109.4	30.39	28.92	4.34	32.11	28.62	4.41	33.84	31.00	4.47	34.71	33.54	4.50	37.30	32.81	4.60	39.03	32.30	4.67
	114.8	29.34	28.45	4.51	31.07	28.19	4.57	32.79	30.60	4.64	33.66	33.16	4.67	36.25	32.47	4.77	37.98	31.99	4.83
CTXS07L + CTXS07L + FTXS09L + FTXS09L	68.0	35.96	29.61	2.63	37.58	29.11	2.68	39.19	30.95	2.73	40.00	33.05	2.76	42.43	32.03	2.84	44.05	31.32	2.89
	77.0	34.33	28.84	2.78	35.94	28.40	2.84	37.56	30.28	2.89	38.37	32.41	2.91	40.79	31.46	2.99	42.41	30.81	3.05
	86.0	32.69	28.08	2.96	34.31	27.69	3.01	35.93	29.63	3.06	36.73	31.78	3.09	39.16	30.91	3.17	40.78	30.30	3.22
	89.6	32.04	27.78	3.03	33.65	27.41	3.08	35.27	29.36	3.13	36.08	31.53	3.16	38.51	30.68	3.24	40.12	30.10	3.29
	95.0	31.06	27.33	3.14	32.67	26.99	3.19	34.29	28.97	3.25	35.10	31.15	3.27	37.53	30.35	3.35	39.14	29.79	3.40
	104.0	29.42	26.59	3.34	31.04	26.29	3.40	32.66	28.33	3.45	33.47	30.53	3.47	35.89	29.81	3.55	37.51	29.30	3.61
	109.4	28.44	26.15	3.47	30.06	25.88	3.52	31.68	27.94	3.58	32.49	30.16	3.60	34.91	29.48	3.68	36.53	29.00	3.73
	114.8	27.46	25.71	3.60	29.08	25.47	3.66	30.70	27.56	3.71	31.50	29.79	3.73	33.93	29.16	3.81	35.55	28.70	3.86

Combination (Capacity)	Outdoor air temp. EDB	Indoor air temp.:EWB																		
		57.2			60.8			64.4			67.0			71.6			75.2		
		TC	SHC	PI	TC	SHC	PI	TC	SHC	PI	TC	SHC	PI	TC	SHC	PI	TC	SHC	PI
		kBtu/h	kBtu/h	kW	kBtu/h	kBtu/h	kW	kBtu/h	kBtu/h	kW	kBtu/h	kBtu/h	kW	kBtu/h	kBtu/h	kW	kBtu/h	kBtu/h	kW
CTXS07L + CTXS07L + FTXS09L + FDXS09L	68.0	35.24	28.72	2.72	36.83	28.24	2.78	38.41	29.99	2.83	39.21	31.99	2.86	41.58	30.99	2.94	43.17	30.29	2.99
	77.0	33.64	27.97	2.89	35.23	27.54	2.94	36.81	29.33	2.99	37.60	31.36	3.02	39.98	30.43	3.10	41.57	29.79	3.16
	86.0	32.04	27.22	3.06	33.62	26.84	3.12	35.21	28.68	3.17	36.00	30.74	3.20	38.38	29.88	3.28	39.96	29.28	3.34
	89.6	31.40	26.93	3.14	32.98	26.56	3.19	34.57	28.42	3.25	35.36	30.49	3.28	37.74	29.66	3.36	39.32	29.09	3.41
	95.0	30.44	26.48	3.26	32.02	26.15	3.31	33.61	28.04	3.37	34.40	30.12	3.39	36.78	29.34	3.47	38.36	28.79	3.53
	104.0	28.84	25.75	3.47	30.42	25.46	3.52	32.01	27.40	3.57	32.80	29.51	3.60	35.18	28.80	3.68	36.76	28.30	3.74
	109.4	27.88	25.32	3.60	29.46	25.06	3.65	31.04	27.03	3.71	31.84	29.14	3.73	34.21	28.48	3.82	35.80	28.00	3.87
	114.8	26.91	24.88	3.74	28.50	24.65	3.79	30.08	26.65	3.84	30.88	28.78	3.87	33.25	28.16	3.95	34.84	27.71	4.01
CTXS07L + CTXS07L + FDXS09L + FDXS09L	68.0	34.53	27.84	2.81	36.08	27.37	2.87	37.63	29.03	2.92	38.41	30.93	2.95	40.74	29.95	3.03	42.29	29.27	3.09
	77.0	32.96	27.10	2.98	34.51	26.68	3.04	36.06	28.38	3.09	36.84	30.31	3.12	39.17	29.40	3.20	40.72	28.77	3.26
	86.0	31.39	26.36	3.16	32.94	25.99	3.22	34.49	27.74	3.28	35.27	29.70	3.30	37.60	28.86	3.39	39.15	28.27	3.44
	89.6	30.76	26.07	3.24	32.31	25.72	3.30	33.87	27.49	3.35	34.64	29.45	3.38	36.97	28.64	3.47	38.52	28.08	3.52
	95.0	29.82	25.64	3.36	31.37	25.31	3.42	32.92	27.11	3.48	33.70	29.09	3.50	36.03	28.32	3.59	37.58	27.78	3.64
	104.0	28.25	24.92	3.58	29.80	24.64	3.63	31.35	26.48	3.69	32.13	28.49	3.72	34.46	27.79	3.80	36.01	27.30	3.86
	109.4	27.31	24.49	3.71	28.86	24.24	3.77	30.41	26.11	3.83	31.19	28.13	3.85	33.52	27.48	3.94	35.07	27.01	3.99
	114.8	26.37	24.06	3.86	27.92	23.84	3.91	29.47	25.74	3.97	30.25	27.77	4.00	32.58	27.16	4.08	34.13	26.72	4.14
CTXS07L + CTXS07L + FTXS09L + FTXS12L	68.0	38.21	30.65	2.75	39.93	30.13	2.80	41.65	31.93	2.86	42.51	34.01	2.88	45.09	32.92	2.97	46.81	32.16	3.02
	77.0	36.48	29.83	2.91	38.20	29.36	2.97	39.91	31.21	3.02	40.77	33.32	3.05	43.35	32.31	3.13	45.07	31.61	3.19
	86.0	34.74	29.01	3.09	36.46	28.60	3.15	38.18	30.51	3.20	39.04	32.64	3.23	41.61	31.71	3.31	43.33	31.06	3.37
	89.6	34.05	28.69	3.17	35.76	28.29	3.22	37.48	30.22	3.28	38.34	32.37	3.30	40.92	31.47	3.39	42.64	30.84	3.44
	95.0	33.00	28.20	3.29	34.72	27.84	3.34	36.44	29.80	3.40	37.30	31.96	3.42	39.88	31.12	3.51	41.60	30.52	3.56
	104.0	31.27	27.40	3.50	32.99	27.10	3.55	34.70	29.11	3.61	35.56	31.30	3.63	38.14	30.53	3.72	39.86	29.98	3.77
	109.4	30.22	26.93	3.63	31.94	26.65	3.68	33.66	28.70	3.74	34.52	30.90	3.77	37.10	30.18	3.85	38.82	29.66	3.90
	114.8	29.18	26.46	3.77	30.90	26.21	3.82	32.62	28.28	3.88	33.48	30.50	3.91	36.06	29.83	3.99	37.78	29.34	4.04
CTXS07L + CTXS07L + FTXS09L + FDXS12L	68.0	37.70	29.83	3.25	39.40	29.32	3.32	41.09	31.02	3.38	41.94	33.00	3.41	44.48	31.92	3.51	46.18	31.17	3.58
	77.0	35.99	29.01	3.45	37.68	28.56	3.51	39.38	30.31	3.58	40.23	32.31	3.61	42.77	31.32	3.71	44.47	30.62	3.77
	86.0	34.27	28.20	3.66	35.97	27.80	3.73	37.67	29.61	3.79	38.51	31.63	3.82	41.06	30.72	3.92	42.75	30.07	3.99
	89.6	33.59	27.88	3.75	35.28	27.50	3.82	36.98	29.33	3.88	37.83	31.36	3.91	40.37	30.48	4.01	42.07	29.86	4.08
	95.0	32.56	27.40	3.89	34.26	27.05	3.96	35.95	28.91	4.02	36.80	30.96	4.05	39.34	30.13	4.15	41.04	29.53	4.22
	104.0	30.85	26.61	4.14	32.54	26.31	4.21	34.24	28.22	4.27	35.09	30.30	4.30	37.63	29.54	4.40	39.33	29.00	4.46
	109.4	29.82	26.14	4.30	31.52	25.87	4.36	33.21	27.81	4.43	34.06	29.90	4.46	36.60	29.19	4.56	38.30	28.68	4.62
	114.8	28.79	25.67	4.46	30.49	25.43	4.53	32.18	27.40	4.59	33.03	29.51	4.62	35.57	28.84	4.72	37.27	28.36	4.79
CTXS07L + CTXS07L + FDXS09L + FTXS12L	68.0	37.70	29.87	3.20	39.40	29.36	3.26	41.09	31.07	3.32	41.94	33.05	3.36	44.48	31.97	3.45	46.18	31.22	3.51
	77.0	35.99	29.05	3.39	37.68	28.60	3.45	39.38	30.36	3.52	40.23	32.36	3.55	42.77	31.37	3.64	44.47	30.67	3.71
	86.0	34.27	28.24	3.60	35.97	27.84	3.66	37.67	29.65	3.73	38.51	31.69	3.76	41.06	30.77	3.85	42.75	30.13	3.92
	89.6	33.59	27.92	3.69	35.28	27.54	3.75	36.98	29.37	3.81	37.83	31.42	3.85	40.37	30.53	3.94	42.07	29.91	4.01
	95.0	32.56	27.44	3.83	34.26	27.09	3.89	35.95	28.95	3.95	36.80	31.01	3.98	39.34	30.18	4.08	41.04	29.59	4.14
	104.0	30.85	26.65	4.07	32.54	26.35	4.13	34.24	28.26	4.20	35.09	30.35	4.23	37.63	29.59	4.32	39.33	29.05	4.39
	109.4	29.82	26.18	4.22	31.52	25.91	4.29	33.21	27.85	4.35	34.06	29.96	4.38	36.60	29.24	4.48	38.30	28.74	4.54
	114.8	28.79	25.71	4.39	30.49	25.47	4.45	32.18	27.45	4.51	33.03	29.56	4.54	35.57	28.90	4.64	37.27	28.42	4.70
CTXS07L + CTXS07L + FDXS09L + FDXS12L	68.0	37.09	29.01	3.35	38.76	28.51	3.42	40.42	30.12	3.48	41.26	31.99	3.52	43.76	30.93	3.62	45.43	30.19	3.68
	77.0	35.40	28.20	3.55	37.07	27.75	3.62	38.74	29.41	3.68	39.57	31.31	3.72	42.07	30.33	3.82	43.74	29.65	3.88
	86.0	33.72	27.39	3.77	35.38	27.00	3.84	37.05	28.71	3.90	37.89	30.64	3.94	40.39	29.74	4.04	42.06	29.11	4.10
	89.6	33.04	27.08	3.86	34.71	26.70	3.93	36.38	28.44	4.00	37.21	30.37	4.03	39.71	29.51	4.13	41.38	28.89	4.20
	95.0	32.03	26.60	4.01	33.70	26.26	4.07	35.37	28.02	4.14	36.20	29.98	4.17	38.70	29.15	4.27	40.37	28.57	4.34
	104.0	30.34	25.82	4.26	32.01	25.52	4.33	33.68	27.34	4.40	34.51	29.32	4.43	37.02	28.57	4.53	38.68	28.04	4.60
	109.4	29.33	25.35	4.43	31.00	25.09	4.49	32.67	26.93	4.56	33.50	28.93	4.59	36.00	28.23	4.69	37.67	27.73	4.76
	114.8	28.32	24.88	4.59	29.99	24.65	4.66	31.66	26.53	4.73	32.49	28.54	4.76	34.99	27.89	4.86	36.66	27.41	4.93

Combination (Capacity)	Outdoor air temp. EDB	Indoor air temp.:EWB																		
		57.2			60.8			64.4			67.0			71.6			75.2		
		TC	SHC	PI	TC	SHC	PI	TC	SHC	PI	TC	SHC	PI	TC	SHC	PI	TC	SHC	PI
		kBtu/h	kBtu/h	kW	kBtu/h	kBtu/h	kW	kBtu/h	kBtu/h	kW	kBtu/h	kBtu/h	kW	kBtu/h	kBtu/h	kW	kBtu/h	kBtu/h	kW
CTXS07L + CTXS07L + FTXS09L + FTXS15L	68.0	38.93	33.16	2.73	40.68	32.62	2.78	42.43	34.81	2.84	43.31	37.29	2.87	45.93	36.18	2.95	47.68	35.43	3.17
	77.0	37.16	32.35	2.89	38.91	31.86	2.95	40.66	34.10	3.00	41.54	36.61	3.03	44.16	35.59	3.11	45.92	34.88	3.17
	86.0	35.39	31.54	3.07	37.14	31.10	3.13	38.89	33.40	3.18	39.77	35.94	3.21	42.40	34.99	3.29	44.15	34.34	3.35
	89.6	34.68	31.22	3.15	36.44	30.80	3.20	38.19	33.12	3.26	39.06	35.67	3.29	41.69	34.76	3.37	43.44	34.13	3.42
	95.0	33.62	30.74	3.27	35.37	30.35	3.32	37.12	32.71	3.38	38.00	35.27	3.40	40.63	34.40	3.49	42.38	33.80	3.54
	104.0	31.85	29.94	3.48	33.60	29.61	3.53	35.36	32.02	3.59	36.23	34.61	3.61	38.86	33.82	3.69	40.61	33.27	3.75
	109.4	30.79	29.47	3.61	32.54	29.17	3.66	34.29	31.61	3.72	35.17	34.21	3.74	37.80	33.47	3.83	39.55	32.96	3.88
	114.8	29.73	29.00	3.75	31.48	28.73	3.80	33.23	31.20	3.86	34.11	33.82	3.88	36.73	33.13	3.96	38.48	32.64	4.02
CTXS07L + CTXS07L + FTXS09L + CDXS15L	68.0	38.42	31.31	3.29	40.15	30.78	3.36	41.87	32.68	3.42	42.74	34.87	3.46	45.33	33.77	3.55	47.06	33.01	3.62
	77.0	36.67	30.48	3.49	38.40	30.01	3.56	40.13	31.97	3.62	40.99	34.18	3.65	43.58	33.17	3.75	45.31	32.46	3.82
	86.0	34.93	29.67	3.71	36.65	29.25	3.77	38.38	31.26	3.84	39.25	33.50	3.87	41.84	32.57	3.97	43.57	31.92	4.03
	89.6	34.23	29.35	3.80	35.96	28.95	3.86	37.68	30.98	3.93	38.55	33.23	3.96	41.14	32.33	4.06	42.87	31.70	4.13
	95.0	33.18	28.86	3.94	34.91	28.50	4.01	36.64	30.56	4.07	37.50	32.83	4.10	40.09	31.97	4.20	41.82	31.38	4.27
	104.0	31.43	28.07	4.19	33.16	27.75	4.26	34.89	29.87	4.32	35.75	32.16	4.36	38.35	31.39	4.45	40.07	30.84	4.52
	109.4	30.39	27.59	4.35	32.11	27.31	4.42	33.84	29.45	4.48	34.71	31.76	4.52	37.30	31.04	4.61	39.03	30.52	4.68
	114.8	29.34	27.12	4.52	31.07	26.87	4.58	32.79	29.04	4.65	33.66	31.37	4.68	36.25	30.69	4.78	37.98	30.20	4.85
CTXS07L + CTXS07L + FDXS09L + FTXS15L	68.0	38.42	32.37	3.18	40.15	31.83	3.24	41.87	33.93	3.31	42.74	36.32	3.34	45.33	35.22	3.43	47.06	34.47	3.69
	77.0	36.67	31.56	3.37	38.40	31.08	3.43	40.13	33.23	3.50	40.99	35.64	3.53	43.58	34.63	3.62	45.31	33.93	3.69
	86.0	34.93	30.76	3.58	36.65	30.33	3.64	38.38	32.53	3.71	39.25	34.97	3.74	41.84	34.04	3.83	43.57	33.39	3.90
	89.6	34.23	30.44	3.67	35.96	30.03	3.73	37.68	32.26	3.79	38.55	34.71	3.83	41.14	33.80	3.92	42.87	33.18	3.98
	95.0	33.18	29.96	3.81	34.91	29.59	3.87	36.64	31.85	3.93	37.50	34.31	3.96	40.09	33.46	4.06	41.82	32.86	4.12
	104.0	31.43	29.18	4.05	33.16	28.85	4.11	34.89	31.16	4.18	35.75	33.65	4.21	38.35	32.88	4.30	40.07	32.33	4.37
	109.4	30.39	28.71	4.20	32.11	28.41	4.27	33.84	30.76	4.33	34.71	33.26	4.36	37.30	32.53	4.46	39.03	32.02	4.52
	114.8	29.34	28.24	4.36	31.07	27.98	4.43	32.79	30.35	4.49	33.66	32.87	4.52	36.25	32.19	4.62	37.98	31.71	4.68
CTXS07L + CTXS07L + FDXS09L + CDXS15L	68.0	37.91	30.52	3.46	39.61	30.00	3.53	41.32	31.81	3.60	42.17	33.90	3.63	44.73	32.82	3.74	46.43	32.07	3.81
	77.0	36.18	29.71	3.67	37.89	29.24	3.74	39.59	31.10	3.81	40.45	33.22	3.84	43.00	32.22	3.95	44.71	31.52	4.01
	86.0	34.46	28.90	3.90	36.17	28.49	3.97	37.87	30.40	4.03	38.72	32.54	4.07	41.28	31.62	4.17	42.98	30.98	4.24
	89.6	33.77	28.58	3.99	35.48	28.19	4.06	37.18	30.12	4.13	38.03	32.27	4.16	40.59	31.39	4.27	42.30	30.76	4.34
	95.0	32.74	28.10	4.14	34.44	27.74	4.21	36.15	29.71	4.28	37.00	31.87	4.31	39.56	31.03	4.42	41.26	30.44	4.49
	104.0	31.02	27.31	4.41	32.72	27.00	4.48	34.42	29.02	4.54	35.28	31.21	4.58	37.83	30.45	4.68	39.54	29.91	4.75
	109.4	29.98	26.84	4.57	31.69	26.56	4.64	33.39	28.61	4.71	34.24	30.82	4.75	36.80	30.10	4.85	38.51	29.59	4.92
	114.8	28.95	26.37	4.75	30.65	26.12	4.82	32.36	28.20	4.89	33.21	30.43	4.92	35.77	29.76	5.03	37.47	29.28	5.09
CTXS07L + CTXS07L + FTXS09L + FTXS18L	68.0	38.93	33.30	2.73	40.68	32.76	2.78	42.43	34.97	2.84	43.31	37.48	2.87	45.93	36.37	2.95	47.68	35.62	3.17
	77.0	37.16	32.49	2.89	38.91	32.00	2.95	40.66	34.27	3.00	41.54	36.80	3.03	44.16	35.78	3.11	45.92	35.07	3.17
	86.0	35.39	31.68	3.07	37.14	31.24	3.13	38.89	33.57	3.18	39.77	36.13	3.21	42.40	35.18	3.29	44.15	34.53	3.35
	89.6	34.68	31.36	3.15	36.44	30.94	3.20	38.19	33.29	3.26	39.06	35.86	3.29	41.69	34.95	3.37	43.44	34.32	3.42
	95.0	33.62	30.88	3.27	35.37	30.49	3.32	37.12	32.87	3.38	38.00	35.46	3.40	40.63	34.60	3.49	42.38	34.00	3.54
	104.0	31.85	30.09	3.48	33.60	29.75	3.53	35.36	32.18	3.59	36.23	34.80	3.61	38.86	34.01	3.69	40.61	33.47	3.75
	109.4	30.79	29.61	3.61	32.54	29.31	3.66	34.29	31.77	3.72	35.17	34.41	3.74	37.80	33.67	3.83	39.55	33.15	3.88
	114.8	29.73	29.14	3.75	31.48	28.87	3.80	33.23	31.37	3.86	34.11	34.01	3.88	36.73	33.32	3.96	38.48	32.83	4.02
CTXS07L + CTXS07L + FTXS09L + CDXS18L	68.0	38.42	31.31	3.28	40.15	30.78	3.35	41.87	32.68	3.42	42.74	34.87	3.45	45.33	33.77	3.55	47.06	33.01	3.61
	77.0	36.67	30.48	3.48	38.40	30.01	3.55	40.13	31.97	3.61	40.99	34.18	3.65	43.58	33.17	3.74	45.31	32.46	3.81
	86.0	34.93	29.67	3.70	36.65	29.25	3.76	38.38	31.26	3.83	39.25	33.50	3.86	41.84	32.57	3.96	43.57	31.92	4.02
	89.6	34.23	29.35	3.79	35.96	28.95	3.85	37.68	30.98	3.92	38.55	33.23	3.95	41.14	32.33	4.05	42.87	31.70	4.12
	95.0	33.18	28.86	3.93	34.91	28.50	4.00	36.64	30.56	4.06	37.50	32.83	4.09	40.09	31.97	4.19	41.82	31.38	4.26
	104.0	31.43	28.07	4.18	33.16	27.75	4.25	34.89	29.87	4.31	35.75	32.16	4.35	38.35	31.39	4.44	40.07	30.84	4.51
	109.4	30.39	27.59	4.34	32.11	27.31	4.41	33.84	29.45	4.47	34.71	31.76	4.50	37.30	31.04	4.60	39.03	30.52	4.67
	114.8	29.34	27.12	4.51	31.07	26.87	4.57	32.79	29.04	4.64	33.66	31.37	4.67	36.25	30.69	4.77	37.98	30.20	4.83

Combination (Capacity)	Outdoor air temp. EDB	Indoor air temp.:EWB																		
		57.2			60.8			64.4			67.0			71.6			75.2		
		TC	SHC	PI	TC	SHC	PI	TC	SHC	PI	TC	SHC	PI	TC	SHC	PI	TC	SHC	PI
		kBtu/h	kBtu/h	kW	kBtu/h	kBtu/h	kW	kBtu/h	kBtu/h	kW	kBtu/h	kBtu/h	kW	kBtu/h	kBtu/h	kW	kBtu/h	kBtu/h	kW
CTXS07L + CTXS07L + FDXS09L + FTXS18L	68.0	38.42	32.51	3.19	40.15	31.97	3.25	41.87	34.09	3.32	42.74	36.50	3.35	45.33	35.41	3.44	47.06	34.66	3.70
	77.0	36.67	31.70	3.38	38.40	31.22	3.44	40.13	33.39	3.51	40.99	35.83	3.54	43.58	34.82	3.63	45.31	34.12	3.70
	86.0	34.93	30.90	3.59	36.65	30.47	3.65	38.38	32.70	3.72	39.25	35.16	3.75	41.84	34.23	3.84	43.57	33.58	3.91
	89.6	34.23	30.58	3.68	35.96	30.17	3.74	37.68	32.42	3.80	38.55	34.90	3.84	41.14	33.99	3.93	42.87	33.37	4.00
	95.0	33.18	30.10	3.82	34.91	29.73	3.88	36.64	32.01	3.94	37.50	34.50	3.97	40.09	33.65	4.07	41.82	33.05	4.13
	104.0	31.43	29.32	4.06	33.16	28.99	4.12	34.89	31.33	4.19	35.75	33.85	4.22	38.35	33.07	4.31	40.07	32.53	4.38
	109.4	30.39	28.85	4.21	32.11	28.56	4.28	33.84	30.92	4.34	34.71	33.45	4.37	37.30	32.72	4.47	39.03	32.21	4.53
	114.8	29.34	28.39	4.37	31.07	28.12	4.44	32.79	30.52	4.50	33.66	33.07	4.53	36.25	32.38	4.63	37.98	31.90	4.69
CTXS07L + CTXS07L + FDXS09L + CDXS18L	68.0	37.91	30.52	3.44	39.61	30.00	3.51	41.32	31.81	3.58	42.17	33.90	3.62	44.73	32.82	3.72	46.43	32.07	3.79
	77.0	36.18	29.71	3.65	37.89	29.24	3.72	39.59	31.10	3.79	40.45	33.22	3.82	43.00	32.22	3.93	44.71	31.52	4.00
	86.0	34.46	28.90	3.88	36.17	28.49	3.95	37.87	30.40	4.02	38.72	32.54	4.05	41.28	31.62	4.15	42.98	30.98	4.22
	89.6	33.77	28.58	3.97	35.48	28.19	4.04	37.18	30.12	4.11	38.03	32.27	4.15	40.59	31.39	4.25	42.30	30.76	4.32
	95.0	32.74	28.10	4.12	34.44	27.74	4.19	36.15	29.71	4.26	37.00	31.87	4.29	39.56	31.03	4.40	41.26	30.44	4.47
	104.0	31.02	27.31	4.39	32.72	27.00	4.46	34.42	29.02	4.52	35.28	31.21	4.56	37.83	30.45	4.66	39.54	29.91	4.73
	109.4	29.98	26.84	4.55	31.69	26.56	4.62	33.39	28.61	4.69	34.24	30.82	4.73	36.80	30.10	4.83	38.51	29.59	4.90
	114.8	28.95	26.37	4.73	30.65	26.12	4.80	32.36	28.20	4.86	33.21	30.43	4.90	35.77	29.76	5.00	37.47	29.28	5.07
CTXS07L + CTXS07L + FTXS09L + FTXS24L	68.0	38.93	33.82	2.75	40.68	33.27	2.80	42.43	35.58	2.86	43.31	38.19	2.88	45.93	37.08	2.97	47.68	36.33	3.19
	77.0	37.16	33.01	2.91	38.91	32.52	2.97	40.66	34.88	3.02	41.54	37.52	3.05	44.16	36.49	3.13	45.92	35.79	3.19
	86.0	35.39	32.21	3.09	37.14	31.77	3.15	38.89	34.19	3.20	39.77	36.85	3.23	42.40	35.90	3.31	44.15	35.25	3.37
	89.6	34.68	31.89	3.17	36.44	31.47	3.22	38.19	33.91	3.28	39.06	36.58	3.30	41.69	35.67	3.39	43.44	35.04	3.44
	95.0	33.62	31.42	3.29	35.37	31.03	3.34	37.12	33.50	3.40	38.00	36.18	3.42	40.63	35.32	3.51	42.38	34.72	3.56
	104.0	31.85	30.63	3.50	33.60	30.29	3.55	35.36	32.81	3.61	36.23	35.53	3.63	38.86	34.74	3.72	40.61	34.19	3.77
	109.4	30.79	30.16	3.63	32.54	29.85	3.68	34.29	32.41	3.74	35.17	35.13	3.77	37.80	34.39	3.85	39.55	33.88	3.90
	114.8	29.73	29.69	3.77	31.48	29.41	3.82	33.23	32.00	3.88	34.11	34.11	3.91	36.73	34.05	3.99	38.48	33.56	4.04
CTXS07L + CTXS07L + FTXS09L + CDXS24L	68.0	38.42	32.83	3.29	40.15	32.29	3.36	41.87	34.48	3.42	42.74	36.95	3.46	45.33	35.85	3.55	47.06	35.10	3.82
	77.0	36.67	32.03	3.49	38.40	31.54	3.56	40.13	33.78	3.62	40.99	36.28	3.65	43.58	35.26	3.75	45.31	34.57	3.82
	86.0	34.93	31.23	3.71	36.65	30.80	3.77	38.38	33.09	3.84	39.25	35.61	3.87	41.84	34.68	3.97	43.57	34.03	4.03
	89.6	34.23	30.91	3.80	35.96	30.50	3.86	37.68	32.81	3.93	38.55	35.35	3.96	41.14	34.44	4.06	42.87	33.82	4.13
	95.0	33.18	30.44	3.94	34.91	30.06	4.01	36.64	32.40	4.07	37.50	34.95	4.10	40.09	34.10	4.20	41.82	33.51	4.27
	104.0	31.43	29.66	4.19	33.16	29.33	4.26	34.89	31.72	4.32	35.75	34.30	4.36	38.35	33.52	4.45	40.07	32.98	4.52
	109.4	30.39	29.19	4.35	32.11	28.89	4.42	33.84	31.32	4.48	34.71	33.91	4.52	37.30	33.18	4.61	39.03	32.67	4.68
	114.8	29.34	28.73	4.52	31.07	28.46	4.58	32.79	30.92	4.65	33.66	33.52	4.68	36.25	32.84	4.78	37.98	32.36	4.85
CTXS07L + CTXS07L + FDXS09L + FTXS24L	68.0	38.42	33.02	3.20	40.15	32.49	3.26	41.87	34.70	3.32	42.74	37.21	3.36	45.33	36.11	3.45	47.06	35.37	3.71
	77.0	36.67	32.22	3.39	38.40	31.74	3.45	40.13	34.01	3.52	40.99	36.54	3.55	43.58	35.53	3.64	45.31	34.83	3.71
	86.0	34.93	31.43	3.60	36.65	31.00	3.66	38.38	33.32	3.73	39.25	35.88	3.76	41.84	34.94	3.85	43.57	34.30	3.92
	89.6	34.23	31.11	3.69	35.96	30.70	3.75	37.68	33.04	3.81	38.55	35.61	3.85	41.14	34.71	3.94	42.87	34.09	4.01
	95.0	33.18	30.64	3.83	34.91	30.26	3.89	36.64	32.63	3.95	37.50	35.22	3.98	40.09	34.36	4.08	41.82	33.77	4.14
	104.0	31.43	29.86	4.07	33.16	29.53	4.13	34.89	31.96	4.20	35.75	34.57	4.23	38.35	33.79	4.32	40.07	33.25	4.39
	109.4	30.39	29.39	4.22	32.11	29.09	4.29	33.84	31.55	4.35	34.71	34.18	4.38	37.30	33.45	4.48	39.03	32.94	4.54
	114.8	29.34	28.93	4.39	31.07	28.66	4.45	32.79	31.15	4.51	33.66	33.66	4.54	36.25	33.11	4.64	37.98	32.63	4.70
CTXS07L + CTXS07L + FDXS09L + CDXS24L	68.0	37.91	32.04	3.39	39.61	31.51	3.46	41.32	33.60	3.52	42.17	35.97	3.56	44.73	34.89	3.66	46.43	34.15	3.93
	77.0	36.18	31.24	3.59	37.89	30.76	3.66	39.59	32.91	3.73	40.45	35.30	3.76	43.00	34.30	3.86	44.71	33.62	3.93
	86.0	34.46	30.45	3.81	36.17	30.03	3.88	37.87	32.22	3.95	38.72	34.64	3.98	41.28	33.72	4.09	42.98	33.09	4.15
	89.6	33.77	30.14	3.91	35.48	29.73	3.98	37.18	31.95	4.04	38.03	34.38	4.08	40.59	33.49	4.18	42.30	32.88	4.25
	95.0	32.74	29.67	4.06	34.44	29.30	4.12	36.15	31.54	4.19	37.00	33.99	4.22	39.56	33.15	4.33	41.26	32.56	4.39
	104.0	31.02	28.89	4.31	32.72	28.57	4.38	34.42	30.87	4.45	35.28	33.34	4.48	37.83	32.58	4.58	39.54	32.04	4.65
	109.4	29.98	28.43	4.48	31.69	28.14	4.55	33.39	30.47	4.61	34.24	32.96	4.65	36.80	32.24	4.75	38.51	31.73	4.82
	114.8	28.95	27.97	4.65	30.65	27.71	4.72	32.36	30.07	4.79	33.21	32.57	4.82	35.77	31.90	4.92	37.47	31.42	4.99

Combination (Capacity)	Outdoor air temp. EDB	Indoor air temp.:EWB																		
		57.2			60.8			64.4			67.0			71.6			75.2		
		TC	SHC	PI	TC	SHC	PI	TC	SHC	PI	TC	SHC	PI	TC	SHC	PI	TC	SHC	PI
		kBtu/h	kBtu/h	kW	kBtu/h	kBtu/h	kW	kBtu/h	kBtu/h	kW	kBtu/h	kBtu/h	kW	kBtu/h	kBtu/h	kW	kBtu/h	kBtu/h	kW
CTXS07L + CTXS07L + FTXS12L + FTXS12L	68.0	38.93	30.97	2.75	40.68	30.44	2.80	42.43	32.23	2.86	43.31	34.30	2.88	45.93	33.19	2.97	47.68	32.41	3.02
	77.0	37.16	30.13	2.91	38.91	29.65	2.97	40.66	31.49	3.02	41.54	33.59	3.05	44.16	32.56	3.13	45.92	31.85	3.19
	86.0	35.39	29.29	3.09	37.14	28.87	3.15	38.89	30.77	3.20	39.77	32.89	3.23	42.40	31.95	3.31	44.15	31.28	3.37
	89.6	34.68	28.96	3.17	36.44	28.56	3.22	38.19	30.48	3.28	39.06	32.62	3.30	41.69	31.70	3.39	43.44	31.06	3.44
	95.0	33.62	28.47	3.29	35.37	28.10	3.34	37.12	30.05	3.40	38.00	32.20	3.42	40.63	31.34	3.51	42.38	30.73	3.56
	104.0	31.85	27.65	3.50	33.60	27.34	3.55	35.36	29.34	3.61	36.23	31.52	3.63	38.86	30.74	3.72	40.61	30.18	3.77
	109.4	30.79	27.16	3.63	32.54	26.88	3.68	34.29	28.92	3.74	35.17	31.11	3.77	37.80	30.38	3.85	39.55	29.85	3.90
	114.8	29.73	26.68	3.77	31.48	26.43	3.82	33.23	28.50	3.88	34.11	30.71	3.91	36.73	30.02	3.99	38.48	29.53	4.04
CTXS07L + CTXS07L + FTXS12L + FDXS12L	68.0	38.42	30.16	3.26	40.15	29.64	3.33	41.87	31.32	3.39	42.74	33.29	3.42	45.33	32.19	3.52	47.06	31.42	3.59
	77.0	36.67	29.32	3.46	38.40	28.85	3.52	40.13	30.59	3.59	40.99	32.58	3.62	43.58	31.57	3.72	45.31	30.86	3.78
	86.0	34.93	28.49	3.67	36.65	28.08	3.74	38.38	29.87	3.80	39.25	31.89	3.83	41.84	30.96	3.93	43.57	30.30	4.00
	89.6	34.23	28.16	3.76	35.96	27.77	3.83	37.68	29.58	3.89	38.55	31.61	3.92	41.14	30.71	4.02	42.87	30.08	4.09
	95.0	33.18	27.67	3.90	34.91	27.31	3.97	36.64	29.16	4.03	37.50	31.20	4.06	40.09	30.35	4.16	41.82	29.75	4.23
	104.0	31.43	26.85	4.15	33.16	26.55	4.22	34.89	28.45	4.28	35.75	30.52	4.31	38.35	29.75	4.41	40.07	29.20	4.48
	109.4	30.39	26.37	4.31	32.11	26.10	4.37	33.84	28.03	4.44	34.71	30.12	4.47	37.30	29.39	4.57	39.03	28.87	4.63
	114.8	29.34	25.89	4.47	31.07	25.65	4.54	32.79	27.61	4.60	33.66	29.72	4.64	36.25	29.04	4.73	37.98	28.55	4.80
CTXS07L + CTXS07L + FDXS12L + FDXS12L	68.0	37.91	29.35	3.41	39.61	28.84	3.48	41.32	30.42	3.55	42.17	32.28	3.58	44.73	31.20	3.68	46.43	30.44	3.75
	77.0	36.18	28.51	3.62	37.89	28.06	3.69	39.59	29.70	3.75	40.45	31.58	3.79	43.00	30.58	3.89	44.71	29.87	3.96
	86.0	34.46	27.69	3.84	36.17	27.29	3.91	37.87	28.98	3.98	38.72	30.89	4.01	41.28	29.97	4.11	42.98	29.32	4.18
	89.6	33.77	27.36	3.94	35.48	26.98	4.00	37.18	28.69	4.07	38.03	30.62	4.11	40.59	29.73	4.21	42.30	29.10	4.28
	95.0	32.74	26.87	4.08	34.44	26.52	4.15	36.15	28.27	4.22	37.00	30.21	4.25	39.56	29.37	4.36	41.26	28.77	4.42
	104.0	31.02	26.06	4.35	32.72	25.77	4.41	34.42	27.57	4.48	35.28	29.53	4.52	37.83	28.77	4.62	39.54	28.22	4.69
	109.4	29.98	25.58	4.51	31.69	25.32	4.58	33.39	27.15	4.65	34.24	29.13	4.68	36.80	28.41	4.78	38.51	27.90	4.85
	114.8	28.95	25.11	4.68	30.65	24.87	4.75	32.36	26.73	4.82	33.21	28.73	4.85	35.77	28.06	4.96	37.47	27.58	5.02
CTXS07L + CTXS07L + FTXS12L + FTXS15L	68.0	38.93	33.14	2.73	40.68	32.59	2.78	42.43	34.78	2.84	43.31	37.26	2.87	45.93	36.15	2.95	47.68	35.39	3.17
	77.0	37.16	32.32	2.89	38.91	31.83	2.95	40.66	34.07	3.00	41.54	36.58	3.03	44.16	35.55	3.11	45.92	34.85	3.17
	86.0	35.39	31.51	3.07	37.14	31.08	3.13	38.89	33.37	3.18	39.77	35.91	3.21	42.40	34.96	3.29	44.15	34.31	3.35
	89.6	34.68	31.19	3.15	36.44	30.78	3.20	38.19	33.09	3.26	39.06	35.64	3.29	41.69	34.72	3.37	43.44	34.09	3.42
	95.0	33.62	30.71	3.27	35.37	30.33	3.32	37.12	32.68	3.38	38.00	35.24	3.40	40.63	34.37	3.49	42.38	33.77	3.54
	104.0	31.85	29.92	3.48	33.60	29.59	3.53	35.36	31.99	3.59	36.23	34.57	3.61	38.86	33.79	3.69	40.61	33.24	3.75
	109.4	30.79	29.44	3.61	32.54	29.14	3.66	34.29	31.58	3.72	35.17	34.18	3.74	37.80	33.44	3.83	39.55	32.92	3.88
	114.8	29.73	28.97	3.75	31.48	28.70	3.80	33.23	31.17	3.86	34.11	33.79	3.88	36.73	33.09	3.96	38.48	32.61	4.02
CTXS07L + CTXS07L + FTXS12L + CDXS15L	68.0	38.42	31.28	3.30	40.15	30.76	3.37	41.87	32.65	3.43	42.74	34.83	3.46	45.33	33.74	3.56	47.06	32.98	3.63
	77.0	36.67	30.46	3.50	38.40	29.99	3.56	40.13	31.94	3.63	40.99	34.15	3.66	43.58	33.13	3.76	45.31	32.43	3.83
	86.0	34.93	29.65	3.72	36.65	29.23	3.78	38.38	31.23	3.85	39.25	33.47	3.88	41.84	32.53	3.98	43.57	31.88	4.04
	89.6	34.23	29.32	3.81	35.96	28.92	3.87	37.68	30.95	3.94	38.55	33.20	3.97	41.14	32.30	4.07	42.87	31.67	4.14
	95.0	33.18	28.84	3.95	34.91	28.47	4.02	36.64	30.53	4.08	37.50	32.79	4.11	40.09	31.94	4.21	41.82	31.34	4.28
	104.0	31.43	28.04	4.20	33.16	27.73	4.27	34.89	29.84	4.33	35.75	32.13	4.37	38.35	31.35	4.47	40.07	30.81	4.53
	109.4	30.39	27.57	4.36	32.11	27.28	4.43	33.84	29.43	4.49	34.71	31.73	4.53	37.30	31.00	4.63	39.03	30.49	4.69
	114.8	29.34	27.09	4.53	31.07	26.84	4.59	32.79	29.02	4.66	33.66	31.33	4.69	36.25	30.65	4.79	37.98	30.17	4.86
CTXS07L + CTXS07L + FDXS12L + FTXS15L	68.0	38.42	32.30	3.18	40.15	31.77	3.24	41.87	33.86	3.31	42.74	36.23	3.34	45.33	35.14	3.43	47.06	34.38	3.69
	77.0	36.67	31.49	3.37	38.40	31.01	3.43	40.13	33.15	3.50	40.99	35.55	3.53	43.58	34.54	3.62	45.31	33.84	3.69
	86.0	34.93	30.69	3.58	36.65	30.27	3.64	38.38	32.46	3.71	39.25	34.89	3.74	41.84	33.95	3.83	43.57	33.31	3.90
	89.6	34.23	30.37	3.67	35.96	29.97	3.73	37.68	32.18	3.79	38.55	34.62	3.83	41.14	33.72	3.92	42.87	33.09	3.98
	95.0	33.18	29.90	3.81	34.91	29.52	3.87	36.64	31.77	3.93	37.50	34.22	3.96	40.09	33.37	4.06	41.82	32.77	4.12
	104.0	31.43	29.11	4.05	33.16	28.79	4.11	34.89	31.09	4.18	35.75	33.56	4.21	38.35	32.79	4.30	40.07	32.25	4.37
	109.4	30.39	28.64	4.20	32.11	28.35	4.27	33.84	30.68	4.33	34.71	33.17	4.36	37.30	32.44	4.46	39.03	31.93	4.52
	114.8	29.34	28.17	4.36	31.07	27.91	4.43	32.79	30.27	4.49	33.66	32.78	4.52	36.25	32.10	4.62	37.98	31.62	4.68

Combination (Capacity)	Outdoor air temp. EDB	Indoor air temp.:EWB																		
		57.2			60.8			64.4			67.0			71.6			75.2		
		TC	SHC	PI	TC	SHC	PI	TC	SHC	PI	TC	SHC	PI	TC	SHC	PI	TC	SHC	PI
		kBtu/h	kBtu/h	kW	kBtu/h	kBtu/h	kW	kBtu/h	kBtu/h	kW	kBtu/h	kBtu/h	kW	kBtu/h	kBtu/h	kW	kBtu/h	kBtu/h	kW
CTXS07L + CTXS07L + FDXS12L + CDXS15L	68.0	37.91	30.46	3.46	39.61	29.94	3.53	41.32	31.74	3.60	42.17	33.82	3.63	44.73	32.73	3.74	46.43	31.98	3.81
	77.0	36.18	29.64	3.67	37.89	29.18	3.74	39.59	31.03	3.81	40.45	33.13	3.84	43.00	32.13	3.95	44.71	31.43	4.01
	86.0	34.46	28.83	3.90	36.17	28.42	3.97	37.87	30.33	4.03	38.72	32.46	4.07	41.28	31.54	4.17	42.98	30.89	4.24
	89.6	33.77	28.51	3.99	35.48	28.12	4.06	37.18	30.05	4.13	38.03	32.19	4.16	40.59	31.30	4.27	42.30	30.68	4.34
	95.0	32.74	28.03	4.14	34.44	27.68	4.21	36.15	29.63	4.28	37.00	31.79	4.31	39.56	30.95	4.42	41.26	30.35	4.49
	104.0	31.02	27.24	4.41	32.72	26.94	4.48	34.42	28.94	4.54	35.28	31.12	4.58	37.83	30.36	4.68	39.54	29.82	4.75
	109.4	29.98	26.77	4.57	31.69	26.50	4.64	33.39	28.53	4.71	34.24	30.73	4.75	36.80	30.01	4.85	38.51	29.50	4.92
	114.8	28.95	26.30	4.75	30.65	26.06	4.82	32.36	28.13	4.89	33.21	30.34	4.92	35.77	29.67	5.03	37.47	29.19	5.09
CTXS07L + CTXS07L + FTXS12L + FTXS18L	68.0	38.93	33.28	2.73	40.68	32.73	2.78	42.43	34.94	2.84	43.31	37.45	2.87	45.93	36.34	2.95	47.68	35.58	3.17
	77.0	37.16	32.46	2.89	38.91	31.97	2.95	40.66	34.24	3.00	41.54	36.77	3.03	44.16	35.74	3.11	45.92	35.04	3.17
	86.0	35.39	31.65	3.07	37.14	31.22	3.13	38.89	33.54	3.18	39.77	36.10	3.21	42.40	35.15	3.29	44.15	34.50	3.35
	89.6	34.68	31.33	3.15	36.44	30.92	3.20	38.19	33.26	3.26	39.06	35.83	3.29	41.69	34.91	3.37	43.44	34.28	3.42
	95.0	33.62	30.85	3.27	35.37	30.47	3.32	37.12	32.84	3.38	38.00	35.43	3.40	40.63	34.56	3.49	42.38	33.96	3.54
	104.0	31.85	30.06	3.48	33.60	29.73	3.53	35.36	32.15	3.59	36.23	34.77	3.61	38.86	33.98	3.69	40.61	33.43	3.75
	109.4	30.79	29.59	3.61	32.54	29.29	3.66	34.29	31.74	3.72	35.17	34.37	3.74	37.80	33.63	3.83	39.55	33.11	3.88
	114.8	29.73	29.12	3.75	31.48	28.85	3.80	33.23	31.34	3.86	34.11	33.98	3.88	36.73	33.29	3.96	38.48	32.80	4.02
CTXS07L + CTXS07L + FTXS12L + CDXS18L	68.0	38.42	31.28	3.29	40.15	30.76	3.36	41.87	32.65	3.42	42.74	34.83	3.46	45.33	33.74	3.55	47.06	32.98	3.62
	77.0	36.67	30.46	3.49	38.40	29.99	3.56	40.13	31.94	3.62	40.99	34.15	3.65	43.58	33.13	3.75	45.31	32.43	3.82
	86.0	34.93	29.65	3.71	36.65	29.23	3.77	38.38	31.23	3.84	39.25	33.47	3.87	41.84	32.53	3.97	43.57	31.88	4.03
	89.6	34.23	29.32	3.80	35.96	28.92	3.86	37.68	30.95	3.93	38.55	33.20	3.96	41.14	32.30	4.06	42.87	31.67	4.13
	95.0	33.18	28.84	3.94	34.91	28.47	4.01	36.64	30.53	4.07	37.50	32.79	4.10	40.09	31.94	4.20	41.82	31.34	4.27
	104.0	31.43	28.04	4.19	33.16	27.73	4.26	34.89	29.84	4.32	35.75	32.13	4.36	38.35	31.35	4.45	40.07	30.81	4.52
	109.4	30.39	27.57	4.35	32.11	27.28	4.42	33.84	29.43	4.48	34.71	31.73	4.52	37.30	31.00	4.61	39.03	30.49	4.68
	114.8	29.34	27.09	4.52	31.07	26.84	4.58	32.79	29.02	4.65	33.66	31.33	4.68	36.25	30.65	4.78	37.98	30.17	4.85
CTXS07L + CTXS07L + FDXS12L + FTXS18L	68.0	38.42	32.44	3.19	40.15	31.91	3.25	41.87	34.02	3.32	42.74	36.42	3.35	45.33	35.32	3.44	47.06	34.57	3.70
	77.0	36.67	31.63	3.38	38.40	31.15	3.44	40.13	33.32	3.51	40.99	35.74	3.54	43.58	34.73	3.63	45.31	34.03	3.70
	86.0	34.93	30.83	3.59	36.65	30.40	3.65	38.38	32.62	3.72	39.25	35.07	3.75	41.84	34.14	3.84	43.57	33.50	3.91
	89.6	34.23	30.51	3.68	35.96	30.11	3.74	37.68	32.35	3.80	38.55	34.81	3.84	41.14	33.91	3.93	42.87	33.28	4.00
	95.0	33.18	30.04	3.82	34.91	29.66	3.88	36.64	31.93	3.94	37.50	34.41	3.97	40.09	33.56	4.07	41.82	32.96	4.13
	104.0	31.43	29.25	4.06	33.16	28.93	4.12	34.89	31.25	4.19	35.75	33.76	4.22	38.35	32.98	4.31	40.07	32.44	4.38
	109.4	30.39	28.78	4.21	32.11	28.49	4.28	33.84	30.85	4.34	34.71	33.37	4.37	37.30	32.64	4.47	39.03	32.12	4.53
	114.8	29.34	28.32	4.37	31.07	28.06	4.44	32.79	30.44	4.50	33.66	32.98	4.53	36.25	32.29	4.63	37.98	31.81	4.69
CTXS07L + CTXS07L + FDXS12L + CDXS18L	68.0	37.91	30.46	3.44	39.61	29.94	3.51	41.32	31.74	3.58	42.17	33.82	3.62	44.73	32.73	3.72	46.43	31.98	3.79
	77.0	36.18	29.64	3.65	37.89	29.18	3.72	39.59	31.03	3.79	40.45	33.13	3.82	43.00	32.13	3.93	44.71	31.43	4.00
	86.0	34.46	28.83	3.88	36.17	28.42	3.95	37.87	30.33	4.02	38.72	32.46	4.05	41.28	31.54	4.15	42.98	30.89	4.22
	89.6	33.77	28.51	3.97	35.48	28.12	4.04	37.18	30.05	4.11	38.03	32.19	4.15	40.59	31.30	4.25	42.30	30.68	4.32
	95.0	32.74	28.03	4.12	34.44	27.68	4.19	36.15	29.63	4.26	37.00	31.79	4.29	39.56	30.95	4.40	41.26	30.35	4.47
	104.0	31.02	27.24	4.39	32.72	26.94	4.46	34.42	28.94	4.52	35.28	31.12	4.56	37.83	30.36	4.66	39.54	29.82	4.73
	109.4	29.98	26.77	4.55	31.69	26.50	4.62	33.39	28.53	4.69	34.24	30.73	4.73	36.80	30.01	4.83	38.51	29.50	4.90
	114.8	28.95	26.30	4.73	30.65	26.06	4.80	32.36	28.13	4.86	33.21	30.34	4.90	35.77	29.67	5.00	37.47	29.19	5.07
CTXS07L + CTXS07L + FTXS15L + FTXS15L	68.0	38.93	35.38	2.76	40.68	34.83	2.82	42.43	37.41	2.87	43.31	40.30	2.90	45.93	39.19	2.98	47.68	38.45	3.20
	77.0	37.16	34.59	2.93	38.91	34.08	2.98	40.66	36.72	3.04	41.54	39.64	3.07	44.16	38.61	3.15	45.92	37.92	3.20
	86.0	35.39	33.80	3.11	37.14	33.35	3.16	38.89	36.04	3.22	39.77	38.98	3.25	42.40	38.03	3.33	44.15	37.39	3.39
	89.6	34.68	33.48	3.19	36.44	33.05	3.24	38.19	35.77	3.30	39.06	38.72	3.32	41.69	37.80	3.41	43.44	37.18	3.46
	95.0	33.62	33.01	3.31	35.37	32.61	3.36	37.12	35.36	3.42	38.00	38.00	3.44	40.63	37.46	3.53	42.38	36.87	3.58
	104.0	31.85	31.85	3.52	33.60	31.89	3.57	35.36	34.69	3.63	36.23	36.23	3.65	38.86	36.89	3.74	40.61	36.35	3.79
	109.4	30.79	30.79	3.65	32.54	31.46	3.71	34.29	34.29	3.76	35.17	35.17	3.79	37.80	36.55	3.87	39.55	36.04	3.93
	114.8	29.73	29.73	3.79	31.48	31.02	3.85	33.23	33.23	3.90	34.11	34.11	3.93	36.73	36.21	4.01	38.48	35.73	4.07

Combination (Capacity)	Outdoor air temp. EDB	Indoor air temp.:EWB																	
		57.2			60.8			64.4			67.0			71.6			75.2		
		TC	SHC	PI	TC	SHC	PI	TC	SHC	PI	TC	SHC	PI	TC	SHC	PI	TC	SHC	PI
		kBtu/h	kBtu/h	kW	kBtu/h	kBtu/h	kW	kBtu/h	kBtu/h	kW	kBtu/h	kBtu/h	kW	kBtu/h	kBtu/h	kW	kBtu/h	kBtu/h	kW
CTXS07L + CTXS07L + FTXS15L + CDXS15L	68.0	38.42	33.48	3.22	40.15	32.94	3.28	41.87	35.24	3.35	42.74	37.83	3.38	45.33	36.73	3.48	47.06	35.99	3.73
	77.0	36.67	32.68	3.41	38.40	32.20	3.48	40.13	34.55	3.54	40.99	37.16	3.57	43.58	36.15	3.67	45.31	35.46	3.73
	86.0	34.93	31.89	3.63	36.65	31.46	3.69	38.38	33.86	3.75	39.25	36.51	3.79	41.84	35.57	3.88	43.57	34.93	3.95
	89.6	34.23	31.58	3.71	35.96	31.16	3.78	37.68	33.59	3.84	38.55	36.24	3.87	41.14	35.34	3.97	42.87	34.72	4.04
	95.0	33.18	31.11	3.85	34.91	30.72	3.92	36.64	33.18	3.98	37.50	35.85	4.01	40.09	34.99	4.11	41.82	34.41	4.17
	104.0	31.43	30.33	4.10	33.16	30.00	4.16	34.89	32.51	4.23	35.75	35.20	4.26	38.35	34.42	4.36	40.07	33.89	4.42
	109.4	30.39	29.87	4.26	32.11	29.57	4.32	33.84	32.11	4.38	34.71	34.71	4.42	37.30	34.08	4.51	39.03	33.58	4.58
	114.8	29.34	29.34	4.42	31.07	29.14	4.48	32.79	31.71	4.55	33.66	33.66	4.58	36.25	33.75	4.68	37.98	33.27	4.74
CTXS07L + CTXS07L + CDXS15L + CDXS15L	68.0	37.91	31.61	3.37	39.61	31.08	3.44	41.32	33.09	3.51	42.17	35.38	3.54	44.73	34.30	3.64	46.43	33.56	3.71
	77.0	36.18	30.80	3.58	37.89	30.33	3.64	39.59	32.40	3.71	40.45	34.71	3.74	43.00	33.71	3.84	44.71	33.02	3.91
	86.0	34.46	30.01	3.80	36.17	29.59	3.86	37.87	31.71	3.93	38.72	34.05	3.96	41.28	33.13	4.07	42.98	32.49	4.13
	89.6	33.77	29.69	3.89	35.48	29.30	3.96	37.18	31.43	4.02	38.03	33.79	4.06	40.59	32.90	4.16	42.30	32.28	4.23
	95.0	32.74	29.22	4.04	34.44	28.86	4.10	36.15	31.02	4.17	37.00	33.39	4.20	39.56	32.55	4.31	41.26	31.96	4.37
	104.0	31.02	28.44	4.29	32.72	28.13	4.36	34.42	30.35	4.43	35.28	32.74	4.46	37.83	31.98	4.56	39.54	31.44	4.63
	109.4	29.98	27.98	4.46	31.69	27.69	4.53	33.39	29.94	4.59	34.24	32.35	4.63	36.80	31.64	4.73	38.51	31.13	4.79
	114.8	28.95	27.52	4.63	30.65	27.26	4.70	32.36	29.54	4.76	33.21	31.97	4.80	35.77	31.30	4.90	37.47	30.82	4.96
CTXS07L + CTXS07L + FTXS15L + FTXS18L	68.0	38.93	35.53	2.73	40.68	34.97	2.78	42.43	37.58	2.84	43.31	40.49	2.87	45.93	39.39	2.95	47.68	38.64	3.17
	77.0	37.16	34.73	2.89	38.91	34.22	2.95	40.66	36.89	3.00	41.54	39.83	3.03	44.16	38.80	3.11	45.92	38.11	3.17
	86.0	35.39	33.94	3.07	37.14	33.49	3.13	38.89	36.21	3.18	39.77	39.18	3.21	42.40	38.23	3.29	44.15	37.58	3.35
	89.6	34.68	33.63	3.15	36.44	33.20	3.20	38.19	35.94	3.26	39.06	38.92	3.29	41.69	38.00	3.37	43.44	37.37	3.42
	95.0	33.62	33.16	3.27	35.37	32.76	3.32	37.12	35.53	3.38	38.00	38.00	3.40	40.63	37.65	3.49	42.38	37.06	3.54
	104.0	31.85	31.85	3.48	33.60	32.03	3.53	35.36	34.86	3.59	36.23	36.23	3.61	38.86	37.08	3.69	40.61	36.54	3.75
	109.4	30.79	30.79	3.61	32.54	31.60	3.66	34.29	34.29	3.72	35.17	35.17	3.74	37.80	36.74	3.83	39.55	36.23	3.88
	114.8	29.73	29.73	3.75	31.48	31.17	3.80	33.23	33.23	3.86	34.11	34.11	3.88	36.73	36.41	3.96	38.48	35.93	4.02
CTXS07L + CTXS07L + FTXS15L + CDXS18L	68.0	38.42	33.48	3.29	40.15	32.94	3.36	41.87	35.24	3.42	42.74	37.83	3.46	45.33	36.73	3.55	47.06	35.99	3.82
	77.0	36.67	32.68	3.49	38.40	32.20	3.56	40.13	34.55	3.62	40.99	37.16	3.65	43.58	36.15	3.75	45.31	35.46	3.82
	86.0	34.93	31.89	3.71	36.65	31.46	3.77	38.38	33.86	3.84	39.25	36.51	3.87	41.84	35.57	3.97	43.57	34.93	4.03
	89.6	34.23	31.58	3.80	35.96	31.16	3.86	37.68	33.59	3.93	38.55	36.24	3.96	41.14	35.34	4.06	42.87	34.72	4.13
	95.0	33.18	31.11	3.94	34.91	30.72	4.01	36.64	33.18	4.07	37.50	35.85	4.10	40.09	34.99	4.20	41.82	34.41	4.27
	104.0	31.43	30.33	4.19	33.16	30.00	4.26	34.89	32.51	4.32	35.75	35.20	4.36	38.35	34.42	4.45	40.07	33.89	4.52
	109.4	30.39	29.87	4.35	32.11	29.57	4.42	33.84	32.11	4.48	34.71	34.71	4.52	37.30	34.08	4.61	39.03	33.58	4.68
	114.8	29.34	29.34	4.52	31.07	29.14	4.58	32.79	31.71	4.65	33.66	33.66	4.68	36.25	33.75	4.78	37.98	33.27	4.85
CTXS07L + CTXS07L + CDXS15L + FTXS18L	68.0	38.42	33.62	3.26	40.15	33.08	3.33	41.87	35.40	3.39	42.74	38.02	3.42	45.33	36.92	3.52	47.06	36.18	3.78
	77.0	36.67	32.82	3.46	38.40	32.34	3.52	40.13	34.71	3.59	40.99	37.35	3.62	43.58	36.34	3.72	45.31	35.65	3.78
	86.0	34.93	32.03	3.67	36.65	31.60	3.74	38.38	34.03	3.80	39.25	36.70	3.83	41.84	35.76	3.93	43.57	35.12	4.00
	89.6	34.23	31.72	3.76	35.96	31.30	3.83	37.68	33.76	3.89	38.55	36.44	3.92	41.14	35.53	4.02	42.87	34.91	4.09
	95.0	33.18	31.25	3.90	34.91	30.87	3.97	36.64	33.35	4.03	37.50	36.04	4.06	40.09	35.19	4.16	41.82	34.60	4.23
	104.0	31.43	30.47	4.15	33.16	30.14	4.22	34.89	32.68	4.28	35.75	35.40	4.31	38.35	34.62	4.41	40.07	34.08	4.48
	109.4	30.39	30.01	4.31	32.11	29.71	4.37	33.84	32.27	4.44	34.71	34.71	4.47	37.30	34.28	4.57	39.03	33.77	4.63
	114.8	29.34	29.34	4.47	31.07	29.28	4.54	32.79	31.88	4.60	33.66	33.66	4.64	36.25	33.94	4.73	37.98	33.46	4.80
CTXS07L + CTXS07L + CDXS15L + CDXS18L	68.0	37.91	31.61	3.53	39.61	31.08	3.60	41.32	33.09	3.67	42.17	35.38	3.70	44.73	34.30	3.81	46.43	33.56	3.88
	77.0	36.18	30.80	3.74	37.89	30.33	3.81	39.59	32.40	3.88	40.45	34.71	3.91	43.00	33.71	4.02	44.71	33.02	4.09
	86.0	34.46	30.01	3.97	36.17	29.59	4.04	37.87	31.71	4.11	38.72	34.05	4.14	41.28	33.13	4.25	42.98	32.49	4.32
	89.6	33.77	29.69	4.07	35.48	29.30	4.14	37.18	31.43	4.21	38.03	33.79	4.24	40.59	32.90	4.35	42.30	32.28	4.42
	95.0	32.74	29.22	4.22	34.44	28.86	4.29	36.15	31.02	4.36	37.00	33.39	4.39	39.56	32.55	4.50	41.26	31.96	4.57
	104.0	31.02	28.44	4.49	32.72	28.13	4.56	34.42	30.35	4.63	35.28	32.74	4.66	37.83	31.98	4.77	39.54	31.44	4.84
	109.4	29.98	27.98	4.66	31.69	27.69	4.73	33.39	29.94	4.80	34.24	32.35	4.84	36.80	31.64	4.94	38.51	31.13	5.01
	114.8	28.95	27.52	4.84	30.65	27.26	4.91	32.36	29.54	4.98	33.21	31.97	5.01	35.77	31.30	5.12	37.47	30.82	5.19

Combination (Capacity)	Outdoor air temp. EDB	Indoor air temp.:EWB																		
		57.2			60.8			64.4			67.0			71.6			75.2		
		TC	SHC	PI	TC	SHC	PI	TC	SHC	PI	TC	SHC	PI	TC	SHC	PI	TC	SHC	PI
		kBtu/h	kBtu/h	kW	kBtu/h	kBtu/h	kW	kBtu/h	kBtu/h	kW	kBtu/h	kBtu/h	kW	kBtu/h	kBtu/h	kW	kBtu/h	kBtu/h	kW
CTXS07L + FTXS09L + FTXS09L + FTXS09L	68.0	37.39	30.54	2.74	39.08	30.03	2.79	40.76	31.89	2.85	41.60	34.03	2.87	44.12	32.96	2.96	45.80	32.23	3.01
	77.0	35.70	29.74	2.90	37.38	29.28	2.96	39.06	31.20	3.01	39.90	33.36	3.04	42.42	32.37	3.12	44.10	31.69	3.18
	86.0	34.00	28.95	3.08	35.68	28.54	3.14	37.36	30.51	3.19	38.20	32.70	3.22	40.72	31.79	3.30	42.40	31.16	3.36
	89.6	33.32	28.63	3.16	35.00	28.25	3.21	36.68	30.24	3.27	37.52	32.44	3.30	40.04	31.56	3.38	41.72	30.95	3.43
	95.0	32.30	28.17	3.28	33.98	27.81	3.33	35.66	29.83	3.39	36.50	32.05	3.41	39.02	31.22	3.50	40.70	30.63	3.55
	104.0	30.60	27.39	3.49	32.28	27.08	3.54	33.96	29.15	3.60	34.80	31.40	3.62	37.32	30.64	3.70	39.00	30.11	3.76
	109.4	29.58	26.93	3.62	31.26	26.65	3.67	32.94	28.75	3.73	33.78	31.01	3.76	36.30	30.30	3.84	37.98	29.80	3.89
	114.8	28.56	26.47	3.76	30.24	26.22	3.81	31.92	28.35	3.87	32.76	30.63	3.89	35.28	29.97	3.98	36.97	29.49	4.03
CTXS07L + FTXS09L + FTXS09L + FDXS09L	68.0	36.78	29.71	3.00	38.43	29.20	3.06	40.09	30.97	3.12	40.91	33.02	3.15	43.40	31.97	3.24	45.05	31.24	3.30
	77.0	35.11	28.91	3.18	36.76	28.46	3.24	38.42	30.29	3.30	39.24	32.36	3.33	41.72	31.38	3.42	43.38	30.71	3.48
	86.0	33.44	28.13	3.38	35.09	27.73	3.44	36.74	29.61	3.50	37.57	31.70	3.53	40.05	30.81	3.62	41.71	30.18	3.68
	89.6	32.77	27.82	3.46	34.42	27.44	3.52	36.08	29.34	3.58	36.90	31.44	3.61	39.38	30.58	3.70	41.04	29.98	3.76
	95.0	31.77	27.36	3.59	33.42	27.01	3.65	35.07	28.94	3.71	35.90	31.05	3.74	38.38	30.24	3.83	40.03	29.66	3.89
	104.0	30.09	26.59	3.82	31.75	26.29	3.88	33.40	28.27	3.94	34.23	30.41	3.97	36.71	29.67	4.06	38.36	29.15	4.12
	109.4	29.09	26.14	3.97	30.74	25.87	4.03	32.40	27.87	4.09	33.23	30.03	4.12	35.71	29.34	4.21	37.36	28.84	4.27
	114.8	28.09	25.68	4.12	29.74	25.44	4.18	31.40	27.48	4.24	32.22	29.65	4.27	34.70	29.00	4.36	36.36	28.54	4.42
CTXS07L + FTXS09L + FDXS09L + FDXS09L	68.0	36.27	28.92	3.16	37.90	28.43	3.23	39.53	30.11	3.29	40.34	32.05	3.32	42.79	31.02	3.42	44.42	30.30	3.48
	77.0	34.62	28.14	3.35	36.25	27.70	3.42	37.88	29.43	3.48	38.70	31.40	3.51	41.14	30.44	3.61	42.77	29.77	3.67
	86.0	32.97	27.36	3.56	34.60	26.97	3.62	36.23	28.75	3.69	37.05	30.75	3.72	39.49	29.87	3.81	41.13	29.25	3.88
	89.6	32.31	27.05	3.65	33.94	26.68	3.71	35.57	28.48	3.78	36.39	30.49	3.81	38.84	29.64	3.90	40.47	29.04	3.96
	95.0	31.32	26.59	3.79	32.95	26.25	3.85	34.58	28.08	3.91	35.40	30.10	3.94	37.85	29.30	4.04	39.48	28.73	4.10
	104.0	29.67	25.83	4.03	31.31	25.54	4.09	32.94	27.42	4.15	33.75	29.47	4.19	36.20	28.74	4.28	37.83	28.22	4.34
	109.4	28.69	25.38	4.18	30.32	25.12	4.24	31.95	27.03	4.31	32.76	29.09	4.34	35.21	28.40	4.43	36.84	27.91	4.50
	114.8	27.70	24.93	4.34	29.33	24.70	4.40	30.96	26.64	4.47	31.77	28.71	4.50	34.22	28.07	4.59	35.85	27.61	4.66
CTXS07L + FDXS09L + FDXS09L + FDXS09L	68.0	35.65	28.10	3.27	37.26	27.62	3.33	38.86	29.20	3.40	39.66	31.05	3.43	42.07	30.03	3.53	43.67	29.32	3.59
	77.0	34.03	27.32	3.46	35.64	26.89	3.53	37.24	28.53	3.60	38.04	30.40	3.63	40.45	29.45	3.73	42.05	28.79	3.79
	86.0	32.41	26.55	3.68	34.02	26.17	3.74	35.62	27.86	3.81	36.42	29.75	3.84	38.83	28.89	3.94	40.43	28.28	4.00
	89.6	31.76	26.25	3.77	33.37	25.89	3.84	34.97	27.59	3.90	35.77	29.50	3.93	38.18	28.66	4.03	39.78	28.07	4.10
	95.0	30.79	25.79	3.91	32.40	25.46	3.98	34.00	27.20	4.04	34.80	29.12	4.07	37.20	28.33	4.17	38.81	27.77	4.24
	104.0	29.17	25.04	4.16	30.77	24.76	4.23	32.38	26.54	4.29	33.18	28.49	4.32	35.58	27.77	4.42	37.19	27.26	4.49
	109.4	28.20	24.59	4.32	29.80	24.34	4.39	31.41	26.15	4.45	32.21	28.11	4.48	34.61	27.44	4.58	36.22	26.96	4.65
	114.8	27.23	24.15	4.48	28.83	23.92	4.55	30.43	25.77	4.61	31.24	27.74	4.65	33.64	27.11	4.75	35.24	26.66	4.81
CTXS07L + FTXS09L + FTXS09L + FTXS12L	68.0	38.93	31.24	2.75	40.68	30.71	2.80	42.43	32.55	2.86	43.31	34.68	2.88	45.93	33.56	2.97	47.68	32.79	3.02
	77.0	37.16	30.40	2.91	38.91	29.93	2.97	40.66	31.82	3.02	41.54	33.97	3.05	44.16	32.95	3.13	45.92	32.23	3.19
	86.0	35.39	29.57	3.09	37.14	29.15	3.15	38.89	31.10	3.20	39.77	33.28	3.23	42.40	32.33	3.31	44.15	31.67	3.37
	89.6	34.68	29.24	3.17	36.44	28.84	3.22	38.19	30.81	3.28	39.06	33.00	3.30	41.69	32.09	3.39	43.44	31.45	3.44
	95.0	33.62	28.75	3.29	35.37	28.38	3.34	37.12	30.39	3.40	38.00	32.59	3.42	40.63	31.73	3.51	42.38	31.12	3.56
	104.0	31.85	27.94	3.50	33.60	27.62	3.55	35.36	29.68	3.61	36.23	31.91	3.63	38.86	31.13	3.72	40.61	30.57	3.77
	109.4	30.79	27.45	3.63	32.54	27.17	3.68	34.29	29.26	3.74	35.17	31.50	3.77	37.80	30.77	3.85	39.55	30.24	3.90
	114.8	29.73	26.97	3.77	31.48	26.72	3.82	33.23	28.84	3.88	34.11	31.10	3.91	36.73	30.41	3.99	38.48	29.92	4.04
CTXS07L + FTXS09L + FTXS09L + FDXS12L	68.0	38.42	30.43	3.26	40.15	29.91	3.33	41.87	31.64	3.39	42.74	33.66	3.42	45.33	32.56	3.52	47.06	31.80	3.59
	77.0	36.67	29.59	3.46	38.40	29.13	3.52	40.13	30.92	3.59	40.99	32.96	3.62	43.58	31.95	3.72	45.31	31.24	3.78
	86.0	34.93	28.77	3.67	36.65	28.36	3.74	38.38	30.20	3.80	39.25	32.27	3.83	41.84	31.34	3.93	43.57	30.68	4.00
	89.6	34.23	28.44	3.76	35.96	28.05	3.83	37.68	29.92	3.89	38.55	32.00	3.92	41.14	31.10	4.02	42.87	30.46	4.09
	95.0	33.18	27.95	3.90	34.91	27.59	3.97	36.64	29.49	4.03	37.50	31.59	4.06	40.09	30.74	4.16	41.82	30.13	4.23
	104.0	31.43	27.14	4.15	33.16	26.84	4.22	34.89	28.79	4.28	35.75	30.91	4.31	38.35	30.14	4.41	40.07	29.59	4.48
	109.4	30.39	26.66	4.31	32.11	26.39	4.37	33.84	28.37	4.44	34.71	30.51	4.47	37.30	29.78	4.57	39.03	29.26	4.63
	114.8	29.34	26.18	4.47	31.07	25.94	4.54	32.79	27.95	4.60	33.66	30.11	4.64	36.25	29.43	4.73	37.98	28.94	4.80

Combination (Capacity)	Outdoor air temp. EDB	Indoor air temp.:EWB																		
		57.2			60.8			64.4			67.0			71.6			75.2		
		TC	SHC	PI	TC	SHC	PI	TC	SHC	PI	TC	SHC	PI	TC	SHC	PI	TC	SHC	PI
		kBtu/h	kBtu/h	kW	kBtu/h	kBtu/h	kW	kBtu/h	kBtu/h	kW	kBtu/h	kBtu/h	kW	kBtu/h	kBtu/h	kW	kBtu/h	kBtu/h	kW
CTXS07L + FTXS09L + FDXS09L + FTXS12L	68.0	38.42	30.46	3.20	40.15	29.94	3.26	41.87	31.69	3.32	42.74	33.71	3.36	45.33	32.61	3.45	47.06	31.85	3.51
	77.0	36.67	29.63	3.39	38.40	29.17	3.45	40.13	30.96	3.52	40.99	33.01	3.55	43.58	32.00	3.64	45.31	31.29	3.71
	86.0	34.93	28.81	3.60	36.65	28.39	3.66	38.38	30.25	3.73	39.25	32.32	3.76	41.84	31.39	3.85	43.57	30.74	3.92
	89.6	34.23	28.48	3.69	35.96	28.09	3.75	37.68	29.96	3.81	38.55	32.05	3.85	41.14	31.15	3.94	42.87	30.52	4.01
	95.0	33.18	27.99	3.83	34.91	27.63	3.89	36.64	29.54	3.95	37.50	31.64	3.98	40.09	30.79	4.08	41.82	30.19	4.14
	104.0	31.43	27.18	4.07	33.16	26.87	4.13	34.89	28.83	4.20	35.75	30.96	4.23	38.35	30.19	4.32	40.07	29.64	4.39
	109.4	30.39	26.70	4.22	32.11	26.43	4.29	33.84	28.42	4.35	34.71	30.56	4.38	37.30	29.84	4.48	39.03	29.32	4.54
	114.8	29.34	26.22	4.39	31.07	25.98	4.45	32.79	28.00	4.51	33.66	30.16	4.54	36.25	29.48	4.64	37.98	29.00	4.70
CTXS07L + FTXS09L + FDXS09L + FDXS12L	68.0	37.91	29.65	3.36	39.61	29.14	3.42	41.32	30.79	3.49	42.17	32.70	3.52	44.73	31.62	3.62	46.43	30.86	3.69
	77.0	36.18	28.82	3.56	37.89	28.37	3.63	39.59	30.06	3.69	40.45	32.01	3.73	43.00	31.01	3.83	44.71	30.30	3.89
	86.0	34.46	28.00	3.78	36.17	27.60	3.85	37.87	29.35	3.91	38.72	31.32	3.95	41.28	30.40	4.05	42.98	29.75	4.11
	89.6	33.77	27.68	3.87	35.48	27.30	3.94	37.18	29.07	4.01	38.03	31.05	4.04	40.59	30.16	4.14	42.30	29.53	4.21
	95.0	32.74	27.19	4.02	34.44	26.84	4.08	36.15	28.64	4.15	37.00	30.64	4.18	39.56	29.80	4.28	41.26	29.20	4.35
	104.0	31.02	26.39	4.27	32.72	26.09	4.34	34.42	27.95	4.41	35.28	29.97	4.44	37.83	29.21	4.54	39.54	28.66	4.61
	109.4	29.98	25.91	4.44	31.69	25.64	4.50	33.39	27.53	4.57	34.24	29.57	4.60	36.80	28.86	4.70	38.51	28.34	4.77
	114.8	28.95	25.44	4.61	30.65	25.20	4.67	32.36	27.12	4.74	33.21	29.17	4.77	35.77	28.50	4.87	37.47	28.02	4.94
CTXS07L + FDXS09L + FDXS09L + FTXS12L	68.0	37.91	29.69	3.36	39.61	29.18	3.42	41.32	30.83	3.49	42.17	32.75	3.52	44.73	31.67	3.62	46.43	30.91	3.69
	77.0	36.18	28.86	3.56	37.89	28.40	3.63	39.59	30.11	3.69	40.45	32.06	3.73	43.00	31.06	3.83	44.71	30.36	3.89
	86.0	34.46	28.04	3.78	36.17	27.64	3.85	37.87	29.39	3.91	38.72	31.37	3.95	41.28	30.45	4.05	42.98	29.80	4.11
	89.6	33.77	27.72	3.87	35.48	27.33	3.94	37.18	29.11	4.01	38.03	31.10	4.04	40.59	30.21	4.14	42.30	29.58	4.21
	95.0	32.74	27.23	4.02	34.44	26.88	4.08	36.15	28.69	4.15	37.00	30.69	4.18	39.56	29.85	4.28	41.26	29.26	4.35
	104.0	31.02	26.43	4.27	32.72	26.13	4.34	34.42	27.99	4.41	35.28	30.02	4.44	37.83	29.26	4.54	39.54	28.72	4.61
	109.4	29.98	25.95	4.44	31.69	25.68	4.50	33.39	27.58	4.57	34.24	29.62	4.60	36.80	28.91	4.70	38.51	28.39	4.77
	114.8	28.95	25.48	4.61	30.65	25.24	4.67	32.36	27.16	4.74	33.21	29.23	4.77	35.77	28.56	4.87	37.47	28.08	4.94
CTXS07L + FDXS09L + FDXS09L + FDXS12L	68.0	37.39	28.88	3.52	39.08	28.38	3.59	40.76	29.93	3.66	41.60	31.75	3.69	44.12	30.68	3.80	45.80	29.93	3.87
	77.0	35.70	28.06	3.73	37.38	27.61	3.80	39.06	29.21	3.87	39.90	31.06	3.90	42.42	30.07	4.01	44.10	29.37	4.08
	86.0	34.00	27.24	3.96	35.68	26.85	4.03	37.36	28.50	4.10	38.20	30.38	4.13	40.72	29.47	4.24	42.40	28.82	4.31
	89.6	33.32	26.92	4.06	35.00	26.54	4.13	36.68	28.22	4.20	37.52	30.10	4.23	40.04	29.23	4.34	41.72	28.61	4.41
	95.0	32.30	26.44	4.21	33.98	26.09	4.28	35.66	27.80	4.35	36.50	29.70	4.38	39.02	28.87	4.49	40.70	28.28	4.56
	104.0	30.60	25.64	4.48	32.28	25.35	4.55	33.96	27.11	4.62	34.80	29.03	4.65	37.32	28.28	4.76	39.00	27.74	4.83
	109.4	29.58	25.16	4.65	31.26	24.90	4.72	32.94	26.69	4.79	33.78	28.63	4.82	36.30	27.93	4.93	37.98	27.42	5.00
	114.8	28.56	24.69	4.83	30.24	24.46	4.90	31.92	26.28	4.97	32.76	28.24	5.00	35.28	27.58	5.11	36.97	27.10	5.18
CTXS07L + FTXS09L + FTXS09L + FTXS15L	68.0	38.93	33.42	2.73	40.68	32.88	2.78	42.43	35.12	2.84	43.31	37.65	2.87	45.93	36.54	2.95	47.68	35.79	3.17
	77.0	37.16	32.61	2.89	38.91	32.12	2.95	40.66	34.41	3.00	41.54	36.97	3.03	44.16	35.95	3.11	45.92	35.24	3.17
	86.0	35.39	31.81	3.07	37.14	31.37	3.13	38.89	33.71	3.18	39.77	36.30	3.21	42.40	35.35	3.29	44.15	34.70	3.35
	89.6	34.68	31.49	3.15	36.44	31.07	3.20	38.19	33.44	3.26	39.06	36.03	3.29	41.69	35.12	3.37	43.44	34.49	3.42
	95.0	33.62	31.01	3.27	35.37	30.62	3.32	37.12	33.02	3.38	38.00	35.63	3.40	40.63	34.77	3.49	42.38	34.17	3.54
	104.0	31.85	30.21	3.48	33.60	29.88	3.53	35.36	32.33	3.59	36.23	34.97	3.61	38.86	34.19	3.69	40.61	33.64	3.75
	109.4	30.79	29.74	3.61	32.54	29.44	3.66	34.29	31.92	3.72	35.17	34.58	3.74	37.80	33.84	3.83	39.55	33.32	3.88
	114.8	29.73	29.27	3.75	31.48	29.00	3.80	33.23	31.52	3.86	34.11	34.11	3.88	36.73	33.49	3.96	38.48	33.01	4.02
CTXS07L + FTXS09L + FTXS09L + CDXS15L	68.0	38.42	31.56	3.30	40.15	31.03	3.37	41.87	32.98	3.43	42.74	35.22	3.46	45.33	34.12	3.56	47.06	33.37	3.63
	77.0	36.67	30.74	3.50	38.40	30.27	3.56	40.13	32.27	3.63	40.99	34.53	3.66	43.58	33.52	3.76	45.31	32.82	3.83
	86.0	34.93	29.93	3.72	36.65	29.51	3.78	38.38	31.57	3.85	39.25	33.86	3.88	41.84	32.92	3.98	43.57	32.27	4.04
	89.6	34.23	29.61	3.81	35.96	29.21	3.87	37.68	31.29	3.94	38.55	33.59	3.97	41.14	32.69	4.07	42.87	32.06	4.14
	95.0	33.18	29.13	3.95	34.91	28.76	4.02	36.64	30.87	4.08	37.50	33.19	4.11	40.09	32.33	4.21	41.82	31.73	4.28
	104.0	31.43	28.33	4.20	33.16	28.02	4.27	34.89	30.18	4.33	35.75	32.52	4.37	38.35	31.75	4.47	40.07	31.20	4.53
	109.4	30.39	27.86	4.36	32.11	27.58	4.43	33.84	29.77	4.49	34.71	32.13	4.53	37.30	31.40	4.63	39.03	30.88	4.69
	114.8	29.34	27.39	4.53	31.07	27.14	4.59	32.79	29.36	4.66	33.66	31.73	4.69	36.25	31.05	4.79	37.98	30.57	4.86

Combination (Capacity)	Outdoor air temp. EDB	Indoor air temp.:EWB																		
		57.2			60.8			64.4			67.0			71.6			75.2		
		TC	SHC	PI	TC	SHC	PI	TC	SHC	PI	TC	SHC	PI	TC	SHC	PI	TC	SHC	PI
		kBtu/h	kBtu/h	kW	kBtu/h	kBtu/h	kW	kBtu/h	kBtu/h	kW	kBtu/h	kBtu/h	kW	kBtu/h	kBtu/h	kW	kBtu/h	kBtu/h	kW
CTXS07L + FTXS09L + FDXS09L + FTXS15L	68.0	38.42	32.63	3.19	40.15	32.09	3.25	41.87	34.24	3.32	42.74	36.67	3.35	45.33	35.58	3.44	47.06	34.83	3.70
	77.0	36.67	31.82	3.38	38.40	31.34	3.44	40.13	33.54	3.51	40.99	36.00	3.54	43.58	34.99	3.63	45.31	34.29	3.70
	86.0	34.93	31.02	3.59	36.65	30.59	3.65	38.38	32.85	3.72	39.25	35.33	3.75	41.84	34.40	3.84	43.57	33.76	3.91
	89.6	34.23	30.71	3.68	35.96	30.30	3.74	37.68	32.57	3.80	38.55	35.07	3.84	41.14	34.17	3.93	42.87	33.54	4.00
	95.0	33.18	30.23	3.82	34.91	29.85	3.88	36.64	32.16	3.94	37.50	34.67	3.97	40.09	33.82	4.07	41.82	33.22	4.13
	104.0	31.43	29.45	4.06	33.16	29.12	4.12	34.89	31.48	4.19	35.75	34.02	4.22	38.35	33.24	4.31	40.07	32.70	4.38
	109.4	30.39	28.98	4.21	32.11	28.69	4.28	33.84	31.07	4.34	34.71	33.63	4.37	37.30	32.90	4.47	39.03	32.39	4.53
	114.8	29.34	28.51	4.37	31.07	28.25	4.44	32.79	30.67	4.50	33.66	33.24	4.53	36.25	32.56	4.63	37.98	32.07	4.69
CTXS07L + FTXS09L + FDXS09L + CDXS15L	68.0	37.91	30.77	3.46	39.61	30.26	3.53	41.32	32.11	3.60	42.17	34.25	3.63	44.73	33.17	3.74	46.43	32.42	3.81
	77.0	36.18	29.96	3.67	37.89	29.50	3.74	39.59	31.41	3.81	40.45	33.57	3.84	43.00	32.57	3.95	44.71	31.87	4.01
	86.0	34.46	29.16	3.90	36.17	28.75	3.97	37.87	30.71	4.03	38.72	32.90	4.07	41.28	31.98	4.17	42.98	31.33	4.24
	89.6	33.77	28.84	3.99	35.48	28.45	4.06	37.18	30.43	4.13	38.03	32.63	4.16	40.59	31.74	4.27	42.30	31.12	4.34
	95.0	32.74	28.36	4.14	34.44	28.00	4.21	36.15	30.02	4.28	37.00	32.23	4.31	39.56	31.39	4.42	41.26	30.80	4.49
	104.0	31.02	27.57	4.41	32.72	27.26	4.48	34.42	29.33	4.54	35.28	31.57	4.58	37.83	30.81	4.68	39.54	30.27	4.75
	109.4	29.98	27.10	4.57	31.69	26.83	4.64	33.39	28.92	4.71	34.24	31.18	4.75	36.80	30.46	4.85	38.51	29.95	4.92
	114.8	28.95	26.64	4.75	30.65	26.39	4.82	32.36	28.52	4.89	33.21	30.79	4.92	35.77	30.12	5.03	37.47	29.64	5.09
CTXS07L + FDXS09L + FDXS09L + FTXS15L	68.0	37.91	31.84	3.35	39.61	31.31	3.42	41.32	33.36	3.48	42.17	35.69	3.52	44.73	34.61	3.62	46.43	33.87	3.88
	77.0	36.18	31.04	3.55	37.89	30.56	3.62	39.59	32.67	3.68	40.45	35.03	3.72	43.00	34.03	3.82	44.71	33.34	3.88
	86.0	34.46	30.24	3.77	36.17	29.82	3.84	37.87	31.98	3.90	38.72	34.37	3.94	41.28	33.45	4.04	42.98	32.81	4.10
	89.6	33.77	29.93	3.86	35.48	29.53	3.93	37.18	31.71	4.00	38.03	34.10	4.03	40.59	33.21	4.13	42.30	32.60	4.20
	95.0	32.74	29.46	4.01	34.44	29.09	4.07	36.15	31.30	4.14	37.00	33.71	4.17	39.56	32.87	4.27	41.26	32.28	4.34
	104.0	31.02	28.68	4.26	32.72	28.36	4.33	34.42	30.62	4.40	35.28	33.06	4.43	37.83	32.30	4.53	39.54	31.76	4.60
	109.4	29.98	28.22	4.43	31.69	27.93	4.49	33.39	30.22	4.56	34.24	32.68	4.59	36.80	31.96	4.69	38.51	31.45	4.76
	114.8	28.95	27.76	4.59	30.65	27.50	4.66	32.36	29.82	4.73	33.21	32.29	4.76	35.77	31.62	4.86	37.47	31.14	4.93
CTXS07L + FDXS09L + FDXS09L + CDXS15L	68.0	37.39	29.99	3.57	39.08	29.48	3.64	40.76	31.25	3.71	41.60	33.28	3.74	44.12	32.21	3.85	45.80	31.47	3.92
	77.0	35.70	29.19	3.78	37.38	28.73	3.85	39.06	30.54	3.92	39.90	32.61	3.96	42.42	31.62	4.06	44.10	30.93	4.14
	86.0	34.00	28.39	4.01	35.68	27.98	4.08	37.36	29.85	4.16	38.20	31.94	4.19	40.72	31.03	4.30	42.40	30.39	4.37
	89.6	33.32	28.07	4.11	35.00	27.69	4.18	36.68	29.57	4.25	37.52	31.67	4.29	40.04	30.80	4.40	41.72	30.18	4.47
	95.0	32.30	27.60	4.27	33.98	27.24	4.34	35.66	29.16	4.41	36.50	31.28	4.44	39.02	30.45	4.55	40.70	29.86	4.62
	104.0	30.60	26.82	4.54	32.28	26.51	4.61	33.96	28.48	4.68	34.80	30.62	4.72	37.32	29.87	4.82	39.00	29.34	4.89
	109.4	29.58	26.35	4.71	31.26	26.08	4.78	32.94	28.08	4.85	33.78	30.23	4.89	36.30	29.53	5.00	37.98	29.02	5.07
	114.8	28.56	25.89	4.89	30.24	25.65	4.96	31.92	27.68	5.03	32.76	29.85	5.07	35.28	29.19	5.18	36.97	28.71	5.25
CTXS07L + FTXS09L + FTXS09L + FTXS18L	68.0	38.93	33.56	2.73	40.68	33.02	2.78	42.43	35.28	2.84	43.31	37.84	2.87	45.93	36.73	2.95	47.68	35.97	3.17
	77.0	37.16	32.75	2.89	38.91	32.26	2.95	40.66	34.58	3.00	41.54	37.16	3.03	44.16	36.13	3.11	45.92	35.43	3.17
	86.0	35.39	31.95	3.07	37.14	31.51	3.13	38.89	33.88	3.18	39.77	36.49	3.21	42.40	35.54	3.29	44.15	34.89	3.35
	89.6	34.68	31.63	3.15	36.44	31.21	3.20	38.19	33.60	3.26	39.06	36.22	3.29	41.69	35.31	3.37	43.44	34.68	3.42
	95.0	33.62	31.15	3.27	35.37	30.76	3.32	37.12	33.19	3.38	38.00	35.83	3.40	40.63	34.96	3.49	42.38	34.36	3.54
	104.0	31.85	30.36	3.48	33.60	30.02	3.53	35.36	32.50	3.59	36.23	35.17	3.61	38.86	34.38	3.69	40.61	33.83	3.75
	109.4	30.79	29.89	3.61	32.54	29.58	3.66	34.29	32.09	3.72	35.17	34.77	3.74	37.80	34.03	3.83	39.55	33.52	3.88
	114.8	29.73	29.42	3.75	31.48	29.15	3.80	33.23	31.69	3.86	34.11	34.11	3.88	36.73	33.69	3.96	38.48	33.20	4.02
CTXS07L + FTXS09L + FTXS09L + CDXS18L	68.0	38.42	31.56	3.29	40.15	31.03	3.36	41.87	32.98	3.42	42.74	35.22	3.46	45.33	34.12	3.55	47.06	33.37	3.62
	77.0	36.67	30.74	3.49	38.40	30.27	3.56	40.13	32.27	3.62	40.99	34.53	3.65	43.58	33.52	3.75	45.31	32.82	3.82
	86.0	34.93	29.93	3.71	36.65	29.51	3.77	38.38	31.57	3.84	39.25	33.86	3.87	41.84	32.92	3.97	43.57	32.27	4.03
	89.6	34.23	29.61	3.80	35.96	29.21	3.86	37.68	31.29	3.93	38.55	33.59	3.96	41.14	32.69	4.06	42.87	32.06	4.13
	95.0	33.18	29.13	3.94	34.91	28.76	4.01	36.64	30.87	4.07	37.50	33.19	4.10	40.09	32.33	4.20	41.82	31.73	4.27
	104.0	31.43	28.33	4.19	33.16	28.02	4.26	34.89	30.18	4.32	35.75	32.52	4.36	38.35	31.75	4.45	40.07	31.20	4.52
	109.4	30.39	27.86	4.35	32.11	27.58	4.42	33.84	29.77	4.48	34.71	32.13	4.52	37.30	31.40	4.61	39.03	30.88	4.68
	114.8	29.34	27.39	4.52	31.07	27.14	4.58	32.79	29.36	4.65	33.66	31.73	4.68	36.25	31.05	4.78	37.98	30.57	4.85

Combination (Capacity)	Outdoor air temp. EDB	Indoor air temp.:EWB																		
		57.2			60.8			64.4			67.0			71.6			75.2		
		TC	SHC	PI	TC	SHC	PI	TC	SHC	PI	TC	SHC	PI	TC	SHC	PI	TC	SHC	PI
		kBtu/h	kBtu/h	kW	kBtu/h	kBtu/h	kW	kBtu/h	kBtu/h	kW	kBtu/h	kBtu/h	kW	kBtu/h	kBtu/h	kW	kBtu/h	kBtu/h	kW
CTXS07L + FTXS09L + FDXS09L + FTXS18L	68.0	38.42	32.77	3.19	40.15	32.23	3.25	41.87	34.40	3.32	42.74	36.86	3.35	45.33	35.76	3.44	47.06	35.02	3.70
	77.0	36.67	31.96	3.38	38.40	31.48	3.44	40.13	33.70	3.51	40.99	36.19	3.54	43.58	35.17	3.63	45.31	34.48	3.70
	86.0	34.93	31.16	3.59	36.65	30.73	3.65	38.38	33.01	3.72	39.25	35.52	3.75	41.84	34.59	3.84	43.57	33.95	3.91
	89.6	34.23	30.85	3.68	35.96	30.44	3.74	37.68	32.74	3.80	38.55	35.26	3.84	41.14	34.36	3.93	42.87	33.73	4.00
	95.0	33.18	30.37	3.82	34.91	30.00	3.88	36.64	32.33	3.94	37.50	34.86	3.97	40.09	34.01	4.07	41.82	33.42	4.13
	104.0	31.43	29.59	4.06	33.16	29.26	4.12	34.89	31.65	4.19	35.75	34.21	4.22	38.35	33.43	4.31	40.07	32.89	4.38
	109.4	30.39	29.12	4.21	32.11	28.83	4.28	33.84	31.24	4.34	34.71	33.82	4.37	37.30	33.09	4.47	39.03	32.58	4.53
	114.8	29.34	28.66	4.37	31.07	28.39	4.44	32.79	30.84	4.50	33.66	33.43	4.53	36.25	32.75	4.63	37.98	32.27	4.69
CTXS07L + FTXS09L + FDXS09L + CDXS18L	68.0	37.91	30.77	3.45	39.61	30.26	3.52	41.32	32.11	3.59	42.17	34.25	3.62	44.73	33.17	3.73	46.43	32.42	3.80
	77.0	36.18	29.96	3.66	37.89	29.50	3.73	39.59	31.41	3.80	40.45	33.57	3.83	43.00	32.57	3.94	44.71	31.87	4.00
	86.0	34.46	29.16	3.89	36.17	28.75	3.96	37.87	30.71	4.02	38.72	32.90	4.06	41.28	31.98	4.16	42.98	31.33	4.23
	89.6	33.77	28.84	3.98	35.48	28.45	4.05	37.18	30.43	4.12	38.03	32.63	4.16	40.59	31.74	4.26	42.30	31.12	4.33
	95.0	32.74	28.36	4.13	34.44	28.00	4.20	36.15	30.02	4.27	37.00	32.23	4.30	39.56	31.39	4.41	41.26	30.80	4.48
	104.0	31.02	27.57	4.40	32.72	27.26	4.47	34.42	29.33	4.53	35.28	31.57	4.57	37.83	30.81	4.67	39.54	30.27	4.74
	109.4	29.98	27.10	4.56	31.69	26.83	4.63	33.39	28.92	4.70	34.24	31.18	4.74	36.80	30.46	4.84	38.51	29.95	4.91
	114.8	28.95	26.64	4.74	30.65	26.39	4.81	32.36	28.52	4.88	33.21	30.79	4.91	35.77	30.12	5.01	37.47	29.64	5.08
CTXS07L + FDXS09L + FDXS09L + FTXS18L	68.0	37.91	31.97	3.35	39.61	31.45	3.42	41.32	33.52	3.48	42.17	35.88	3.52	44.73	34.80	3.62	46.43	34.06	3.88
	77.0	36.18	31.17	3.55	37.89	30.70	3.62	39.59	32.83	3.68	40.45	35.22	3.72	43.00	34.22	3.82	44.71	33.53	3.88
	86.0	34.46	30.38	3.77	36.17	29.96	3.84	37.87	32.14	3.90	38.72	34.56	3.94	41.28	33.63	4.04	42.98	33.00	4.10
	89.6	33.77	30.07	3.86	35.48	29.67	3.93	37.18	31.87	4.00	38.03	34.29	4.03	40.59	33.40	4.13	42.30	32.79	4.20
	95.0	32.74	29.60	4.01	34.44	29.23	4.07	36.15	31.46	4.14	37.00	33.90	4.17	39.56	33.06	4.27	41.26	32.47	4.34
	104.0	31.02	28.82	4.26	32.72	28.51	4.33	34.42	30.79	4.40	35.28	33.25	4.43	37.83	32.49	4.53	39.54	31.95	4.60
	109.4	29.98	28.36	4.43	31.69	28.07	4.49	33.39	30.39	4.56	34.24	32.87	4.59	36.80	32.15	4.69	38.51	31.64	4.76
	114.8	28.95	27.90	4.59	30.65	27.64	4.66	32.36	29.99	4.73	33.21	32.48	4.76	35.77	31.81	4.86	37.47	31.34	4.93
CTXS07L + FDXS09L + FDXS09L + CDXS18L	68.0	37.39	29.99	3.55	39.08	29.48	3.62	40.76	31.25	3.69	41.60	33.28	3.73	44.12	32.21	3.83	45.80	31.47	3.90
	77.0	35.70	29.19	3.76	37.38	28.73	3.83	39.06	30.54	3.90	39.90	32.61	3.94	42.42	31.62	4.05	44.10	30.93	4.12
	86.0	34.00	28.39	4.00	35.68	27.98	4.07	37.36	29.85	4.14	38.20	31.94	4.17	40.72	31.03	4.28	42.40	30.39	4.35
	89.6	33.32	28.07	4.09	35.00	27.69	4.17	36.68	29.57	4.24	37.52	31.67	4.27	40.04	30.80	4.38	41.72	30.18	4.45
	95.0	32.30	27.60	4.25	33.98	27.24	4.32	35.66	29.16	4.39	36.50	31.28	4.42	39.02	30.45	4.53	40.70	29.86	4.60
	104.0	30.60	26.82	4.52	32.28	26.51	4.59	33.96	28.48	4.66	34.80	30.62	4.70	37.32	29.87	4.80	39.00	29.34	4.87
	109.4	29.58	26.35	4.69	31.26	26.08	4.76	32.94	28.08	4.83	33.78	30.23	4.87	36.30	29.53	4.97	37.98	29.02	5.04
	114.8	28.56	25.89	4.87	30.24	25.65	4.94	31.92	27.68	5.01	32.76	29.85	5.05	35.28	29.19	5.15	36.97	28.71	5.22
CTXS07L + FTXS09L + FTXS12L + FTXS12L	68.0	38.93	31.22	2.75	40.68	30.69	2.80	42.43	32.52	2.86	43.31	34.64	2.88	45.93	33.53	2.97	47.68	32.76	3.02
	77.0	37.16	30.38	2.91	38.91	29.91	2.97	40.66	31.79	3.02	41.54	33.94	3.05	44.16	32.91	3.13	45.92	32.20	3.19
	86.0	35.39	29.55	3.09	37.14	29.13	3.15	38.89	31.07	3.20	39.77	33.25	3.23	42.40	32.30	3.31	44.15	31.64	3.37
	89.6	34.68	29.22	3.17	36.44	28.82	3.22	38.19	30.79	3.28	39.06	32.97	3.30	41.69	32.06	3.39	43.44	31.42	3.44
	95.0	33.62	28.73	3.29	35.37	28.36	3.34	37.12	30.36	3.40	38.00	32.56	3.42	40.63	31.69	3.51	42.38	31.08	3.56
	104.0	31.85	27.91	3.50	33.60	27.60	3.55	35.36	29.65	3.61	36.23	31.88	3.63	38.86	31.09	3.72	40.61	30.54	3.77
	109.4	30.79	27.43	3.63	32.54	27.15	3.68	34.29	29.23	3.74	35.17	31.47	3.77	37.80	30.74	3.85	39.55	30.21	3.90
	114.8	29.73	26.95	3.77	31.48	26.70	3.82	33.23	28.81	3.88	34.11	31.07	3.91	36.73	30.38	3.99	38.48	29.89	4.04
CTXS07L + FTXS09L + FTXS12L + FDXS12L	68.0	38.42	30.40	3.26	40.15	29.88	3.33	41.87	31.62	3.39	42.74	33.63	3.42	45.33	32.53	3.52	47.06	31.77	3.59
	77.0	36.67	29.57	3.46	38.40	29.10	3.52	40.13	30.89	3.59	40.99	32.93	3.62	43.58	31.92	3.72	45.31	31.21	3.78
	86.0	34.93	28.74	3.67	36.65	28.33	3.74	38.38	30.17	3.80	39.25	32.24	3.83	41.84	31.31	3.93	43.57	30.65	4.00
	89.6	34.23	28.42	3.76	35.96	28.02	3.83	37.68	29.89	3.89	38.55	31.96	3.92	41.14	31.06	4.02	42.87	30.43	4.09
	95.0	33.18	27.93	3.90	34.91	27.57	3.97	36.64	29.46	4.03	37.50	31.55	4.06	40.09	30.70	4.16	41.82	30.10	4.23
	104.0	31.43	27.12	4.15	33.16	26.81	4.22	34.89	28.76	4.28	35.75	30.88	4.31	38.35	30.11	4.41	40.07	29.56	4.48
	109.4	30.39	26.64	4.31	32.11	26.36	4.37	33.84	28.34	4.44	34.71	30.47	4.47	37.30	29.75	4.57	39.03	29.23	4.63
	114.8	29.34	26.16	4.47	31.07	25.91	4.54	32.79	27.92	4.60	33.66	30.07	4.64	36.25	29.40	4.73	37.98	28.91	4.80

Combination (Capacity)	Outdoor air temp. EDB	Indoor air temp.:EWB																		
		57.2			60.8			64.4			67.0			71.6			75.2		
		TC	SHC	PI	TC	SHC	PI	TC	SHC	PI	TC	SHC	PI	TC	SHC	PI	TC	SHC	PI
		kBtu/h	kBtu/h	kW	kBtu/h	kBtu/h	kW	kBtu/h	kBtu/h	kW	kBtu/h	kBtu/h	kW	kBtu/h	kBtu/h	kW	kBtu/h	kBtu/h	kW
CTXS07L + FTXS09L + FDXS12L + FDXS12L	68.0	37.91	29.59	3.42	39.61	29.08	3.49	41.32	30.71	3.56	42.17	32.62	3.59	44.73	31.54	3.69	46.43	30.78	3.76
	77.0	36.18	28.76	3.63	37.89	28.31	3.69	39.59	29.99	3.76	40.45	31.92	3.80	43.00	30.92	3.90	44.71	30.22	3.97
	86.0	34.46	27.94	3.85	36.17	27.54	3.92	37.87	29.28	3.99	38.72	31.24	4.02	41.28	30.32	4.12	42.98	29.67	4.19
	89.6	33.77	27.61	3.95	35.48	27.23	4.01	37.18	28.99	4.08	38.03	30.96	4.12	40.59	30.08	4.22	42.30	29.45	4.29
	95.0	32.74	27.13	4.09	34.44	26.78	4.16	36.15	28.57	4.23	37.00	30.56	4.26	39.56	29.72	4.37	41.26	29.12	4.43
	104.0	31.02	26.32	4.36	32.72	26.03	4.42	34.42	27.87	4.49	35.28	29.88	4.53	37.83	29.12	4.63	39.54	28.58	4.70
	109.4	29.98	25.85	4.52	31.69	25.58	4.59	33.39	27.45	4.66	34.24	29.48	4.69	36.80	28.77	4.79	38.51	28.25	4.86
	114.8	28.95	25.37	4.69	30.65	25.14	4.76	32.36	27.04	4.83	33.21	29.08	4.86	35.77	28.42	4.97	37.47	27.93	5.03
CTXS07L + FDXS09L + FTXS12L + FTXS12L	68.0	38.42	30.44	3.20	40.15	29.92	3.27	41.87	31.66	3.33	42.74	33.68	3.36	45.33	32.58	3.46	47.06	31.82	3.52
	77.0	36.67	29.61	3.40	38.40	29.14	3.46	40.13	30.94	3.52	40.99	32.98	3.56	43.58	31.97	3.65	45.31	31.26	3.72
	86.0	34.93	28.78	3.61	36.65	28.37	3.67	38.38	30.22	3.73	39.25	32.29	3.77	41.84	31.36	3.86	43.57	30.70	3.93
	89.6	34.23	28.45	3.70	35.96	28.06	3.76	37.68	29.93	3.82	38.55	32.02	3.86	41.14	31.12	3.95	42.87	30.48	4.02
	95.0	33.18	27.96	3.83	34.91	27.61	3.90	36.64	29.51	3.96	37.50	31.61	3.99	40.09	30.76	4.09	41.82	30.15	4.15
	104.0	31.43	27.16	4.08	33.16	26.85	4.14	34.89	28.80	4.21	35.75	30.93	4.24	38.35	30.16	4.33	40.07	29.61	4.40
	109.4	30.39	26.68	4.23	32.11	26.40	4.30	33.84	28.39	4.36	34.71	30.53	4.39	37.30	29.80	4.49	39.03	29.28	4.55
	114.8	29.34	26.20	4.40	31.07	25.95	4.46	32.79	27.97	4.52	33.66	30.13	4.56	36.25	29.45	4.65	37.98	28.96	4.72
CTXS07L + FDXS09L + FTXS12L + FDXS12L	68.0	37.91	29.63	3.36	39.61	29.12	3.42	41.32	30.76	3.49	42.17	32.67	3.52	44.73	31.59	3.62	46.43	30.83	3.69
	77.0	36.18	28.80	3.56	37.89	28.34	3.63	39.59	30.04	3.69	40.45	31.98	3.73	43.00	30.97	3.83	44.71	30.27	3.89
	86.0	34.46	27.98	3.78	36.17	27.58	3.85	37.87	29.32	3.91	38.72	31.29	3.95	41.28	30.37	4.05	42.98	29.72	4.11
	89.6	33.77	27.65	3.87	35.48	27.27	3.94	37.18	29.04	4.01	38.03	31.02	4.04	40.59	30.13	4.14	42.30	29.50	4.21
	95.0	32.74	27.17	4.02	34.44	26.82	4.08	36.15	28.62	4.15	37.00	30.61	4.18	39.56	29.77	4.28	41.26	29.17	4.35
	104.0	31.02	26.36	4.27	32.72	26.07	4.34	34.42	27.92	4.41	35.28	29.94	4.44	37.83	29.18	4.54	39.54	28.63	4.61
	109.4	29.98	25.89	4.44	31.69	25.62	4.50	33.39	27.50	4.57	34.24	29.54	4.60	36.80	28.82	4.70	38.51	28.31	4.77
	114.8	28.95	25.41	4.61	30.65	25.17	4.67	32.36	27.09	4.74	33.21	29.14	4.77	35.77	28.47	4.87	37.47	27.99	4.94
CTXS07L + FDXS09L + FDXS12L + FDXS12L	68.0	37.39	28.82	3.52	39.08	28.32	3.59	40.76	29.86	3.66	41.60	31.67	3.69	44.12	30.60	3.80	45.80	29.85	3.87
	77.0	35.70	28.00	3.73	37.38	27.55	3.80	39.06	29.14	3.87	39.90	30.98	3.90	42.42	29.99	4.01	44.10	29.29	4.08
	86.0	34.00	27.18	3.96	35.68	26.79	4.03	37.36	28.43	4.10	38.20	30.29	4.13	40.72	29.38	4.24	42.40	28.74	4.31
	89.6	33.32	26.86	4.06	35.00	26.48	4.13	36.68	28.15	4.20	37.52	30.02	4.23	40.04	29.14	4.34	41.72	28.52	4.41
	95.0	32.30	26.37	4.21	33.98	26.03	4.28	35.66	27.73	4.35	36.50	29.61	4.38	39.02	28.79	4.49	40.70	28.19	4.56
	104.0	30.60	25.57	4.48	32.28	25.28	4.55	33.96	27.03	4.62	34.80	28.94	4.65	37.32	28.19	4.76	39.00	27.66	4.83
	109.4	29.58	25.10	4.65	31.26	24.84	4.72	32.94	26.62	4.79	33.78	28.55	4.82	36.30	27.84	4.93	37.98	27.33	5.00
	114.8	28.56	24.63	4.83	30.24	24.40	4.90	31.92	26.21	4.97	32.76	28.15	5.00	35.28	27.49	5.11	36.97	27.02	5.18
CTXS07L + FTXS09L + FTXS12L + FTXS15L	68.0	38.93	33.40	2.73	40.68	32.85	2.78	42.43	35.09	2.84	43.31	37.62	2.87	45.93	36.51	2.95	47.68	35.75	3.17
	77.0	37.16	32.59	2.89	38.91	32.10	2.95	40.66	34.38	3.00	41.54	36.94	3.03	44.16	35.91	3.11	45.92	35.21	3.17
	86.0	35.39	31.78	3.07	37.14	31.34	3.13	38.89	33.68	3.18	39.77	36.27	3.21	42.40	35.32	3.29	44.15	34.67	3.35
	89.6	34.68	31.46	3.15	36.44	31.04	3.20	38.19	33.41	3.26	39.06	36.00	3.29	41.69	35.08	3.37	43.44	34.45	3.42
	95.0	33.62	30.98	3.27	35.37	30.60	3.32	37.12	32.99	3.38	38.00	35.60	3.40	40.63	34.73	3.49	42.38	34.13	3.54
	104.0	31.85	30.19	3.48	33.60	29.86	3.53	35.36	32.30	3.59	36.23	34.94	3.61	38.86	34.15	3.69	40.61	33.60	3.75
	109.4	30.79	29.72	3.61	32.54	29.42	3.66	34.29	31.90	3.72	35.17	34.55	3.74	37.80	33.80	3.83	39.55	33.29	3.88
	114.8	29.73	29.25	3.75	31.48	28.98	3.80	33.23	31.49	3.86	34.11	34.11	3.88	36.73	33.46	3.96	38.48	32.97	4.02
CTXS07L + FTXS09L + FTXS12L + CDXS15L	68.0	38.42	31.54	3.30	40.15	31.01	3.37	41.87	32.95	3.43	42.74	35.18	3.46	45.33	34.09	3.56	47.06	33.33	3.63
	77.0	36.67	30.72	3.50	38.40	30.24	3.56	40.13	32.24	3.63	40.99	34.50	3.66	43.58	33.49	3.76	45.31	32.78	3.83
	86.0	34.93	29.91	3.72	36.65	29.49	3.78	38.38	31.54	3.85	39.25	33.82	3.88	41.84	32.89	3.98	43.57	32.24	4.04
	89.6	34.23	29.59	3.81	35.96	29.19	3.87	37.68	31.26	3.94	38.55	33.55	3.97	41.14	32.65	4.07	42.87	32.02	4.14
	95.0	33.18	29.10	3.95	34.91	28.74	4.02	36.64	30.84	4.08	37.50	33.15	4.11	40.09	32.30	4.21	41.82	31.70	4.28
	104.0	31.43	28.31	4.20	33.16	27.99	4.27	34.89	30.15	4.33	35.75	32.49	4.37	38.35	31.71	4.47	40.07	31.17	4.53
	109.4	30.39	27.84	4.36	32.11	27.55	4.43	33.84	29.74	4.49	34.71	32.09	4.53	37.30	31.36	4.63	39.03	30.85	4.69
	114.8	29.34	27.37	4.53	31.07	27.11	4.59	32.79	29.33	4.66	33.66	31.70	4.69	36.25	31.02	4.79	37.98	30.53	4.86

Combination (Capacity)	Outdoor air temp. EDB	Indoor air temp.:EWB																		
		57.2			60.8			64.4			67.0			71.6			75.2		
		TC	SHC	PI	TC	SHC	PI	TC	SHC	PI	TC	SHC	PI	TC	SHC	PI	TC	SHC	PI
		kBtu/h	kBtu/h	kW	kBtu/h	kBtu/h	kW	kBtu/h	kBtu/h	kW	kBtu/h	kBtu/h	kW	kBtu/h	kBtu/h	kW	kBtu/h	kBtu/h	kW
CTXS07L + FTXS09L + FDXS12L + FTXS15L	68.0	38.42	32.57	3.19	40.15	32.03	3.25	41.87	34.16	3.32	42.74	36.59	3.35	45.33	35.49	3.44	47.06	34.74	3.70
	77.0	36.67	31.76	3.38	38.40	31.28	3.44	40.13	33.46	3.51	40.99	35.91	3.54	43.58	34.90	3.63	45.31	34.20	3.70
	86.0	34.93	30.96	3.59	36.65	30.53	3.65	38.38	32.77	3.72	39.25	35.25	3.75	41.84	34.31	3.84	43.57	33.67	3.91
	89.6	34.23	30.64	3.68	35.96	30.23	3.74	37.68	32.49	3.80	38.55	34.98	3.84	41.14	34.08	3.93	42.87	33.45	4.00
	95.0	33.18	30.17	3.82	34.91	29.79	3.88	36.64	32.08	3.94	37.50	34.58	3.97	40.09	33.73	4.07	41.82	33.14	4.13
	104.0	31.43	29.38	4.06	33.16	29.06	4.12	34.89	31.40	4.19	35.75	33.93	4.22	38.35	33.15	4.31	40.07	32.61	4.38
	109.4	30.39	28.91	4.21	32.11	28.62	4.28	33.84	31.00	4.34	34.71	33.54	4.37	37.30	32.81	4.47	39.03	32.30	4.53
	114.8	29.34	28.45	4.37	31.07	28.18	4.44	32.79	30.59	4.50	33.66	33.15	4.53	36.25	32.47	4.63	37.98	31.98	4.69
CTXS07L + FTXS09L + FDXS12L + CDXS15L	68.0	37.91	30.71	3.46	39.61	30.20	3.53	41.32	32.04	3.60	42.17	34.16	3.63	44.73	33.08	3.74	46.43	32.33	3.81
	77.0	36.18	29.90	3.67	37.89	29.44	3.74	39.59	31.33	3.81	40.45	33.48	3.84	43.00	32.48	3.95	44.71	31.79	4.01
	86.0	34.46	29.10	3.90	36.17	28.68	3.97	37.87	30.63	4.03	38.72	32.81	4.07	41.28	31.89	4.17	42.98	31.25	4.24
	89.6	33.77	28.78	3.99	35.48	28.38	4.06	37.18	30.36	4.13	38.03	32.54	4.16	40.59	31.65	4.27	42.30	31.03	4.34
	95.0	32.74	28.30	4.14	34.44	27.94	4.21	36.15	29.94	4.28	37.00	32.14	4.31	39.56	31.30	4.42	41.26	30.71	4.49
	104.0	31.02	27.51	4.41	32.72	27.20	4.48	34.42	29.25	4.54	35.28	31.48	4.58	37.83	30.72	4.68	39.54	30.18	4.75
	109.4	29.98	27.04	4.57	31.69	26.76	4.64	33.39	28.85	4.71	34.24	31.09	4.75	36.80	30.37	4.85	38.51	29.86	4.92
	114.8	28.95	26.57	4.75	30.65	26.32	4.82	32.36	28.44	4.89	33.21	30.70	4.92	35.77	30.03	5.03	37.47	29.55	5.09
CTXS07L + FDXS09L + FTXS12L + FTXS15L	68.0	38.42	32.60	3.19	40.15	32.07	3.25	41.87	34.21	3.32	42.74	36.64	3.35	45.33	35.54	3.44	47.06	34.80	3.70
	77.0	36.67	31.80	3.38	38.40	31.32	3.44	40.13	33.51	3.51	40.99	35.97	3.54	43.58	34.95	3.63	45.31	34.26	3.70
	86.0	34.93	31.00	3.59	36.65	30.57	3.65	38.38	32.82	3.72	39.25	35.30	3.75	41.84	34.37	3.84	43.57	33.72	3.91
	89.6	34.23	30.68	3.68	35.96	30.27	3.74	37.68	32.54	3.80	38.55	35.03	3.84	41.14	34.13	3.93	42.87	33.51	4.00
	95.0	33.18	30.21	3.82	34.91	29.83	3.88	36.64	32.13	3.94	37.50	34.64	3.97	40.09	33.78	4.07	41.82	33.19	4.13
	104.0	31.43	29.42	4.06	33.16	29.10	4.12	34.89	31.45	4.19	35.75	33.98	4.22	38.35	33.21	4.31	40.07	32.67	4.38
	109.4	30.39	28.95	4.21	32.11	28.66	4.28	33.84	31.04	4.34	34.71	33.59	4.37	37.30	32.86	4.47	39.03	32.35	4.53
	114.8	29.34	28.49	4.37	31.07	28.23	4.44	32.79	30.64	4.50	33.66	33.20	4.53	36.25	32.52	4.63	37.98	32.04	4.69
CTXS07L + FDXS09L + FTXS12L + CDXS15L	68.0	37.91	30.75	3.47	39.61	30.23	3.54	41.32	32.08	3.61	42.17	34.21	3.64	44.73	33.13	3.75	46.43	32.38	3.81
	77.0	36.18	29.94	3.68	37.89	29.47	3.75	39.59	31.38	3.82	40.45	33.54	3.85	43.00	32.53	3.95	44.71	31.84	4.02
	86.0	34.46	29.13	3.91	36.17	28.72	3.97	37.87	30.68	4.04	38.72	32.86	4.08	41.28	31.94	4.18	42.98	31.30	4.25
	89.6	33.77	28.81	4.00	35.48	28.42	4.07	37.18	30.40	4.14	38.03	32.60	4.17	40.59	31.71	4.28	42.30	31.08	4.35
	95.0	32.74	28.34	4.15	34.44	27.98	4.22	36.15	29.99	4.29	37.00	32.20	4.32	39.56	31.36	4.43	41.26	30.76	4.50
	104.0	31.02	27.55	4.42	32.72	27.24	4.49	34.42	29.30	4.56	35.28	31.54	4.59	37.83	30.77	4.69	39.54	30.23	4.76
	109.4	29.98	27.08	4.59	31.69	26.80	4.65	33.39	28.89	4.72	34.24	31.14	4.76	36.80	30.43	4.86	38.51	29.92	4.93
	114.8	28.95	26.61	4.76	30.65	26.36	4.83	32.36	28.49	4.90	33.21	30.75	4.93	35.77	30.08	5.04	37.47	29.60	5.11
CTXS07L + FDXS09L + FDXS12L + FTXS15L	68.0	37.91	31.77	3.35	39.61	31.25	3.42	41.32	33.29	3.48	42.17	35.61	3.52	44.73	34.53	3.62	46.43	33.79	3.88
	77.0	36.18	30.97	3.55	37.89	30.50	3.62	39.59	32.59	3.68	40.45	34.94	3.72	43.00	33.94	3.82	44.71	33.25	3.88
	86.0	34.46	30.18	3.77	36.17	29.76	3.84	37.87	31.90	3.90	38.72	34.28	3.94	41.28	33.36	4.04	42.98	32.72	4.10
	89.6	33.77	29.86	3.86	35.48	29.46	3.93	37.18	31.63	4.00	38.03	34.02	4.03	40.59	33.13	4.13	42.30	32.51	4.20
	95.0	32.74	29.39	4.01	34.44	29.03	4.07	36.15	31.22	4.14	37.00	33.62	4.17	39.56	32.78	4.27	41.26	32.19	4.34
	104.0	31.02	28.62	4.26	32.72	28.30	4.33	34.42	30.55	4.40	35.28	32.97	4.43	37.83	32.21	4.53	39.54	31.67	4.60
	109.4	29.98	28.15	4.43	31.69	27.87	4.49	33.39	30.14	4.56	34.24	32.59	4.59	36.80	31.87	4.69	38.51	31.36	4.76
	114.8	28.95	27.69	4.59	30.65	27.43	4.66	32.36	29.74	4.73	33.21	32.20	4.76	35.77	31.53	4.86	37.47	31.05	4.93
CTXS07L + FDXS09L + FDXS12L + CDXS15L	68.0	37.39	29.93	3.57	39.08	29.42	3.64	40.76	31.17	3.71	41.60	33.20	3.74	44.12	32.13	3.85	45.80	31.39	3.92
	77.0	35.70	29.12	3.78	37.38	28.67	3.85	39.06	30.47	3.92	39.90	32.52	3.96	42.42	31.53	4.06	44.10	30.85	4.14
	86.0	34.00	28.32	4.01	35.68	27.92	4.08	37.36	29.78	4.16	38.20	31.85	4.19	40.72	30.94	4.30	42.40	30.31	4.37
	89.6	33.32	28.01	4.11	35.00	27.62	4.18	36.68	29.50	4.25	37.52	31.59	4.29	40.04	30.71	4.40	41.72	30.10	4.47
	95.0	32.30	27.53	4.27	33.98	27.18	4.34	35.66	29.09	4.41	36.50	31.19	4.44	39.02	30.36	4.55	40.70	29.78	4.62
	104.0	30.60	26.75	4.54	32.28	26.45	4.61	33.96	28.41	4.68	34.80	30.54	4.72	37.32	29.78	4.82	39.00	29.25	4.89
	109.4	29.58	26.28	4.71	31.26	26.01	4.78	32.94	28.00	4.85	33.78	30.15	4.89	36.30	29.44	5.00	37.98	28.94	5.07
	114.8	28.56	25.82	4.89	30.24	25.58	4.96	31.92	27.60	5.03	32.76	29.76	5.07	35.28	29.10	5.18	36.97	28.62	5.25

Combination (Capacity)	Outdoor air temp. EDB	Indoor air temp.:EWB																		
		57.2			60.8			64.4			67.0			71.6			75.2		
		TC	SHC	PI	TC	SHC	PI	TC	SHC	PI	TC	SHC	PI	TC	SHC	PI	TC	SHC	PI
		kBtu/h	kBtu/h	kW	kBtu/h	kBtu/h	kW	kBtu/h	kBtu/h	kW	kBtu/h	kBtu/h	kW	kBtu/h	kBtu/h	kW	kBtu/h	kBtu/h	kW
CTXS07L + FTXS09L + FTXS12L + FTXS18L	68.0	38.93	33.54	2.74	40.68	32.99	2.79	42.43	35.25	2.85	43.31	37.81	2.87	45.93	36.70	2.96	47.68	35.94	3.18
	77.0	37.16	32.73	2.90	38.91	32.23	2.96	40.66	34.55	3.01	41.54	37.13	3.04	44.16	36.10	3.12	45.92	35.40	3.18
	86.0	35.39	31.92	3.08	37.14	31.48	3.14	38.89	33.85	3.19	39.77	36.46	3.22	42.40	35.51	3.30	44.15	34.86	3.36
	89.6	34.68	31.60	3.16	36.44	31.18	3.21	38.19	33.57	3.27	39.06	36.19	3.30	41.69	35.28	3.38	43.44	34.65	3.43
	95.0	33.62	31.12	3.28	35.37	30.74	3.33	37.12	33.16	3.39	38.00	35.79	3.41	40.63	34.92	3.50	42.38	34.33	3.55
	104.0	31.85	30.33	3.49	33.60	30.00	3.54	35.36	32.47	3.60	36.23	35.13	3.62	38.86	34.34	3.70	40.61	33.80	3.76
	109.4	30.79	29.86	3.62	32.54	29.56	3.67	34.29	32.06	3.73	35.17	34.74	3.76	37.80	34.00	3.84	39.55	33.48	3.89
	114.8	29.73	29.39	3.76	31.48	29.12	3.81	33.23	31.66	3.87	34.11	34.11	3.89	36.73	33.65	3.98	38.48	33.17	4.03
CTXS07L + FTXS09L + FTXS12L + CDXS18L	68.0	38.42	31.54	3.29	40.15	31.01	3.36	41.87	32.95	3.42	42.74	35.18	3.46	45.33	34.09	3.55	47.06	33.33	3.62
	77.0	36.67	30.72	3.49	38.40	30.24	3.56	40.13	32.24	3.62	40.99	34.50	3.65	43.58	33.49	3.75	45.31	32.78	3.82
	86.0	34.93	29.91	3.71	36.65	29.49	3.77	38.38	31.54	3.84	39.25	33.82	3.87	41.84	32.89	3.97	43.57	32.24	4.03
	89.6	34.23	29.59	3.80	35.96	29.19	3.86	37.68	31.26	3.93	38.55	33.55	3.96	41.14	32.65	4.06	42.87	32.02	4.13
	95.0	33.18	29.10	3.94	34.91	28.74	4.01	36.64	30.84	4.07	37.50	33.15	4.10	40.09	32.30	4.20	41.82	31.70	4.27
	104.0	31.43	28.31	4.19	33.16	27.99	4.26	34.89	30.15	4.32	35.75	32.49	4.36	38.35	31.71	4.45	40.07	31.17	4.52
	109.4	30.39	27.84	4.35	32.11	27.55	4.42	33.84	29.74	4.48	34.71	32.09	4.52	37.30	31.36	4.61	39.03	30.85	4.68
	114.8	29.34	27.37	4.52	31.07	27.11	4.58	32.79	29.33	4.65	33.66	31.70	4.68	36.25	31.02	4.78	37.98	30.53	4.85
CTXS07L + FTXS09L + FDXS12L + FTXS18L	68.0	38.42	32.70	3.19	40.15	32.17	3.25	41.87	34.33	3.32	42.74	36.77	3.35	45.33	35.68	3.44	47.06	34.93	3.70
	77.0	36.67	31.90	3.38	38.40	31.41	3.44	40.13	33.63	3.51	40.99	36.10	3.54	43.58	35.09	3.63	45.31	34.39	3.70
	86.0	34.93	31.10	3.59	36.65	30.67	3.65	38.38	32.93	3.72	39.25	35.44	3.75	41.84	34.50	3.84	43.57	33.86	3.91
	89.6	34.23	30.78	3.68	35.96	30.37	3.74	37.68	32.66	3.80	38.55	35.17	3.84	41.14	34.27	3.93	42.87	33.65	4.00
	95.0	33.18	30.31	3.82	34.91	29.93	3.88	36.64	32.25	3.94	37.50	34.78	3.97	40.09	33.92	4.07	41.82	33.33	4.13
	104.0	31.43	29.52	4.06	33.16	29.20	4.12	34.89	31.57	4.19	35.75	34.12	4.22	38.35	33.34	4.31	40.07	32.80	4.38
	109.4	30.39	29.06	4.21	32.11	28.76	4.28	33.84	31.16	4.34	34.71	33.73	4.37	37.30	33.00	4.47	39.03	32.49	4.53
	114.8	29.34	28.59	4.37	31.07	28.33	4.44	32.79	30.76	4.50	33.66	33.34	4.53	36.25	32.66	4.63	37.98	32.18	4.69
CTXS07L + FTXS09L + FDXS12L + CDXS18L	68.0	37.91	30.71	3.45	39.61	30.20	3.52	41.32	32.04	3.59	42.17	34.16	3.62	44.73	33.08	3.73	46.43	32.33	3.80
	77.0	36.18	29.90	3.66	37.89	29.44	3.73	39.59	31.33	3.80	40.45	33.48	3.83	43.00	32.48	3.94	44.71	31.79	4.00
	86.0	34.46	29.10	3.89	36.17	28.68	3.96	37.87	30.63	4.02	38.72	32.81	4.06	41.28	31.89	4.16	42.98	31.25	4.23
	89.6	33.77	28.78	3.98	35.48	28.38	4.05	37.18	30.36	4.12	38.03	32.54	4.16	40.59	31.65	4.26	42.30	31.03	4.33
	95.0	32.74	28.30	4.13	34.44	27.94	4.20	36.15	29.94	4.27	37.00	32.14	4.30	39.56	31.30	4.41	41.26	30.71	4.48
	104.0	31.02	27.51	4.40	32.72	27.20	4.47	34.42	29.25	4.53	35.28	31.48	4.57	37.83	30.72	4.67	39.54	30.18	4.74
	109.4	29.98	27.04	4.56	31.69	26.76	4.63	33.39	28.85	4.70	34.24	31.09	4.74	36.80	30.37	4.84	38.51	29.86	4.91
	114.8	28.95	26.57	4.74	30.65	26.32	4.81	32.36	28.44	4.88	33.21	30.70	4.91	35.77	30.03	5.01	37.47	29.55	5.08
CTXS07L + FDXS09L + FTXS12L + FTXS18L	68.0	38.42	32.74	3.19	40.15	32.21	3.25	41.87	34.37	3.32	42.74	36.83	3.35	45.33	35.73	3.44	47.06	34.98	3.70
	77.0	36.67	31.94	3.38	38.40	31.45	3.44	40.13	33.67	3.51	40.99	36.15	3.54	43.58	35.14	3.63	45.31	34.45	3.70
	86.0	34.93	31.14	3.59	36.65	30.71	3.65	38.38	32.98	3.72	39.25	35.49	3.75	41.84	34.55	3.84	43.57	33.91	3.91
	89.6	34.23	30.82	3.68	35.96	30.41	3.74	37.68	32.71	3.80	38.55	35.22	3.84	41.14	34.32	3.93	42.87	33.70	4.00
	95.0	33.18	30.35	3.82	34.91	29.97	3.88	36.64	32.30	3.94	37.50	34.83	3.97	40.09	33.97	4.07	41.82	33.38	4.13
	104.0	31.43	29.57	4.06	33.16	29.24	4.12	34.89	31.62	4.19	35.75	34.18	4.22	38.35	33.40	4.31	40.07	32.86	4.38
	109.4	30.39	29.10	4.21	32.11	28.80	4.28	33.84	31.21	4.34	34.71	33.79	4.37	37.30	33.06	4.47	39.03	32.54	4.53
	114.8	29.34	28.63	4.37	31.07	28.37	4.44	32.79	30.81	4.50	33.66	33.40	4.53	36.25	32.71	4.63	37.98	32.23	4.69
CTXS07L + FDXS09L + FTXS12L + CDXS18L	68.0	37.91	30.75	3.45	39.61	30.23	3.52	41.32	32.08	3.59	42.17	34.21	3.62	44.73	33.13	3.73	46.43	32.38	3.80
	77.0	36.18	29.94	3.66	37.89	29.47	3.73	39.59	31.38	3.80	40.45	33.54	3.83	43.00	32.53	3.94	44.71	31.84	4.00
	86.0	34.46	29.13	3.89	36.17	28.72	3.96	37.87	30.68	4.02	38.72	32.86	4.06	41.28	31.94	4.16	42.98	31.30	4.23
	89.6	33.77	28.81	3.98	35.48	28.42	4.05	37.18	30.40	4.12	38.03	32.60	4.16	40.59	31.71	4.26	42.30	31.08	4.33
	95.0	32.74	28.34	4.13	34.44	27.98	4.20	36.15	29.99	4.27	37.00	32.20	4.30	39.56	31.36	4.41	41.26	30.76	4.48
	104.0	31.02	27.55	4.40	32.72	27.24	4.47	34.42	29.30	4.53	35.28	31.54	4.57	37.83	30.77	4.67	39.54	30.23	4.74
	109.4	29.98	27.08	4.56	31.69	26.80	4.63	33.39	28.89	4.70	34.24	31.14	4.74	36.80	30.43	4.84	38.51	29.92	4.91
	114.8	28.95	26.61	4.74	30.65	26.36	4.81	32.36	28.49	4.88	33.21	30.75	4.91	35.77	30.08	5.01	37.47	29.60	5.08

Combination (Capacity)	Outdoor air temp. EDB	Indoor air temp.:EWB																		
		57.2			60.8			64.4			67.0			71.6			75.2		
		TC	SHC	PI	TC	SHC	PI	TC	SHC	PI	TC	SHC	PI	TC	SHC	PI	TC	SHC	PI
		kBtu/h	kBtu/h	kW	kBtu/h	kBtu/h	kW	kBtu/h	kBtu/h	kW	kBtu/h	kBtu/h	kW	kBtu/h	kBtu/h	kW	kBtu/h	kBtu/h	kW
CTXS07L + FDXS09L + FDXS12L + FTXS18L	68.0	37.91	31.91	3.35	39.61	31.38	3.42	41.32	33.45	3.48	42.17	35.80	3.52	44.73	34.71	3.62	46.43	33.97	3.88
	77.0	36.18	31.11	3.55	37.89	30.64	3.62	39.59	32.75	3.68	40.45	35.13	3.72	43.00	34.13	3.82	44.71	33.44	3.88
	86.0	34.46	30.32	3.77	36.17	29.90	3.84	37.87	32.07	3.90	38.72	34.47	3.94	41.28	33.55	4.04	42.98	32.91	4.10
	89.6	33.77	30.01	3.86	35.48	29.60	3.93	37.18	31.79	4.00	38.03	34.21	4.03	40.59	33.32	4.13	42.30	32.70	4.20
	95.0	32.74	29.54	4.01	34.44	29.17	4.07	36.15	31.39	4.14	37.00	33.81	4.17	39.56	32.97	4.27	41.26	32.39	4.34
	104.0	31.02	28.76	4.26	32.72	28.44	4.33	34.42	30.71	4.40	35.28	33.17	4.43	37.83	32.40	4.53	39.54	31.86	4.60
	109.4	29.98	28.30	4.43	31.69	28.01	4.49	33.39	30.31	4.56	34.24	32.78	4.59	36.80	32.06	4.69	38.51	31.55	4.76
	114.8	28.95	27.84	4.59	30.65	27.58	4.66	32.36	29.91	4.73	33.21	32.40	4.76	35.77	31.72	4.86	37.47	31.25	4.93
CTXS07L + FDXS09L + FDXS12L + CDXS18L	68.0	37.39	29.93	3.55	39.08	29.42	3.62	40.76	31.17	3.69	41.60	33.20	3.73	44.12	32.13	3.83	45.80	31.39	3.90
	77.0	35.70	29.12	3.76	37.38	28.67	3.83	39.06	30.47	3.90	39.90	32.52	3.94	42.42	31.53	4.05	44.10	30.85	4.12
	86.0	34.00	28.32	4.00	35.68	27.92	4.07	37.36	29.78	4.14	38.20	31.85	4.17	40.72	30.94	4.28	42.40	30.31	4.35
	89.6	33.32	28.01	4.09	35.00	27.62	4.17	36.68	29.50	4.24	37.52	31.59	4.27	40.04	30.71	4.38	41.72	30.10	4.45
	95.0	32.30	27.53	4.25	33.98	27.18	4.32	35.66	29.09	4.39	36.50	31.19	4.42	39.02	30.36	4.53	40.70	29.78	4.60
	104.0	30.60	26.75	4.52	32.28	26.45	4.59	33.96	28.41	4.66	34.80	30.54	4.70	37.32	29.78	4.80	39.00	29.25	4.87
	109.4	29.58	26.28	4.69	31.26	26.01	4.76	32.94	28.00	4.83	33.78	30.15	4.87	36.30	29.44	4.97	37.98	28.94	5.04
	114.8	28.56	25.82	4.87	30.24	25.58	4.94	31.92	27.60	5.01	32.76	29.76	5.05	35.28	29.10	5.15	36.97	28.62	5.22
CTXS07L + FTXS09L + FTXS15L + FTXS15L	68.0	38.93	35.65	2.76	40.68	35.09	2.82	42.43	37.73	2.87	43.31	40.67	2.90	45.93	39.56	2.98	47.68	38.81	3.20
	77.0	37.16	34.86	2.93	38.91	34.35	2.98	40.66	37.04	3.04	41.54	40.01	3.07	44.16	38.98	3.15	45.92	38.28	3.20
	86.0	35.39	34.07	3.11	37.14	33.62	3.16	38.89	36.36	3.22	39.77	39.35	3.25	42.40	38.40	3.33	44.15	37.76	3.39
	89.6	34.68	33.76	3.19	36.44	33.32	3.24	38.19	36.09	3.30	39.06	39.06	3.32	41.69	38.17	3.41	43.44	37.55	3.46
	95.0	33.62	33.29	3.31	35.37	32.89	3.36	37.12	35.68	3.42	38.00	38.00	3.44	40.63	37.83	3.53	42.38	37.24	3.58
	104.0	31.85	31.85	3.52	33.60	32.16	3.57	35.36	35.01	3.63	36.23	36.23	3.65	38.86	37.26	3.74	40.61	36.72	3.79
	109.4	30.79	30.79	3.65	32.54	31.73	3.71	34.29	34.29	3.76	35.17	35.17	3.79	37.80	36.92	3.87	39.55	36.41	3.93
	114.8	29.73	29.73	3.79	31.48	31.30	3.85	33.23	33.23	3.90	34.11	34.11	3.93	36.73	36.58	4.01	38.48	36.10	4.07
CTXS07L + FTXS09L + FTXS15L + CDXS15L	68.0	38.42	33.75	3.16	40.15	33.20	3.22	41.87	35.55	3.28	42.74	38.19	3.31	45.33	37.09	3.41	47.06	36.35	3.66
	77.0	36.67	32.95	3.35	38.40	32.46	3.41	40.13	34.86	3.47	40.99	37.53	3.50	43.58	36.51	3.60	45.31	35.82	3.66
	86.0	34.93	32.16	3.55	36.65	31.72	3.62	38.38	34.18	3.68	39.25	36.87	3.71	41.84	35.93	3.80	43.57	35.29	3.87
	89.6	34.23	31.85	3.64	35.96	31.43	3.70	37.68	33.91	3.77	38.55	36.61	3.80	41.14	35.70	3.89	42.87	35.08	3.95
	95.0	33.18	31.38	3.78	34.91	30.99	3.84	36.64	33.50	3.90	37.50	36.22	3.93	40.09	35.36	4.03	41.82	34.77	4.09
	104.0	31.43	30.60	4.02	33.16	30.27	4.08	34.89	32.83	4.14	35.75	35.57	4.18	38.35	34.79	4.27	40.07	34.25	4.33
	109.4	30.39	30.14	4.17	32.11	29.84	4.23	33.84	32.43	4.30	34.71	34.71	4.33	37.30	34.45	4.42	39.03	33.94	4.49
	114.8	29.34	29.34	4.33	31.07	29.41	4.39	32.79	32.03	4.46	33.66	33.66	4.49	36.25	34.11	4.58	37.98	33.64	4.64
CTXS07L + FTXS09L + CDXS15L + CDXS15L	68.0	37.91	31.87	3.37	39.61	31.34	3.44	41.32	33.40	3.51	42.17	35.74	3.54	44.73	34.66	3.64	46.43	33.92	3.91
	77.0	36.18	31.07	3.58	37.89	30.59	3.64	39.59	32.70	3.71	40.45	35.07	3.74	43.00	34.07	3.84	44.71	33.38	3.91
	86.0	34.46	30.28	3.80	36.17	29.85	3.86	37.87	32.02	3.93	38.72	34.41	3.96	41.28	33.49	4.07	42.98	32.85	4.13
	89.6	33.77	29.96	3.89	35.48	29.56	3.96	37.18	31.74	4.02	38.03	34.15	4.06	40.59	33.26	4.16	42.30	32.64	4.23
	95.0	32.74	29.49	4.04	34.44	29.12	4.10	36.15	31.34	4.17	37.00	33.75	4.20	39.56	32.91	4.31	41.26	32.33	4.37
	104.0	31.02	28.71	4.29	32.72	28.40	4.36	34.42	30.66	4.43	35.28	33.11	4.46	37.83	32.34	4.56	39.54	31.80	4.63
	109.4	29.98	28.25	4.46	31.69	27.96	4.53	33.39	30.26	4.59	34.24	32.72	4.63	36.80	32.00	4.73	38.51	31.49	4.79
	114.8	28.95	27.79	4.63	30.65	27.53	4.70	32.36	29.86	4.76	33.21	32.33	4.80	35.77	31.66	4.90	37.47	31.19	4.96
CTXS07L + FDXS09L + FTXS15L + FTXS15L	68.0	38.42	34.85	3.28	40.15	34.30	3.35	41.87	36.84	3.42	42.74	39.68	3.45	45.33	38.58	3.55	47.06	37.85	3.81
	77.0	36.67	34.06	3.48	38.40	33.56	3.55	40.13	36.16	3.61	40.99	39.02	3.65	43.58	38.01	3.74	45.31	37.32	3.81
	86.0	34.93	33.28	3.70	36.65	32.84	3.76	38.38	35.48	3.83	39.25	38.37	3.86	41.84	37.44	3.96	43.57	36.80	4.02
	89.6	34.23	32.97	3.79	35.96	32.55	3.85	37.68	35.21	3.92	38.55	38.12	3.95	41.14	37.21	4.05	42.87	36.60	4.12
	95.0	33.18	32.51	3.93	34.91	32.11	4.00	36.64	34.81	4.06	37.50	37.50	4.09	40.09	36.87	4.19	41.82	36.29	4.26
	104.0	31.43	31.43	4.18	33.16	31.40	4.25	34.89	34.15	4.31	35.75	35.75	4.35	38.35	36.31	4.44	40.07	35.77	4.51
	109.4	30.39	30.39	4.34	32.11	30.97	4.41	33.84	33.75	4.47	34.71	34.71	4.50	37.30	35.97	4.60	39.03	35.47	4.67
	114.8	29.34	29.34	4.51	31.07	30.54	4.57	32.79	32.79	4.64	33.66	33.66	4.67	36.25	35.64	4.77	37.98	35.16	4.83

Combination (Capacity)	Outdoor air temp. EDB	Indoor air temp.:EWB																		
		57.2			60.8			64.4			67.0			71.6			75.2		
		TC	SHC	PI	TC	SHC	PI	TC	SHC	PI	TC	SHC	PI	TC	SHC	PI	TC	SHC	PI
		kBtu/h	kBtu/h	kW	kBtu/h	kBtu/h	kW	kBtu/h	kBtu/h	kW	kBtu/h	kBtu/h	kW	kBtu/h	kBtu/h	kW	kBtu/h	kBtu/h	kW
CTXS07L + FDXS09L + FTXS15L + CDXS15L	68.0	37.91	32.95	3.32	39.61	32.41	3.38	41.32	34.67	3.45	42.17	37.21	3.48	44.73	36.13	3.58	46.43	35.39	3.85
	77.0	36.18	32.16	3.52	37.89	31.68	3.58	39.59	33.98	3.65	40.45	36.55	3.68	43.00	35.55	3.78	44.71	34.87	3.85
	86.0	34.46	31.38	3.73	36.17	30.95	3.80	37.87	33.31	3.87	38.72	35.90	3.90	41.28	34.98	4.00	42.98	34.34	4.06
	89.6	33.77	31.07	3.83	35.48	30.66	3.89	37.18	33.04	3.96	38.03	35.64	3.99	40.59	34.75	4.09	42.30	34.14	4.16
	95.0	32.74	30.60	3.97	34.44	30.23	4.04	36.15	32.63	4.10	37.00	35.25	4.13	39.56	34.41	4.23	41.26	33.83	4.30
	104.0	31.02	29.84	4.22	32.72	29.51	4.29	34.42	31.97	4.35	35.28	34.61	4.39	37.83	33.84	4.49	39.54	33.31	4.55
	109.4	29.98	29.38	4.38	31.69	29.08	4.45	33.39	31.57	4.52	34.24	34.23	4.55	36.80	33.51	4.65	38.51	33.01	4.71
	114.8	28.95	28.92	4.55	30.65	28.66	4.62	32.36	31.18	4.68	33.21	33.21	4.72	35.77	33.17	4.82	37.47	32.70	4.88
CTXS07L + FDXS09L + CDXS15L + CDXS15L	68.0	37.39	31.07	3.48	39.08	30.56	3.55	40.76	32.52	3.62	41.60	34.76	3.65	44.12	33.70	3.75	45.80	32.96	3.82
	77.0	35.70	30.28	3.69	37.38	29.82	3.76	39.06	31.83	3.82	39.90	34.10	3.86	42.42	33.11	3.96	44.10	32.43	4.03
	86.0	34.00	29.50	3.91	35.68	29.08	3.98	37.36	31.15	4.05	38.20	33.44	4.09	40.72	32.54	4.19	42.40	31.91	4.26
	89.6	33.32	29.19	4.01	35.00	28.79	4.08	36.68	30.88	4.15	37.52	33.18	4.18	40.04	32.31	4.29	41.72	31.70	4.36
	95.0	32.30	28.72	4.16	33.98	28.36	4.23	35.66	30.48	4.30	36.50	32.80	4.33	39.02	31.96	4.44	40.70	31.38	4.51
	104.0	30.60	27.95	4.43	32.28	27.64	4.50	33.96	29.81	4.57	34.80	32.15	4.60	37.32	31.40	4.70	39.00	30.87	4.77
	109.4	29.58	27.49	4.60	31.26	27.21	4.67	32.94	29.41	4.73	33.78	31.77	4.77	36.30	31.06	4.87	37.98	30.56	4.94
	114.8	28.56	27.03	4.77	30.24	26.78	4.84	31.92	29.01	4.91	32.76	31.39	4.94	35.28	30.72	5.05	36.97	30.25	5.12
CTXS07L + FTXS12L + FTXS12L + FTXS12L	68.0	38.93	31.20	2.75	40.68	30.67	2.81	42.43	32.50	2.86	43.31	34.61	2.89	45.93	33.50	2.97	47.68	32.73	3.03
	77.0	37.16	30.36	2.92	38.91	29.88	2.97	40.66	31.77	3.03	41.54	33.91	3.06	44.16	32.88	3.14	45.92	32.16	3.19
	86.0	35.39	29.53	3.10	37.14	29.11	3.16	38.89	31.04	3.21	39.77	33.21	3.24	42.40	32.27	3.32	44.15	31.60	3.38
	89.6	34.68	29.20	3.18	36.44	28.80	3.23	38.19	30.76	3.29	39.06	32.94	3.31	41.69	32.02	3.40	43.44	31.38	3.45
	95.0	33.62	28.70	3.30	35.37	28.34	3.35	37.12	30.33	3.41	38.00	32.52	3.43	40.63	31.66	3.52	42.38	31.05	3.57
	104.0	31.85	27.89	3.51	33.60	27.57	3.56	35.36	29.62	3.62	36.23	31.84	3.64	38.86	31.06	3.73	40.61	30.50	3.78
	109.4	30.79	27.40	3.64	32.54	27.12	3.70	34.29	29.20	3.75	35.17	31.44	3.78	37.80	30.70	3.86	39.55	30.18	3.91
	114.8	29.73	26.92	3.78	31.48	26.67	3.83	33.23	28.78	3.89	34.11	31.03	3.92	36.73	30.35	4.00	38.48	29.85	4.05
CTXS07L + FTXS12L + FTXS12L + FDXS12L	68.0	38.42	30.38	3.27	40.15	29.86	3.33	41.87	31.59	3.40	42.74	33.60	3.43	45.33	32.50	3.53	47.06	31.73	3.59
	77.0	36.67	29.55	3.46	38.40	29.08	3.53	40.13	30.86	3.60	40.99	32.90	3.63	43.58	31.88	3.73	45.31	31.17	3.79
	86.0	34.93	28.72	3.68	36.65	28.31	3.74	38.38	30.14	3.81	39.25	32.21	3.84	41.84	31.27	3.94	43.57	30.62	4.00
	89.6	34.23	28.39	3.77	35.96	28.00	3.84	37.68	29.86	3.90	38.55	31.93	3.93	41.14	31.03	4.03	42.87	30.40	4.10
	95.0	33.18	27.90	3.91	34.91	27.54	3.98	36.64	29.43	4.04	37.50	31.52	4.07	40.09	30.67	4.17	41.82	30.07	4.24
	104.0	31.43	27.09	4.16	33.16	26.79	4.23	34.89	28.73	4.29	35.75	30.84	4.32	38.35	30.07	4.42	40.07	29.52	4.49
	109.4	30.39	26.61	4.32	32.11	26.34	4.39	33.84	28.31	4.45	34.71	30.44	4.48	37.30	29.72	4.58	39.03	29.20	4.65
	114.8	29.34	26.13	4.48	31.07	25.89	4.55	32.79	27.89	4.61	33.66	30.04	4.65	36.25	29.36	4.75	37.98	28.88	4.81
CTXS07L + FTXS12L + FDXS12L + FDXS12L	68.0	37.91	29.57	3.42	39.61	29.06	3.49	41.32	30.69	3.56	42.17	32.59	3.59	44.73	31.50	3.69	46.43	30.75	3.76
	77.0	36.18	28.74	3.63	37.89	28.28	3.69	39.59	29.96	3.76	40.45	31.89	3.80	43.00	30.89	3.90	44.71	30.19	3.97
	86.0	34.46	27.92	3.85	36.17	27.51	3.92	37.87	29.25	3.99	38.72	31.20	4.02	41.28	30.28	4.12	42.98	29.63	4.19
	89.6	33.77	27.59	3.95	35.48	27.21	4.01	37.18	28.97	4.08	38.03	30.93	4.12	40.59	30.04	4.22	42.30	29.41	4.29
	95.0	32.74	27.10	4.09	34.44	26.75	4.16	36.15	28.54	4.23	37.00	30.52	4.26	39.56	29.68	4.37	41.26	29.09	4.43
	104.0	31.02	26.30	4.36	32.72	26.00	4.42	34.42	27.84	4.49	35.28	29.85	4.53	37.83	29.09	4.63	39.54	28.54	4.70
	109.4	29.98	25.82	4.52	31.69	25.55	4.59	33.39	27.43	4.66	34.24	29.45	4.69	36.80	28.74	4.79	38.51	28.22	4.86
	114.8	28.95	25.35	4.69	30.65	25.11	4.76	32.36	27.01	4.83	33.21	29.05	4.86	35.77	28.38	4.97	37.47	27.90	5.03
CTXS07L + FDXS12L + FDXS12L + FDXS12L	68.0	37.39	28.76	3.58	39.08	28.27	3.65	40.76	29.79	3.72	41.60	31.59	3.76	44.12	30.52	3.87	45.80	29.76	3.94
	77.0	35.70	27.94	3.80	37.38	27.49	3.87	39.06	29.07	3.94	39.90	30.89	3.98	42.42	29.90	4.08	44.10	29.21	4.15
	86.0	34.00	27.12	4.03	35.68	26.73	4.10	37.36	28.36	4.17	38.20	30.21	4.21	40.72	29.30	4.32	42.40	28.66	4.39
	89.6	33.32	26.79	4.13	35.00	26.42	4.20	36.68	28.08	4.27	37.52	29.94	4.31	40.04	29.06	4.42	41.72	28.44	4.49
	95.0	32.30	26.31	4.29	33.98	25.97	4.36	35.66	27.65	4.43	36.50	29.53	4.46	39.02	28.70	4.57	40.70	28.11	4.64
	104.0	30.60	25.51	4.56	32.28	25.22	4.63	33.96	26.96	4.70	34.80	28.86	4.74	37.32	28.11	4.85	39.00	27.57	4.92
	109.4	29.58	25.04	4.73	31.26	24.78	4.81	32.94	26.54	4.88	33.78	28.46	4.91	36.30	27.76	5.02	37.98	27.25	5.09
	114.8	28.56	24.56	4.91	30.24	24.34	4.99	31.92	26.13	5.06	32.76	28.06	5.09	35.28	27.41	5.20	36.97	26.93	5.27

Combination (Capacity)	Outdoor air temp. EDB	Indoor air temp.:EWB																		
		57.2			60.8			64.4			67.0			71.6			75.2		
		TC	SHC	PI	TC	SHC	PI	TC	SHC	PI	TC	SHC	PI	TC	SHC	PI	TC	SHC	PI
		kBtu/h	kBtu/h	kW	kBtu/h	kBtu/h	kW	kBtu/h	kBtu/h	kW	kBtu/h	kBtu/h	kW	kBtu/h	kBtu/h	kW	kBtu/h	kBtu/h	kW
CTXS07L + FTXS12L + FTXS12L + FTXS15L +	68.0	38.93	33.38	2.74	40.68	32.83	2.79	42.43	35.06	2.85	43.31	37.58	2.87	45.93	36.47	2.96	47.68	35.72	3.18
	77.0	37.16	32.56	2.90	38.91	32.07	2.96	40.66	34.36	3.01	41.54	36.91	3.04	44.16	35.88	3.12	45.92	35.17	3.18
	86.0	35.39	31.76	3.08	37.14	31.32	3.14	38.89	33.66	3.19	39.77	36.23	3.22	42.40	35.29	3.30	44.15	34.64	3.36
	89.6	34.68	31.43	3.16	36.44	31.02	3.21	38.19	33.38	3.27	39.06	35.97	3.30	41.69	35.05	3.38	43.44	34.42	3.43
	95.0	33.62	30.96	3.28	35.37	30.57	3.33	37.12	32.96	3.39	38.00	35.57	3.41	40.63	34.70	3.50	42.38	34.10	3.55
	104.0	31.85	30.16	3.49	33.60	29.83	3.54	35.36	32.27	3.60	36.23	34.91	3.62	38.86	34.12	3.70	40.61	33.57	3.76
	109.4	30.79	29.69	3.62	32.54	29.39	3.67	34.29	31.87	3.73	35.17	34.51	3.76	37.80	33.77	3.84	39.55	33.25	3.89
	114.8	29.73	29.22	3.76	31.48	28.95	3.81	33.23	31.46	3.87	34.11	34.11	3.89	36.73	33.43	3.98	38.48	32.94	4.03
CTXS07L + FTXS12L + FTXS12L + CDXS15L	68.0	38.42	31.51	3.31	40.15	30.99	3.37	41.87	32.93	3.44	42.74	35.15	3.47	45.33	34.05	3.57	47.06	33.30	3.64
	77.0	36.67	30.69	3.51	38.40	30.22	3.57	40.13	32.21	3.64	40.99	34.47	3.67	43.58	33.45	3.77	45.31	32.75	3.84
	86.0	34.93	29.88	3.72	36.65	29.46	3.79	38.38	31.51	3.86	39.25	33.79	3.89	41.84	32.86	3.99	43.57	32.21	4.05
	89.6	34.23	29.56	3.82	35.96	29.16	3.88	37.68	31.23	3.95	38.55	33.52	3.98	41.14	32.62	4.08	42.87	31.99	4.15
	95.0	33.18	29.08	3.96	34.91	28.71	4.03	36.64	30.81	4.09	37.50	33.12	4.12	40.09	32.26	4.22	41.82	31.67	4.29
	104.0	31.43	28.28	4.21	33.16	27.97	4.28	34.89	30.12	4.34	35.75	32.45	4.38	38.35	31.68	4.48	40.07	31.13	4.54
	109.4	30.39	27.81	4.37	32.11	27.53	4.44	33.84	29.71	4.50	34.71	32.06	4.54	37.30	31.33	4.64	39.03	30.81	4.70
	114.8	29.34	27.34	4.54	31.07	27.09	4.61	32.79	29.30	4.67	33.66	31.66	4.70	36.25	30.98	4.80	37.98	30.50	4.87
CTXS07L + FTXS12L + FDXS12L + FTXS15L	68.0	38.42	32.54	3.19	40.15	32.01	3.25	41.87	34.13	3.32	42.74	36.55	3.35	45.33	35.46	3.44	47.06	34.71	3.70
	77.0	36.67	31.73	3.38	38.40	31.25	3.44	40.13	33.43	3.51	40.99	35.88	3.54	43.58	34.86	3.63	45.31	34.17	3.70
	86.0	34.93	30.93	3.59	36.65	30.51	3.65	38.38	32.74	3.72	39.25	35.21	3.75	41.84	34.28	3.84	43.57	33.63	3.91
	89.6	34.23	30.62	3.68	35.96	30.21	3.74	37.68	32.47	3.80	38.55	34.95	3.84	41.14	34.04	3.93	42.87	33.42	4.00
	95.0	33.18	30.14	3.82	34.91	29.76	3.88	36.64	32.05	3.94	37.50	34.55	3.97	40.09	33.70	4.07	41.82	33.10	4.13
	104.0	31.43	29.36	4.06	33.16	29.03	4.12	34.89	31.37	4.19	35.75	33.89	4.22	38.35	33.12	4.31	40.07	32.58	4.38
	109.4	30.39	28.89	4.21	32.11	28.59	4.28	33.84	30.97	4.34	34.71	33.50	4.37	37.30	32.77	4.47	39.03	32.26	4.53
	114.8	29.34	28.42	4.37	31.07	28.16	4.44	32.79	30.56	4.50	33.66	33.12	4.53	36.25	32.43	4.63	37.98	31.95	4.69
CTXS07L + FTXS12L + FDXS12L + CDXS15L	68.0	37.91	30.69	3.47	39.61	30.17	3.54	41.32	32.01	3.61	42.17	34.13	3.64	44.73	33.05	3.75	46.43	32.30	3.81
	77.0	36.18	29.88	3.68	37.89	29.41	3.75	39.59	31.30	3.82	40.45	33.45	3.85	43.00	32.45	3.95	44.71	31.75	4.02
	86.0	34.46	29.07	3.91	36.17	28.66	3.97	37.87	30.60	4.04	38.72	32.78	4.08	41.28	31.86	4.18	42.98	31.21	4.25
	89.6	33.77	28.75	4.00	35.48	28.36	4.07	37.18	30.33	4.14	38.03	32.51	4.17	40.59	31.62	4.28	42.30	31.00	4.35
	95.0	32.74	28.27	4.15	34.44	27.91	4.22	36.15	29.91	4.29	37.00	32.11	4.32	39.56	31.27	4.43	41.26	30.68	4.50
	104.0	31.02	27.48	4.42	32.72	27.18	4.49	34.42	29.23	4.56	35.28	31.45	4.59	37.83	30.69	4.69	39.54	30.15	4.76
	109.4	29.98	27.01	4.59	31.69	26.74	4.65	33.39	28.82	4.72	34.24	31.06	4.76	36.80	30.34	4.86	38.51	29.83	4.93
	114.8	28.95	26.55	4.76	30.65	26.30	4.83	32.36	28.41	4.90	33.21	30.67	4.93	35.77	30.00	5.04	37.47	29.52	5.11
CTXS07L + FDXS12L + FDXS12L + FTXS15L	68.0	37.91	31.71	3.35	39.61	31.18	3.42	41.32	33.21	3.48	42.17	35.52	3.52	44.73	34.44	3.62	46.43	33.70	3.88
	77.0	36.18	30.91	3.55	37.89	30.44	3.62	39.59	32.52	3.68	40.45	34.85	3.72	43.00	33.85	3.82	44.71	33.16	3.88
	86.0	34.46	30.11	3.77	36.17	29.69	3.84	37.87	31.83	3.90	38.72	34.19	3.94	41.28	33.27	4.04	42.98	32.63	4.10
	89.6	33.77	29.80	3.86	35.48	29.40	3.93	37.18	31.55	4.00	38.03	33.93	4.03	40.59	33.04	4.13	42.30	32.42	4.20
	95.0	32.74	29.33	4.01	34.44	28.96	4.07	36.15	31.15	4.14	37.00	33.54	4.17	39.56	32.69	4.27	41.26	32.11	4.34
	104.0	31.02	28.55	4.26	32.72	28.23	4.33	34.42	30.47	4.40	35.28	32.89	4.43	37.83	32.12	4.53	39.54	31.58	4.60
	109.4	29.98	28.09	4.43	31.69	27.80	4.49	33.39	30.07	4.56	34.24	32.50	4.59	36.80	31.78	4.69	38.51	31.27	4.76
	114.8	28.95	27.63	4.59	30.65	27.37	4.66	32.36	29.67	4.73	33.21	32.11	4.76	35.77	31.44	4.86	37.47	30.96	4.93
CTXS07L + FDXS12L + FDXS12L + CDXS15L	68.0	37.39	29.87	3.57	39.08	29.36	3.64	40.76	31.10	3.71	41.60	33.11	3.74	44.12	32.04	3.85	45.80	31.30	3.92
	77.0	35.70	29.06	3.78	37.38	28.61	3.85	39.06	30.40	3.92	39.90	32.44	3.96	42.42	31.45	4.06	44.10	30.76	4.14
	86.0	34.00	28.26	4.01	35.68	27.86	4.08	37.36	29.70	4.16	38.20	31.77	4.19	40.72	30.86	4.30	42.40	30.22	4.37
	89.6	33.32	27.94	4.11	35.00	27.56	4.18	36.68	29.43	4.25	37.52	31.50	4.29	40.04	30.62	4.40	41.72	30.01	4.47
	95.0	32.30	27.47	4.27	33.98	27.12	4.34	35.66	29.01	4.41	36.50	31.10	4.44	39.02	30.28	4.55	40.70	29.69	4.62
	104.0	30.60	26.69	4.54	32.28	26.39	4.61	33.96	28.33	4.68	34.80	30.45	4.72	37.32	29.70	4.82	39.00	29.16	4.89
	109.4	29.58	26.22	4.71	31.26	25.95	4.78	32.94	27.93	4.85	33.78	30.06	4.89	36.30	29.35	5.00	37.98	28.85	5.07
	114.8	28.56	25.76	4.89	30.24	25.52	4.96	31.92	27.52	5.03	32.76	29.67	5.07	35.28	29.01	5.18	36.97	28.54	5.25

Combination (Capacity)	Outdoor air temp. EDB	Indoor air temp.:EWB																		
		57.2			60.8			64.4			67.0			71.6			75.2		
		TC	SHC	PI	TC	SHC	PI	TC	SHC	PI	TC	SHC	PI	TC	SHC	PI	TC	SHC	PI
		kBtu/h	kBtu/h	kW	kBtu/h	kBtu/h	kW	kBtu/h	kBtu/h	kW	kBtu/h	kBtu/h	kW	kBtu/h	kBtu/h	kW	kBtu/h	kBtu/h	kW
FTXS09L + FTXS09L + FTXS09L + FTXS09L	68.0	38.93	31.52	3.16	40.68	30.99	3.23	42.43	32.88	3.29	43.31	35.05	3.32	45.93	33.94	3.42	47.68	33.17	3.48
	77.0	37.16	30.69	3.35	38.91	30.21	3.42	40.66	32.15	3.48	41.54	34.36	3.51	44.16	33.33	3.61	45.92	32.61	3.67
	86.0	35.39	29.86	3.56	37.14	29.44	3.62	38.89	31.43	3.69	39.77	33.67	3.72	42.40	32.72	3.81	44.15	32.06	3.88
	89.6	34.68	29.53	3.65	36.44	29.13	3.71	38.19	31.15	3.78	39.06	33.39	3.81	41.69	32.48	3.90	43.44	31.84	3.96
	95.0	33.62	29.04	3.79	35.37	28.67	3.85	37.12	30.72	3.91	38.00	32.98	3.94	40.63	32.12	4.04	42.38	31.51	4.10
	104.0	31.85	28.23	4.03	33.60	27.91	4.09	35.36	30.02	4.15	36.23	32.30	4.19	38.86	31.52	4.28	40.61	30.96	4.34
	109.4	30.79	27.75	4.18	32.54	27.46	4.24	34.29	29.60	4.31	35.17	31.90	4.34	37.80	31.16	4.43	39.55	30.64	4.50
	114.8	29.73	27.27	4.34	31.48	27.01	4.40	33.23	29.18	4.47	34.11	31.50	4.50	36.73	30.81	4.59	38.48	30.32	4.66
FTXS09L + FTXS09L + FTXS09L + FDXS09L	68.0	38.42	30.74	3.26	40.15	30.22	3.33	41.87	32.01	3.39	42.74	34.09	3.42	45.33	32.99	3.52	47.06	32.23	3.59
	77.0	36.67	29.91	3.46	38.40	29.44	3.52	40.13	31.29	3.59	40.99	33.40	3.62	43.58	32.38	3.72	45.31	31.67	3.78
	86.0	34.93	29.09	3.67	36.65	28.67	3.74	38.38	30.58	3.80	39.25	32.71	3.83	41.84	31.78	3.93	43.57	31.12	4.00
	89.6	34.23	28.76	3.76	35.96	28.37	3.83	37.68	30.29	3.89	38.55	32.44	3.92	41.14	31.54	4.02	42.87	30.90	4.09
	95.0	33.18	28.28	3.90	34.91	27.91	3.97	36.64	29.87	4.03	37.50	32.03	4.06	40.09	31.18	4.16	41.82	30.58	4.23
	104.0	31.43	27.47	4.15	33.16	27.16	4.22	34.89	29.17	4.28	35.75	31.36	4.31	38.35	30.58	4.41	40.07	30.03	4.48
	109.4	30.39	26.99	4.31	32.11	26.71	4.37	33.84	28.76	4.44	34.71	30.95	4.47	37.30	30.23	4.57	39.03	29.71	4.63
	114.8	29.34	26.52	4.47	31.07	26.27	4.54	32.79	28.34	4.60	33.66	30.56	4.64	36.25	29.88	4.73	37.98	29.39	4.80
FTXS09L + FTXS09L + FDXS09L + FDXS09L	68.0	37.91	29.96	3.42	39.61	29.45	3.49	41.32	31.15	3.56	42.17	33.13	3.59	44.73	32.04	3.69	46.43	31.29	3.76
	77.0	36.18	29.14	3.63	37.89	28.68	3.69	39.59	30.43	3.76	40.45	32.44	3.80	43.00	31.44	3.90	44.71	30.74	3.97
	86.0	34.46	28.32	3.85	36.17	27.91	3.92	37.87	29.72	3.99	38.72	31.76	4.02	41.28	30.83	4.12	42.98	30.19	4.19
	89.6	33.77	28.00	3.95	35.48	27.61	4.01	37.18	29.44	4.08	38.03	31.48	4.12	40.59	30.60	4.22	42.30	29.97	4.29
	95.0	32.74	27.51	4.09	34.44	27.16	4.16	36.15	29.02	4.23	37.00	31.08	4.26	39.56	30.24	4.37	41.26	29.64	4.43
	104.0	31.02	26.72	4.36	32.72	26.41	4.42	34.42	28.33	4.49	35.28	30.41	4.53	37.83	29.65	4.63	39.54	29.11	4.70
	109.4	29.98	26.24	4.52	31.69	25.97	4.59	33.39	27.91	4.66	34.24	30.01	4.69	36.80	29.30	4.79	38.51	28.79	4.86
	114.8	28.95	25.77	4.69	30.65	25.53	4.76	32.36	27.50	4.83	33.21	29.62	4.86	35.77	28.95	4.97	37.47	28.47	5.03
FTXS09L + FDXS09L + FDXS09L + FDXS09L	68.0	37.39	29.19	3.59	39.08	28.68	3.66	40.76	30.29	3.73	41.60	32.17	3.77	44.12	31.10	3.88	45.80	30.35	3.95
	77.0	35.70	28.37	3.81	37.38	27.92	3.88	39.06	29.58	3.95	39.90	31.48	3.98	42.42	30.50	4.09	44.10	29.80	4.16
	86.0	34.00	27.56	4.04	35.68	27.16	4.11	37.36	28.87	4.18	38.20	30.81	4.22	40.72	29.90	4.33	42.40	29.26	4.40
	89.6	33.32	27.23	4.14	35.00	26.86	4.21	36.68	28.59	4.28	37.52	30.54	4.32	40.04	29.66	4.43	41.72	29.04	4.50
	95.0	32.30	26.75	4.30	33.98	26.41	4.37	35.66	28.18	4.44	36.50	30.13	4.47	39.02	29.31	4.58	40.70	28.72	4.65
	104.0	30.60	25.96	4.57	32.28	25.67	4.64	33.96	27.49	4.71	34.80	29.47	4.75	37.32	28.72	4.86	39.00	28.18	4.93
	109.4	29.58	25.49	4.74	31.26	25.23	4.82	32.94	27.08	4.89	33.78	29.07	4.92	36.30	28.37	5.03	37.98	27.86	5.10
	114.8	28.56	25.02	4.93	30.24	24.79	5.00	31.92	26.67	5.07	32.76	28.68	5.10	35.28	28.02	5.21	36.97	27.55	5.28
FDXS09L + FDXS09L + FDXS09L + FDXS09L	68.0	36.88	28.42	3.75	38.54	27.92	3.82	40.20	29.44	3.90	41.03	31.22	3.94	43.52	30.16	4.05	45.18	29.42	4.12
	77.0	35.21	27.60	3.98	36.86	27.16	4.05	38.52	28.73	4.13	39.35	30.54	4.16	41.84	29.56	4.27	43.50	28.87	4.35
	86.0	33.53	26.80	4.22	35.19	26.41	4.30	36.85	28.03	4.37	37.68	29.86	4.41	40.16	28.96	4.52	41.82	28.33	4.60
	89.6	32.86	26.48	4.33	34.52	26.11	4.40	36.18	27.75	4.48	37.01	29.59	4.51	39.49	28.73	4.62	41.15	28.11	4.70
	95.0	31.85	26.00	4.49	33.51	25.66	4.56	35.17	27.33	4.64	36.00	29.19	4.67	38.49	28.38	4.79	40.15	27.79	4.86
	104.0	30.18	25.21	4.77	31.84	24.93	4.85	33.49	26.65	4.92	34.32	28.53	4.96	36.81	27.79	5.07	38.47	27.26	5.15
	109.4	29.17	24.74	4.96	30.83	24.49	5.03	32.49	26.24	5.11	33.32	28.14	5.14	35.81	27.45	5.26	37.46	26.94	5.33
	114.8	28.17	24.28	5.15	29.82	24.05	5.22	31.48	25.83	5.30	32.31	27.75	5.33	34.80	27.10	5.44	36.46	26.63	5.52
FTXS09L + FTXS09L + FTXS09L + FTXS12L	68.0	38.93	31.50	2.75	40.68	30.97	2.80	42.43	32.85	2.86	43.31	35.02	2.88	45.93	33.91	2.97	47.68	33.14	3.02
	77.0	37.16	30.66	2.91	38.91	30.18	2.97	40.66	32.12	3.02	41.54	34.32	3.05	44.16	33.30	3.13	45.92	32.58	3.19
	86.0	35.39	29.83	3.09	37.14	29.41	3.15	38.89	31.41	3.20	39.77	33.63	3.23	42.40	32.69	3.31	44.15	32.03	3.37
	89.6	34.68	29.51	3.17	36.44	29.10	3.22	38.19	31.12	3.28	39.06	33.36	3.30	41.69	32.44	3.39	43.44	31.81	3.44
	95.0	33.62	29.01	3.29	35.37	28.65	3.34	37.12	30.69	3.40	38.00	32.95	3.42	40.63	32.08	3.51	42.38	31.48	3.56
	104.0	31.85	28.20	3.50	33.60	27.89	3.55	35.36	29.99	3.61	36.23	32.27	3.63	38.86	31.48	3.72	40.61	30.93	3.77
	109.4	30.79	27.72	3.63	32.54	27.44	3.68	34.29	29.57	3.74	35.17	31.87	3.77	37.80	31.13	3.85	39.55	30.61	3.90
	114.8	29.73	27.24	3.77	31.48	26.99	3.82	33.23	29.15	3.88	34.11	31.46	3.91	36.73	30.78	3.99	38.48	30.28	4.04

Combination (Capacity)	Outdoor air temp. EDB	Indoor air temp.:EWB																		
		57.2			60.8			64.4			67.0			71.6			75.2		
		TC	SHC	PI	TC	SHC	PI	TC	SHC	PI	TC	SHC	PI	TC	SHC	PI	TC	SHC	PI
		kBtu/h	kBtu/h	kW	kBtu/h	kBtu/h	kW	kBtu/h	kBtu/h	kW	kBtu/h	kBtu/h	kW	kBtu/h	kBtu/h	kW	kBtu/h	kBtu/h	kW
FTXS09L + FTXS09L + FTXS09L + FDXS12L	68.0	38.42	30.68	3.26	40.15	30.16	3.33	41.87	31.94	3.39	42.74	34.01	3.42	45.33	32.91	3.52	47.06	32.15	3.59
	77.0	36.67	29.85	3.46	38.40	29.38	3.52	40.13	31.22	3.59	40.99	33.31	3.62	43.58	32.30	3.72	45.31	31.59	3.78
	86.0	34.93	29.02	3.67	36.65	28.61	3.74	38.38	30.50	3.80	39.25	32.62	3.83	41.84	31.69	3.93	43.57	31.04	4.00
	89.6	34.23	28.70	3.76	35.96	28.31	3.83	37.68	30.22	3.89	38.55	32.35	3.92	41.14	31.45	4.02	42.87	30.82	4.09
	95.0	33.18	28.21	3.90	34.91	27.85	3.97	36.64	29.80	4.03	37.50	31.94	4.06	40.09	31.09	4.16	41.82	30.49	4.23
	104.0	31.43	27.41	4.15	33.16	27.10	4.22	34.89	29.10	4.28	35.75	31.27	4.31	38.35	30.50	4.41	40.07	29.95	4.48
	109.4	30.39	26.93	4.31	32.11	26.65	4.37	33.84	28.68	4.44	34.71	30.87	4.47	37.30	30.14	4.57	39.03	29.62	4.63
	114.8	29.34	26.45	4.47	31.07	26.20	4.54	32.79	28.27	4.60	33.66	30.47	4.64	36.25	29.79	4.73	37.98	29.30	4.80
FTXS09L + FTXS09L + FDXS09L + FTXS12L	68.0	38.42	30.71	3.20	40.15	30.19	3.27	41.87	31.98	3.33	42.74	34.06	3.36	45.33	32.96	3.46	47.06	32.20	3.52
	77.0	36.67	29.88	3.40	38.40	29.42	3.46	40.13	31.26	3.52	40.99	33.36	3.56	43.58	32.35	3.65	45.31	31.64	3.72
	86.0	34.93	29.06	3.61	36.65	28.65	3.67	38.38	30.55	3.73	39.25	32.68	3.77	41.84	31.74	3.86	43.57	31.09	3.93
	89.6	34.23	28.74	3.70	35.96	28.34	3.76	37.68	30.27	3.82	38.55	32.40	3.86	41.14	31.50	3.95	42.87	30.87	4.02
	95.0	33.18	28.25	3.83	34.91	27.89	3.90	36.64	29.84	3.96	37.50	32.00	3.99	40.09	31.14	4.09	41.82	30.54	4.15
	104.0	31.43	27.45	4.08	33.16	27.14	4.14	34.89	29.14	4.21	35.75	31.32	4.24	38.35	30.55	4.33	40.07	30.00	4.40
	109.4	30.39	26.97	4.23	32.11	26.69	4.30	33.84	28.73	4.36	34.71	30.92	4.39	37.30	30.20	4.49	39.03	29.68	4.55
	114.8	29.34	26.49	4.40	31.07	26.24	4.46	32.79	28.31	4.52	33.66	30.52	4.56	36.25	29.84	4.65	37.98	29.36	4.72
FTXS09L + FTXS09L + FDXS09L + FDXS12L	68.0	37.91	29.90	3.36	39.61	29.39	3.42	41.32	31.08	3.49	42.17	33.04	3.52	44.73	31.96	3.62	46.43	31.21	3.69
	77.0	36.18	29.07	3.56	37.89	28.62	3.63	39.59	30.36	3.69	40.45	32.35	3.73	43.00	31.35	3.83	44.71	30.65	3.89
	86.0	34.46	28.26	3.78	36.17	27.85	3.85	37.87	29.65	3.91	38.72	31.67	3.95	41.28	30.75	4.05	42.98	30.10	4.11
	89.6	33.77	27.93	3.87	35.48	27.55	3.94	37.18	29.37	4.01	38.03	31.40	4.04	40.59	30.51	4.14	42.30	29.88	4.21
	95.0	32.74	27.45	4.02	34.44	27.10	4.08	36.15	28.95	4.15	37.00	30.99	4.18	39.56	30.15	4.28	41.26	29.56	4.35
	104.0	31.02	26.65	4.27	32.72	26.35	4.34	34.42	28.25	4.41	35.28	30.32	4.44	37.83	29.56	4.54	39.54	29.02	4.61
	109.4	29.98	26.18	4.44	31.69	25.91	4.50	33.39	27.84	4.57	34.24	29.93	4.60	36.80	29.21	4.70	38.51	28.70	4.77
	114.8	28.95	25.70	4.61	30.65	25.46	4.67	32.36	27.43	4.74	33.21	29.53	4.77	35.77	28.86	4.87	37.47	28.38	4.94
FTXS09L + FDXS09L + FDXS09L + FTXS12L	68.0	37.91	29.94	3.36	39.61	29.42	3.43	41.32	31.12	3.50	42.17	33.10	3.53	44.73	32.01	3.63	46.43	31.26	3.70
	77.0	36.18	29.11	3.57	37.89	28.65	3.63	39.59	30.41	3.70	40.45	32.41	3.73	43.00	31.40	3.84	44.71	30.70	3.90
	86.0	34.46	28.30	3.79	36.17	27.89	3.85	37.87	29.70	3.92	38.72	31.72	3.96	41.28	30.80	4.06	42.98	30.15	4.12
	89.6	33.77	27.97	3.88	35.48	27.59	3.95	37.18	29.41	4.02	38.03	31.45	4.05	40.59	30.56	4.15	42.30	29.94	4.22
	95.0	32.74	27.49	4.03	34.44	27.14	4.09	36.15	28.99	4.16	37.00	31.05	4.19	39.56	30.21	4.29	41.26	29.61	4.36
	104.0	31.02	26.69	4.28	32.72	26.39	4.35	34.42	28.30	4.42	35.28	30.38	4.45	37.83	29.62	4.55	39.54	29.07	4.62
	109.4	29.98	26.22	4.45	31.69	25.94	4.51	33.39	27.88	4.58	34.24	29.98	4.61	36.80	29.27	4.72	38.51	28.75	4.78
	114.8	28.95	25.74	4.62	30.65	25.50	4.68	32.36	27.47	4.75	33.21	29.58	4.78	35.77	28.92	4.89	37.47	28.43	4.95
FTXS09L + FDXS09L + FDXS09L + FDXS12L	68.0	37.39	29.13	3.53	39.08	28.62	3.60	40.76	30.22	3.67	41.60	32.09	3.70	44.12	31.02	3.81	45.80	30.27	3.88
	77.0	35.70	28.31	3.74	37.38	27.86	3.81	39.06	29.51	3.88	39.90	31.40	3.91	42.42	30.41	4.02	44.10	29.72	4.09
	86.0	34.00	27.49	3.97	35.68	27.10	4.04	37.36	28.80	4.11	38.20	30.72	4.14	40.72	29.81	4.25	42.40	29.17	4.32
	89.6	33.32	27.17	4.07	35.00	26.80	4.14	36.68	28.52	4.21	37.52	30.45	4.24	40.04	29.57	4.35	41.72	28.95	4.42
	95.0	32.30	26.69	4.22	33.98	26.35	4.29	35.66	28.10	4.36	36.50	30.05	4.39	39.02	29.22	4.50	40.70	28.63	4.57
	104.0	30.60	25.90	4.49	32.28	25.60	4.56	33.96	27.41	4.63	34.80	29.38	4.66	37.32	28.63	4.77	39.00	28.10	4.84
	109.4	29.58	25.43	4.66	31.26	25.16	4.73	32.94	27.00	4.80	33.78	28.99	4.84	36.30	28.28	4.94	37.98	27.78	5.01
	114.8	28.56	24.96	4.84	30.24	24.72	4.91	31.92	26.59	4.98	32.76	28.59	5.01	35.28	27.94	5.12	36.97	27.46	5.19
FDXS09L + FDXS09L + FDXS09L + FTXS12L	68.0	37.39	29.16	3.53	39.08	28.66	3.60	40.76	30.26	3.67	41.60	32.14	3.70	44.12	31.07	3.81	45.80	30.32	3.88
	77.0	35.70	28.34	3.74	37.38	27.89	3.81	39.06	29.55	3.88	39.90	31.45	3.91	42.42	30.46	4.02	44.10	29.77	4.09
	86.0	34.00	27.53	3.97	35.68	27.14	4.04	37.36	28.85	4.11	38.20	30.77	4.14	40.72	29.87	4.25	42.40	29.22	4.32
	89.6	33.32	27.21	4.07	35.00	26.83	4.14	36.68	28.57	4.21	37.52	30.50	4.24	40.04	29.63	4.35	41.72	29.01	4.42
	95.0	32.30	26.73	4.22	33.98	26.39	4.29	35.66	28.15	4.36	36.50	30.10	4.39	39.02	29.27	4.50	40.70	28.68	4.57
	104.0	30.60	25.94	4.49	32.28	25.64	4.56	33.96	27.46	4.63	34.80	29.44	4.66	37.32	28.69	4.77	39.00	28.15	4.84
	109.4	29.58	25.47	4.66	31.26	25.20	4.73	32.94	27.05	4.80	33.78	29.04	4.84	36.30	28.34	4.94	37.98	27.83	5.01
	114.8	28.56	25.00	4.84	30.24	24.76	4.91	31.92	26.64	4.98	32.76	28.65	5.01	35.28	27.99	5.12	36.97	27.51	5.19

Combination (Capacity)	Outdoor air temp. EDB	Indoor air temp.:EWB																		
		57.2			60.8			64.4			67.0			71.6			75.2		
		TC	SHC	PI	TC	SHC	PI	TC	SHC	PI	TC	SHC	PI	TC	SHC	PI	TC	SHC	PI
		kBtu/h	kBtu/h	kW	kBtu/h	kBtu/h	kW	kBtu/h	kBtu/h	kW	kBtu/h	kBtu/h	kW	kBtu/h	kBtu/h	kW	kBtu/h	kBtu/h	kW
FDXS09L + FDXS09L + FDXS09L + FDXS12L	68.0	36.88	28.36	3.69	38.54	27.87	3.76	40.20	29.37	3.83	41.03	31.14	3.87	43.52	30.08	3.98	45.18	29.34	4.05
	77.0	35.21	27.54	3.91	36.86	27.10	3.98	38.52	28.66	4.05	39.35	30.45	4.09	41.84	29.48	4.20	43.50	28.79	4.27
	86.0	33.53	26.73	4.15	35.19	26.35	4.22	36.85	27.96	4.30	37.68	29.78	4.33	40.16	28.88	4.44	41.82	28.25	4.52
	89.6	32.86	26.41	4.25	34.52	26.05	4.33	36.18	27.68	4.40	37.01	29.51	4.44	39.49	28.64	4.55	41.15	28.03	4.62
	95.0	31.85	25.94	4.41	33.51	25.60	4.48	35.17	27.26	4.56	36.00	29.11	4.59	38.49	28.29	4.71	40.15	27.71	4.78
	104.0	30.18	25.15	4.69	31.84	24.86	4.77	33.49	26.57	4.84	34.32	28.45	4.88	36.81	27.71	4.99	38.47	27.17	5.06
	109.4	29.17	24.68	4.87	30.83	24.42	4.95	32.49	26.17	5.02	33.32	28.05	5.06	35.81	27.36	5.17	37.46	26.86	5.24
	114.8	28.17	24.21	5.06	29.82	23.99	5.13	31.48	25.76	5.20	32.31	27.66	5.24	34.80	27.01	5.35	36.46	26.54	5.42
FTXS09L + FTXS09L + FTXS09L + FTXS15L	68.0	38.93	33.69	2.73	40.68	33.14	2.78	42.43	35.43	2.84	43.31	38.01	2.87	45.93	36.90	2.95	47.68	36.14	3.17
	77.0	37.16	32.88	2.89	38.91	32.38	2.95	40.66	34.72	3.00	41.54	37.33	3.03	44.16	36.31	3.11	45.92	35.60	3.17
	86.0	35.39	32.07	3.07	37.14	31.63	3.13	38.89	34.03	3.18	39.77	36.66	3.21	42.40	35.72	3.29	44.15	35.07	3.35
	89.6	34.68	31.75	3.15	36.44	31.34	3.20	38.19	33.75	3.26	39.06	36.40	3.29	41.69	35.48	3.37	43.44	34.85	3.42
	95.0	33.62	31.28	3.27	35.37	30.89	3.32	37.12	33.34	3.38	38.00	36.00	3.40	40.63	35.13	3.49	42.38	34.53	3.54
	104.0	31.85	30.49	3.48	33.60	30.15	3.53	35.36	32.65	3.59	36.23	35.34	3.61	38.86	34.55	3.69	40.61	34.00	3.75
	109.4	30.79	30.02	3.61	32.54	29.71	3.66	34.29	32.24	3.72	35.17	34.95	3.74	37.80	34.21	3.83	39.55	33.69	3.88
	114.8	29.73	29.55	3.75	31.48	29.28	3.80	33.23	31.84	3.86	34.11	34.11	3.88	36.73	33.86	3.96	38.48	33.38	4.02
FTXS09L + FTXS09L + FTXS09L + CDXS15L	68.0	38.42	31.82	3.30	40.15	31.29	3.37	41.87	33.29	3.43	42.74	35.57	3.46	45.33	34.47	3.56	47.06	33.72	3.63
	77.0	36.67	31.00	3.50	38.40	30.53	3.56	40.13	32.58	3.63	40.99	34.89	3.66	43.58	33.87	3.76	45.31	33.17	3.83
	86.0	34.93	30.20	3.72	36.65	29.77	3.78	38.38	31.88	3.85	39.25	34.21	3.88	41.84	33.28	3.98	43.57	32.63	4.04
	89.6	34.23	29.87	3.81	35.96	29.47	3.87	37.68	31.60	3.94	38.55	33.94	3.97	41.14	33.04	4.07	42.87	32.42	4.14
	95.0	33.18	29.40	3.95	34.91	29.03	4.02	36.64	31.18	4.08	37.50	33.54	4.11	40.09	32.69	4.21	41.82	32.09	4.28
	104.0	31.43	28.60	4.20	33.16	28.28	4.27	34.89	30.49	4.33	35.75	32.88	4.37	38.35	32.11	4.47	40.07	31.56	4.53
	109.4	30.39	28.13	4.36	32.11	27.84	4.43	33.84	30.08	4.49	34.71	32.49	4.53	37.30	31.76	4.63	39.03	31.25	4.69
	114.8	29.34	27.66	4.53	31.07	27.41	4.59	32.79	29.68	4.66	33.66	32.10	4.69	36.25	31.41	4.79	37.98	30.93	4.86
FTXS09L + FTXS09L + FDXS09L + FTXS15L	68.0	38.42	32.89	3.19	40.15	32.35	3.25	41.87	34.55	3.32	42.74	37.03	3.35	45.33	35.93	3.44	47.06	35.19	3.70
	77.0	36.67	32.09	3.38	38.40	31.60	3.44	40.13	33.85	3.51	40.99	36.36	3.54	43.58	35.34	3.63	45.31	34.65	3.70
	86.0	34.93	31.29	3.59	36.65	30.86	3.65	38.38	33.16	3.72	39.25	35.69	3.75	41.84	34.76	3.84	43.57	34.12	3.91
	89.6	34.23	30.97	3.68	35.96	30.56	3.74	37.68	32.88	3.80	38.55	35.43	3.84	41.14	34.53	3.93	42.87	33.91	4.00
	95.0	33.18	30.50	3.82	34.91	30.12	3.88	36.64	32.47	3.94	37.50	35.04	3.97	40.09	34.18	4.07	41.82	33.59	4.13
	104.0	31.43	29.72	4.06	33.16	29.39	4.12	34.89	31.80	4.19	35.75	34.38	4.22	38.35	33.61	4.31	40.07	33.06	4.38
	109.4	30.39	29.25	4.21	32.11	28.96	4.28	33.84	31.39	4.34	34.71	33.99	4.37	37.30	33.26	4.47	39.03	32.75	4.53
	114.8	29.34	28.79	4.37	31.07	28.52	4.44	32.79	30.99	4.50	33.66	33.61	4.53	36.25	32.92	4.63	37.98	32.44	4.69
FTXS09L + FTXS09L + FDXS09L + CDXS15L	68.0	37.91	31.03	3.47	39.61	30.51	3.54	41.32	32.41	3.61	42.17	34.60	3.64	44.73	33.51	3.75	46.43	32.77	3.81
	77.0	36.18	30.22	3.68	37.89	29.75	3.75	39.59	31.71	3.82	40.45	33.92	3.85	43.00	32.92	3.95	44.71	32.23	4.02
	86.0	34.46	29.42	3.91	36.17	29.01	3.97	37.87	31.01	4.04	38.72	33.25	4.08	41.28	32.33	4.18	42.98	31.69	4.25
	89.6	33.77	29.10	4.00	35.48	28.71	4.07	37.18	30.74	4.14	38.03	32.99	4.17	40.59	32.10	4.28	42.30	31.48	4.35
	95.0	32.74	28.63	4.15	34.44	28.26	4.22	36.15	30.33	4.29	37.00	32.59	4.32	39.56	31.75	4.43	41.26	31.16	4.50
	104.0	31.02	27.84	4.42	32.72	27.53	4.49	34.42	29.64	4.56	35.28	31.93	4.59	37.83	31.17	4.69	39.54	30.63	4.76
	109.4	29.98	27.37	4.59	31.69	27.09	4.65	33.39	29.24	4.72	34.24	31.54	4.76	36.80	30.82	4.86	38.51	30.31	4.93
	114.8	28.95	26.91	4.76	30.65	26.66	4.83	32.36	28.83	4.90	33.21	31.15	4.93	35.77	30.48	5.04	37.47	30.00	5.11
FTXS09L + FDXS09L + FDXS09L + FTXS15L	68.0	37.91	32.10	3.35	39.61	31.57	3.42	41.32	33.67	3.48	42.17	36.05	3.52	44.73	34.97	3.62	46.43	34.23	3.88
	77.0	36.18	31.30	3.55	37.89	30.82	3.62	39.59	32.98	3.68	40.45	35.39	3.72	43.00	34.38	3.82	44.71	33.70	3.88
	86.0	34.46	30.51	3.77	36.17	30.09	3.84	37.87	32.29	3.90	38.72	34.73	3.94	41.28	33.80	4.04	42.98	33.17	4.10
	89.6	33.77	30.20	3.86	35.48	29.79	3.93	37.18	32.02	4.00	38.03	34.47	4.03	40.59	33.57	4.13	42.30	32.96	4.20
	95.0	32.74	29.73	4.01	34.44	29.36	4.07	36.15	31.61	4.14	37.00	34.07	4.17	39.56	33.23	4.27	41.26	32.65	4.34
	104.0	31.02	28.95	4.26	32.72	28.63	4.33	34.42	30.94	4.40	35.28	33.43	4.43	37.83	32.66	4.53	39.54	32.13	4.60
	109.4	29.98	28.49	4.43	31.69	28.20	4.49	33.39	30.54	4.56	34.24	33.04	4.59	36.80	32.32	4.69	38.51	31.82	4.76
	114.8	28.95	28.03	4.59	30.65	27.77	4.66	32.36	30.14	4.73	33.21	32.66	4.76	35.77	31.98	4.86	37.47	31.51	4.93

Combination (Capacity)	Outdoor air temp. EDB	Indoor air temp.:EWB																		
		57.2			60.8			64.4			67.0			71.6			75.2		
		TC	SHC	PI	TC	SHC	PI	TC	SHC	PI	TC	SHC	PI	TC	SHC	PI	TC	SHC	PI
		kBtu/h	kBtu/h	kW	kBtu/h	kBtu/h	kW	kBtu/h	kBtu/h	kW	kBtu/h	kBtu/h	kW	kBtu/h	kBtu/h	kW	kBtu/h	kBtu/h	kW
FTXS09L + FDXS09L + FDXS09L + CDXS15L	68.0	37.39	30.24	3.57	39.08	29.73	3.64	40.76	31.54	3.71	41.60	33.63	3.74	44.12	32.56	3.85	45.80	31.82	3.92
	77.0	35.70	29.44	3.78	37.38	28.98	3.85	39.06	30.85	3.92	39.90	32.96	3.96	42.42	31.97	4.06	44.10	31.28	4.14
	86.0	34.00	28.65	4.01	35.68	28.24	4.08	37.36	30.16	4.16	38.20	32.29	4.19	40.72	31.38	4.30	42.40	30.75	4.37
	89.6	33.32	28.33	4.11	35.00	27.95	4.18	36.68	29.88	4.25	37.52	32.03	4.29	40.04	31.15	4.40	41.72	30.54	4.47
	95.0	32.30	27.86	4.27	33.98	27.51	4.34	35.66	29.47	4.41	36.50	31.63	4.44	39.02	30.80	4.55	40.70	30.22	4.62
	104.0	30.60	27.08	4.54	32.28	26.78	4.61	33.96	28.79	4.68	34.80	30.98	4.72	37.32	30.23	4.82	39.00	29.70	4.89
	109.4	29.58	26.62	4.71	31.26	26.34	4.78	32.94	28.39	4.85	33.78	30.59	4.89	36.30	29.89	5.00	37.98	29.39	5.07
	114.8	28.56	26.16	4.89	30.24	25.91	4.96	31.92	27.99	5.03	32.76	30.21	5.07	35.28	29.55	5.18	36.97	29.07	5.25
FDXS09L + FDXS09L + FDXS09L + FTXS15L	68.0	37.39	31.30	3.52	39.08	30.78	3.59	40.76	32.79	3.66	41.60	35.07	3.69	44.12	34.01	3.80	45.80	33.28	4.08
	77.0	35.70	30.51	3.73	37.38	30.05	3.80	39.06	32.10	3.87	39.90	34.41	3.90	42.42	33.43	4.01	44.10	32.75	4.08
	86.0	34.00	29.73	3.96	35.68	29.32	4.03	37.36	31.43	4.10	38.20	33.76	4.13	40.72	32.85	4.24	42.40	32.22	4.31
	89.6	33.32	29.42	4.06	35.00	29.03	4.13	36.68	31.16	4.20	37.52	33.50	4.23	40.04	32.62	4.34	41.72	32.02	4.41
	95.0	32.30	28.96	4.21	33.98	28.59	4.28	35.66	30.75	4.35	36.50	33.11	4.38	39.02	32.28	4.49	40.70	31.70	4.56
	104.0	30.60	28.19	4.48	32.28	27.87	4.55	33.96	30.09	4.62	34.80	32.47	4.65	37.32	31.72	4.76	39.00	31.19	4.83
	109.4	29.58	27.73	4.65	31.26	27.45	4.72	32.94	29.69	4.79	33.78	32.09	4.82	36.30	31.38	4.93	37.98	30.88	5.00
	114.8	28.56	27.28	4.83	30.24	27.02	4.90	31.92	29.29	4.97	32.76	31.71	5.00	35.28	31.05	5.11	36.97	30.58	5.18
FDXS09L + FDXS09L + FDXS09L + CDXS15L	68.0	36.88	29.46	3.73	38.54	28.96	3.81	40.20	30.68	3.88	41.03	32.66	3.92	43.52	31.61	4.03	45.18	30.88	4.11
	77.0	35.21	28.67	3.96	36.86	28.22	4.03	38.52	29.98	4.11	39.35	32.00	4.14	41.84	31.02	4.26	43.50	30.34	4.33
	86.0	33.53	27.88	4.20	35.19	27.48	4.28	36.85	29.30	4.35	37.68	31.34	4.39	40.16	30.44	4.50	41.82	29.81	4.58
	89.6	32.86	27.56	4.31	34.52	27.19	4.38	36.18	29.03	4.46	37.01	31.07	4.49	39.49	30.21	4.60	41.15	29.60	4.68
	95.0	31.85	27.10	4.47	33.51	26.75	4.54	35.17	28.62	4.62	36.00	30.68	4.65	38.49	29.86	4.77	40.15	29.29	4.84
	104.0	30.18	26.32	4.75	31.84	26.03	4.83	33.49	27.95	4.90	34.32	30.04	4.94	36.81	29.29	5.05	38.47	28.77	5.13
	109.4	29.17	25.86	4.94	30.83	25.60	5.01	32.49	27.55	5.08	33.32	29.65	5.12	35.81	28.95	5.23	37.46	28.46	5.31
	114.8	28.17	25.41	5.12	29.82	25.17	5.20	31.48	27.15	5.27	32.31	29.27	5.31	34.80	28.62	5.42	36.46	28.15	5.50
FTXS09L + FTXS09L + FTXS09L + FTXS18L	68.0	38.93	33.83	2.74	40.68	33.28	2.79	42.43	35.59	2.85	43.31	38.20	2.87	45.93	37.09	2.96	47.68	36.33	3.18
	77.0	37.16	33.02	2.90	38.91	32.52	2.96	40.66	34.89	3.01	41.54	37.52	3.04	44.16	36.50	3.12	45.92	35.79	3.18
	86.0	35.39	32.22	3.08	37.14	31.77	3.14	38.89	34.19	3.19	39.77	36.85	3.22	42.40	35.91	3.30	44.15	35.26	3.36
	89.6	34.68	31.90	3.16	36.44	31.48	3.21	38.19	33.92	3.27	39.06	36.59	3.30	41.69	35.67	3.38	43.44	35.04	3.43
	95.0	33.62	31.42	3.28	35.37	31.03	3.33	37.12	33.50	3.39	38.00	36.19	3.41	40.63	35.32	3.50	42.38	34.73	3.55
	104.0	31.85	30.63	3.49	33.60	30.30	3.54	35.36	32.82	3.60	36.23	35.53	3.62	38.86	34.74	3.70	40.61	34.20	3.76
	109.4	30.79	30.16	3.62	32.54	29.86	3.67	34.29	32.41	3.73	35.17	35.14	3.76	37.80	34.40	3.84	39.55	33.88	3.89
	114.8	29.73	29.69	3.76	31.48	29.42	3.81	33.23	32.01	3.87	34.11	34.11	3.89	36.73	34.06	3.98	38.48	33.57	4.03
FTXS09L + FTXS09L + FTXS09L + CDXS18L	68.0	38.42	31.82	3.29	40.15	31.29	3.36	41.87	33.29	3.42	42.74	35.57	3.46	45.33	34.47	3.55	47.06	33.72	3.62
	77.0	36.67	31.00	3.49	38.40	30.53	3.56	40.13	32.58	3.62	40.99	34.89	3.65	43.58	33.87	3.75	45.31	33.17	3.82
	86.0	34.93	30.20	3.71	36.65	29.77	3.77	38.38	31.88	3.84	39.25	34.21	3.87	41.84	33.28	3.97	43.57	32.63	4.03
	89.6	34.23	29.87	3.80	35.96	29.47	3.86	37.68	31.60	3.93	38.55	33.94	3.96	41.14	33.04	4.06	42.87	32.42	4.13
	95.0	33.18	29.40	3.94	34.91	29.03	4.01	36.64	31.18	4.07	37.50	33.54	4.10	40.09	32.69	4.20	41.82	32.09	4.27
	104.0	31.43	28.60	4.19	33.16	28.28	4.26	34.89	30.49	4.32	35.75	32.88	4.36	38.35	32.11	4.45	40.07	31.56	4.52
	109.4	30.39	28.13	4.35	32.11	27.84	4.42	33.84	30.08	4.48	34.71	32.49	4.52	37.30	31.76	4.61	39.03	31.25	4.68
	114.8	29.34	27.66	4.52	31.07	27.41	4.58	32.79	29.68	4.65	33.66	32.10	4.68	36.25	31.41	4.78	37.98	30.93	4.85
FTXS09L + FTXS09L + FDXS09L + FTXS18L	68.0	38.42	33.03	3.19	40.15	32.49	3.25	41.87	34.71	3.32	42.74	37.22	3.35	45.33	36.12	3.44	47.06	35.38	3.70
	77.0	36.67	32.23	3.38	38.40	31.74	3.44	40.13	34.01	3.51	40.99	36.55	3.54	43.58	35.53	3.63	45.31	34.84	3.70
	86.0	34.93	31.43	3.59	36.65	31.00	3.65	38.38	33.32	3.72	39.25	35.88	3.75	41.84	34.95	3.84	43.57	34.31	3.91
	89.6	34.23	31.12	3.68	35.96	30.70	3.74	37.68	33.05	3.80	38.55	35.62	3.84	41.14	34.72	3.93	42.87	34.10	4.00
	95.0	33.18	30.64	3.82	34.91	30.26	3.88	36.64	32.64	3.94	37.50	35.23	3.97	40.09	34.37	4.07	41.82	33.78	4.13
	104.0	31.43	29.86	4.06	33.16	29.53	4.12	34.89	31.96	4.19	35.75	34.58	4.22	38.35	33.80	4.31	40.07	33.26	4.38
	109.4	30.39	29.40	4.21	32.11	29.10	4.28	33.84	31.56	4.34	34.71	34.19	4.37	37.30	33.46	4.47	39.03	32.95	4.53
	114.8	29.34	28.93	4.37	31.07	28.67	4.44	32.79	31.16	4.50	33.66	33.66	4.53	36.25	33.12	4.63	37.98	32.64	4.69

Combination (Capacity)	Outdoor air temp. EDB	Indoor air temp.:EWB																		
		57.2			60.8			64.4			67.0			71.6			75.2		
		TC	SHC	PI	TC	SHC	PI	TC	SHC	PI	TC	SHC	PI	TC	SHC	PI	TC	SHC	PI
		kBtu/h	kBtu/h	kW	kBtu/h	kBtu/h	kW	kBtu/h	kBtu/h	kW	kBtu/h	kBtu/h	kW	kBtu/h	kBtu/h	kW	kBtu/h	kBtu/h	kW
FTXS09L + FTXS09L + FDXS09L + CDXS18L	68.0	37.91	31.03	3.45	39.61	30.51	3.52	41.32	32.41	3.59	42.17	34.60	3.62	44.73	33.51	3.73	46.43	32.77	3.80
	77.0	36.18	30.22	3.66	37.89	29.75	3.73	39.59	31.71	3.80	40.45	33.92	3.83	43.00	32.92	3.94	44.71	32.23	4.00
	86.0	34.46	29.42	3.89	36.17	29.01	3.96	37.87	31.01	4.02	38.72	33.25	4.06	41.28	32.33	4.16	42.98	31.69	4.23
	89.6	33.77	29.10	3.98	35.48	28.71	4.05	37.18	30.74	4.12	38.03	32.99	4.16	40.59	32.10	4.26	42.30	31.48	4.33
	95.0	32.74	28.63	4.13	34.44	28.26	4.20	36.15	30.33	4.27	37.00	32.59	4.30	39.56	31.75	4.41	41.26	31.16	4.48
	104.0	31.02	27.84	4.40	32.72	27.53	4.47	34.42	29.64	4.53	35.28	31.93	4.57	37.83	31.17	4.67	39.54	30.63	4.74
	109.4	29.98	27.37	4.56	31.69	27.09	4.63	33.39	29.24	4.70	34.24	31.54	4.74	36.80	30.82	4.84	38.51	30.31	4.91
	114.8	28.95	26.91	4.74	30.65	26.66	4.81	32.36	28.83	4.88	33.21	31.15	4.91	35.77	30.48	5.01	37.47	30.00	5.08
FTXS09L + FDXS09L + FDXS09L + FTXS18L	68.0	37.91	32.23	3.36	39.61	31.70	3.42	41.32	33.83	3.49	42.17	36.24	3.52	44.73	35.16	3.62	46.43	34.42	3.89
	77.0	36.18	31.44	3.56	37.89	30.96	3.63	39.59	33.14	3.69	40.45	35.57	3.73	43.00	34.57	3.83	44.71	33.89	3.89
	86.0	34.46	30.65	3.78	36.17	30.23	3.85	37.87	32.46	3.91	38.72	34.92	3.95	41.28	33.99	4.05	42.98	33.36	4.11
	89.6	33.77	30.34	3.87	35.48	29.93	3.94	37.18	32.18	4.01	38.03	34.66	4.04	40.59	33.76	4.14	42.30	33.15	4.21
	95.0	32.74	29.87	4.02	34.44	29.50	4.08	36.15	31.78	4.15	37.00	34.27	4.18	39.56	33.42	4.28	41.26	32.84	4.35
	104.0	31.02	29.10	4.27	32.72	28.77	4.34	34.42	31.11	4.41	35.28	33.62	4.44	37.83	32.85	4.54	39.54	32.32	4.61
	109.4	29.98	28.63	4.44	31.69	28.34	4.50	33.39	30.71	4.57	34.24	33.23	4.60	36.80	32.51	4.70	38.51	32.01	4.77
	114.8	28.95	28.18	4.61	30.65	27.92	4.67	32.36	30.31	4.74	33.21	32.85	4.77	35.77	32.18	4.87	37.47	31.70	4.94
FTXS09L + FDXS09L + FDXS09L + CDXS18L	68.0	37.39	30.24	3.56	39.08	29.73	3.63	40.76	31.54	3.70	41.60	33.63	3.73	44.12	32.56	3.84	45.80	31.82	3.91
	77.0	35.70	29.44	3.77	37.38	28.98	3.84	39.06	30.85	3.91	39.90	32.96	3.95	42.42	31.97	4.05	44.10	31.28	4.13
	86.0	34.00	28.65	4.00	35.68	28.24	4.08	37.36	30.16	4.15	38.20	32.29	4.18	40.72	31.38	4.29	42.40	30.75	4.36
	89.6	33.32	28.33	4.10	35.00	27.95	4.17	36.68	29.88	4.25	37.52	32.03	4.28	40.04	31.15	4.39	41.72	30.54	4.46
	95.0	32.30	27.86	4.26	33.98	27.51	4.33	35.66	29.47	4.40	36.50	31.63	4.43	39.02	30.80	4.54	40.70	30.22	4.61
	104.0	30.60	27.08	4.53	32.28	26.78	4.60	33.96	28.79	4.67	34.80	30.98	4.71	37.32	30.23	4.81	39.00	29.70	4.88
	109.4	29.58	26.62	4.70	31.26	26.34	4.77	32.94	28.39	4.84	33.78	30.59	4.88	36.30	29.89	4.99	37.98	29.39	5.06
	114.8	28.56	26.16	4.88	30.24	25.91	4.95	31.92	27.99	5.02	32.76	30.21	5.06	35.28	29.55	5.16	36.97	29.07	5.24
FDXS09L + FDXS09L + FDXS09L + FTXS18L	68.0	37.39	31.44	3.52	39.08	30.92	3.59	40.76	32.95	3.66	41.60	35.26	3.69	44.12	34.19	3.80	45.80	33.46	4.08
	77.0	35.70	30.65	3.73	37.38	30.18	3.80	39.06	32.27	3.87	39.90	34.60	3.90	42.42	33.61	4.01	44.10	32.94	4.08
	86.0	34.00	29.87	3.96	35.68	29.46	4.03	37.36	31.59	4.10	38.20	33.95	4.13	40.72	33.04	4.24	42.40	32.41	4.31
	89.6	33.32	29.56	4.06	35.00	29.17	4.13	36.68	31.32	4.20	37.52	33.69	4.23	40.04	32.81	4.34	41.72	32.21	4.41
	95.0	32.30	29.10	4.21	33.98	28.73	4.28	35.66	30.92	4.35	36.50	33.30	4.38	39.02	32.47	4.49	40.70	31.89	4.56
	104.0	30.60	28.33	4.48	32.28	28.02	4.55	33.96	30.25	4.62	34.80	32.66	4.65	37.32	31.91	4.76	39.00	31.38	4.83
	109.4	29.58	27.87	4.65	31.26	27.59	4.72	32.94	29.86	4.79	33.78	32.28	4.82	36.30	31.57	4.93	37.98	31.07	5.00
	114.8	28.56	27.42	4.83	30.24	27.17	4.90	31.92	29.46	4.97	32.76	31.90	5.00	35.28	31.24	5.11	36.97	30.77	5.18
FDXS09L + FDXS09L + FDXS09L + CDXS18L	68.0	36.88	29.46	3.72	38.54	28.96	3.79	40.20	30.68	3.87	41.03	32.66	3.90	43.52	31.61	4.01	45.18	30.88	4.09
	77.0	35.21	28.67	3.94	36.86	28.22	4.02	38.52	29.98	4.09	39.35	32.00	4.13	41.84	31.02	4.24	43.50	30.34	4.31
	86.0	33.53	27.88	4.19	35.19	27.48	4.26	36.85	29.30	4.33	37.68	31.34	4.37	40.16	30.44	4.48	41.82	29.81	4.56
	89.6	32.86	27.56	4.29	34.52	27.19	4.36	36.18	29.03	4.44	37.01	31.07	4.47	39.49	30.21	4.59	41.15	29.60	4.66
	95.0	31.85	27.10	4.45	33.51	26.75	4.52	35.17	28.62	4.60	36.00	30.68	4.63	38.49	29.86	4.75	40.15	29.29	4.82
	104.0	30.18	26.32	4.73	31.84	26.03	4.81	33.49	27.95	4.88	34.32	30.04	4.92	36.81	29.29	5.03	38.47	28.77	5.10
	109.4	29.17	25.86	4.91	30.83	25.60	4.99	32.49	27.55	5.06	33.32	29.65	5.10	35.81	28.95	5.21	37.46	28.46	5.28
	114.8	28.17	25.41	5.10	29.82	25.17	5.18	31.48	27.15	5.25	32.31	29.27	5.29	34.80	28.62	5.40	36.46	28.15	5.47
FTXS09L + FTXS09L + FTXS12L + FTXS12L	68.0	38.93	31.47	2.75	40.68	30.94	2.81	42.43	32.82	2.86	43.31	34.99	2.89	45.93	33.88	2.97	47.68	33.11	3.03
	77.0	37.16	30.64	2.92	38.91	30.16	2.97	40.66	32.10	3.03	41.54	34.29	3.06	44.16	33.26	3.14	45.92	32.55	3.19
	86.0	35.39	29.81	3.10	37.14	29.39	3.16	38.89	31.38	3.21	39.77	33.60	3.24	42.40	32.65	3.32	44.15	31.99	3.38
	89.6	34.68	29.48	3.18	36.44	29.08	3.23	38.19	31.09	3.29	39.06	33.32	3.31	41.69	32.41	3.40	43.44	31.77	3.45
	95.0	33.62	28.99	3.30	35.37	28.62	3.35	37.12	30.66	3.41	38.00	32.91	3.43	40.63	32.05	3.52	42.38	31.44	3.57
	104.0	31.85	28.18	3.51	33.60	27.86	3.56	35.36	29.96	3.62	36.23	32.24	3.64	38.86	31.45	3.73	40.61	30.90	3.78
	109.4	30.79	27.70	3.64	32.54	27.41	3.70	34.29	29.54	3.75	35.17	31.83	3.78	37.80	31.10	3.86	39.55	30.57	3.91
	114.8	29.73	27.22	3.78	31.48	26.96	3.83	33.23	29.12	3.89	34.11	31.43	3.92	36.73	30.74	4.00	38.48	30.25	4.05

Combination (Capacity)	Outdoor air temp. EDB	Indoor air temp.:EWB																	
		57.2			60.8			64.4			67.0			71.6			75.2		
		TC	SHC	PI	TC	SHC	PI	TC	SHC	PI	TC	SHC	PI	TC	SHC	PI	TC	SHC	PI
		kBtu/h	kBtu/h	kW	kBtu/h	kBtu/h	kW	kBtu/h	kBtu/h	kW	kBtu/h	kBtu/h	kW	kBtu/h	kBtu/h	kW	kBtu/h	kBtu/h	kW
FTXS09L + FTXS09L + FTXS12L + FDXS12L	68.0	38.42	30.65	3.27	40.15	30.13	3.33	41.87	31.91	3.40	42.74	33.97	3.43	45.33	32.88	3.53	47.06	32.11	3.59
	77.0	36.67	29.82	3.46	38.40	29.36	3.53	40.13	31.19	3.60	40.99	33.28	3.63	43.58	32.26	3.73	45.31	31.56	3.79
	86.0	34.93	29.00	3.68	36.65	28.59	3.74	38.38	30.47	3.81	39.25	32.59	3.84	41.84	31.66	3.94	43.57	31.00	4.00
	89.6	34.23	28.67	3.77	35.96	28.28	3.84	37.68	30.19	3.90	38.55	32.32	3.93	41.14	31.42	4.03	42.87	30.78	4.10
	95.0	33.18	28.19	3.91	34.91	27.83	3.98	36.64	29.77	4.04	37.50	31.91	4.07	40.09	31.06	4.17	41.82	30.46	4.24
	104.0	31.43	27.38	4.16	33.16	27.07	4.23	34.89	29.07	4.29	35.75	31.23	4.32	38.35	30.46	4.42	40.07	29.91	4.49
	109.4	30.39	26.90	4.32	32.11	26.62	4.39	33.84	28.65	4.45	34.71	30.83	4.48	37.30	30.11	4.58	39.03	29.59	4.65
	114.8	29.34	26.43	4.48	31.07	26.18	4.55	32.79	28.24	4.61	33.66	30.43	4.65	36.25	29.76	4.75	37.98	29.27	4.81
FTXS09L + FTXS09L + FDXS12L + FDXS12L	68.0	37.91	29.84	3.42	39.61	29.33	3.49	41.32	31.01	3.56	42.17	32.96	3.59	44.73	31.88	3.69	46.43	31.12	3.76
	77.0	36.18	29.01	3.63	37.89	28.56	3.69	39.59	30.29	3.76	40.45	32.27	3.80	43.00	31.27	3.90	44.71	30.57	3.97
	86.0	34.46	28.20	3.85	36.17	27.79	3.92	37.87	29.58	3.99	38.72	31.59	4.02	41.28	30.66	4.12	42.98	30.02	4.19
	89.6	33.77	27.87	3.95	35.48	27.49	4.01	37.18	29.29	4.08	38.03	31.31	4.12	40.59	30.42	4.22	42.30	29.80	4.29
	95.0	32.74	27.39	4.09	34.44	27.03	4.16	36.15	28.87	4.23	37.00	30.91	4.26	39.56	30.07	4.37	41.26	29.47	4.43
	104.0	31.02	26.59	4.36	32.72	26.29	4.42	34.42	28.18	4.49	35.28	30.24	4.53	37.83	29.48	4.63	39.54	28.93	4.70
	109.4	29.98	26.11	4.52	31.69	25.84	4.59	33.39	27.76	4.66	34.24	29.84	4.69	36.80	29.12	4.79	38.51	28.61	4.86
	114.8	28.95	25.64	4.69	30.65	25.40	4.76	32.36	27.35	4.83	33.21	29.44	4.86	35.77	28.78	4.97	37.47	28.29	5.03
FTXS09L + FDXS09L + FTXS12L + FTXS12L	68.0	38.42	30.69	3.20	40.15	30.17	3.27	41.87	31.96	3.33	42.74	34.02	3.36	45.33	32.93	3.46	47.06	32.17	3.52
	77.0	36.67	29.86	3.40	38.40	29.39	3.46	40.13	31.23	3.52	40.99	33.33	3.56	43.58	32.32	3.65	45.31	31.61	3.72
	86.0	34.93	29.04	3.61	36.65	28.63	3.67	38.38	30.52	3.73	39.25	32.64	3.77	41.84	31.71	3.86	43.57	31.06	3.93
	89.6	34.23	28.71	3.70	35.96	28.32	3.76	37.68	30.24	3.82	38.55	32.37	3.86	41.14	31.47	3.95	42.87	30.84	4.02
	95.0	33.18	28.23	3.83	34.91	27.87	3.90	36.64	29.81	3.96	37.50	31.96	3.99	40.09	31.11	4.09	41.82	30.51	4.15
	104.0	31.43	27.42	4.08	33.16	27.11	4.14	34.89	29.11	4.21	35.75	31.29	4.24	38.35	30.52	4.33	40.07	29.97	4.40
	109.4	30.39	26.94	4.23	32.11	26.66	4.30	33.84	28.70	4.36	34.71	30.89	4.39	37.30	30.16	4.49	39.03	29.64	4.55
	114.8	29.34	26.47	4.40	31.07	26.22	4.46	32.79	28.28	4.52	33.66	30.49	4.56	36.25	29.81	4.65	37.98	29.32	4.72
FTXS09L + FDXS09L + FTXS12L + FDXS12L	68.0	37.91	29.88	3.36	39.61	29.36	3.43	41.32	31.05	3.50	42.17	33.01	3.53	44.73	31.93	3.63	46.43	31.17	3.70
	77.0	36.18	29.05	3.57	37.89	28.59	3.63	39.59	30.33	3.70	40.45	32.32	3.73	43.00	31.32	3.84	44.71	30.62	3.90
	86.0	34.46	28.23	3.79	36.17	27.83	3.85	37.87	29.62	3.92	38.72	31.64	3.96	41.28	30.72	4.06	42.98	30.07	4.12
	89.6	33.77	27.91	3.88	35.48	27.53	3.95	37.18	29.34	4.02	38.03	31.37	4.05	40.59	30.48	4.15	42.30	29.85	4.22
	95.0	32.74	27.43	4.03	34.44	27.07	4.09	36.15	28.92	4.16	37.00	30.96	4.19	39.56	30.12	4.29	41.26	29.52	4.36
	104.0	31.02	26.63	4.28	32.72	26.33	4.35	34.42	28.22	4.42	35.28	30.29	4.45	37.83	29.53	4.55	39.54	28.99	4.62
	109.4	29.98	26.15	4.45	31.69	25.88	4.51	33.39	27.81	4.58	34.24	29.89	4.61	36.80	29.18	4.72	38.51	28.67	4.78
	114.8	28.95	25.68	4.62	30.65	25.44	4.68	32.36	27.40	4.75	33.21	29.50	4.78	35.77	28.83	4.89	37.47	28.35	4.95
FTXS09L + FDXS09L + FDXS12L + FDXS12L	68.0	37.39	29.07	3.53	39.08	28.57	3.60	40.76	30.15	3.67	41.60	32.01	3.70	44.12	30.94	3.81	45.80	30.19	3.88
	77.0	35.70	28.24	3.74	37.38	27.80	3.81	39.06	29.44	3.88	39.90	31.32	3.91	42.42	30.33	4.02	44.10	29.63	4.09
	86.0	34.00	27.43	3.97	35.68	27.04	4.04	37.36	28.73	4.11	38.20	30.64	4.14	40.72	29.73	4.25	42.40	29.09	4.32
	89.6	33.32	27.11	4.07	35.00	26.74	4.14	36.68	28.45	4.21	37.52	30.37	4.24	40.04	29.49	4.35	41.72	28.87	4.42
	95.0	32.30	26.63	4.22	33.98	26.29	4.29	35.66	28.03	4.36	36.50	29.96	4.39	39.02	29.13	4.50	40.70	28.54	4.57
	104.0	30.60	25.83	4.49	32.28	25.54	4.56	33.96	27.34	4.63	34.80	29.30	4.66	37.32	28.55	4.77	39.00	28.01	4.84
	109.4	29.58	25.36	4.66	31.26	25.10	4.73	32.94	26.93	4.80	33.78	28.90	4.84	36.30	28.20	4.94	37.98	27.69	5.01
	114.8	28.56	24.89	4.84	30.24	24.66	4.91	31.92	26.52	4.98	32.76	28.51	5.01	35.28	27.85	5.12	36.97	27.37	5.19
FDXS09L + FDXS09L + FTXS12L + FTXS12L	68.0	37.91	29.91	3.37	39.61	29.40	3.44	41.32	31.09	3.51	42.17	33.06	3.54	44.73	31.98	3.64	46.43	31.23	3.71
	77.0	36.18	29.09	3.58	37.89	28.63	3.64	39.59	30.38	3.71	40.45	32.37	3.74	43.00	31.37	3.84	44.71	30.67	3.91
	86.0	34.46	28.27	3.80	36.17	27.87	3.86	37.87	29.67	3.93	38.72	31.69	3.96	41.28	30.77	4.07	42.98	30.12	4.13
	89.6	33.77	27.95	3.89	35.48	27.56	3.96	37.18	29.39	4.02	38.03	31.42	4.06	40.59	30.53	4.16	42.30	29.90	4.23
	95.0	32.74	27.46	4.04	34.44	27.11	4.10	36.15	28.96	4.17	37.00	31.01	4.20	39.56	30.17	4.31	41.26	29.58	4.37
	104.0	31.02	26.67	4.29	32.72	26.36	4.36	34.42	28.27	4.43	35.28	30.34	4.46	37.83	29.58	4.56	39.54	29.04	4.63
	109.4	29.98	26.19	4.46	31.69	25.92	4.53	33.39	27.86	4.59	34.24	29.95	4.63	36.80	29.23	4.73	38.51	28.72	4.79
	114.8	28.95	25.72	4.63	30.65	25.48	4.70	32.36	27.44	4.76	33.21	29.55	4.80	35.77	28.88	4.90	37.47	28.40	4.96

Combination (Capacity)	Outdoor air temp. EDB	Indoor air temp.:EWB																		
		57.2			60.8			64.4			67.0			71.6			75.2		
		TC	SHC	PI	TC	SHC	PI	TC	SHC	PI	TC	SHC	PI	TC	SHC	PI	TC	SHC	PI
		kBtu/h	kBtu/h	kW	kBtu/h	kBtu/h	kW	kBtu/h	kBtu/h	kW	kBtu/h	kBtu/h	kW	kBtu/h	kBtu/h	kW	kBtu/h	kBtu/h	kW
FDXS09L + FDXS09L + FTXS12L + FDXS12L	68.0	37.39	29.10	3.53	39.08	28.60	3.60	40.76	30.19	3.67	41.60	32.06	3.70	44.12	30.99	3.81	45.80	30.24	3.88
	77.0	35.70	28.28	3.74	37.38	27.83	3.81	39.06	29.48	3.88	39.90	31.37	3.91	42.42	30.38	4.02	44.10	29.69	4.09
	86.0	34.00	27.47	3.97	35.68	27.07	4.04	37.36	28.77	4.11	38.20	30.69	4.14	40.72	29.78	4.25	42.40	29.14	4.32
	89.6	33.32	27.15	4.07	35.00	26.77	4.14	36.68	28.49	4.21	37.52	30.42	4.24	40.04	29.54	4.35	41.72	28.92	4.42
	95.0	32.30	26.67	4.22	33.98	26.32	4.29	35.66	28.07	4.36	36.50	30.02	4.39	39.02	29.19	4.50	40.70	28.60	4.57
	104.0	30.60	25.87	4.49	32.28	25.58	4.56	33.96	27.38	4.63	34.80	29.35	4.66	37.32	28.60	4.77	39.00	28.06	4.84
	109.4	29.58	25.40	4.66	31.26	25.14	4.73	32.94	26.97	4.80	33.78	28.95	4.84	36.30	28.25	4.94	37.98	27.74	5.01
	114.8	28.56	24.93	4.84	30.24	24.70	4.91	31.92	26.56	4.98	32.76	28.56	5.01	35.28	27.90	5.12	36.97	27.43	5.19
FDXS09L + FDXS09L + FDXS12L + FDXS12L	68.0	36.88	28.30	3.69	38.54	27.81	3.76	40.20	29.30	3.83	41.03	31.06	3.87	43.52	30.00	3.98	45.18	29.26	4.05
	77.0	35.21	27.48	3.91	36.86	27.04	3.98	38.52	28.59	4.05	39.35	30.37	4.09	41.84	29.39	4.20	43.50	28.71	4.27
	86.0	33.53	26.67	4.15	35.19	26.29	4.22	36.85	27.88	4.30	37.68	29.69	4.33	40.16	28.80	4.44	41.82	28.16	4.52
	89.6	32.86	26.35	4.25	34.52	25.99	4.33	36.18	27.60	4.40	37.01	29.42	4.44	39.49	28.56	4.55	41.15	27.94	4.62
	95.0	31.85	25.88	4.41	33.51	25.54	4.48	35.17	27.19	4.56	36.00	29.02	4.59	38.49	28.21	4.71	40.15	27.62	4.78
	104.0	30.18	25.09	4.69	31.84	24.80	4.77	33.49	26.50	4.84	34.32	28.36	4.88	36.81	27.62	4.99	38.47	27.09	5.06
	109.4	29.17	24.62	4.87	30.83	24.36	4.95	32.49	26.09	5.02	33.32	27.97	5.06	35.81	27.27	5.17	37.46	26.77	5.24
	114.8	28.17	24.15	5.06	29.82	23.93	5.13	31.48	25.69	5.20	32.31	27.58	5.24	34.80	26.93	5.35	36.46	26.46	5.42
FTXS09L + FTXS09L + FTXS12L + FTXS15L	68.0	38.93	33.66	2.74	40.68	33.12	2.79	42.43	35.40	2.85	43.31	37.98	2.87	45.93	36.87	2.96	47.68	36.11	3.18
	77.0	37.16	32.85	2.90	38.91	32.36	2.96	40.66	34.70	3.01	41.54	37.30	3.04	44.16	36.27	3.12	45.92	35.57	3.18
	86.0	35.39	32.05	3.08	37.14	31.61	3.14	38.89	34.00	3.19	39.77	36.63	3.22	42.40	35.68	3.30	44.15	35.03	3.36
	89.6	34.68	31.73	3.16	36.44	31.31	3.21	38.19	33.72	3.27	39.06	36.36	3.30	41.69	35.45	3.38	43.44	34.82	3.43
	95.0	33.62	31.25	3.28	35.37	30.86	3.33	37.12	33.31	3.39	38.00	35.96	3.41	40.63	35.10	3.50	42.38	34.50	3.55
	104.0	31.85	30.46	3.49	33.60	30.13	3.54	35.36	32.62	3.60	36.23	35.31	3.62	38.86	34.52	3.70	40.61	33.97	3.76
	109.4	30.79	29.99	3.62	32.54	29.69	3.67	34.29	32.21	3.73	35.17	34.91	3.76	37.80	34.17	3.84	39.55	33.66	3.89
	114.8	29.73	29.52	3.76	31.48	29.25	3.81	33.23	31.81	3.87	34.11	34.11	3.89	36.73	33.83	3.98	38.48	33.34	4.03
FTXS09L + FTXS09L + FTXS12L + CDXS15L	68.0	38.42	31.79	3.31	40.15	31.26	3.37	41.87	33.26	3.44	42.74	35.53	3.47	45.33	34.44	3.57	47.06	33.69	3.64
	77.0	36.67	30.98	3.51	38.40	30.50	3.57	40.13	32.55	3.64	40.99	34.85	3.67	43.58	33.84	3.77	45.31	33.14	3.84
	86.0	34.93	30.17	3.72	36.65	29.75	3.79	38.38	31.85	3.86	39.25	34.18	3.89	41.84	33.25	3.99	43.57	32.60	4.05
	89.6	34.23	29.85	3.82	35.96	29.45	3.88	37.68	31.57	3.95	38.55	33.91	3.98	41.14	33.01	4.08	42.87	32.38	4.15
	95.0	33.18	29.37	3.96	34.91	29.00	4.03	36.64	31.15	4.09	37.50	33.51	4.12	40.09	32.66	4.22	41.82	32.06	4.29
	104.0	31.43	28.58	4.21	33.16	28.26	4.28	34.89	30.46	4.34	35.75	32.85	4.38	38.35	32.07	4.48	40.07	31.53	4.54
	109.4	30.39	28.11	4.37	32.11	27.82	4.44	33.84	30.05	4.50	34.71	32.45	4.54	37.30	31.73	4.64	39.03	31.21	4.70
	114.8	29.34	27.64	4.54	31.07	27.38	4.61	32.79	29.65	4.67	33.66	32.06	4.70	36.25	31.38	4.80	37.98	30.90	4.87
FTXS09L + FTXS09L + FDXS12L + FTXS15L	68.0	38.42	32.83	3.19	40.15	32.29	3.25	41.87	34.47	3.32	42.74	36.94	3.35	45.33	35.85	3.44	47.06	35.10	3.70
	77.0	36.67	32.02	3.38	38.40	31.54	3.44	40.13	33.77	3.51	40.99	36.27	3.54	43.58	35.26	3.63	45.31	34.56	3.70
	86.0	34.93	31.23	3.59	36.65	30.80	3.65	38.38	33.08	3.72	39.25	35.61	3.75	41.84	34.67	3.84	43.57	34.03	3.91
	89.6	34.23	30.91	3.68	35.96	30.50	3.74	37.68	32.81	3.80	38.55	35.34	3.84	41.14	34.44	3.93	42.87	33.82	4.00
	95.0	33.18	30.44	3.82	34.91	30.06	3.88	36.64	32.40	3.94	37.50	34.95	3.97	40.09	34.09	4.07	41.82	33.50	4.13
	104.0	31.43	29.65	4.06	33.16	29.33	4.12	34.89	31.72	4.19	35.75	34.29	4.22	38.35	33.52	4.31	40.07	32.98	4.38
	109.4	30.39	29.19	4.21	32.11	28.89	4.28	33.84	31.31	4.34	34.71	33.90	4.37	37.30	33.17	4.47	39.03	32.66	4.53
	114.8	29.34	28.72	4.37	31.07	28.46	4.44	32.79	30.91	4.50	33.66	33.52	4.53	36.25	32.83	4.63	37.98	32.35	4.69
FTXS09L + FTXS09L + FDXS12L + CDXS15L	68.0	37.91	30.97	3.47	39.61	30.45	3.54	41.32	32.34	3.61	42.17	34.51	3.64	44.73	33.43	3.75	46.43	32.68	3.81
	77.0	36.18	30.16	3.68	37.89	29.69	3.75	39.59	31.64	3.82	40.45	33.83	3.85	43.00	32.83	3.95	44.71	32.14	4.02
	86.0	34.46	29.36	3.91	36.17	28.94	3.97	37.87	30.94	4.04	38.72	33.16	4.08	41.28	32.24	4.18	42.98	31.60	4.25
	89.6	33.77	29.04	4.00	35.48	28.64	4.07	37.18	30.66	4.14	38.03	32.90	4.17	40.59	32.01	4.28	42.30	31.39	4.35
	95.0	32.74	28.56	4.15	34.44	28.20	4.22	36.15	30.25	4.29	37.00	32.50	4.32	39.56	31.66	4.43	41.26	31.07	4.50
	104.0	31.02	27.78	4.42	32.72	27.47	4.49	34.42	29.57	4.56	35.28	31.84	4.59	37.83	31.08	4.69	39.54	30.54	4.76
	109.4	29.98	27.31	4.59	31.69	27.03	4.65	33.39	29.16	4.72	34.24	31.45	4.76	36.80	30.73	4.86	38.51	30.23	4.93
	114.8	28.95	26.84	4.76	30.65	26.59	4.83	32.36	28.76	4.90	33.21	31.06	4.93	35.77	30.39	5.04	37.47	29.91	5.11

Combination (Capacity)	Outdoor air temp. EDB	Indoor air temp.:EWB																	
		57.2			60.8			64.4			67.0			71.6			75.2		
		TC	SHC	PI	TC	SHC	PI	TC	SHC	PI	TC	SHC	PI	TC	SHC	PI	TC	SHC	PI
		kBtu/h	kBtu/h	kW	kBtu/h	kBtu/h	kW	kBtu/h	kBtu/h	kW	kBtu/h	kBtu/h	kW	kBtu/h	kBtu/h	kW	kBtu/h	kBtu/h	kW
FTXS09L + FDXS09L + FTXS12L + FTXS15L	68.0	38.42	32.87	3.20	40.15	32.33	3.26	41.87	34.52	3.32	42.74	36.99	3.36	45.33	35.90	3.45	47.06	35.15	3.71
	77.0	36.67	32.06	3.39	38.40	31.58	3.45	40.13	33.82	3.52	40.99	36.32	3.55	43.58	35.31	3.64	45.31	34.62	3.71
	86.0	34.93	31.27	3.60	36.65	30.83	3.66	38.38	33.13	3.73	39.25	35.66	3.76	41.84	34.73	3.85	43.57	34.08	3.92
	89.6	34.23	30.95	3.69	35.96	30.54	3.75	37.68	32.85	3.81	38.55	35.40	3.85	41.14	34.49	3.94	42.87	33.87	4.01
	95.0	33.18	30.48	3.83	34.91	30.10	3.89	36.64	32.44	3.95	37.50	35.00	3.98	40.09	34.15	4.08	41.82	33.55	4.14
	104.0	31.43	29.69	4.07	33.16	29.37	4.13	34.89	31.77	4.20	35.75	34.35	4.23	38.35	33.57	4.32	40.07	33.03	4.39
	109.4	30.39	29.23	4.22	32.11	28.93	4.29	33.84	31.36	4.35	34.71	33.96	4.38	37.30	33.23	4.48	39.03	32.72	4.54
	114.8	29.34	28.76	4.39	31.07	28.50	4.45	32.79	30.96	4.51	33.66	33.57	4.54	36.25	32.89	4.64	37.98	32.41	4.70
FTXS09L + FDXS09L + FTXS12L + CDXS15L	68.0	37.91	31.01	3.40	39.61	30.49	3.47	41.32	32.38	3.54	42.17	34.56	3.57	44.73	33.48	3.68	46.43	32.74	3.74
	77.0	36.18	30.20	3.61	37.89	29.73	3.68	39.59	31.68	3.75	40.45	33.89	3.78	43.00	32.89	3.88	44.71	32.19	3.95
	86.0	34.46	29.40	3.83	36.17	28.98	3.90	37.87	30.99	3.97	38.72	33.22	4.00	41.28	32.30	4.10	42.98	31.66	4.17
	89.6	33.77	29.08	3.93	35.48	28.68	4.00	37.18	30.71	4.06	38.03	32.95	4.10	40.59	32.06	4.20	42.30	31.44	4.27
	95.0	32.74	28.60	4.07	34.44	28.24	4.14	36.15	30.30	4.21	37.00	32.55	4.24	39.56	31.71	4.35	41.26	31.12	4.41
	104.0	31.02	27.82	4.34	32.72	27.51	4.40	34.42	29.61	4.47	35.28	31.90	4.50	37.83	31.13	4.61	39.54	30.60	4.67
	109.4	29.98	27.35	4.50	31.69	27.07	4.57	33.39	29.21	4.64	34.24	31.51	4.67	36.80	30.79	4.77	38.51	30.28	4.84
	114.8	28.95	26.88	4.67	30.65	26.63	4.74	32.36	28.80	4.81	33.21	31.12	4.84	35.77	30.45	4.94	37.47	29.97	5.01
FTXS09L + FDXS09L + FDXS12L + FTXS15L	68.0	37.91	32.03	3.35	39.61	31.50	3.42	41.32	33.59	3.48	42.17	35.96	3.52	44.73	34.88	3.62	46.43	34.14	3.88
	77.0	36.18	31.24	3.55	37.89	30.76	3.62	39.59	32.90	3.68	40.45	35.30	3.72	43.00	34.30	3.82	44.71	33.61	3.88
	86.0	34.46	30.45	3.77	36.17	30.02	3.84	37.87	32.22	3.90	38.72	34.64	3.94	41.28	33.72	4.04	42.98	33.08	4.10
	89.6	33.77	30.13	3.86	35.48	29.73	3.93	37.18	31.94	4.00	38.03	34.38	4.03	40.59	33.49	4.13	42.30	32.87	4.20
	95.0	32.74	29.66	4.01	34.44	29.29	4.07	36.15	31.54	4.14	37.00	33.99	4.17	39.56	33.14	4.27	41.26	32.56	4.34
	104.0	31.02	28.89	4.26	32.72	28.57	4.33	34.42	30.86	4.40	35.28	33.34	4.43	37.83	32.57	4.53	39.54	32.04	4.60
	109.4	29.98	28.42	4.43	31.69	28.14	4.49	33.39	30.46	4.56	34.24	32.95	4.59	36.80	32.23	4.69	38.51	31.73	4.76
	114.8	28.95	27.97	4.59	30.65	27.71	4.66	32.36	30.06	4.73	33.21	32.57	4.76	35.77	31.89	4.86	37.47	31.42	4.93
FTXS09L + FDXS09L + FDXS12L + CDXS15L	68.0	37.39	30.18	3.57	39.08	29.67	3.64	40.76	31.47	3.71	41.60	33.54	3.74	44.12	32.48	3.85	45.80	31.74	3.92
	77.0	35.70	29.38	3.78	37.38	28.92	3.85	39.06	30.77	3.92	39.90	32.87	3.96	42.42	31.88	4.06	44.10	31.20	4.14
	86.0	34.00	28.58	4.01	35.68	28.18	4.08	37.36	30.08	4.16	38.20	32.21	4.19	40.72	31.30	4.30	42.40	30.66	4.37
	89.6	33.32	28.27	4.11	35.00	27.88	4.18	36.68	29.81	4.25	37.52	31.94	4.29	40.04	31.06	4.40	41.72	30.45	4.47
	95.0	32.30	27.80	4.27	33.98	27.44	4.34	35.66	29.40	4.41	36.50	31.55	4.44	39.02	30.72	4.55	40.70	30.13	4.62
	104.0	30.60	27.02	4.54	32.28	26.71	4.61	33.96	28.72	4.68	34.80	30.90	4.72	37.32	30.14	4.82	39.00	29.61	4.89
	109.4	29.58	26.55	4.71	31.26	26.28	4.78	32.94	28.32	4.85	33.78	30.51	4.89	36.30	29.80	5.00	37.98	29.30	5.07
	114.8	28.56	26.09	4.89	30.24	25.85	4.96	31.92	27.91	5.03	32.76	30.12	5.07	35.28	29.46	5.18	36.97	28.99	5.25
FDXS09L + FDXS09L + FTXS12L + FTXS15L	68.0	37.91	32.07	3.36	39.61	31.54	3.42	41.32	33.64	3.49	42.17	36.02	3.52	44.73	34.94	3.62	46.43	34.20	3.89
	77.0	36.18	31.27	3.56	37.89	30.80	3.63	39.59	32.95	3.69	40.45	35.35	3.73	43.00	34.35	3.83	44.71	33.66	3.89
	86.0	34.46	30.49	3.78	36.17	30.06	3.85	37.87	32.26	3.91	38.72	34.69	3.95	41.28	33.77	4.05	42.98	33.14	4.11
	89.6	33.77	30.17	3.87	35.48	29.77	3.94	37.18	31.99	4.01	38.03	34.43	4.04	40.59	33.54	4.14	42.30	32.93	4.21
	95.0	32.74	29.70	4.02	34.44	29.33	4.08	36.15	31.58	4.15	37.00	34.04	4.18	39.56	33.20	4.28	41.26	32.61	4.35
	104.0	31.02	28.93	4.27	32.72	28.61	4.34	34.42	30.91	4.41	35.28	33.39	4.44	37.83	32.63	4.54	39.54	32.09	4.61
	109.4	29.98	28.47	4.44	31.69	28.18	4.50	33.39	30.51	4.57	34.24	33.01	4.60	36.80	32.29	4.70	38.51	31.78	4.77
	114.8	28.95	28.01	4.61	30.65	27.75	4.67	32.36	30.11	4.74	33.21	32.62	4.77	35.77	31.95	4.87	37.47	31.47	4.94
FDXS09L + FDXS09L + FTXS12L + CDXS15L	68.0	37.39	30.22	3.57	39.08	29.71	3.64	40.76	31.52	3.71	41.60	33.60	3.74	44.12	32.53	3.85	45.80	31.79	3.92
	77.0	35.70	29.42	3.78	37.38	28.96	3.85	39.06	30.82	3.92	39.90	32.92	3.96	42.42	31.94	4.06	44.10	31.25	4.14
	86.0	34.00	28.62	4.01	35.68	28.22	4.08	37.36	30.13	4.16	38.20	32.26	4.19	40.72	31.35	4.30	42.40	30.72	4.37
	89.6	33.32	28.31	4.11	35.00	27.92	4.18	36.68	29.85	4.25	37.52	32.00	4.29	40.04	31.12	4.40	41.72	30.50	4.47
	95.0	32.30	27.84	4.27	33.98	27.48	4.34	35.66	29.44	4.41	36.50	31.60	4.44	39.02	30.77	4.55	40.70	30.19	4.62
	104.0	30.60	27.06	4.54	32.28	26.75	4.61	33.96	28.77	4.68	34.80	30.95	4.72	37.32	30.20	4.82	39.00	29.66	4.89
	109.4	29.58	26.59	4.71	31.26	26.32	4.78	32.94	28.36	4.85	33.78	30.56	4.89	36.30	29.85	5.00	37.98	29.35	5.07
	114.8	28.56	26.13	4.89	30.24	25.89	4.96	31.92	27.96	5.03	32.76	30.18	5.07	35.28	29.51	5.18	36.97	29.04	5.25

Combination (Capacity)	Outdoor air temp. EDB	Indoor air temp.:EWB																		
		57.2			60.8			64.4			67.0			71.6			75.2		
		TC	SHC	PI	TC	SHC	PI	TC	SHC	PI	TC	SHC	PI	TC	SHC	PI	TC	SHC	PI
		kBtu/h	kBtu/h	kW	kBtu/h	kBtu/h	kW	kBtu/h	kBtu/h	kW	kBtu/h	kBtu/h	kW	kBtu/h	kBtu/h	kW	kBtu/h	kBtu/h	kW
FDXS09L + FDXS09L + FDXS12L + FTXS15L	68.0	37.39	31.24	3.52	39.08	30.72	3.59	40.76	32.71	3.66	41.60	34.99	3.69	44.12	33.92	3.80	45.80	33.19	4.08
	77.0	35.70	30.45	3.73	37.38	29.98	3.80	39.06	32.03	3.87	39.90	34.33	3.90	42.42	33.34	4.01	44.10	32.66	4.08
	86.0	34.00	29.67	3.96	35.68	29.25	4.03	37.36	31.35	4.10	38.20	33.67	4.13	40.72	32.76	4.24	42.40	32.14	4.31
	89.6	33.32	29.36	4.06	35.00	28.96	4.13	36.68	31.08	4.20	37.52	33.41	4.23	40.04	32.54	4.34	41.72	31.93	4.41
	95.0	32.30	28.89	4.21	33.98	28.53	4.28	35.66	30.68	4.35	36.50	33.03	4.38	39.02	32.19	4.49	40.70	31.62	4.56
	104.0	30.60	28.12	4.48	32.28	27.81	4.55	33.96	30.01	4.62	34.80	32.38	4.65	37.32	31.63	4.76	39.00	31.10	4.83
	109.4	29.58	27.66	4.65	31.26	27.38	4.72	32.94	29.61	4.79	33.78	32.00	4.82	36.30	31.29	4.93	37.98	30.79	5.00
	114.8	28.56	27.21	4.83	30.24	26.96	4.90	31.92	29.22	4.97	32.76	31.62	5.00	35.28	30.96	5.11	36.97	30.49	5.18
FDXS09L + FDXS09L + FDXS12L + CDXS15L	68.0	36.88	29.40	3.73	38.54	28.90	3.81	40.20	30.61	3.88	41.03	32.58	3.92	43.52	31.53	4.03	45.18	30.79	4.11
	77.0	35.21	28.60	3.96	36.86	28.16	4.03	38.52	29.91	4.11	39.35	31.91	4.14	41.84	30.94	4.26	43.50	30.26	4.33
	86.0	33.53	27.81	4.20	35.19	27.42	4.28	36.85	29.23	4.35	37.68	31.25	4.39	40.16	30.35	4.50	41.82	29.73	4.58
	89.6	32.86	27.50	4.31	34.52	27.12	4.38	36.18	28.95	4.46	37.01	30.99	4.49	39.49	30.12	4.60	41.15	29.52	4.68
	95.0	31.85	27.03	4.47	33.51	26.69	4.54	35.17	28.55	4.62	36.00	30.60	4.65	38.49	29.78	4.77	40.15	29.20	4.84
	104.0	30.18	26.26	4.75	31.84	25.96	4.83	33.49	27.87	4.90	34.32	29.95	4.94	36.81	29.21	5.05	38.47	28.68	5.13
	109.4	29.17	25.80	4.94	30.83	25.53	5.01	32.49	27.47	5.08	33.32	29.56	5.12	35.81	28.87	5.23	37.46	28.37	5.31
	114.8	28.17	25.34	5.12	29.82	25.10	5.20	31.48	27.07	5.27	32.31	29.18	5.31	34.80	28.53	5.42	36.46	28.06	5.50
FTXS09L + FTXS09L + FTXS12L + FTXS18L	68.0	38.93	33.80	2.74	40.68	33.25	2.79	42.43	35.56	2.85	43.31	38.16	2.87	45.93	37.05	2.96	47.68	36.30	3.18
	77.0	37.16	32.99	2.90	38.91	32.50	2.96	40.66	34.86	3.01	41.54	37.49	3.04	44.16	36.46	3.12	45.92	35.76	3.18
	86.0	35.39	32.19	3.08	37.14	31.75	3.14	38.89	34.16	3.19	39.77	36.82	3.22	42.40	35.87	3.30	44.15	35.22	3.36
	89.6	34.68	31.87	3.16	36.44	31.45	3.21	38.19	33.89	3.27	39.06	36.55	3.30	41.69	35.64	3.38	43.44	35.01	3.43
	95.0	33.62	31.39	3.28	35.37	31.01	3.33	37.12	33.47	3.39	38.00	36.16	3.41	40.63	35.29	3.50	42.38	34.69	3.55
	104.0	31.85	30.61	3.49	33.60	30.27	3.54	35.36	32.79	3.60	36.23	35.50	3.62	38.86	34.71	3.70	40.61	34.16	3.76
	109.4	30.79	30.14	3.62	32.54	29.83	3.67	34.29	32.38	3.73	35.17	35.11	3.76	37.80	34.36	3.84	39.55	33.85	3.89
	114.8	29.73	29.67	3.76	31.48	29.39	3.81	33.23	31.98	3.87	34.11	34.11	3.89	36.73	34.02	3.98	38.48	33.54	4.03
FTXS09L + FTXS09L + FTXS12L + CDXS18L	68.0	38.42	31.79	3.30	40.15	31.26	3.37	41.87	33.26	3.43	42.74	35.53	3.46	45.33	34.44	3.56	47.06	33.69	3.63
	77.0	36.67	30.98	3.50	38.40	30.50	3.56	40.13	32.55	3.63	40.99	34.85	3.66	43.58	33.84	3.76	45.31	33.14	3.83
	86.0	34.93	30.17	3.72	36.65	29.75	3.78	38.38	31.85	3.85	39.25	34.18	3.88	41.84	33.25	3.98	43.57	32.60	4.04
	89.6	34.23	29.85	3.81	35.96	29.45	3.87	37.68	31.57	3.94	38.55	33.91	3.97	41.14	33.01	4.07	42.87	32.38	4.14
	95.0	33.18	29.37	3.95	34.91	29.00	4.02	36.64	31.15	4.08	37.50	33.51	4.11	40.09	32.66	4.21	41.82	32.06	4.28
	104.0	31.43	28.58	4.20	33.16	28.26	4.27	34.89	30.46	4.33	35.75	32.85	4.37	38.35	32.07	4.47	40.07	31.53	4.53
	109.4	30.39	28.11	4.36	32.11	27.82	4.43	33.84	30.05	4.49	34.71	32.45	4.53	37.30	31.73	4.63	39.03	31.21	4.69
	114.8	29.34	27.64	4.53	31.07	27.38	4.59	32.79	29.65	4.66	33.66	32.06	4.69	36.25	31.38	4.79	37.98	30.90	4.86
FTXS09L + FTXS09L + FDXS12L + FTXS18L	68.0	38.42	32.97	3.19	40.15	32.43	3.25	41.87	34.63	3.32	42.74	37.13	3.35	45.33	36.03	3.44	47.06	35.29	3.70
	77.0	36.67	32.16	3.38	38.40	31.68	3.44	40.13	33.94	3.51	40.99	36.46	3.54	43.58	35.45	3.63	45.31	34.75	3.70
	86.0	34.93	31.37	3.59	36.65	30.94	3.65	38.38	33.25	3.72	39.25	35.80	3.75	41.84	34.86	3.84	43.57	34.22	3.91
	89.6	34.23	31.05	3.68	35.96	30.64	3.74	37.68	32.97	3.80	38.55	35.53	3.84	41.14	34.63	3.93	42.87	34.01	4.00
	95.0	33.18	30.58	3.82	34.91	30.20	3.88	36.64	32.56	3.94	37.50	35.14	3.97	40.09	34.28	4.07	41.82	33.69	4.13
	104.0	31.43	29.80	4.06	33.16	29.47	4.12	34.89	31.89	4.19	35.75	34.49	4.22	38.35	33.71	4.31	40.07	33.17	4.38
	109.4	30.39	29.33	4.21	32.11	29.03	4.28	33.84	31.48	4.34	34.71	34.10	4.37	37.30	33.37	4.47	39.03	32.86	4.53
	114.8	29.34	28.87	4.37	31.07	28.60	4.44	32.79	31.08	4.50	33.66	33.66	4.53	36.25	33.03	4.63	37.98	32.55	4.69
FTXS09L + FTXS09L + FDXS12L + CDXS18L	68.0	37.91	30.97	3.45	39.61	30.45	3.52	41.32	32.34	3.59	42.17	34.51	3.62	44.73	33.43	3.73	46.43	32.68	3.80
	77.0	36.18	30.16	3.66	37.89	29.69	3.73	39.59	31.64	3.80	40.45	33.83	3.83	43.00	32.83	3.94	44.71	32.14	4.00
	86.0	34.46	29.36	3.89	36.17	28.94	3.96	37.87	30.94	4.02	38.72	33.16	4.06	41.28	32.24	4.16	42.98	31.60	4.23
	89.6	33.77	29.04	3.98	35.48	28.64	4.05	37.18	30.66	4.12	38.03	32.90	4.16	40.59	32.01	4.26	42.30	31.39	4.33
	95.0	32.74	28.56	4.13	34.44	28.20	4.20	36.15	30.25	4.27	37.00	32.50	4.30	39.56	31.66	4.41	41.26	31.07	4.48
	104.0	31.02	27.78	4.40	32.72	27.47	4.47	34.42	29.57	4.53	35.28	31.84	4.57	37.83	31.08	4.67	39.54	30.54	4.74
	109.4	29.98	27.31	4.56	31.69	27.03	4.63	33.39	29.16	4.70	34.24	31.45	4.74	36.80	30.73	4.84	38.51	30.23	4.91
	114.8	28.95	26.84	4.74	30.65	26.59	4.81	32.36	28.76	4.88	33.21	31.06	4.91	35.77	30.39	5.01	37.47	29.91	5.08

Combination (Capacity)	Outdoor air temp. EDB	Indoor air temp.:EWB																		
		57.2			60.8			64.4			67.0			71.6			75.2		
		TC	SHC	PI	TC	SHC	PI	TC	SHC	PI	TC	SHC	PI	TC	SHC	PI	TC	SHC	PI
		kBtu/h	kBtu/h	kW	kBtu/h	kBtu/h	kW	kBtu/h	kBtu/h	kW	kBtu/h	kBtu/h	kW	kBtu/h	kBtu/h	kW	kBtu/h	kBtu/h	kW
FTXS09L + FDXS09L + FTXS12L + FTXS18L	68.0	38.42	33.01	3.20	40.15	32.47	3.26	41.87	34.68	3.32	42.74	37.18	3.36	45.33	36.09	3.45	47.06	35.34	3.71
	77.0	36.67	32.20	3.39	38.40	31.72	3.45	40.13	33.98	3.52	40.99	36.51	3.55	43.58	35.50	3.64	45.31	34.81	3.71
	86.0	34.93	31.41	3.60	36.65	30.98	3.66	38.38	33.29	3.73	39.25	35.85	3.76	41.84	34.92	3.85	43.57	34.27	3.92
	89.6	34.23	31.09	3.69	35.96	30.68	3.75	37.68	33.02	3.81	38.55	35.59	3.85	41.14	34.68	3.94	42.87	34.06	4.01
	95.0	33.18	30.62	3.83	34.91	30.24	3.89	36.64	32.61	3.95	37.50	35.19	3.98	40.09	34.34	4.08	41.82	33.75	4.14
	104.0	31.43	29.84	4.07	33.16	29.51	4.13	34.89	31.93	4.20	35.75	34.54	4.23	38.35	33.76	4.32	40.07	33.22	4.39
	109.4	30.39	29.37	4.22	32.11	29.07	4.29	33.84	31.53	4.35	34.71	34.15	4.38	37.30	33.42	4.48	39.03	32.91	4.54
	114.8	29.34	28.91	4.39	31.07	28.64	4.45	32.79	31.13	4.51	33.66	33.66	4.54	36.25	33.08	4.64	37.98	32.60	4.70
FTXS09L + FDXS09L + FTXS12L + CDXS18L	68.0	37.91	31.01	3.40	39.61	30.49	3.46	41.32	32.38	3.53	42.17	34.56	3.57	44.73	33.48	3.67	46.43	32.74	3.74
	77.0	36.18	30.20	3.60	37.89	29.73	3.67	39.59	31.68	3.74	40.45	33.89	3.77	43.00	32.89	3.87	44.71	32.19	3.94
	86.0	34.46	29.40	3.82	36.17	28.98	3.89	37.87	30.99	3.96	38.72	33.22	3.99	41.28	32.30	4.09	42.98	31.66	4.16
	89.6	33.77	29.08	3.92	35.48	28.68	3.99	37.18	30.71	4.05	38.03	32.95	4.09	40.59	32.06	4.19	42.30	31.44	4.26
	95.0	32.74	28.60	4.07	34.44	28.24	4.13	36.15	30.30	4.20	37.00	32.55	4.23	39.56	31.71	4.34	41.26	31.12	4.40
	104.0	31.02	27.82	4.33	32.72	27.51	4.39	34.42	29.61	4.46	35.28	31.90	4.49	37.83	31.13	4.60	39.54	30.60	4.66
	109.4	29.98	27.35	4.49	31.69	27.07	4.56	33.39	29.21	4.63	34.24	31.51	4.66	36.80	30.79	4.76	38.51	30.28	4.83
	114.8	28.95	26.88	4.66	30.65	26.63	4.73	32.36	28.80	4.80	33.21	31.12	4.83	35.77	30.45	4.93	37.47	29.97	5.00
FTXS09L + FDXS09L + FDXS12L + FTXS18L	68.0	37.91	32.17	3.36	39.61	31.64	3.42	41.32	33.75	3.49	42.17	36.15	3.52	44.73	35.07	3.62	46.43	34.33	3.89
	77.0	36.18	31.37	3.56	37.89	30.90	3.63	39.59	33.06	3.69	40.45	35.49	3.73	43.00	34.49	3.83	44.71	33.80	3.89
	86.0	34.46	30.59	3.78	36.17	30.16	3.85	37.87	32.38	3.91	38.72	34.83	3.95	41.28	33.91	4.05	42.98	33.27	4.11
	89.6	33.77	30.27	3.87	35.48	29.87	3.94	37.18	32.11	4.01	38.03	34.57	4.04	40.59	33.68	4.14	42.30	33.06	4.21
	95.0	32.74	29.80	4.02	34.44	29.43	4.08	36.15	31.70	4.15	37.00	34.18	4.18	39.56	33.33	4.28	41.26	32.75	4.35
	104.0	31.02	29.03	4.27	32.72	28.71	4.34	34.42	31.03	4.41	35.28	33.53	4.44	37.83	32.76	4.54	39.54	32.23	4.61
	109.4	29.98	28.57	4.44	31.69	28.28	4.50	33.39	30.63	4.57	34.24	33.15	4.60	36.80	32.42	4.70	38.51	31.92	4.77
	114.8	28.95	28.11	4.61	30.65	27.85	4.67	32.36	30.23	4.74	33.21	32.76	4.77	35.77	32.09	4.87	37.47	31.61	4.94
FTXS09L + FDXS09L + FDXS12L + CDXS18L	68.0	37.39	30.18	3.56	39.08	29.67	3.63	40.76	31.47	3.70	41.60	33.54	3.73	44.12	32.48	3.84	45.80	31.74	3.91
	77.0	35.70	29.38	3.77	37.38	28.92	3.84	39.06	30.77	3.91	39.90	32.87	3.95	42.42	31.88	4.05	44.10	31.20	4.13
	86.0	34.00	28.58	4.00	35.68	28.18	4.08	37.36	30.08	4.15	38.20	32.21	4.18	40.72	31.30	4.29	42.40	30.66	4.36
	89.6	33.32	28.27	4.10	35.00	27.88	4.17	36.68	29.81	4.25	37.52	31.94	4.28	40.04	31.06	4.39	41.72	30.45	4.46
	95.0	32.30	27.80	4.26	33.98	27.44	4.33	35.66	29.40	4.40	36.50	31.55	4.43	39.02	30.72	4.54	40.70	30.13	4.61
	104.0	30.60	27.02	4.53	32.28	26.71	4.60	33.96	28.72	4.67	34.80	30.90	4.71	37.32	30.14	4.81	39.00	29.61	4.88
	109.4	29.58	26.55	4.70	31.26	26.28	4.77	32.94	28.32	4.84	33.78	30.51	4.88	36.30	29.80	4.99	37.98	29.30	5.06
	114.8	28.56	26.09	4.88	30.24	25.85	4.95	31.92	27.91	5.02	32.76	30.12	5.06	35.28	29.46	5.16	36.97	28.99	5.24
FDXS09L + FDXS09L + FTXS12L + FTXS18L	68.0	37.91	32.21	3.36	39.61	31.68	3.42	41.32	33.80	3.49	42.17	36.20	3.52	44.73	35.12	3.62	46.43	34.38	3.89
	77.0	36.18	31.41	3.56	37.89	30.94	3.63	39.59	33.11	3.69	40.45	35.54	3.73	43.00	34.54	3.83	44.71	33.85	3.89
	86.0	34.46	30.63	3.78	36.17	30.20	3.85	37.87	32.43	3.91	38.72	34.88	3.95	41.28	33.96	4.05	42.98	33.33	4.11
	89.6	33.77	30.31	3.87	35.48	29.91	3.94	37.18	32.15	4.01	38.03	34.62	4.04	40.59	33.73	4.14	42.30	33.12	4.21
	95.0	32.74	29.84	4.02	34.44	29.47	4.08	36.15	31.75	4.15	37.00	34.23	4.18	39.56	33.39	4.28	41.26	32.80	4.35
	104.0	31.02	29.07	4.27	32.72	28.75	4.34	34.42	31.08	4.41	35.28	33.59	4.44	37.83	32.82	4.54	39.54	32.28	4.61
	109.4	29.98	28.61	4.44	31.69	28.32	4.50	33.39	30.68	4.57	34.24	33.20	4.60	36.80	32.48	4.70	38.51	31.98	4.77
	114.8	28.95	28.15	4.61	30.65	27.89	4.67	32.36	30.28	4.74	33.21	32.82	4.77	35.77	32.14	4.87	37.47	31.67	4.94
FDXS09L + FDXS09L + FTXS12L + CDXS18L	68.0	37.39	30.22	3.56	39.08	29.71	3.63	40.76	31.52	3.70	41.60	33.60	3.73	44.12	32.53	3.84	45.80	31.79	3.91
	77.0	35.70	29.42	3.77	37.38	28.96	3.84	39.06	30.82	3.91	39.90	32.92	3.95	42.42	31.94	4.05	44.10	31.25	4.13
	86.0	34.00	28.62	4.00	35.68	28.22	4.08	37.36	30.13	4.15	38.20	32.26	4.18	40.72	31.35	4.29	42.40	30.72	4.36
	89.6	33.32	28.31	4.10	35.00	27.92	4.17	36.68	29.85	4.25	37.52	32.00	4.28	40.04	31.12	4.39	41.72	30.50	4.46
	95.0	32.30	27.84	4.26	33.98	27.48	4.33	35.66	29.44	4.40	36.50	31.60	4.43	39.02	30.77	4.54	40.70	30.19	4.61
	104.0	30.60	27.06	4.53	32.28	26.75	4.60	33.96	28.77	4.67	34.80	30.95	4.71	37.32	30.20	4.81	39.00	29.66	4.88
	109.4	29.58	26.59	4.70	31.26	26.32	4.77	32.94	28.36	4.84	33.78	30.56	4.88	36.30	29.85	4.99	37.98	29.35	5.06
	114.8	28.56	26.13	4.88	30.24	25.89	4.95	31.92	27.96	5.02	32.76	30.18	5.06	35.28	29.51	5.16	36.97	29.04	5.24

Combination (Capacity)	Outdoor air temp. EDB	Indoor air temp.:EWB																		
		57.2			60.8			64.4			67.0			71.6			75.2		
		TC	SHC	PI	TC	SHC	PI	TC	SHC	PI	TC	SHC	PI	TC	SHC	PI	TC	SHC	PI
		kBtu/h	kBtu/h	kW	kBtu/h	kBtu/h	kW	kBtu/h	kBtu/h	kW	kBtu/h	kBtu/h	kW	kBtu/h	kBtu/h	kW	kBtu/h	kBtu/h	kW
FDXS09L + FDXS09L + FDXS12L + FTXS18L	68.0	37.39	31.38	3.52	39.08	30.86	3.59	40.76	32.88	3.66	41.60	35.17	3.69	44.12	34.11	3.80	45.80	33.38	4.08
	77.0	35.70	30.59	3.73	37.38	30.12	3.80	39.06	32.19	3.87	39.90	34.52	3.90	42.42	33.53	4.01	44.10	32.85	4.08
	86.0	34.00	29.81	3.96	35.68	29.39	4.03	37.36	31.51	4.10	38.20	33.86	4.13	40.72	32.95	4.24	42.40	32.33	4.31
	89.6	33.32	29.50	4.06	35.00	29.10	4.13	36.68	31.24	4.20	37.52	33.60	4.23	40.04	32.73	4.34	41.72	32.12	4.41
	95.0	32.30	29.03	4.21	33.98	28.67	4.28	35.66	30.84	4.35	36.50	33.22	4.38	39.02	32.38	4.49	40.70	31.81	4.56
	104.0	30.60	28.26	4.48	32.28	27.95	4.55	33.96	30.18	4.62	34.80	32.58	4.65	37.32	31.82	4.76	39.00	31.29	4.83
	109.4	29.58	27.81	4.65	31.26	27.52	4.72	32.94	29.78	4.79	33.78	32.19	4.82	36.30	31.48	4.93	37.98	30.99	5.00
	114.8	28.56	27.35	4.83	30.24	27.10	4.90	31.92	29.38	4.97	32.76	31.81	5.00	35.28	31.15	5.11	36.97	30.68	5.18
FDXS09L + FDXS09L + FDXS12L + CDXS18L	68.0	36.88	29.40	3.72	38.54	28.90	3.79	40.20	30.61	3.87	41.03	32.58	3.90	43.52	31.53	4.01	45.18	30.79	4.09
	77.0	35.21	28.60	3.94	36.86	28.16	4.02	38.52	29.91	4.09	39.35	31.91	4.13	41.84	30.94	4.24	43.50	30.26	4.31
	86.0	33.53	27.81	4.19	35.19	27.42	4.26	36.85	29.23	4.33	37.68	31.25	4.37	40.16	30.35	4.48	41.82	29.73	4.56
	89.6	32.86	27.50	4.29	34.52	27.12	4.36	36.18	28.95	4.44	37.01	30.99	4.47	39.49	30.12	4.59	41.15	29.52	4.66
	95.0	31.85	27.03	4.45	33.51	26.69	4.52	35.17	28.55	4.60	36.00	30.60	4.63	38.49	29.78	4.75	40.15	29.20	4.82
	104.0	30.18	26.26	4.73	31.84	25.96	4.81	33.49	27.87	4.88	34.32	29.95	4.92	36.81	29.21	5.03	38.47	28.68	5.10
	109.4	29.17	25.80	4.91	30.83	25.53	4.99	32.49	27.47	5.06	33.32	29.56	5.10	35.81	28.87	5.21	37.46	28.37	5.28
	114.8	28.17	25.34	5.10	29.82	25.10	5.18	31.48	27.07	5.25	32.31	29.18	5.29	34.80	28.53	5.40	36.46	28.06	5.47
FTXS09L + FTXS09L + FTXS15L + FTXS15L	68.0	38.93	35.92	2.76	40.68	35.36	2.82	42.43	38.05	2.87	43.31	41.03	2.90	45.93	39.92	2.98	47.68	39.18	3.20
	77.0	37.16	35.13	2.93	38.91	34.62	2.98	40.66	37.36	3.04	41.54	40.37	3.07	44.16	39.34	3.15	45.92	38.65	3.20
	86.0	35.39	34.34	3.11	37.14	33.89	3.16	38.89	36.68	3.22	39.77	39.72	3.25	42.40	38.77	3.33	44.15	38.13	3.39
	89.6	34.68	34.03	3.19	36.44	33.60	3.24	38.19	36.41	3.30	39.06	39.06	3.32	41.69	38.54	3.41	43.44	37.92	3.46
	95.0	33.62	33.56	3.31	35.37	33.16	3.36	37.12	36.00	3.42	38.00	38.00	3.44	40.63	38.20	3.53	42.38	37.61	3.58
	104.0	31.85	31.85	3.52	33.60	32.44	3.57	35.36	35.33	3.63	36.23	36.23	3.65	38.86	37.63	3.74	40.61	37.09	3.79
	109.4	30.79	30.79	3.65	32.54	32.01	3.71	34.29	34.29	3.76	35.17	35.17	3.79	37.80	37.29	3.87	39.55	36.78	3.93
	114.8	29.73	29.73	3.79	31.48	31.48	3.85	33.23	33.23	3.90	34.11	34.11	3.93	36.73	36.73	4.01	38.48	36.47	4.07
FTXS09L + FTXS09L + FTXS15L + CDXS15L	68.0	38.42	34.01	3.16	40.15	33.47	3.23	41.87	35.86	3.29	42.74	38.55	3.32	45.33	37.45	3.42	47.06	36.71	3.67
	77.0	36.67	33.22	3.35	38.40	32.73	3.42	40.13	35.17	3.48	40.99	37.89	3.51	43.58	36.87	3.61	45.31	36.18	3.67
	86.0	34.93	32.43	3.56	36.65	31.99	3.62	38.38	34.49	3.69	39.25	37.23	3.72	41.84	36.30	3.81	43.57	35.66	3.88
	89.6	34.23	32.12	3.65	35.96	31.70	3.71	37.68	34.22	3.78	38.55	36.97	3.81	41.14	36.07	3.90	42.87	35.45	3.96
	95.0	33.18	31.65	3.79	34.91	31.27	3.85	36.64	33.82	3.91	37.50	36.58	3.94	40.09	35.73	4.04	41.82	35.14	4.10
	104.0	31.43	30.88	4.03	33.16	30.54	4.09	34.89	33.15	4.15	35.75	35.75	4.19	38.35	35.16	4.28	40.07	34.62	4.34
	109.4	30.39	30.39	4.18	32.11	30.11	4.24	33.84	32.75	4.31	34.71	34.71	4.34	37.30	34.82	4.43	39.03	34.31	4.50
	114.8	29.34	29.34	4.34	31.07	29.68	4.40	32.79	32.35	4.47	33.66	33.66	4.50	36.25	34.48	4.59	37.98	34.01	4.66
FTXS09L + FTXS09L + CDXS15L + CDXS15L	68.0	37.91	32.13	3.38	39.61	31.60	3.45	41.32	33.70	3.52	42.17	36.09	3.55	44.73	35.01	3.65	46.43	34.27	3.92
	77.0	36.18	31.33	3.58	37.89	30.86	3.65	39.59	33.01	3.72	40.45	35.43	3.75	43.00	34.43	3.85	44.71	33.74	3.92
	86.0	34.46	30.54	3.81	36.17	30.12	3.87	37.87	32.33	3.94	38.72	34.77	3.97	41.28	33.85	4.08	42.98	33.21	4.14
	89.6	33.77	30.23	3.90	35.48	29.83	3.97	37.18	32.06	4.03	38.03	34.51	4.07	40.59	33.62	4.17	42.30	33.00	4.24
	95.0	32.74	29.76	4.05	34.44	29.39	4.11	36.15	31.65	4.18	37.00	34.12	4.21	39.56	33.27	4.32	41.26	32.69	4.38
	104.0	31.02	28.98	4.30	32.72	28.66	4.37	34.42	30.98	4.44	35.28	33.47	4.47	37.83	32.70	4.57	39.54	32.17	4.64
	109.4	29.98	28.52	4.47	31.69	28.23	4.54	33.39	30.58	4.60	34.24	33.08	4.64	36.80	32.36	4.74	38.51	31.86	4.81
	114.8	28.95	28.06	4.64	30.65	27.80	4.71	32.36	30.18	4.77	33.21	32.70	4.81	35.77	32.03	4.91	37.47	31.55	4.98
FTXS09L + FDXS09L + FTXS15L + FTXS15L +	68.0	38.42	35.12	3.07	40.15	34.57	3.13	41.87	37.15	3.19	42.74	40.04	3.22	45.33	38.95	3.31	47.06	38.21	3.56
	77.0	36.67	34.33	3.25	38.40	33.83	3.31	40.13	36.48	3.37	40.99	39.39	3.40	43.58	38.37	3.50	45.31	37.69	3.56
	86.0	34.93	33.55	3.45	36.65	33.11	3.51	38.38	35.80	3.58	39.25	38.74	3.61	41.84	37.80	3.70	43.57	37.17	3.76
	89.6	34.23	33.25	3.54	35.96	32.82	3.60	37.68	35.53	3.66	38.55	38.48	3.69	41.14	37.58	3.78	42.87	36.96	3.84
	95.0	33.18	32.78	3.67	34.91	32.39	3.73	36.64	35.13	3.79	37.50	37.50	3.82	40.09	37.24	3.92	41.82	36.66	3.98
	104.0	31.43	31.43	3.91	33.16	31.67	3.97	34.89	34.47	4.03	35.75	35.75	4.06	38.35	36.68	4.15	40.07	36.14	4.21
	109.4	30.39	30.39	4.05	32.11	31.25	4.12	33.84	33.84	4.18	34.71	34.71	4.21	37.30	36.34	4.30	39.03	35.84	4.36
	114.8	29.34	29.34	4.21	31.07	30.82	4.27	32.79	32.79	4.33	33.66	33.66	4.36	36.25	36.01	4.45	37.98	35.53	4.51

Combination (Capacity)	Outdoor air temp. EDB	Indoor air temp.:EWB																		
		57.2			60.8			64.4			67.0			71.6			75.2		
		TC	SHC	PI	TC	SHC	PI	TC	SHC	PI	TC	SHC	PI	TC	SHC	PI	TC	SHC	PI
		kBtu/h	kBtu/h	kW	kBtu/h	kBtu/h	kW	kBtu/h	kBtu/h	kW	kBtu/h	kBtu/h	kW	kBtu/h	kBtu/h	kW	kBtu/h	kBtu/h	kW
FTXS09L + FDXS09L + FTXS15L + CDXS15L	68.0	37.91	33.21	3.32	39.61	32.68	3.39	41.32	34.98	3.46	42.17	37.56	3.49	44.73	36.48	3.59	46.43	35.75	3.86
	77.0	36.18	32.43	3.52	37.89	31.94	3.59	39.59	34.30	3.66	40.45	36.91	3.69	43.00	35.91	3.79	44.71	35.23	3.86
	86.0	34.46	31.65	3.74	36.17	31.22	3.81	37.87	33.62	3.88	38.72	36.26	3.91	41.28	35.34	4.01	42.98	34.71	4.07
	89.6	33.77	31.34	3.83	35.48	30.93	3.90	37.18	33.35	3.97	38.03	36.00	4.00	40.59	35.11	4.10	42.30	34.50	4.17
	95.0	32.74	30.88	3.98	34.44	30.50	4.05	36.15	32.95	4.11	37.00	35.62	4.14	39.56	34.77	4.24	41.26	34.19	4.31
	104.0	31.02	30.11	4.23	32.72	29.78	4.30	34.42	32.29	4.37	35.28	34.98	4.40	37.83	34.21	4.50	39.54	33.68	4.56
	109.4	29.98	29.65	4.39	31.69	29.35	4.46	33.39	31.89	4.53	34.24	34.24	4.56	36.80	33.87	4.66	38.51	33.37	4.73
	114.8	28.95	28.95	4.56	30.65	28.93	4.63	32.36	31.50	4.69	33.21	33.21	4.73	35.77	33.54	4.83	37.47	33.07	4.89
FTXS09L + FDXS09L + CDXS15L + CDXS15L	68.0	37.39	31.33	3.48	39.08	30.81	3.55	40.76	32.82	3.62	41.60	35.11	3.65	44.12	34.05	3.75	45.80	33.32	4.03
	77.0	35.70	30.54	3.69	37.38	30.08	3.76	39.06	32.14	3.82	39.90	34.46	3.86	42.42	33.47	3.96	44.10	32.79	4.03
	86.0	34.00	29.76	3.91	35.68	29.35	3.98	37.36	31.46	4.05	38.20	33.80	4.09	40.72	32.89	4.19	42.40	32.27	4.26
	89.6	33.32	29.45	4.01	35.00	29.06	4.08	36.68	31.19	4.15	37.52	33.54	4.18	40.04	32.67	4.29	41.72	32.06	4.36
	95.0	32.30	28.99	4.16	33.98	28.62	4.23	35.66	30.79	4.30	36.50	33.16	4.33	39.02	32.32	4.44	40.70	31.75	4.51
	104.0	30.60	28.22	4.43	32.28	27.91	4.50	33.96	30.12	4.57	34.80	32.52	4.60	37.32	31.76	4.70	39.00	31.23	4.77
	109.4	29.58	27.76	4.60	31.26	27.48	4.67	32.94	29.73	4.73	33.78	32.13	4.77	36.30	31.42	4.87	37.98	30.93	4.94
	114.8	28.56	27.31	4.77	30.24	27.05	4.84	31.92	29.33	4.91	32.76	31.75	4.94	35.28	31.09	5.05	36.97	30.62	5.12
FDXS09L + FDXS09L + FTXS15L + FTXS15L	68.0	37.91	34.31	3.44	39.61	33.77	3.51	41.32	36.27	3.58	42.17	39.05	3.62	44.73	37.97	3.72	46.43	37.25	4.00
	77.0	36.18	33.54	3.65	37.89	33.05	3.72	39.59	35.59	3.79	40.45	38.41	3.82	43.00	37.41	3.93	44.71	36.73	4.00
	86.0	34.46	32.77	3.88	36.17	32.33	3.95	37.87	34.93	4.02	38.72	37.77	4.05	41.28	36.84	4.15	42.98	36.22	4.22
	89.6	33.77	32.46	3.97	35.48	32.04	4.04	37.18	34.66	4.11	38.03	37.51	4.15	40.59	36.62	4.25	42.30	36.01	4.32
	95.0	32.74	32.00	4.12	34.44	31.61	4.19	36.15	34.26	4.26	37.00	37.00	4.29	39.56	36.28	4.40	41.26	35.71	4.47
	104.0	31.02	31.02	4.39	32.72	30.91	4.46	34.42	33.61	4.52	35.28	35.28	4.56	37.83	35.73	4.66	39.54	35.20	4.73
	109.4	29.98	29.98	4.55	31.69	30.48	4.62	33.39	33.22	4.69	34.24	34.24	4.73	36.80	35.40	4.83	38.51	34.90	4.90
	114.8	28.95	28.95	4.73	30.65	30.06	4.80	32.36	32.36	4.86	33.21	33.21	4.90	35.77	35.07	5.00	37.47	34.60	5.07
FDXS09L + FDXS09L + FTXS15L + CDXS15L	68.0	37.39	32.41	3.49	39.08	31.89	3.55	40.76	34.09	3.62	41.60	36.58	3.66	44.12	35.52	3.76	45.80	34.79	4.04
	77.0	35.70	31.63	3.69	37.38	31.16	3.76	39.06	33.42	3.83	39.90	35.93	3.87	42.42	34.95	3.97	44.10	34.27	4.04
	86.0	34.00	30.86	3.92	35.68	30.44	3.99	37.36	32.75	4.06	38.20	35.29	4.10	40.72	34.38	4.20	42.40	33.76	4.27
	89.6	33.32	30.56	4.02	35.00	30.15	4.09	36.68	32.48	4.16	37.52	35.03	4.19	40.04	34.16	4.30	41.72	33.55	4.37
	95.0	32.30	30.10	4.17	33.98	29.73	4.24	35.66	32.09	4.31	36.50	34.65	4.34	39.02	33.82	4.45	40.70	33.25	4.52
	104.0	30.60	29.34	4.44	32.28	29.02	4.51	33.96	31.43	4.58	34.80	34.02	4.61	37.32	33.26	4.72	39.00	32.74	4.78
	109.4	29.58	28.89	4.61	31.26	28.60	4.68	32.94	31.04	4.75	33.78	33.64	4.78	36.30	32.93	4.88	37.98	32.44	4.95
	114.8	28.56	28.44	4.78	30.24	28.18	4.85	31.92	30.65	4.92	32.76	32.76	4.96	35.28	32.60	5.06	36.97	32.13	5.13
FDXS09L + FDXS09L + CDXS15L + CDXS15L	68.0	36.88	30.54	3.64	38.54	30.03	3.71	40.20	31.95	3.78	41.03	34.14	3.82	43.52	33.09	3.93	45.18	32.37	4.00
	77.0	35.21	29.76	3.86	36.86	29.30	3.93	38.52	31.27	4.00	39.35	33.49	4.04	41.84	32.51	4.15	43.50	31.84	4.22
	86.0	33.53	28.98	4.10	35.19	28.58	4.17	36.85	30.60	4.24	37.68	32.84	4.28	40.16	31.94	4.39	41.82	31.32	4.46
	89.6	32.86	28.68	4.20	34.52	28.29	4.27	36.18	30.33	4.34	37.01	32.58	4.38	39.49	31.72	4.49	41.15	31.11	4.56
	95.0	31.85	28.22	4.35	33.51	27.86	4.43	35.17	29.93	4.50	36.00	32.20	4.53	38.49	31.38	4.64	40.15	30.81	4.72
	104.0	30.18	27.46	4.63	31.84	27.15	4.70	33.49	29.27	4.78	34.32	31.56	4.81	36.81	30.82	4.92	38.47	30.30	4.99
	109.4	29.17	27.00	4.81	30.83	26.73	4.88	32.49	28.88	4.95	33.32	31.18	4.99	35.81	30.49	5.10	37.46	29.99	5.17
	114.8	28.17	26.55	4.99	29.82	26.31	5.06	31.48	28.49	5.14	32.31	30.81	5.17	34.80	30.15	5.28	36.46	29.69	5.35
FTXS09L + FTXS12L + FTXS12L + FTXS12L	68.0	38.93	31.45	2.75	40.68	30.92	2.81	42.43	32.79	2.86	43.31	34.96	2.89	45.93	33.85	2.97	47.68	33.08	3.03
	77.0	37.16	30.61	2.92	38.91	30.14	2.97	40.66	32.07	3.03	41.54	34.26	3.06	44.16	33.23	3.14	45.92	32.52	3.19
	86.0	35.39	29.79	3.10	37.14	29.36	3.16	38.89	31.35	3.21	39.77	33.57	3.24	42.40	32.62	3.32	44.15	31.96	3.38
	89.6	34.68	29.46	3.18	36.44	29.06	3.23	38.19	31.06	3.29	39.06	33.29	3.31	41.69	32.38	3.40	43.44	31.74	3.45
	95.0	33.62	28.97	3.30	35.37	28.60	3.35	37.12	30.64	3.41	38.00	32.88	3.43	40.63	32.02	3.52	42.38	31.41	3.57
	104.0	31.85	28.15	3.51	33.60	27.84	3.56	35.36	29.93	3.62	36.23	32.20	3.64	38.86	31.42	3.73	40.61	30.86	3.78
	109.4	30.79	27.67	3.64	32.54	27.39	3.70	34.29	29.51	3.75	35.17	31.80	3.78	37.80	31.06	3.86	39.55	30.54	3.91
	114.8	29.73	27.19	3.78	31.48	26.94	3.83	33.23	29.09	3.89	34.11	31.40	3.92	36.73	30.71	4.00	38.48	30.21	4.05

Combination (Capacity)	Outdoor air temp. EDB	Indoor air temp.:EWB																		
		57.2			60.8			64.4			67.0			71.6			75.2		
		TC	SHC	PI	TC	SHC	PI	TC	SHC	PI	TC	SHC	PI	TC	SHC	PI	TC	SHC	PI
		kBtu/h	kBtu/h	kW	kBtu/h	kBtu/h	kW	kBtu/h	kBtu/h	kW	kBtu/h	kBtu/h	kW	kBtu/h	kBtu/h	kW	kBtu/h	kBtu/h	kW
FTXS09L + FTXS12L + FTXS12L + FDXS12L	68.0	38.42	30.63	3.27	40.15	30.11	3.33	41.87	31.88	3.40	42.74	33.94	3.43	45.33	32.84	3.53	47.06	32.08	3.59
	77.0	36.67	29.80	3.46	38.40	29.33	3.53	40.13	31.16	3.60	40.99	33.25	3.63	43.58	32.23	3.73	45.31	31.52	3.79
	86.0	34.93	28.98	3.68	36.65	28.56	3.74	38.38	30.45	3.81	39.25	32.56	3.84	41.84	31.62	3.94	43.57	30.97	4.00
	89.6	34.23	28.65	3.77	35.96	28.26	3.84	37.68	30.16	3.90	38.55	32.28	3.93	41.14	31.38	4.03	42.87	30.75	4.10
	95.0	33.18	28.16	3.91	34.91	27.80	3.98	36.64	29.74	4.04	37.50	31.88	4.07	40.09	31.02	4.17	41.82	30.42	4.24
	104.0	31.43	27.36	4.16	33.16	27.05	4.23	34.89	29.04	4.29	35.75	31.20	4.32	38.35	30.43	4.42	40.07	29.88	4.49
	109.4	30.39	26.88	4.32	32.11	26.60	4.39	33.84	28.62	4.45	34.71	30.80	4.48	37.30	30.07	4.58	39.03	29.56	4.65
	114.8	29.34	26.40	4.48	31.07	26.15	4.55	32.79	28.21	4.61	33.66	30.40	4.65	36.25	29.72	4.75	37.98	29.24	4.81
FTXS09L + FTXS12L + FDXS12L + FDXS12L	68.0	37.91	29.82	3.43	39.61	29.31	3.50	41.32	30.98	3.57	42.17	32.93	3.60	44.73	31.85	3.70	46.43	31.09	3.77
	77.0	36.18	28.99	3.64	37.89	28.53	3.70	39.59	30.26	3.77	40.45	32.24	3.81	43.00	31.24	3.91	44.71	30.53	3.98
	86.0	34.46	28.17	3.86	36.17	27.77	3.93	37.87	29.55	4.00	38.72	31.55	4.03	41.28	30.63	4.13	42.98	29.98	4.20
	89.6	33.77	27.85	3.96	35.48	27.46	4.02	37.18	29.27	4.09	38.03	31.28	4.13	40.59	30.39	4.23	42.30	29.76	4.30
	95.0	32.74	27.36	4.10	34.44	27.01	4.17	36.15	28.84	4.24	37.00	30.87	4.27	39.56	30.03	4.38	41.26	29.44	4.45
	104.0	31.02	26.56	4.37	32.72	26.26	4.43	34.42	28.15	4.50	35.28	30.20	4.54	37.83	29.44	4.64	39.54	28.90	4.71
	109.4	29.98	26.09	4.53	31.69	25.82	4.60	33.39	27.73	4.67	34.24	29.81	4.70	36.80	29.09	4.81	38.51	28.58	4.87
	114.8	28.95	25.61	4.71	30.65	25.37	4.77	32.36	27.32	4.84	33.21	29.41	4.88	35.77	28.74	4.98	37.47	28.26	5.05
FTXS09L + FDXS12L + FDXS12L + FDXS12L	68.0	37.39	29.01	3.59	39.08	28.51	3.66	40.76	30.08	3.73	41.60	31.92	3.77	44.12	30.85	3.88	45.80	30.10	3.95
	77.0	35.70	28.18	3.81	37.38	27.74	3.88	39.06	29.36	3.95	39.90	31.23	3.98	42.42	30.25	4.09	44.10	29.55	4.16
	86.0	34.00	27.37	4.04	35.68	26.98	4.11	37.36	28.66	4.18	38.20	30.55	4.22	40.72	29.64	4.33	42.40	29.00	4.40
	89.6	33.32	27.05	4.14	35.00	26.67	4.21	36.68	28.37	4.28	37.52	30.28	4.32	40.04	29.41	4.43	41.72	28.78	4.50
	95.0	32.30	26.57	4.30	33.98	26.22	4.37	35.66	27.96	4.44	36.50	29.88	4.47	39.02	29.05	4.58	40.70	28.46	4.65
	104.0	30.60	25.77	4.57	32.28	25.48	4.64	33.96	27.26	4.71	34.80	29.21	4.75	37.32	28.46	4.86	39.00	27.92	4.93
	109.4	29.58	25.30	4.74	31.26	25.04	4.82	32.94	26.85	4.89	33.78	28.81	4.92	36.30	28.11	5.03	37.98	27.60	5.10
	114.8	28.56	24.83	4.93	30.24	24.60	5.00	31.92	26.44	5.07	32.76	28.42	5.10	35.28	27.76	5.21	36.97	27.29	5.28
FDXS09L + FTXS12L + FTXS12L + FTXS12L	68.0	38.42	30.67	3.21	40.15	30.15	3.28	41.87	31.93	3.34	42.74	33.99	3.37	45.33	32.90	3.47	47.06	32.13	3.53
	77.0	36.67	29.84	3.41	38.40	29.37	3.47	40.13	31.21	3.53	40.99	33.30	3.57	43.58	32.28	3.66	45.31	31.58	3.73
	86.0	34.93	29.02	3.62	36.65	28.60	3.68	38.38	30.49	3.74	39.25	32.61	3.78	41.84	31.68	3.87	43.57	31.02	3.94
	89.6	34.23	28.69	3.71	35.96	28.30	3.77	37.68	30.21	3.83	38.55	32.34	3.87	41.14	31.44	3.96	42.87	30.80	4.03
	95.0	33.18	28.20	3.84	34.91	27.84	3.91	36.64	29.78	3.97	37.50	31.93	4.00	40.09	31.08	4.10	41.82	30.48	4.16
	104.0	31.43	27.40	4.09	33.16	27.09	4.15	34.89	29.08	4.22	35.75	31.26	4.25	38.35	30.48	4.35	40.07	29.93	4.41
	109.4	30.39	26.92	4.25	32.11	26.64	4.31	33.84	28.67	4.37	34.71	30.85	4.41	37.30	30.13	4.50	39.03	29.61	4.57
	114.8	29.34	26.44	4.41	31.07	26.19	4.47	32.79	28.25	4.54	33.66	30.46	4.57	36.25	29.78	4.66	37.98	29.29	4.73
FDXS09L + FTXS12L + FTXS12L + FDXS12L	68.0	37.91	29.85	3.37	39.61	29.34	3.44	41.32	31.02	3.51	42.17	32.98	3.54	44.73	31.90	3.64	46.43	31.14	3.71
	77.0	36.18	29.03	3.58	37.89	28.57	3.64	39.59	30.30	3.71	40.45	32.29	3.74	43.00	31.29	3.84	44.71	30.59	3.91
	86.0	34.46	28.21	3.80	36.17	27.81	3.86	37.87	29.59	3.93	38.72	31.60	3.96	41.28	30.68	4.07	42.98	30.04	4.13
	89.6	33.77	27.89	3.89	35.48	27.50	3.96	37.18	29.31	4.02	38.03	31.33	4.06	40.59	30.44	4.16	42.30	29.82	4.23
	95.0	32.74	27.40	4.04	34.44	27.05	4.10	36.15	28.89	4.17	37.00	30.93	4.20	39.56	30.09	4.31	41.26	29.49	4.37
	104.0	31.02	26.60	4.29	32.72	26.30	4.36	34.42	28.19	4.43	35.28	30.26	4.46	37.83	29.50	4.56	39.54	28.95	4.63
	109.4	29.98	26.13	4.46	31.69	25.86	4.53	33.39	27.78	4.59	34.24	29.86	4.63	36.80	29.14	4.73	38.51	28.63	4.79
	114.8	28.95	25.65	4.63	30.65	25.41	4.70	32.36	27.37	4.76	33.21	29.46	4.80	35.77	28.80	4.90	37.47	28.31	4.96
FDXS09L + FTXS12L + FDXS12L + FDXS12L	68.0	37.39	29.04	3.53	39.08	28.54	3.60	40.76	30.12	3.67	41.60	31.97	3.70	44.12	30.90	3.81	45.80	30.16	3.88
	77.0	35.70	28.22	3.74	37.38	27.77	3.81	39.06	29.41	3.88	39.90	31.29	3.91	42.42	30.30	4.02	44.10	29.60	4.09
	86.0	34.00	27.41	3.97	35.68	27.01	4.04	37.36	28.70	4.11	38.20	30.60	4.14	40.72	29.70	4.25	42.40	29.05	4.32
	89.6	33.32	27.09	4.07	35.00	26.71	4.14	36.68	28.42	4.21	37.52	30.33	4.24	40.04	29.46	4.35	41.72	28.84	4.42
	95.0	32.30	26.61	4.22	33.98	26.26	4.29	35.66	28.00	4.36	36.50	29.93	4.39	39.02	29.10	4.50	40.70	28.51	4.57
	104.0	30.60	25.81	4.49	32.28	25.52	4.56	33.96	27.31	4.63	34.80	29.26	4.66	37.32	28.51	4.77	39.00	27.98	4.84
	109.4	29.58	25.34	4.66	31.26	25.08	4.73	32.94	26.90	4.80	33.78	28.87	4.84	36.30	28.16	4.94	37.98	27.66	5.01
	114.8	28.56	24.87	4.84	30.24	24.64	4.91	31.92	26.49	4.98	32.76	28.47	5.01	35.28	27.82	5.12	36.97	27.34	5.19

Combination (Capacity)	Outdoor air temp. EDB	Indoor air temp.:EWB																	
		57.2			60.8			64.4			67.0			71.6			75.2		
		TC	SHC	PI	TC	SHC	PI	TC	SHC	PI	TC	SHC	PI	TC	SHC	PI	TC	SHC	PI
		kBtu/h	kBtu/h	kW	kBtu/h	kBtu/h	kW	kBtu/h	kBtu/h	kW	kBtu/h	kBtu/h	kW	kBtu/h	kBtu/h	kW	kBtu/h	kBtu/h	kW
FDXS09L + FDXS12L + FDXS12L + FDXS12L	68.0	36.88	28.24	3.69	38.54	27.75	3.76	40.20	29.23	3.83	41.03	30.97	3.87	43.52	29.92	3.98	45.18	29.17	4.05
	77.0	35.21	27.42	3.91	36.86	26.98	3.98	38.52	28.52	4.05	39.35	30.29	4.09	41.84	29.31	4.20	43.50	28.62	4.27
	86.0	33.53	26.61	4.15	35.19	26.23	4.22	36.85	27.81	4.30	37.68	29.61	4.33	40.16	28.71	4.44	41.82	28.08	4.52
	89.6	32.86	26.29	4.25	34.52	25.93	4.33	36.18	27.53	4.40	37.01	29.34	4.44	39.49	28.48	4.55	41.15	27.86	4.62
	95.0	31.85	25.81	4.41	33.51	25.48	4.48	35.17	27.12	4.56	36.00	28.94	4.59	38.49	28.12	4.71	40.15	27.54	4.78
	104.0	30.18	25.02	4.69	31.84	24.74	4.77	33.49	26.43	4.84	34.32	28.28	4.88	36.81	27.54	4.99	38.47	27.00	5.06
	109.4	29.17	24.55	4.87	30.83	24.30	4.95	32.49	26.02	5.02	33.32	27.88	5.06	35.81	27.19	5.17	37.46	26.68	5.24
	114.8	28.17	24.09	5.06	29.82	23.86	5.13	31.48	25.61	5.20	32.31	27.49	5.24	34.80	26.84	5.35	36.46	26.37	5.42
FTXS09L + FTXS12L + FTXS12L + FTXS15L	68.0	38.93	33.64	2.74	40.68	33.09	2.79	42.43	35.37	2.85	43.31	37.94	2.87	45.93	36.83	2.96	47.68	36.08	3.18
	77.0	37.16	32.83	2.90	38.91	32.33	2.96	40.66	34.67	3.01	41.54	37.27	3.04	44.16	36.24	3.12	45.92	35.54	3.18
	86.0	35.39	32.02	3.08	37.14	31.58	3.14	38.89	33.97	3.19	39.77	36.60	3.22	42.40	35.65	3.30	44.15	35.00	3.36
	89.6	34.68	31.70	3.16	36.44	31.29	3.21	38.19	33.69	3.27	39.06	36.33	3.30	41.69	35.41	3.38	43.44	34.78	3.43
	95.0	33.62	31.23	3.28	35.37	30.84	3.33	37.12	33.28	3.39	38.00	35.93	3.41	40.63	35.06	3.50	42.38	34.47	3.55
	104.0	31.85	30.44	3.49	33.60	30.10	3.54	35.36	32.59	3.60	36.23	35.27	3.62	38.86	34.48	3.70	40.61	33.94	3.76
	109.4	30.79	29.97	3.62	32.54	29.66	3.67	34.29	32.18	3.73	35.17	34.88	3.76	37.80	34.14	3.84	39.55	33.62	3.89
	114.8	29.73	29.50	3.76	31.48	29.22	3.81	33.23	31.78	3.87	34.11	34.11	3.89	36.73	33.79	3.98	38.48	33.31	4.03
FTXS09L + FTXS12L + FTXS12L + CDXS15L	68.0	38.42	31.77	3.31	40.15	31.24	3.37	41.87	33.23	3.44	42.74	35.50	3.47	45.33	34.41	3.57	47.06	33.65	3.64
	77.0	36.67	30.95	3.51	38.40	30.48	3.57	40.13	32.52	3.64	40.99	34.82	3.67	43.58	33.81	3.77	45.31	33.11	3.84
	86.0	34.93	30.15	3.72	36.65	29.72	3.79	38.38	31.82	3.86	39.25	34.15	3.89	41.84	33.21	3.99	43.57	32.56	4.05
	89.6	34.23	29.83	3.82	35.96	29.42	3.88	37.68	31.54	3.95	38.55	33.88	3.98	41.14	32.98	4.08	42.87	32.35	4.15
	95.0	33.18	29.35	3.96	34.91	28.98	4.03	36.64	31.12	4.09	37.50	33.48	4.12	40.09	32.62	4.22	41.82	32.03	4.29
	104.0	31.43	28.55	4.21	33.16	28.23	4.28	34.89	30.44	4.34	35.75	32.81	4.38	38.35	32.04	4.48	40.07	31.50	4.54
	109.4	30.39	28.08	4.37	32.11	27.79	4.44	33.84	30.03	4.50	34.71	32.42	4.54	37.30	31.69	4.64	39.03	31.18	4.70
	114.8	29.34	27.61	4.54	31.07	27.35	4.61	32.79	29.62	4.67	33.66	32.03	4.70	36.25	31.35	4.80	37.98	30.86	4.87
FTXS09L + FTXS12L + FDXS12L + FTXS15L	68.0	38.42	32.80	3.20	40.15	32.27	3.26	41.87	34.44	3.32	42.74	36.91	3.36	45.33	35.81	3.45	47.06	35.07	3.71
	77.0	36.67	32.00	3.39	38.40	31.51	3.45	40.13	33.74	3.52	40.99	36.24	3.55	43.58	35.22	3.64	45.31	34.53	3.71
	86.0	34.93	31.20	3.60	36.65	30.77	3.66	38.38	33.05	3.73	39.25	35.57	3.76	41.84	34.64	3.85	43.57	33.99	3.92
	89.6	34.23	30.88	3.69	35.96	30.47	3.75	37.68	32.78	3.81	38.55	35.31	3.85	41.14	34.41	3.94	42.87	33.78	4.01
	95.0	33.18	30.41	3.83	34.91	30.03	3.89	36.64	32.37	3.95	37.50	34.91	3.98	40.09	34.06	4.08	41.82	33.47	4.14
	104.0	31.43	29.63	4.07	33.16	29.30	4.13	34.89	31.69	4.20	35.75	34.26	4.23	38.35	33.48	4.32	40.07	32.94	4.39
	109.4	30.39	29.16	4.22	32.11	28.87	4.29	33.84	31.28	4.35	34.71	33.87	4.38	37.30	33.14	4.48	39.03	32.63	4.54
	114.8	29.34	28.70	4.39	31.07	28.43	4.45	32.79	30.88	4.51	33.66	33.48	4.54	36.25	32.80	4.64	37.98	32.32	4.70
FTXS09L + FTXS12L + FDXS12L + CDXS15L	68.0	37.91	30.94	3.40	39.61	30.42	3.47	41.32	32.31	3.54	42.17	34.48	3.57	44.73	33.40	3.68	46.43	32.65	3.74
	77.0	36.18	30.13	3.61	37.89	29.67	3.68	39.59	31.61	3.75	40.45	33.80	3.78	43.00	32.80	3.88	44.71	32.11	3.95
	86.0	34.46	29.33	3.83	36.17	28.92	3.90	37.87	30.91	3.97	38.72	33.13	4.00	41.28	32.21	4.10	42.98	31.57	4.17
	89.6	33.77	29.01	3.93	35.48	28.62	4.00	37.18	30.63	4.06	38.03	32.87	4.10	40.59	31.98	4.20	42.30	31.36	4.27
	95.0	32.74	28.54	4.07	34.44	28.18	4.14	36.15	30.22	4.21	37.00	32.47	4.24	39.56	31.63	4.35	41.26	31.04	4.41
	104.0	31.02	27.75	4.34	32.72	27.44	4.40	34.42	29.54	4.47	35.28	31.81	4.50	37.83	31.05	4.61	39.54	30.51	4.67
	109.4	29.98	27.28	4.50	31.69	27.00	4.57	33.39	29.13	4.64	34.24	31.42	4.67	36.80	30.70	4.77	38.51	30.19	4.84
	114.8	28.95	26.82	4.67	30.65	26.57	4.74	32.36	28.73	4.81	33.21	31.03	4.84	35.77	30.36	4.94	37.47	29.88	5.01
FTXS09L + FDXS12L + FDXS12L + FTXS15L	68.0	37.91	31.97	3.35	39.61	31.44	3.42	41.32	33.52	3.48	42.17	35.88	3.52	44.73	34.80	3.62	46.43	34.06	3.88
	77.0	36.18	31.17	3.55	37.89	30.70	3.62	39.59	32.82	3.68	40.45	35.21	3.72	43.00	34.21	3.82	44.71	33.52	3.88
	86.0	34.46	30.38	3.77	36.17	29.96	3.84	37.87	32.14	3.90	38.72	34.55	3.94	41.28	33.63	4.04	42.98	32.99	4.10
	89.6	33.77	30.07	3.86	35.48	29.66	3.93	37.18	31.87	4.00	38.03	34.29	4.03	40.59	33.40	4.13	42.30	32.78	4.20
	95.0	32.74	29.60	4.01	34.44	29.23	4.07	36.15	31.46	4.14	37.00	33.90	4.17	39.56	33.05	4.27	41.26	32.47	4.34
	104.0	31.02	28.82	4.26	32.72	28.50	4.33	34.42	30.79	4.40	35.28	33.25	4.43	37.83	32.48	4.53	39.54	31.95	4.60
	109.4	29.98	28.36	4.43	31.69	28.07	4.49	33.39	30.38	4.56	34.24	32.86	4.59	36.80	32.14	4.69	38.51	31.64	4.76
	114.8	28.95	27.90	4.59	30.65	27.64	4.66	32.36	29.99	4.73	33.21	32.48	4.76	35.77	31.81	4.86	37.47	31.33	4.93

Combination (Capacity)	Outdoor air temp. EDB	Indoor air temp.:EWB																		
		57.2			60.8			64.4			67.0			71.6			75.2		
		TC	SHC	PI	TC	SHC	PI	TC	SHC	PI	TC	SHC	PI	TC	SHC	PI	TC	SHC	PI
		kBtu/h	kBtu/h	kW	kBtu/h	kBtu/h	kW	kBtu/h	kBtu/h	kW	kBtu/h	kBtu/h	kW	kBtu/h	kBtu/h	kW	kBtu/h	kBtu/h	kW
FTXS09L + FDXS12L + FDXS12L + CDXS15L	68.0	37.39	30.12	3.57	39.08	29.61	3.64	40.76	31.40	3.71	41.60	33.46	3.74	44.12	32.39	3.85	45.80	31.65	3.92
	77.0	35.70	29.32	3.78	37.38	28.86	3.85	39.06	30.70	3.92	39.90	32.79	3.96	42.42	31.80	4.06	44.10	31.11	4.14
	86.0	34.00	28.52	4.01	35.68	28.12	4.08	37.36	30.01	4.16	38.20	32.12	4.19	40.72	31.21	4.30	42.40	30.58	4.37
	89.6	33.32	28.20	4.11	35.00	27.82	4.18	36.68	29.73	4.25	37.52	31.86	4.29	40.04	30.98	4.40	41.72	30.36	4.47
	95.0	32.30	27.73	4.27	33.98	27.38	4.34	35.66	29.32	4.41	36.50	31.46	4.44	39.02	30.63	4.55	40.70	30.05	4.62
	104.0	30.60	26.95	4.54	32.28	26.65	4.61	33.96	28.64	4.68	34.80	30.81	4.72	37.32	30.06	4.82	39.00	29.52	4.89
	109.4	29.58	26.49	4.71	31.26	26.21	4.78	32.94	28.24	4.85	33.78	30.42	4.89	36.30	29.71	5.00	37.98	29.21	5.07
	114.8	28.56	26.03	4.89	30.24	25.78	4.96	31.92	27.84	5.03	32.76	30.03	5.07	35.28	29.37	5.18	36.97	28.90	5.25
FDXS09L + FTXS12L + FTXS12L + FTXS15L	68.0	38.42	32.84	3.20	40.15	32.30	3.26	41.87	34.49	3.32	42.74	36.96	3.36	45.33	35.87	3.45	47.06	35.12	3.71
	77.0	36.67	32.04	3.39	38.40	31.55	3.45	40.13	33.79	3.52	40.99	36.29	3.55	43.58	35.28	3.64	45.31	34.58	3.71
	86.0	34.93	31.24	3.60	36.65	30.81	3.66	38.38	33.10	3.73	39.25	35.63	3.76	41.84	34.69	3.85	43.57	34.05	3.92
	89.6	34.23	30.92	3.69	35.96	30.51	3.75	37.68	32.83	3.81	38.55	35.36	3.85	41.14	34.46	3.94	42.87	33.84	4.01
	95.0	33.18	30.45	3.83	34.91	30.07	3.89	36.64	32.42	3.95	37.50	34.97	3.98	40.09	34.11	4.08	41.82	33.52	4.14
	104.0	31.43	29.67	4.07	33.16	29.34	4.13	34.89	31.74	4.20	35.75	34.31	4.23	38.35	33.54	4.32	40.07	33.00	4.39
	109.4	30.39	29.20	4.22	32.11	28.91	4.29	33.84	31.33	4.35	34.71	33.93	4.38	37.30	33.19	4.48	39.03	32.68	4.54
	114.8	29.34	28.74	4.39	31.07	28.47	4.45	32.79	30.93	4.51	33.66	33.54	4.54	36.25	32.85	4.64	37.98	32.37	4.70
FDXS09L + FTXS12L + FTXS12L + CDXS15L	68.0	37.91	30.98	3.41	39.61	30.46	3.48	41.32	32.36	3.55	42.17	34.53	3.58	44.73	33.45	3.68	46.43	32.70	3.75
	77.0	36.18	30.17	3.62	37.89	29.71	3.69	39.59	31.65	3.75	40.45	33.85	3.79	43.00	32.85	3.89	44.71	32.16	3.96
	86.0	34.46	29.37	3.84	36.17	28.96	3.91	37.87	30.96	3.98	38.72	33.18	4.01	41.28	32.26	4.11	42.98	31.62	4.18
	89.6	33.77	29.05	3.94	35.48	28.66	4.00	37.18	30.68	4.07	38.03	32.92	4.11	40.59	32.03	4.21	42.30	31.41	4.28
	95.0	32.74	28.58	4.08	34.44	28.22	4.15	36.15	30.27	4.22	37.00	32.52	4.25	39.56	31.68	4.36	41.26	31.09	4.42
	104.0	31.02	27.79	4.35	32.72	27.48	4.41	34.42	29.58	4.48	35.28	31.86	4.52	37.83	31.10	4.62	39.54	30.56	4.69
	109.4	29.98	27.32	4.51	31.69	27.04	4.58	33.39	29.18	4.65	34.24	31.47	4.68	36.80	30.76	4.78	38.51	30.25	4.85
	114.8	28.95	26.86	4.68	30.65	26.61	4.75	32.36	28.77	4.82	33.21	31.08	4.85	35.77	30.41	4.96	37.47	29.93	5.02
FDXS09L + FTXS12L + FDXS12L + FTXS15L	68.0	37.91	32.01	3.36	39.61	31.48	3.42	41.32	33.56	3.49	42.17	35.93	3.52	44.73	34.85	3.62	46.43	34.11	3.89
	77.0	36.18	31.21	3.56	37.89	30.74	3.63	39.59	32.87	3.69	40.45	35.26	3.73	43.00	34.26	3.83	44.71	33.58	3.89
	86.0	34.46	30.42	3.78	36.17	30.00	3.85	37.87	32.19	3.91	38.72	34.61	3.95	41.28	33.68	4.05	42.98	33.05	4.11
	89.6	33.77	30.11	3.87	35.48	29.70	3.94	37.18	31.91	4.01	38.03	34.34	4.04	40.59	33.45	4.14	42.30	32.84	4.21
	95.0	32.74	29.64	4.02	34.44	29.27	4.08	36.15	31.51	4.15	37.00	33.95	4.18	39.56	33.11	4.28	41.26	32.52	4.35
	104.0	31.02	28.86	4.27	32.72	28.54	4.34	34.42	30.83	4.41	35.28	33.30	4.44	37.83	32.54	4.54	39.54	32.00	4.61
	109.4	29.98	28.40	4.44	31.69	28.11	4.50	33.39	30.43	4.57	34.24	32.92	4.60	36.80	32.20	4.70	38.51	31.69	4.77
	114.8	28.95	27.94	4.61	30.65	27.68	4.67	32.36	30.03	4.74	33.21	32.53	4.77	35.77	31.86	4.87	37.47	31.38	4.94
FDXS09L + FTXS12L + FDXS12L + CDXS15L	68.0	37.39	30.16	3.57	39.08	29.65	3.64	40.76	31.44	3.71	41.60	33.51	3.74	44.12	32.44	3.85	45.80	31.70	3.92
	77.0	35.70	29.36	3.78	37.38	28.90	3.85	39.06	30.74	3.92	39.90	32.84	3.96	42.42	31.85	4.06	44.10	31.16	4.14
	86.0	34.00	28.56	4.01	35.68	28.15	4.08	37.36	30.05	4.16	38.20	32.17	4.19	40.72	31.26	4.30	42.40	30.63	4.37
	89.6	33.32	28.24	4.11	35.00	27.86	4.18	36.68	29.78	4.25	37.52	31.91	4.29	40.04	31.03	4.40	41.72	30.42	4.47
	95.0	32.30	27.77	4.27	33.98	27.42	4.34	35.66	29.37	4.41	36.50	31.51	4.44	39.02	30.68	4.55	40.70	30.10	4.62
	104.0	30.60	26.99	4.54	32.28	26.69	4.61	33.96	28.69	4.68	34.80	30.86	4.72	37.32	30.11	4.82	39.00	29.58	4.89
	109.4	29.58	26.53	4.71	31.26	26.25	4.78	32.94	28.29	4.85	33.78	30.47	4.89	36.30	29.77	5.00	37.98	29.26	5.07
	114.8	28.56	26.07	4.89	30.24	25.82	4.96	31.92	27.88	5.03	32.76	30.09	5.07	35.28	29.43	5.18	36.97	28.95	5.25
FDXS09L + FDXS12L + FDXS12L + FTXS15L	68.0	37.39	31.18	3.52	39.08	30.66	3.59	40.76	32.64	3.66	41.60	34.90	3.69	44.12	33.83	3.80	45.80	33.10	3.87
	77.0	35.70	30.39	3.73	37.38	29.92	3.80	39.06	31.95	3.87	39.90	34.24	3.90	42.42	33.25	4.01	44.10	32.57	4.08
	86.0	34.00	29.60	3.96	35.68	29.19	4.03	37.36	31.27	4.10	38.20	33.59	4.13	40.72	32.68	4.24	42.40	32.05	4.31
	89.6	33.32	29.29	4.06	35.00	28.90	4.13	36.68	31.00	4.20	37.52	33.33	4.23	40.04	32.45	4.34	41.72	31.84	4.41
	95.0	32.30	28.83	4.21	33.98	28.46	4.28	35.66	30.60	4.35	36.50	32.94	4.38	39.02	32.11	4.49	40.70	31.53	4.56
	104.0	30.60	28.06	4.48	32.28	27.74	4.55	33.96	29.93	4.62	34.80	32.30	4.65	37.32	31.54	4.76	39.00	31.01	4.83
	109.4	29.58	27.60	4.65	31.26	27.32	4.72	32.94	29.53	4.79	33.78	31.91	4.82	36.30	31.20	4.93	37.98	30.70	5.00
	114.8	28.56	27.14	4.83	30.24	26.89	4.90	31.92	29.14	4.97	32.76	31.53	5.00	35.28	30.87	5.11	36.97	30.40	5.18

Combination (Capacity)	Outdoor air temp. EDB	Indoor air temp.:EWB																	
		57.2			60.8			64.4			67.0			71.6			75.2		
		TC	SHC	PI	TC	SHC	PI	TC	SHC	PI	TC	SHC	PI	TC	SHC	PI	TC	SHC	PI
		kBtu/h	kBtu/h	kW	kBtu/h	kBtu/h	kW	kBtu/h	kBtu/h	kW	kBtu/h	kBtu/h	kW	kBtu/h	kBtu/h	kW	kBtu/h	kBtu/h	kW
FDXS09L + FDXS12L + FDXS12L + CDXS15L	68.0	36.88	29.34	3.73	38.54	28.84	3.81	40.20	30.53	3.88	41.03	32.49	3.92	43.52	31.44	4.03	45.18	30.71	4.11
	77.0	35.21	28.54	3.96	36.86	28.09	4.03	38.52	29.84	4.11	39.35	31.83	4.14	41.84	30.85	4.26	43.50	30.17	4.33
	86.0	33.53	27.75	4.20	35.19	27.36	4.28	36.85	29.15	4.35	37.68	31.16	4.39	40.16	30.27	4.50	41.82	29.64	4.58
	89.6	32.86	27.44	4.31	34.52	27.06	4.38	36.18	28.88	4.46	37.01	30.90	4.49	39.49	30.04	4.60	41.15	29.43	4.68
	95.0	31.85	26.97	4.47	33.51	26.62	4.54	35.17	28.47	4.62	36.00	30.51	4.65	38.49	29.69	4.77	40.15	29.11	4.84
	104.0	30.18	26.19	4.75	31.84	25.90	4.83	33.49	27.80	4.90	34.32	29.86	4.94	36.81	29.12	5.05	38.47	28.59	5.13
	109.4	29.17	25.73	4.94	30.83	25.47	5.01	32.49	27.40	5.08	33.32	29.48	5.12	35.81	28.78	5.23	37.46	28.28	5.31
	114.8	28.17	25.28	5.12	29.82	25.04	5.20	31.48	27.00	5.27	32.31	29.09	5.31	34.80	28.44	5.42	36.46	27.97	5.50
FTXS12L + FTXS12L + FTXS12L + FTXS12L	68.0	38.93	31.43	2.76	40.68	30.89	2.82	42.43	32.77	2.87	43.31	34.92	2.90	45.93	33.81	2.98	47.68	33.04	3.04
	77.0	37.16	30.59	2.93	38.91	30.11	2.98	40.66	32.04	3.04	41.54	34.23	3.07	44.16	33.20	3.15	45.92	32.48	3.20
	86.0	35.39	29.76	3.11	37.14	29.34	3.16	38.89	31.32	3.22	39.77	33.53	3.25	42.40	32.59	3.33	44.15	31.93	3.39
	89.6	34.68	29.43	3.19	36.44	29.03	3.24	38.19	31.03	3.30	39.06	33.26	3.32	41.69	32.34	3.41	43.44	31.71	3.46
	95.0	33.62	28.94	3.31	35.37	28.57	3.36	37.12	30.61	3.42	38.00	32.85	3.44	40.63	31.98	3.53	42.38	31.38	3.58
	104.0	31.85	28.13	3.52	33.60	27.81	3.57	35.36	29.90	3.63	36.23	32.17	3.65	38.86	31.38	3.74	40.61	30.83	3.79
	109.4	30.79	27.65	3.65	32.54	27.36	3.71	34.29	29.48	3.76	35.17	31.76	3.79	37.80	31.03	3.87	39.55	30.50	3.93
	114.8	29.73	27.17	3.79	31.48	26.91	3.85	33.23	29.06	3.90	34.11	31.36	3.93	36.73	30.67	4.01	38.48	30.18	4.07
FTXS12L + FTXS12L + FTXS12L + FDXS12L	68.0	38.42	30.61	3.03	40.15	30.09	3.09	41.87	31.86	3.15	42.74	33.91	3.18	45.33	32.81	3.27	47.06	32.05	3.33
	77.0	36.67	29.78	3.21	38.40	29.31	3.27	40.13	31.13	3.33	40.99	33.21	3.36	43.58	32.20	3.45	45.31	31.49	3.51
	86.0	34.93	28.95	3.41	36.65	28.54	3.47	38.38	30.42	3.53	39.25	32.52	3.56	41.84	31.59	3.65	43.57	30.94	3.71
	89.6	34.23	28.63	3.49	35.96	28.23	3.55	37.68	30.13	3.61	38.55	32.25	3.64	41.14	31.35	3.73	42.87	30.72	3.79
	95.0	33.18	28.14	3.62	34.91	27.78	3.68	36.64	29.71	3.74	37.50	31.84	3.77	40.09	30.99	3.86	41.82	30.39	3.92
	104.0	31.43	27.33	3.85	33.16	27.02	3.92	34.89	29.01	3.98	35.75	31.17	4.01	38.35	30.40	4.10	40.07	29.85	4.16
	109.4	30.39	26.85	4.00	32.11	26.58	4.06	33.84	28.59	4.12	34.71	30.77	4.15	37.30	30.04	4.24	39.03	29.52	4.30
	114.8	29.34	26.38	4.15	31.07	26.13	4.21	32.79	28.18	4.27	33.66	30.37	4.30	36.25	29.69	4.40	37.98	29.20	4.46
FTXS12L + FTXS12L + FDXS12L + FDXS12L	68.0	37.91	29.79	3.06	39.61	29.28	3.12	41.32	30.95	3.18	42.17	32.90	3.21	44.73	31.81	3.30	46.43	31.06	3.36
	77.0	36.18	28.97	3.24	37.89	28.51	3.30	39.59	30.23	3.37	40.45	32.20	3.40	43.00	31.20	3.49	44.71	30.50	3.55
	86.0	34.46	28.15	3.44	36.17	27.74	3.51	37.87	29.52	3.57	38.72	31.52	3.60	41.28	30.60	3.69	42.98	29.95	3.75
	89.6	33.77	27.82	3.53	35.48	27.44	3.59	37.18	29.24	3.65	38.03	31.25	3.68	40.59	30.36	3.77	42.30	29.73	3.83
	95.0	32.74	27.34	3.66	34.44	26.99	3.72	36.15	28.82	3.78	37.00	30.84	3.81	39.56	30.00	3.91	41.26	29.41	3.97
	104.0	31.02	26.54	3.90	32.72	26.24	3.96	34.42	28.12	4.02	35.28	30.17	4.05	37.83	29.41	4.14	39.54	28.87	4.20
	109.4	29.98	26.06	4.04	31.69	25.79	4.10	33.39	27.71	4.17	34.24	29.77	4.20	36.80	29.06	4.29	38.51	28.54	4.35
	114.8	28.95	25.59	4.20	30.65	25.35	4.26	32.36	27.29	4.32	33.21	29.38	4.35	35.77	28.71	4.44	37.47	28.23	4.50
FTXS12L + FDXS12L + FDXS12L + FDXS12L	68.0	37.39	28.98	3.34	39.08	28.48	3.41	40.76	30.05	3.47	41.60	31.89	3.51	44.12	30.82	3.61	45.80	30.07	3.67
	77.0	35.70	28.16	3.54	37.38	27.71	3.61	39.06	29.34	3.67	39.90	31.20	3.71	42.42	30.21	3.81	44.10	29.52	3.87
	86.0	34.00	27.35	3.76	35.68	26.95	3.83	37.36	28.63	3.89	38.20	30.52	3.93	40.72	29.61	4.03	42.40	28.97	4.09
	89.6	33.32	27.02	3.85	35.00	26.65	3.92	36.68	28.35	3.99	37.52	30.25	4.02	40.04	29.37	4.12	41.72	28.75	4.19
	95.0	32.30	26.54	4.00	33.98	26.20	4.06	35.66	27.93	4.13	36.50	29.85	4.16	39.02	29.02	4.26	40.70	28.43	4.33
	104.0	30.60	25.75	4.25	32.28	25.45	4.32	33.96	27.23	4.39	34.80	29.18	4.42	37.32	28.43	4.52	39.00	27.89	4.59
	109.4	29.58	25.27	4.42	31.26	25.01	4.48	32.94	26.82	4.55	33.78	28.78	4.58	36.30	28.08	4.68	37.98	27.57	4.75
	114.8	28.56	24.80	4.58	30.24	24.57	4.65	31.92	26.41	4.72	32.76	28.39	4.75	35.28	27.73	4.85	36.97	27.25	4.92
FDXS12L + FDXS12L + FDXS12L + FDXS12L	68.0	36.88	28.18	3.49	38.54	27.69	3.56	40.20	29.16	3.63	41.03	30.89	3.67	43.52	29.84	3.77	45.18	29.09	3.84
	77.0	35.21	27.36	3.70	36.86	26.92	3.77	38.52	28.45	3.84	39.35	30.21	3.88	41.84	29.23	3.98	43.50	28.54	4.05
	86.0	33.53	26.55	3.93	35.19	26.17	4.00	36.85	27.74	4.07	37.68	29.53	4.11	40.16	28.63	4.21	41.82	27.99	4.28
	89.6	32.86	26.23	4.03	34.52	25.87	4.10	36.18	27.46	4.17	37.01	29.26	4.20	39.49	28.39	4.31	41.15	27.78	4.38
	95.0	31.85	25.75	4.18	33.51	25.42	4.25	35.17	27.04	4.32	36.00	28.85	4.35	38.49	28.04	4.46	40.15	27.45	4.53
	104.0	30.18	24.96	4.45	31.84	24.68	4.52	33.49	26.35	4.59	34.32	28.19	4.62	36.81	27.45	4.73	38.47	26.92	4.80
	109.4	29.17	24.49	4.62	30.83	24.24	4.69	32.49	25.94	4.76	33.32	27.79	4.79	35.81	27.10	4.90	37.46	26.60	4.97
	114.8	28.17	24.02	4.79	29.82	23.80	4.86	31.48	25.54	4.93	32.31	27.40	4.97	34.80	26.76	5.07	36.46	26.28	5.14

Symbols:

EDB	: Entering dry bulb temp.	(°F)
EWB	: Entering wet bulb temp.	(°F)
TC	: Total capacity	(kBtu/h)
SHC	: Sensible heating capacity	(kBtu/h)
PI	: Power input	(kW)

Notes:

1. Ratings shown are net capacities which include a deduction for indoor fan motor heat.
2. shows max capacities and power input.
3. TC, SHC and PI must be calculated by interpolation using the figures in the above tables. (Figures out of the tables should not be used for calculation.)
4. Capacities are based on the following conditions.
5. Corresponding refrigerant piping length : 25 ft

3D094022C ~ 3D094024C
3D094026C ~ 3D094029C
3D094030C ~ 3D094039C
3D094040C ~ 3D094049C
3D094050C ~ 3D094051C
3D094053C ~ 3D094059C
3D094060C ~ 3D094065C
3D094067C ~ 3D094069C
3D094070C ~ 3D094072C

Heating [60 Hz, 208 - 230 V]

Combination (Capacity)	Indoor air temp. EDB	Outdoor air temp.:EWB													
		5.0		14.0		23.0		32.0		43.0		50.0		59.0	
		TC	PI	TC	PI	TC	PI	TC	PI	TC	PI	TC	PI	TC	PI
		kBtu/h	kW	kBtu/h	kW	kBtu/h	kW	kBtu/h	kW	kBtu/h	kW	kBtu/h	kW	kBtu/h	kW
CTXS07L	60.8	5.44	0.39	6.54	0.41	7.63	0.43	8.73	0.45	10.04	0.48	10.92	0.49	12.01	0.52
	64.4	5.31	0.40	6.40	0.42	7.50	0.44	8.59	0.46	9.91	0.48	10.78	0.50	11.88	0.52
	68.0	5.17	0.40	6.27	0.42	7.36	0.44	8.46	0.46	9.77	0.49	10.65	0.50	11.75	0.52
	70.0	5.10	0.41	6.20	0.43	7.29	0.45	8.39	0.47	9.70	0.49	10.58	0.51	11.67	0.53
	71.6	5.04	0.41	6.14	0.43	7.23	0.45	8.33	0.47	9.64	0.49	10.52	0.51	11.61	0.53
	75.2	4.91	0.41	6.00	0.43	7.10	0.45	8.19	0.47	9.51	0.50	10.38	0.51	11.48	0.53
FTXS09L	60.8	7.01	0.55	8.42	0.58	9.84	0.61	11.25	0.64	12.94	0.67	14.07	0.70	15.48	0.73
	64.4	6.84	0.56	8.25	0.59	9.66	0.62	11.07	0.65	12.77	0.68	13.90	0.70	15.31	0.73
	68.0	6.67	0.57	8.08	0.60	9.49	0.62	10.90	0.65	12.60	0.69	13.73	0.71	15.14	0.74
	70.0	6.57	0.57	7.98	0.60	9.39	0.63	10.81	0.66	12.50	0.69	13.63	0.71	15.04	0.74
	71.6	6.50	0.57	7.91	0.60	9.32	0.63	10.73	0.66	12.42	0.69	13.55	0.72	14.96	0.74
	75.2	6.32	0.58	7.73	0.61	9.15	0.64	10.56	0.66	12.25	0.70	13.38	0.72	14.79	0.75
FDXS09L	60.8	7.01	0.60	8.42	0.63	9.84	0.66	11.25	0.70	12.94	0.73	14.07	0.76	15.48	0.79
	64.4	6.84	0.61	8.25	0.64	9.66	0.67	11.07	0.70	12.77	0.74	13.90	0.76	15.31	0.80
	68.0	6.67	0.62	8.08	0.65	9.49	0.68	10.90	0.71	12.60	0.75	13.73	0.77	15.14	0.80
	70.0	6.57	0.62	7.98	0.65	9.39	0.68	10.81	0.71	12.50	0.75	13.63	0.77	15.04	0.81
	71.6	6.50	0.62	7.91	0.65	9.32	0.69	10.73	0.72	12.42	0.75	13.55	0.78	14.96	0.81
	75.2	6.32	0.63	7.73	0.66	9.15	0.69	10.56	0.72	12.25	0.76	13.38	0.78	14.79	0.82
FTXS12L	60.8	9.37	0.80	11.25	0.85	13.14	0.89	15.03	0.93	17.29	0.98	18.80	1.01	20.68	1.05
	64.4	9.14	0.81	11.02	0.85	12.91	0.90	14.80	0.94	17.06	0.99	18.57	1.02	20.45	1.06
	68.0	8.91	0.82	10.79	0.86	12.68	0.90	14.57	0.95	16.83	0.99	18.34	1.03	20.22	1.07
	70.0	8.78	0.83	10.67	0.87	12.55	0.91	14.44	0.95	16.70	1.00	18.21	1.03	20.09	1.07
	71.6	8.68	0.83	10.56	0.87	12.45	0.91	14.33	0.95	16.60	1.00	18.11	1.04	19.99	1.08
	75.2	8.45	0.84	10.33	0.88	12.22	0.92	14.10	0.96	16.37	1.01	17.88	1.05	19.76	1.09
FDXS12L	60.8	9.37	0.92	11.25	0.97	13.14	1.02	15.03	1.07	17.29	1.12	18.80	1.16	19.79	1.13
	64.4	9.14	0.93	11.02	0.98	12.91	1.03	14.80	1.08	17.06	1.13	18.57	1.17	18.77	1.08
	68.0	8.91	0.95	10.79	0.99	12.68	1.04	14.57	1.09	16.83	1.14	17.76	1.13	17.76	1.02
	70.0	8.78	0.95	10.67	1.00	12.55	1.05	14.44	1.09	16.70	1.15	17.19	1.09	17.19	0.99
	71.6	8.68	0.96	10.56	1.00	12.45	1.05	14.33	1.10	16.60	1.15	16.74	1.07	16.74	0.96
	75.2	8.45	0.97	10.33	1.01	12.22	1.06	14.10	1.11	15.73	1.10	15.73	1.00	15.73	0.91
FTXS15L	60.8	11.67	0.92	14.02	0.96	16.37	1.01	18.72	1.06	21.53	1.11	23.41	1.15	25.76	1.20
	64.4	11.38	0.93	13.73	0.97	16.08	1.02	18.43	1.07	21.25	1.12	23.13	1.16	25.47	1.21
	68.0	11.10	0.94	13.44	0.98	15.79	1.03	18.14	1.08	20.96	1.13	22.84	1.17	25.19	1.22
	70.0	10.94	0.94	13.28	0.99	15.63	1.04	17.98	1.08	20.80	1.14	22.68	1.18	25.03	1.22
	71.6	10.81	0.95	13.16	0.99	15.51	1.04	17.85	1.09	20.67	1.14	22.55	1.18	24.90	1.23
	75.2	10.52	0.96	12.87	1.00	15.22	1.05	17.57	1.10	20.39	1.15	22.26	1.19	24.61	1.24
CDXS15L	60.8	11.67	1.25	14.02	1.32	16.37	1.38	18.72	1.45	21.53	1.52	23.41	1.58	25.76	1.64
	64.4	11.38	1.27	13.73	1.33	16.08	1.40	18.43	1.46	21.25	1.54	23.13	1.59	25.47	1.65
	68.0	11.10	1.28	13.44	1.35	15.79	1.41	18.14	1.48	20.96	1.55	22.84	1.60	25.19	1.67
	70.0	10.94	1.29	13.28	1.35	15.63	1.42	17.98	1.48	20.80	1.56	22.68	1.61	24.55	1.62
	71.6	10.81	1.30	13.16	1.36	15.51	1.42	17.85	1.49	20.67	1.57	22.55	1.62	23.90	1.57
	75.2	10.52	1.31	12.87	1.37	15.22	1.44	17.57	1.50	20.39	1.58	22.26	1.63	22.46	1.46
FTXS18L	60.8	14.03	1.17	16.85	1.23	19.67	1.29	22.49	1.34	25.88	1.42	28.14	1.46	30.96	1.52
	64.4	13.68	1.18	16.50	1.24	19.33	1.30	22.15	1.36	25.54	1.43	27.80	1.48	30.62	1.54
	68.0	13.34	1.19	16.16	1.25	18.98	1.31	21.80	1.37	25.19	1.44	27.45	1.49	30.27	1.55
	70.0	13.14	1.20	15.97	1.26	18.79	1.32	21.61	1.38	25.00	1.45	27.26	1.50	30.08	1.56
	71.6	12.99	1.21	15.81	1.26	18.64	1.32	21.46	1.38	24.85	1.46	27.10	1.50	29.93	1.56
	75.2	12.65	1.22	15.47	1.28	18.29	1.34	21.11	1.40	24.50	1.47	26.76	1.52	29.58	1.58

Combination (Capacity)	Indoor air temp. EDB	Outdoor air temp.:EWB													
		5.0		14.0		23.0		32.0		43.0		50.0		59.0	
		TC	PI	TC	PI	TC	PI	TC	PI	TC	PI	TC	PI	TC	PI
		kBtu/h	kW	kBtu/h	kW	kBtu/h	kW	kBtu/h	kW	kBtu/h	kW	kBtu/h	kW	kBtu/h	kW
CDXS18L	60.8	14.03	1.62	16.85	1.71	19.67	1.79	22.49	1.87	25.88	1.97	28.14	2.04	28.25	1.81
	64.4	13.68	1.64	16.50	1.73	19.33	1.81	22.15	1.89	25.54	1.99	26.80	1.93	26.80	1.70
	68.0	13.34	1.66	16.16	1.74	18.98	1.83	21.80	1.91	25.19	2.01	25.35	1.81	25.35	1.59
	70.0	13.14	1.67	15.97	1.75	18.79	1.84	21.61	1.92	25.00	2.02	25.00	1.74	25.00	1.53
	71.6	12.99	1.68	15.81	1.76	18.64	1.85	21.46	1.93	23.90	1.90	23.90	1.69	23.90	1.49
	75.2	12.65	1.70	15.47	1.78	18.29	1.86	21.11	1.95	22.46	1.76	22.46	1.57	22.46	1.38
FTXS24L	60.8	19.30	1.86	23.18	1.95	27.07	2.05	30.95	2.14	35.61	2.26	38.72	2.33	42.61	2.43
	64.4	18.82	1.88	22.71	1.97	26.59	2.07	30.48	2.16	35.14	2.28	38.25	2.35	42.13	2.45
	68.0	18.35	1.90	22.23	1.99	26.12	2.09	30.00	2.18	34.66	2.30	37.77	2.37	41.66	2.47
	70.0	18.09	1.91	21.97	2.01	25.85	2.10	29.74	2.20	34.40	2.31	37.51	2.39	41.39	2.48
	71.6	17.87	1.92	21.76	2.01	25.64	2.11	29.53	2.21	34.19	2.32	37.30	2.40	41.18	2.49
	75.2	17.40	1.94	21.28	2.04	25.17	2.13	29.05	2.23	33.71	2.34	36.82	2.42	38.74	2.28
CDXS24L	60.8	16.66	2.05	20.02	2.16	23.37	2.26	26.72	2.37	30.75	2.49	33.43	2.58	36.78	2.68
	64.4	16.25	2.07	19.61	2.18	22.96	2.28	26.31	2.39	30.34	2.51	33.02	2.60	36.37	2.70
	68.0	15.84	2.10	19.20	2.20	22.55	2.31	25.90	2.41	29.93	2.54	32.61	2.62	35.34	2.63
	70.0	15.61	2.11	18.97	2.21	22.32	2.32	25.68	2.42	29.70	2.55	32.38	2.63	34.22	2.51
	71.6	15.43	2.12	18.79	2.22	22.14	2.33	25.49	2.43	29.52	2.56	32.20	2.64	33.32	2.42
	75.2	15.02	2.14	18.38	2.25	21.73	2.35	25.08	2.46	29.11	2.58	31.30	2.59	31.30	2.21
CTXS07L + CTXS07L	60.8	10.88	0.80	13.07	0.84	15.27	0.88	17.46	0.92	20.08	0.97	21.84	1.00	24.03	1.04
	64.4	10.62	0.80	12.81	0.85	15.00	0.89	17.19	0.93	19.82	0.98	21.57	1.01	23.76	1.05
	68.0	10.35	0.81	12.54	0.85	14.73	0.90	16.92	0.94	19.55	0.99	21.30	1.02	23.49	1.06
	70.0	10.20	0.82	12.39	0.86	14.58	0.90	16.77	0.94	19.40	0.99	21.15	1.02	23.34	1.06
	71.6	10.08	0.82	12.27	0.86	14.46	0.90	16.65	0.95	19.28	0.99	21.03	1.03	23.22	1.07
	75.2	9.81	0.83	12.00	0.87	14.19	0.91	16.38	0.95	19.01	1.00	20.77	1.04	22.96	1.08
CTXS07L + FTXS09L	60.8	12.45	0.92	14.96	0.97	17.47	1.02	19.98	1.07	22.98	1.12	24.99	1.16	27.50	1.21
	64.4	12.15	0.93	14.66	0.98	17.16	1.03	19.67	1.08	22.68	1.13	24.68	1.17	27.19	1.22
	68.0	11.84	0.95	14.35	0.99	16.86	1.04	19.36	1.09	22.37	1.14	24.38	1.18	26.88	1.23
	70.0	11.67	0.95	14.18	1.00	16.69	1.05	19.19	1.09	22.20	1.15	24.21	1.19	26.71	1.24
	71.6	11.54	0.96	14.04	1.00	16.55	1.05	19.06	1.10	22.06	1.15	24.07	1.19	26.58	1.24
	75.2	11.23	0.97	13.74	1.01	16.24	1.06	18.75	1.11	21.76	1.16	23.76	1.20	26.27	1.25
CTXS07L + FDXS09L	60.8	12.45	1.05	14.96	1.10	17.47	1.15	19.98	1.21	22.98	1.27	24.99	1.31	27.50	1.37
	64.4	12.15	1.06	14.66	1.11	17.16	1.16	19.67	1.22	22.68	1.28	24.68	1.32	27.19	1.38
	68.0	11.84	1.07	14.35	1.12	16.86	1.18	19.36	1.23	22.37	1.29	24.38	1.34	26.88	1.39
	70.0	11.67	1.08	14.18	1.13	16.69	1.18	19.19	1.24	22.20	1.30	24.21	1.34	26.71	1.40
	71.6	11.54	1.08	14.04	1.13	16.55	1.19	19.06	1.24	22.06	1.31	24.07	1.35	26.58	1.40
	75.2	11.23	1.09	13.74	1.15	16.24	1.20	18.75	1.25	21.76	1.32	23.76	1.36	26.27	1.41
CTXS07L + FTXS12L	60.8	14.92	1.17	17.93	1.23	20.93	1.29	23.93	1.35	27.54	1.43	29.94	1.47	32.95	1.53
	64.4	14.56	1.19	17.56	1.25	20.56	1.31	23.57	1.37	27.17	1.44	29.57	1.49	32.58	1.55
	68.0	14.19	1.20	17.19	1.26	20.20	1.32	23.20	1.38	26.80	1.45	29.21	1.50	32.21	1.56
	70.0	13.98	1.21	16.99	1.27	19.99	1.33	23.00	1.39	26.60	1.46	29.00	1.51	32.01	1.57
	71.6	13.82	1.21	16.83	1.27	19.83	1.33	22.83	1.39	26.44	1.47	28.84	1.51	31.84	1.57
	75.2	13.45	1.23	16.46	1.29	19.46	1.35	22.47	1.41	26.07	1.48	28.47	1.53	31.48	1.59
CTXS07L + FDXS12L	60.8	14.70	1.33	17.66	1.39	20.62	1.46	23.57	1.53	27.12	1.61	29.49	1.67	32.45	1.73
	64.4	14.34	1.34	17.30	1.41	20.25	1.48	23.21	1.55	26.76	1.63	29.13	1.68	32.09	1.75
	68.0	13.98	1.36	16.93	1.42	19.89	1.49	22.85	1.56	26.40	1.64	28.77	1.70	31.73	1.76
	70.0	13.77	1.36	16.73	1.43	19.69	1.50	22.65	1.57	26.20	1.65	28.57	1.70	31.53	1.77
	71.6	13.61	1.37	16.57	1.44	19.53	1.51	22.49	1.58	26.04	1.66	28.41	1.71	31.36	1.78
	75.2	13.25	1.39	16.21	1.45	19.17	1.52	22.13	1.59	25.68	1.67	28.04	1.73	31.00	1.79

Combination (Capacity)	Indoor air temp. EDB	Outdoor air temp.:EWB													
		5.0		14.0		23.0		32.0		43.0		50.0		59.0	
		TC	PI	TC	PI	TC	PI	TC	PI	TC	PI	TC	PI	TC	PI
		kBtu/h	kW	kBtu/h	kW	kBtu/h	kW	kBtu/h	kW	kBtu/h	kW	kBtu/h	kW	kBtu/h	kW
CTXS07L + FTXS15L	60.8	17.56	1.36	21.09	1.43	24.63	1.50	28.16	1.57	32.40	1.65	35.23	1.71	38.77	1.78
	64.4	17.13	1.37	20.66	1.44	24.20	1.51	27.73	1.58	31.97	1.67	34.80	1.72	38.33	1.79
	68.0	16.70	1.39	20.23	1.46	23.76	1.53	27.30	1.60	31.54	1.68	34.37	1.74	37.90	1.81
	70.0	16.46	1.40	19.99	1.47	23.52	1.54	27.06	1.61	31.30	1.69	34.13	1.75	37.66	1.82
	71.6	16.26	1.40	19.80	1.47	23.33	1.54	26.87	1.61	31.11	1.70	33.94	1.75	37.47	1.82
	75.2	15.83	1.42	19.37	1.49	22.90	1.56	26.43	1.63	30.68	1.71	33.50	1.77	37.04	1.84
CTXS07L + CDXS15L	60.8	16.66	1.55	20.02	1.63	23.37	1.71	26.72	1.79	30.75	1.89	33.43	1.95	36.78	2.03
	64.4	16.25	1.57	19.61	1.65	22.96	1.73	26.31	1.81	30.34	1.90	33.02	1.97	36.37	2.05
	68.0	15.84	1.59	19.20	1.67	22.55	1.75	25.90	1.82	29.93	1.92	32.61	1.98	35.96	2.06
	70.0	15.61	1.60	18.97	1.68	22.32	1.76	25.68	1.83	29.70	1.93	32.38	1.99	35.74	2.07
	71.6	15.43	1.60	18.79	1.68	22.14	1.76	25.49	1.84	29.52	1.94	32.20	2.00	35.55	2.08
	75.2	15.02	1.62	18.38	1.70	21.73	1.78	25.08	1.86	29.11	1.96	31.79	2.02	35.14	2.10
CTXS07L + FTXS18L	60.8	20.20	1.69	24.26	1.77	28.33	1.86	32.39	1.95	37.27	2.05	40.52	2.12	44.59	2.21
	64.4	19.70	1.71	23.77	1.79	27.83	1.88	31.90	1.97	36.77	2.07	40.03	2.14	44.09	2.23
	68.0	19.20	1.73	23.27	1.81	27.33	1.90	31.40	1.99	36.28	2.09	39.53	2.16	43.59	2.25
	70.0	18.93	1.74	22.99	1.82	27.06	1.91	31.12	2.00	36.00	2.10	39.25	2.17	43.32	2.26
	71.6	18.71	1.75	22.77	1.83	26.84	1.92	30.90	2.00	35.78	2.11	39.03	2.18	43.10	2.26
	75.2	18.21	1.76	22.27	1.85	26.34	1.94	30.40	2.02	35.28	2.13	38.53	2.20	42.60	2.28
CTXS07L + CDXS18L	60.8	18.63	1.83	22.38	1.92	26.12	2.01	29.87	2.11	34.37	2.22	37.37	2.29	41.12	2.39
	64.4	18.17	1.85	21.92	1.94	25.67	2.03	29.41	2.13	33.91	2.24	36.91	2.31	40.66	2.41
	68.0	17.71	1.87	21.46	1.96	25.21	2.05	28.96	2.15	33.45	2.26	36.45	2.33	40.20	2.43
	70.0	17.45	1.88	21.20	1.97	24.95	2.06	28.70	2.16	33.20	2.27	36.20	2.34	39.95	2.44
	71.6	17.25	1.89	21.00	1.98	24.75	2.07	28.50	2.17	33.00	2.28	36.00	2.35	39.74	2.45
	75.2	16.79	1.91	20.54	2.00	24.29	2.09	28.04	2.19	32.54	2.30	35.54	2.37	39.29	2.47
CTXS07L + FTXS24L	60.8	22.33	1.99	26.82	2.10	31.32	2.20	35.81	2.30	41.20	2.42	44.80	2.50	49.29	2.61
	64.4	21.78	2.02	26.27	2.12	30.77	2.22	35.26	2.32	40.65	2.45	44.25	2.53	48.74	2.63
	68.0	21.23	2.04	25.72	2.14	30.22	2.24	34.71	2.35	40.11	2.47	43.70	2.55	48.19	2.65
	70.0	20.92	2.05	25.42	2.15	29.91	2.26	34.41	2.36	39.80	2.48	43.40	2.56	47.89	2.66
	71.6	20.68	2.06	25.17	2.16	29.67	2.27	34.16	2.37	39.56	2.49	43.15	2.57	47.65	2.67
	75.2	20.13	2.08	24.62	2.19	29.12	2.29	33.61	2.39	39.01	2.51	42.60	2.59	47.10	2.70
CTXS07L + CDXS24L	60.8	21.09	2.22	25.34	2.33	29.59	2.45	33.83	2.56	38.93	2.70	42.32	2.79	46.57	2.90
	64.4	20.58	2.24	24.82	2.36	29.07	2.47	33.31	2.58	38.41	2.72	41.80	2.81	46.05	2.93
	68.0	20.06	2.27	24.30	2.38	28.55	2.50	32.79	2.61	37.89	2.75	41.28	2.84	45.53	2.95
	70.0	19.77	2.28	24.01	2.40	28.26	2.51	32.51	2.62	37.60	2.76	41.00	2.85	45.24	2.96
	71.6	19.54	2.29	23.78	2.41	28.03	2.52	32.27	2.63	37.37	2.77	40.77	2.86	45.01	2.98
	75.2	19.02	2.32	23.26	2.43	27.51	2.55	31.76	2.66	36.85	2.80	40.25	2.89	44.49	3.00
FTXS09L + FTXS09L	60.8	14.03	1.06	16.85	1.12	19.67	1.17	22.49	1.22	25.88	1.29	28.14	1.33	30.96	1.39
	64.4	13.68	1.07	16.50	1.13	19.33	1.18	22.15	1.24	25.54	1.30	27.80	1.34	30.62	1.40
	68.0	13.34	1.09	16.16	1.14	18.98	1.19	21.80	1.25	25.19	1.31	27.45	1.36	30.27	1.41
	70.0	13.14	1.09	15.97	1.15	18.79	1.20	21.61	1.25	25.00	1.32	27.26	1.36	30.08	1.42
	71.6	12.99	1.10	15.81	1.15	18.64	1.21	21.46	1.26	24.85	1.33	27.10	1.37	29.93	1.42
	75.2	12.65	1.11	15.47	1.16	18.29	1.22	21.11	1.27	24.50	1.34	26.76	1.38	29.58	1.44
FTXS09L + FDXS09L	60.8	14.03	1.19	16.85	1.25	19.67	1.31	22.49	1.37	25.88	1.45	28.14	1.49	30.96	1.56
	64.4	13.68	1.20	16.50	1.26	19.33	1.33	22.15	1.39	25.54	1.46	27.80	1.51	30.62	1.57
	68.0	13.34	1.22	16.16	1.28	18.98	1.34	21.80	1.40	25.19	1.47	27.45	1.52	30.27	1.58
	70.0	13.14	1.22	15.97	1.28	18.79	1.35	21.61	1.41	25.00	1.48	27.26	1.53	30.08	1.59
	71.6	12.99	1.23	15.81	1.29	18.64	1.35	21.46	1.41	24.85	1.49	27.10	1.53	29.93	1.60
	75.2	12.65	1.24	15.47	1.30	18.29	1.37	21.11	1.43	24.50	1.50	26.76	1.55	29.58	1.61

Combination (Capacity)	Indoor air temp. EDB	Outdoor air temp.:EWB													
		5.0		14.0		23.0		32.0		43.0		50.0		59.0	
		TC	PI	TC	PI	TC	PI	TC	PI	TC	PI	TC	PI	TC	PI
		kBtu/h	kW	kBtu/h	kW	kBtu/h	kW	kBtu/h	kW	kBtu/h	kW	kBtu/h	kW	kBtu/h	kW
FDXS09L + FDXS09L	60.8	14.03	1.35	16.85	1.42	19.67	1.49	22.49	1.56	25.88	1.64	28.14	1.70	30.96	1.77
	64.4	13.68	1.37	16.50	1.44	19.33	1.50	22.15	1.57	25.54	1.66	27.80	1.71	30.62	1.78
	68.0	13.34	1.38	16.16	1.45	18.98	1.52	21.80	1.59	25.19	1.67	27.45	1.73	30.27	1.80
	70.0	13.14	1.39	15.97	1.46	18.79	1.53	21.61	1.60	25.00	1.68	27.26	1.74	30.08	1.80
	71.6	12.99	1.40	15.81	1.47	18.64	1.53	21.46	1.60	24.85	1.69	27.10	1.74	29.93	1.81
	75.2	12.65	1.41	15.47	1.48	18.29	1.55	21.11	1.62	24.50	1.70	26.76	1.76	29.58	1.83
FTXS09L + FTXS12L	60.8	16.66	1.33	20.02	1.40	23.37	1.47	26.72	1.54	30.75	1.62	33.43	1.68	36.78	1.74
	64.4	16.25	1.35	19.61	1.42	22.96	1.49	26.31	1.55	30.34	1.64	33.02	1.69	36.37	1.76
	68.0	15.84	1.36	19.20	1.43	22.55	1.50	25.90	1.57	29.93	1.65	32.61	1.71	35.96	1.77
	70.0	15.61	1.37	18.97	1.44	22.32	1.51	25.68	1.58	29.70	1.66	32.38	1.71	35.74	1.78
	71.6	15.43	1.38	18.79	1.45	22.14	1.52	25.49	1.58	29.52	1.67	32.20	1.72	35.55	1.79
	75.2	15.02	1.39	18.38	1.46	21.73	1.53	25.08	1.60	29.11	1.68	31.79	1.74	35.14	1.80
FTXS09L + FDXS12L	60.8	15.99	1.46	19.21	1.53	22.43	1.60	25.64	1.68	29.51	1.77	32.08	1.83	35.30	1.90
	64.4	15.60	1.47	18.81	1.55	22.03	1.62	25.25	1.70	29.11	1.78	31.69	1.84	34.90	1.92
	68.0	15.20	1.49	18.42	1.56	21.64	1.64	24.86	1.71	28.72	1.80	31.29	1.86	34.51	1.94
	70.0	14.98	1.50	18.20	1.57	21.42	1.65	24.64	1.72	28.50	1.81	31.07	1.87	34.29	1.94
	71.6	14.81	1.50	18.03	1.58	21.25	1.65	24.46	1.73	28.33	1.82	30.90	1.88	34.12	1.95
	75.2	14.42	1.52	17.63	1.60	20.85	1.67	24.07	1.74	27.93	1.83	30.51	1.89	33.72	1.97
FDXS09L + FTXS12L	60.8	15.99	1.42	19.21	1.49	22.43	1.56	25.64	1.63	29.51	1.72	32.08	1.78	35.30	1.85
	64.4	15.60	1.43	18.81	1.50	22.03	1.58	25.25	1.65	29.11	1.74	31.69	1.79	34.90	1.87
	68.0	15.20	1.45	18.42	1.52	21.64	1.59	24.86	1.66	28.72	1.75	31.29	1.81	34.51	1.88
	70.0	14.98	1.46	18.20	1.53	21.42	1.60	24.64	1.67	28.50	1.76	31.07	1.82	34.29	1.89
	71.6	14.81	1.46	18.03	1.54	21.25	1.61	24.46	1.68	28.33	1.77	30.90	1.83	34.12	1.90
	75.2	14.42	1.48	17.63	1.55	20.85	1.62	24.07	1.70	27.93	1.78	30.51	1.84	33.72	1.91
FDXS09L + FDXS12L	60.8	15.32	1.56	18.40	1.64	21.48	1.72	24.56	1.80	28.26	1.90	30.73	1.96	33.81	2.04
	64.4	14.94	1.58	18.02	1.66	21.10	1.74	24.19	1.82	27.89	1.91	30.35	1.98	33.44	2.06
	68.0	14.56	1.59	17.64	1.67	20.73	1.75	23.81	1.83	27.51	1.93	29.98	1.99	33.06	2.07
	70.0	14.35	1.60	17.44	1.68	20.52	1.76	23.60	1.84	27.30	1.94	29.77	2.00	32.85	2.08
	71.6	14.19	1.61	17.27	1.69	20.35	1.77	23.43	1.85	27.13	1.95	29.60	2.01	32.68	2.09
	75.2	13.81	1.63	16.89	1.71	19.97	1.79	23.06	1.87	26.76	1.97	29.22	2.03	31.82	2.05
FTXS09L + FTXS15L	60.8	19.30	1.58	23.18	1.66	27.07	1.74	30.95	1.82	35.61	1.91	38.72	1.98	42.61	2.06
	64.4	18.82	1.59	22.71	1.67	26.59	1.75	30.48	1.84	35.14	1.93	38.25	2.00	42.13	2.08
	68.0	18.35	1.61	22.23	1.69	26.12	1.77	30.00	1.85	34.66	1.95	37.77	2.01	41.66	2.10
	70.0	18.09	1.62	21.97	1.70	25.85	1.78	29.74	1.86	34.40	1.96	37.51	2.02	41.39	2.11
	71.6	17.87	1.63	21.76	1.71	25.64	1.79	29.53	1.87	34.19	1.97	37.30	2.03	41.18	2.11
	75.2	17.40	1.65	21.28	1.73	25.17	1.81	29.05	1.89	33.71	1.99	36.82	2.05	40.71	2.13
FTXS09L + CDXS15L	60.8	18.01	1.69	21.63	1.77	25.26	1.86	28.88	1.95	33.23	2.05	36.13	2.12	39.76	2.21
	64.4	17.57	1.71	21.19	1.79	24.82	1.88	28.44	1.97	32.79	2.07	35.69	2.14	39.31	2.23
	68.0	17.12	1.73	20.75	1.81	24.37	1.90	28.00	1.99	32.35	2.09	35.25	2.16	38.87	2.25
	70.0	16.88	1.74	20.50	1.82	24.13	1.91	27.75	2.00	32.10	2.10	35.00	2.17	38.62	2.26
	71.6	16.68	1.75	20.30	1.83	23.93	1.92	27.55	2.00	31.90	2.11	34.80	2.18	38.43	2.26
	75.2	16.24	1.76	19.86	1.85	23.49	1.94	27.11	2.02	31.46	2.13	34.36	2.20	37.98	2.28
FDXS09L + FTXS15L	60.8	18.01	1.50	21.63	1.58	25.26	1.66	28.88	1.73	33.23	1.83	36.13	1.89	39.76	1.97
	64.4	17.57	1.52	21.19	1.60	24.82	1.67	28.44	1.75	32.79	1.84	35.69	1.91	39.31	1.98
	68.0	17.12	1.54	20.75	1.61	24.37	1.69	28.00	1.77	32.35	1.86	35.25	1.92	38.87	2.00
	70.0	16.88	1.55	20.50	1.62	24.13	1.70	27.75	1.78	32.10	1.87	35.00	1.93	38.62	2.01
	71.6	16.68	1.55	20.30	1.63	23.93	1.71	27.55	1.79	31.90	1.88	34.80	1.94	38.43	2.02
	75.2	16.24	1.57	19.86	1.65	23.49	1.72	27.11	1.80	31.46	1.89	34.36	1.96	37.98	2.03

Combination (Capacity)	Indoor air temp. EDB	Outdoor air temp.:EWB													
		5.0		14.0		23.0		32.0		43.0		50.0		59.0	
		TC	PI	TC	PI	TC	PI	TC	PI	TC	PI	TC	PI	TC	PI
		kBtu/h	kW	kBtu/h	kW	kBtu/h	kW	kBtu/h	kW	kBtu/h	kW	kBtu/h	kW	kBtu/h	kW
FDXS09L + CDXS15L	60.8	17.28	1.67	20.76	1.76	24.24	1.84	27.71	1.93	31.89	2.03	34.67	2.10	38.15	2.19
	64.4	16.85	1.69	20.33	1.78	23.81	1.86	27.29	1.95	31.46	2.05	34.24	2.12	37.72	2.21
	68.0	16.43	1.71	19.91	1.80	23.38	1.88	26.86	1.97	31.04	2.07	33.82	2.14	37.30	2.22
	70.0	16.19	1.72	19.67	1.81	23.15	1.89	26.63	1.98	30.80	2.08	33.58	2.15	37.06	2.23
	71.6	16.00	1.73	19.48	1.81	22.96	1.90	26.44	1.99	30.61	2.09	33.39	2.16	36.87	2.24
	75.2	15.58	1.75	19.06	1.83	22.53	1.92	26.01	2.00	30.19	2.11	32.97	2.18	36.45	2.26
FTXS09L + FTXS18L	60.8	20.93	1.78	25.14	1.87	29.35	1.96	33.56	2.05	38.62	2.16	41.99	2.23	46.20	2.32
	64.4	20.41	1.80	24.62	1.89	28.84	1.98	33.05	2.07	38.10	2.18	41.47	2.25	45.68	2.34
	68.0	19.90	1.82	24.11	1.91	28.32	2.00	32.53	2.09	37.59	2.20	40.96	2.27	45.17	2.36
	70.0	19.61	1.83	23.82	1.92	28.03	2.01	32.25	2.10	37.30	2.21	40.67	2.28	44.88	2.37
	71.6	19.38	1.84	23.59	1.93	27.81	2.02	32.02	2.11	37.07	2.22	40.44	2.29	44.65	2.38
	75.2	18.87	1.86	23.08	1.95	27.29	2.04	31.50	2.13	36.56	2.24	39.93	2.31	44.14	2.40
FTXS09L + CDXS18L	60.8	19.47	1.94	23.39	2.04	27.30	2.14	31.22	2.24	35.92	2.35	39.06	2.43	42.98	2.53
	64.4	18.99	1.96	22.91	2.06	26.83	2.16	30.74	2.26	35.45	2.38	38.58	2.46	42.50	2.55
	68.0	18.51	1.98	22.43	2.08	26.35	2.18	30.26	2.28	34.97	2.40	38.10	2.48	42.02	2.58
	70.0	18.24	1.99	22.16	2.09	26.08	2.19	30.00	2.29	34.70	2.41	37.83	2.49	41.75	2.59
	71.6	18.03	2.00	21.95	2.10	25.87	2.20	29.79	2.30	34.49	2.42	37.62	2.50	41.54	2.60
	75.2	17.55	2.02	21.47	2.12	25.39	2.22	29.31	2.32	34.01	2.44	37.14	2.52	41.06	2.62
FDXS09L + FTXS18L	60.8	19.47	1.70	23.39	1.79	27.30	1.88	31.22	1.97	35.92	2.07	39.06	2.14	42.98	2.23
	64.4	18.99	1.72	22.91	1.81	26.83	1.90	30.74	1.99	35.45	2.09	38.58	2.16	42.50	2.25
	68.0	18.51	1.74	22.43	1.83	26.35	1.92	30.26	2.00	34.97	2.11	38.10	2.18	42.02	2.27
	70.0	18.24	1.75	22.16	1.84	26.08	1.93	30.00	2.02	34.70	2.12	37.83	2.19	41.75	2.28
	71.6	18.03	1.76	21.95	1.85	25.87	1.94	29.79	2.02	34.49	2.13	37.62	2.20	41.54	2.29
	75.2	17.55	1.78	21.47	1.87	25.39	1.96	29.31	2.04	34.01	2.15	37.14	2.22	41.06	2.30
FDXS09L + CDXS18L	60.8	17.95	1.89	21.57	1.99	25.18	2.08	28.79	2.18	33.13	2.30	36.02	2.37	39.63	2.47
	64.4	17.51	1.91	21.12	2.01	24.74	2.10	28.35	2.20	32.69	2.32	35.58	2.39	39.19	2.49
	68.0	17.07	1.93	20.68	2.03	24.30	2.13	27.91	2.22	32.25	2.34	35.14	2.42	38.75	2.51
	70.0	16.82	1.94	20.44	2.04	24.05	2.14	27.66	2.23	32.00	2.35	34.89	2.43	38.50	2.52
	71.6	16.63	1.95	20.24	2.05	23.85	2.15	27.47	2.24	31.80	2.36	34.69	2.44	38.31	2.53
	75.2	16.19	1.97	19.80	2.07	23.41	2.17	27.03	2.26	31.36	2.38	34.25	2.46	37.87	2.55
FTXS09L + FTXS24L	60.8	23.06	2.11	27.70	2.21	32.34	2.32	36.98	2.43	42.55	2.56	46.26	2.65	50.90	2.75
	64.4	22.49	2.13	27.13	2.24	31.77	2.35	36.41	2.45	41.98	2.58	45.70	2.67	50.34	2.78
	68.0	21.92	2.15	26.56	2.26	31.21	2.37	35.85	2.48	41.42	2.61	45.13	2.69	49.77	2.80
	70.0	21.61	2.17	26.25	2.27	30.89	2.38	35.53	2.49	41.10	2.62	44.81	2.71	49.45	2.81
	71.6	21.36	2.18	26.00	2.29	30.64	2.39	35.28	2.50	40.85	2.63	44.56	2.72	49.20	2.82
	75.2	20.79	2.20	25.43	2.31	30.07	2.42	34.71	2.52	40.28	2.65	43.99	2.74	48.63	2.85
FTXS09L + CDXS24L	60.8	21.94	2.34	26.35	2.46	30.77	2.58	35.18	2.70	40.48	2.84	44.01	2.94	48.43	3.06
	64.4	21.40	2.37	25.81	2.49	30.23	2.61	34.64	2.73	39.94	2.87	43.47	2.97	47.89	3.08
	68.0	20.86	2.39	25.27	2.51	29.69	2.63	34.10	2.75	39.40	2.90	42.93	2.99	47.35	3.11
	70.0	20.56	2.41	24.97	2.53	29.39	2.65	33.80	2.77	39.10	2.91	42.63	3.01	47.05	3.13
	71.6	20.32	2.42	24.73	2.54	29.15	2.66	33.56	2.78	38.86	2.92	42.39	3.02	46.81	3.14
	75.2	19.78	2.44	24.19	2.56	28.61	2.68	33.02	2.80	38.32	2.95	41.85	3.04	46.27	3.16
FDXS09L + FTXS24L	60.8	21.94	2.07	26.35	2.18	30.77	2.29	35.18	2.39	40.48	2.52	44.01	2.61	48.43	2.71
	64.4	21.40	2.10	25.81	2.20	30.23	2.31	34.64	2.42	39.94	2.54	43.47	2.63	47.89	2.74
	68.0	20.86	2.12	25.27	2.23	29.69	2.33	34.10	2.44	39.40	2.57	42.93	2.65	47.35	2.76
	70.0	20.56	2.13	24.97	2.24	29.39	2.35	33.80	2.45	39.10	2.58	42.63	2.66	47.05	2.77
	71.6	20.32	2.14	24.73	2.25	29.15	2.36	33.56	2.46	38.86	2.59	42.39	2.68	46.81	2.78
	75.2	19.78	2.17	24.19	2.27	28.61	2.38	33.02	2.49	38.32	2.61	41.85	2.70	46.27	2.80

Combination (Capacity)	Indoor air temp. EDB	Outdoor air temp.:EWB													
		5.0		14.0		23.0		32.0		43.0		50.0		59.0	
		TC	PI	TC	PI	TC	PI	TC	PI	TC	PI	TC	PI	TC	PI
		kBtu/h	kW	kBtu/h	kW	kBtu/h	kW	kBtu/h	kW	kBtu/h	kW	kBtu/h	kW	kBtu/h	kW
FDXS09L + CDXS24L +	60.8	20.76	2.36	24.94	2.48	29.11	2.61	33.29	2.73	38.31	2.87	41.65	2.97	45.83	3.09
	64.4	20.25	2.39	24.43	2.51	28.60	2.63	32.78	2.75	37.79	2.90	41.14	3.00	45.32	3.12
	68.0	19.74	2.42	23.91	2.54	28.09	2.66	32.27	2.78	37.28	2.93	40.63	3.02	44.80	3.14
	70.0	19.45	2.43	23.63	2.55	27.81	2.67	31.99	2.79	37.00	2.94	40.34	3.04	44.52	3.16
	71.6	19.23	2.44	23.40	2.56	27.58	2.69	31.76	2.81	36.77	2.95	40.12	3.05	44.29	3.17
	75.2	18.71	2.47	22.89	2.59	27.07	2.71	31.25	2.83	36.26	2.98	39.60	3.08	43.78	3.20
FTXS12L + FTXS12L	60.8	19.30	1.68	23.18	1.77	27.07	1.85	30.95	1.94	35.61	2.04	38.72	2.11	42.61	2.20
	64.4	18.82	1.70	22.71	1.79	26.59	1.87	30.48	1.96	35.14	2.06	38.25	2.13	42.13	2.22
	68.0	18.35	1.72	22.23	1.80	26.12	1.89	30.00	1.98	34.66	2.08	37.77	2.15	41.66	2.23
	70.0	18.09	1.73	21.97	1.81	25.85	1.90	29.74	1.99	34.40	2.09	37.51	2.16	41.39	2.24
	71.6	17.87	1.74	21.76	1.82	25.64	1.91	29.53	2.00	34.19	2.10	37.30	2.17	41.18	2.25
	75.2	17.40	1.76	21.28	1.84	25.17	1.93	29.05	2.01	33.71	2.12	36.82	2.19	40.71	2.27
FDXS12L + FTXS12L	60.8	19.52	2.00	23.45	2.10	27.38	2.21	31.31	2.31	36.03	2.43	39.17	2.51	43.10	2.62
	64.4	19.04	2.02	22.97	2.13	26.90	2.23	30.83	2.33	35.55	2.46	38.69	2.54	42.62	2.64
	68.0	18.56	2.05	22.49	2.15	26.42	2.25	30.35	2.35	35.07	2.48	38.21	2.56	41.28	2.55
	70.0	18.30	2.06	22.23	2.16	26.15	2.26	30.08	2.37	34.80	2.49	37.94	2.57	39.97	2.44
	71.6	18.08	2.07	22.01	2.17	25.94	2.27	29.87	2.38	34.59	2.50	37.73	2.58	38.92	2.35
	75.2	17.60	2.09	21.53	2.19	25.46	2.30	29.39	2.40	34.11	2.52	36.56	2.51	36.56	2.15
FDXS12L + FDXS12L	60.8	17.84	2.03	21.43	2.13	25.02	2.23	28.61	2.34	32.92	2.46	35.79	2.54	39.39	2.65
	64.4	17.40	2.05	20.99	2.15	24.58	2.26	28.17	2.36	32.48	2.48	35.36	2.57	37.54	2.48
	68.0	16.96	2.07	20.55	2.18	24.14	2.28	27.73	2.38	32.04	2.51	34.92	2.59	35.51	2.30
	70.0	16.72	2.08	20.31	2.19	23.90	2.29	27.49	2.40	31.80	2.52	34.39	2.56	34.39	2.20
	71.6	16.52	2.09	20.11	2.20	23.71	2.30	27.30	2.41	31.60	2.53	33.48	2.47	33.48	2.12
	75.2	16.08	2.12	19.68	2.22	23.27	2.32	26.86	2.43	31.17	2.55	31.46	2.26	31.46	1.95
FTXS12L + FTXS15L	60.8	20.93	1.78	25.14	1.87	29.35	1.96	33.56	2.05	38.62	2.16	41.99	2.23	46.20	2.32
	64.4	20.41	1.80	24.62	1.89	28.84	1.98	33.05	2.07	38.10	2.18	41.47	2.25	45.68	2.34
	68.0	19.90	1.82	24.11	1.91	28.32	2.00	32.53	2.09	37.59	2.20	40.96	2.27	45.17	2.36
	70.0	19.61	1.83	23.82	1.92	28.03	2.01	32.25	2.10	37.30	2.21	40.67	2.28	44.88	2.37
	71.6	19.38	1.84	23.59	1.93	27.81	2.02	32.02	2.11	37.07	2.22	40.44	2.29	44.65	2.38
	75.2	18.87	1.86	23.08	1.95	27.29	2.04	31.50	2.13	36.56	2.24	39.93	2.31	44.14	2.40
FTXS12L + CDXS15L	60.8	19.47	1.87	23.39	1.96	27.30	2.06	31.22	2.15	35.92	2.27	39.06	2.34	42.98	2.44
	64.4	18.99	1.89	22.91	1.98	26.83	2.08	30.74	2.17	35.45	2.29	38.58	2.36	42.50	2.46
	68.0	18.51	1.91	22.43	2.00	26.35	2.10	30.26	2.19	34.97	2.31	38.10	2.38	42.02	2.48
	70.0	18.24	1.92	22.16	2.01	26.08	2.11	30.00	2.21	34.70	2.32	37.83	2.40	41.75	2.49
	71.6	18.03	1.93	21.95	2.02	25.87	2.12	29.79	2.21	34.49	2.33	37.62	2.41	41.54	2.50
	75.2	17.55	1.95	21.47	2.04	25.39	2.14	29.31	2.24	34.01	2.35	37.14	2.43	41.06	2.52
FDXS12L + FTXS15L	60.8	19.47	1.71	23.39	1.80	27.30	1.89	31.22	1.98	35.92	2.08	39.06	2.15	42.98	2.24
	64.4	18.99	1.73	22.91	1.82	26.83	1.91	30.74	1.99	35.45	2.10	38.58	2.17	42.50	2.26
	68.0	18.51	1.75	22.43	1.84	26.35	1.93	30.26	2.01	34.97	2.12	38.10	2.19	42.02	2.28
	70.0	18.24	1.76	22.16	1.85	26.08	1.94	30.00	2.02	34.70	2.13	37.83	2.20	41.75	2.29
	71.6	18.03	1.77	21.95	1.86	25.87	1.95	29.79	2.03	34.49	2.14	37.62	2.21	41.54	2.30
	75.2	17.55	1.79	21.47	1.88	25.39	1.96	29.31	2.05	34.01	2.16	37.14	2.23	41.06	2.32
FDXS12L + CDXS15L	60.8	17.95	1.90	21.57	1.99	25.18	2.09	28.79	2.19	33.13	2.31	36.02	2.38	39.63	2.48
	64.4	17.51	1.92	21.12	2.02	24.74	2.11	28.35	2.21	32.69	2.33	35.58	2.40	39.19	2.50
	68.0	17.07	1.94	20.68	2.04	24.30	2.13	27.91	2.23	32.25	2.35	35.14	2.43	38.75	2.52
	70.0	16.82	1.95	20.44	2.05	24.05	2.15	27.66	2.24	32.00	2.36	34.89	2.44	38.50	2.53
	71.6	16.63	1.96	20.24	2.06	23.85	2.16	27.47	2.25	31.80	2.37	34.69	2.45	38.31	2.54
	75.2	16.19	1.98	19.80	2.08	23.41	2.18	27.03	2.27	31.36	2.39	34.25	2.47	37.87	2.57

Combination (Capacity)	Indoor air temp. EDB	Outdoor air temp.:EWB													
		5.0		14.0		23.0		32.0		43.0		50.0		59.0	
		TC	PI	TC	PI	TC	PI	TC	PI	TC	PI	TC	PI	TC	PI
		kBtu/h	kW	kBtu/h	kW	kBtu/h	kW	kBtu/h	kW	kBtu/h	kW	kBtu/h	kW	kBtu/h	kW
FTXS12L + FTXS18L	60.8	21.99	1.95	26.42	2.05	30.85	2.15	35.27	2.25	40.58	2.37	44.12	2.45	48.55	2.55
	64.4	21.45	1.98	25.88	2.08	30.30	2.18	34.73	2.28	40.04	2.40	43.58	2.48	48.01	2.58
	68.0	20.91	2.00	25.34	2.10	29.76	2.20	34.19	2.30	39.50	2.42	43.04	2.50	47.47	2.60
	70.0	20.61	2.01	25.04	2.11	29.46	2.21	33.89	2.31	39.20	2.43	42.74	2.51	47.17	2.61
	71.6	20.37	2.02	24.79	2.12	29.22	2.22	33.65	2.32	38.96	2.44	42.50	2.52	46.93	2.62
	75.2	19.83	2.04	24.25	2.14	28.68	2.24	33.11	2.34	38.42	2.46	41.96	2.54	46.39	2.64
FTXS12L + CDXS18L	60.8	20.70	2.09	24.87	2.20	29.04	2.30	33.20	2.41	38.20	2.54	41.54	2.63	45.70	2.73
	64.4	20.19	2.11	24.36	2.22	28.53	2.33	32.69	2.44	37.69	2.56	41.03	2.65	45.19	2.76
	68.0	19.68	2.14	23.85	2.24	28.02	2.35	32.18	2.46	37.18	2.59	40.52	2.67	44.68	2.78
	70.0	19.40	2.15	23.57	2.26	27.73	2.36	31.90	2.47	36.90	2.60	40.23	2.69	44.40	2.79
	71.6	19.17	2.16	23.34	2.27	27.51	2.37	31.67	2.48	36.67	2.61	40.01	2.70	44.17	2.80
	75.2	18.66	2.18	22.83	2.29	27.00	2.40	31.16	2.51	36.16	2.63	39.50	2.72	43.29	2.78
FDXS12L + FTXS18L	60.8	20.70	1.89	24.87	1.99	29.04	2.08	33.20	2.18	38.20	2.30	41.54	2.37	45.70	2.47
	64.4	20.19	1.91	24.36	2.01	28.53	2.10	32.69	2.20	37.69	2.32	41.03	2.39	45.19	2.49
	68.0	19.68	1.93	23.85	2.03	28.02	2.13	32.18	2.22	37.18	2.34	40.52	2.42	44.68	2.51
	70.0	19.40	1.94	23.57	2.04	27.73	2.14	31.90	2.23	36.90	2.35	40.23	2.43	44.40	2.52
	71.6	19.17	1.95	23.34	2.05	27.51	2.15	31.67	2.24	36.67	2.36	40.01	2.44	44.17	2.53
	75.2	18.66	1.97	22.83	2.07	27.00	2.17	31.16	2.26	36.16	2.38	39.50	2.46	43.66	2.55
FDXS12L + CDXS18L	60.8	19.36	2.16	23.25	2.27	27.15	2.38	31.04	2.50	35.72	2.63	38.83	2.72	42.73	2.83
	64.4	18.88	2.19	22.77	2.30	26.67	2.41	30.57	2.52	35.24	2.65	38.36	2.74	42.25	2.85
	68.0	18.40	2.21	22.30	2.32	26.19	2.43	30.09	2.54	34.76	2.68	37.88	2.77	41.78	2.88
	70.0	18.14	2.22	22.03	2.34	25.93	2.45	29.83	2.56	34.50	2.69	37.62	2.78	41.51	2.89
	71.6	17.93	2.24	21.82	2.35	25.72	2.46	29.61	2.57	34.29	2.70	37.40	2.79	40.65	2.80
	75.2	17.45	2.26	21.35	2.37	25.24	2.48	29.14	2.59	33.81	2.73	36.93	2.81	38.18	2.55
FTXS12L + FTXS24L	60.8	24.12	2.30	28.98	2.42	33.84	2.54	38.69	2.65	44.52	2.79	48.40	2.89	53.26	3.01
	64.4	23.53	2.33	28.39	2.44	33.24	2.56	38.10	2.68	43.92	2.82	47.81	2.91	52.66	3.03
	68.0	22.94	2.35	27.79	2.47	32.65	2.59	37.50	2.70	43.33	2.85	47.21	2.94	52.07	3.06
	70.0	22.61	2.37	27.46	2.48	32.32	2.60	37.17	2.72	43.00	2.86	46.88	2.95	51.74	3.07
	71.6	22.34	2.38	27.20	2.49	32.05	2.61	36.91	2.73	42.74	2.87	46.62	2.97	51.48	3.08
	75.2	21.75	2.40	26.60	2.52	31.46	2.64	36.32	2.76	42.14	2.90	46.03	2.99	50.88	3.11
FTXS12L + CDXS24L	60.8	23.17	2.56	27.83	2.69	32.50	2.82	37.16	2.95	42.76	3.11	46.49	3.21	51.15	3.34
	64.4	22.60	2.59	27.26	2.72	31.93	2.85	36.59	2.98	42.19	3.14	45.92	3.24	50.58	3.37
	68.0	22.03	2.61	26.69	2.75	31.36	2.88	36.02	3.01	41.62	3.16	45.35	3.27	50.01	3.40
	70.0	21.71	2.63	26.38	2.76	31.04	2.89	35.70	3.02	41.30	3.18	45.03	3.28	49.69	3.42
	71.6	21.46	2.64	26.12	2.77	30.79	2.90	35.45	3.04	41.05	3.19	44.78	3.30	49.44	3.43
	75.2	20.89	2.67	25.55	2.80	30.22	2.93	34.88	3.06	40.48	3.22	44.21	3.33	48.87	3.46
FDXS12L + FTXS24L	60.8	23.17	2.28	27.83	2.40	32.50	2.52	37.16	2.63	42.76	2.77	46.49	2.87	51.15	2.99
	64.4	22.60	2.31	27.26	2.43	31.93	2.54	36.59	2.66	42.19	2.80	45.92	2.89	50.58	3.01
	68.0	22.03	2.33	26.69	2.45	31.36	2.57	36.02	2.69	41.62	2.83	45.35	2.92	50.01	3.04
	70.0	21.71	2.35	26.38	2.47	31.04	2.58	35.70	2.70	41.30	2.84	45.03	2.93	49.69	3.05
	71.6	21.46	2.36	26.12	2.48	30.79	2.59	35.45	2.71	41.05	2.85	44.78	2.94	49.44	3.06
	75.2	20.89	2.39	25.55	2.50	30.22	2.62	34.88	2.74	40.48	2.88	44.21	2.97	48.87	3.09
FDXS12L + CDXS24L	60.8	22.16	2.68	26.62	2.81	31.08	2.95	35.54	3.09	40.89	3.25	44.46	3.36	48.92	3.50
	64.4	21.62	2.71	26.08	2.84	30.54	2.98	35.00	3.12	40.35	3.28	43.92	3.39	48.38	3.53
	68.0	21.07	2.74	25.53	2.87	29.99	3.01	34.45	3.15	39.80	3.31	43.37	3.42	47.83	3.56
	70.0	20.77	2.75	25.23	2.89	29.69	3.03	34.15	3.17	39.50	3.33	43.07	3.44	47.53	3.58
	71.6	20.52	2.77	24.98	2.90	29.45	3.04	33.91	3.18	39.26	3.34	42.83	3.45	47.29	3.59
	75.2	19.98	2.80	24.44	2.93	28.90	3.07	33.36	3.21	38.71	3.37	42.28	3.48	46.74	3.62

Combination (Capacity)	Indoor air temp. EDB	Outdoor air temp.:EWB													
		5.0		14.0		23.0		32.0		43.0		50.0		59.0	
		TC	PI	TC	PI	TC	PI	TC	PI	TC	PI	TC	PI	TC	PI
		kBtu/h	kW	kBtu/h	kW	kBtu/h	kW	kBtu/h	kW	kBtu/h	kW	kBtu/h	kW	kBtu/h	kW
FTXS15L + FTXS15L	60.8	21.99	1.95	26.42	2.05	30.85	2.15	35.27	2.24	40.58	2.36	44.12	2.44	48.55	2.54
	64.4	21.45	1.97	25.88	2.07	30.30	2.17	34.73	2.27	40.04	2.39	43.58	2.47	48.01	2.57
	68.0	20.91	1.99	25.34	2.09	29.76	2.19	34.19	2.29	39.50	2.41	43.04	2.49	47.47	2.59
	70.0	20.61	2.00	25.04	2.10	29.46	2.20	33.89	2.30	39.20	2.42	42.74	2.50	47.17	2.60
	71.6	20.37	2.01	24.79	2.11	29.22	2.21	33.65	2.31	38.96	2.43	42.50	2.51	46.93	2.61
	75.2	19.83	2.03	24.25	2.13	28.68	2.23	33.11	2.33	38.42	2.45	41.96	2.53	46.39	2.63
CDXS15L + FTXS15L	60.8	20.70	1.91	24.87	2.00	29.04	2.10	33.20	2.20	38.20	2.32	41.54	2.39	45.70	2.49
	64.4	20.19	1.93	24.36	2.02	28.53	2.12	32.69	2.22	37.69	2.34	41.03	2.41	45.19	2.51
	68.0	19.68	1.95	23.85	2.05	28.02	2.14	32.18	2.24	37.18	2.36	40.52	2.44	44.68	2.53
	70.0	19.40	1.96	23.57	2.06	27.73	2.16	31.90	2.25	36.90	2.37	40.23	2.45	44.40	2.55
	71.6	19.17	1.97	23.34	2.07	27.51	2.16	31.67	2.26	36.67	2.38	40.01	2.46	44.17	2.56
	75.2	18.66	1.99	22.83	2.09	27.00	2.19	31.16	2.28	36.16	2.40	39.50	2.48	43.66	2.58
CDXS15L + CDXS15L	60.8	19.36	2.07	23.25	2.17	27.15	2.28	31.04	2.38	35.72	2.51	38.83	2.60	42.73	2.70
	64.4	18.88	2.09	22.77	2.20	26.67	2.30	30.57	2.41	35.24	2.53	38.36	2.62	42.25	2.72
	68.0	18.40	2.11	22.30	2.22	26.19	2.32	30.09	2.43	34.76	2.56	37.88	2.64	41.78	2.75
	70.0	18.14	2.13	22.03	2.23	25.93	2.34	29.83	2.44	34.50	2.57	37.62	2.65	41.51	2.76
	71.6	17.93	2.14	21.82	2.24	25.72	2.35	29.61	2.45	34.29	2.58	37.40	2.66	41.30	2.77
	75.2	17.45	2.16	21.35	2.26	25.24	2.37	29.14	2.48	33.81	2.60	36.93	2.69	40.82	2.79
FTXS15L + FTXS18L	60.8	23.06	2.10	27.70	2.21	32.34	2.31	36.98	2.42	42.55	2.55	46.26	2.64	50.90	2.74
	64.4	22.49	2.12	27.13	2.23	31.77	2.34	36.41	2.44	41.98	2.57	45.70	2.66	50.34	2.77
	68.0	21.92	2.15	26.56	2.25	31.21	2.36	35.85	2.47	41.42	2.60	45.13	2.68	49.77	2.79
	70.0	21.61	2.16	26.25	2.27	30.89	2.37	35.53	2.48	41.10	2.61	44.81	2.70	49.45	2.80
	71.6	21.36	2.17	26.00	2.28	30.64	2.38	35.28	2.49	40.85	2.62	44.56	2.71	49.20	2.81
	75.2	20.79	2.19	25.43	2.30	30.07	2.41	34.71	2.51	40.28	2.64	43.99	2.73	48.63	2.84
FTXS15L + CDXS18L	60.8	21.94	2.12	26.35	2.23	30.77	2.34	35.18	2.45	40.48	2.58	44.01	2.67	48.43	2.77
	64.4	21.40	2.15	25.81	2.26	30.23	2.36	34.64	2.47	39.94	2.60	43.47	2.69	47.89	2.80
	68.0	20.86	2.17	25.27	2.28	29.69	2.39	34.10	2.50	39.40	2.63	42.93	2.71	47.35	2.82
	70.0	20.56	2.18	24.97	2.29	29.39	2.40	33.80	2.51	39.10	2.64	42.63	2.73	47.05	2.84
	71.6	20.32	2.19	24.73	2.30	29.15	2.41	33.56	2.52	38.86	2.65	42.39	2.74	46.81	2.85
	75.2	19.78	2.22	24.19	2.33	28.61	2.44	33.02	2.54	38.32	2.67	41.85	2.76	46.27	2.87
CDXS15L + FTXS18L	60.8	21.94	2.12	26.35	2.23	30.77	2.34	35.18	2.45	40.48	2.58	44.01	2.67	48.43	2.77
	64.4	21.40	2.15	25.81	2.26	30.23	2.36	34.64	2.47	39.94	2.60	43.47	2.69	47.89	2.80
	68.0	20.86	2.17	25.27	2.28	29.69	2.39	34.10	2.50	39.40	2.63	42.93	2.71	47.35	2.82
	70.0	20.56	2.18	24.97	2.29	29.39	2.40	33.80	2.51	39.10	2.64	42.63	2.73	47.05	2.84
	71.6	20.32	2.19	24.73	2.30	29.15	2.41	33.56	2.52	38.86	2.65	42.39	2.74	46.81	2.85
	75.2	19.78	2.22	24.19	2.33	28.61	2.44	33.02	2.54	38.32	2.67	41.85	2.76	46.27	2.87
CDXS15L + CDXS18L	60.8	20.76	2.29	24.94	2.41	29.11	2.53	33.29	2.64	38.31	2.78	41.65	2.88	45.83	3.00
	64.4	20.25	2.32	24.43	2.43	28.60	2.55	32.78	2.67	37.79	2.81	41.14	2.90	45.32	3.02
	68.0	19.74	2.34	23.91	2.46	28.09	2.58	32.27	2.69	37.28	2.84	40.63	2.93	44.80	3.05
	70.0	19.45	2.36	23.63	2.47	27.81	2.59	31.99	2.71	37.00	2.85	40.34	2.94	44.52	3.06
	71.6	19.23	2.37	23.40	2.49	27.58	2.60	31.76	2.72	36.77	2.86	40.12	2.96	44.29	3.07
	75.2	18.71	2.39	22.89	2.51	27.07	2.63	31.25	2.75	36.26	2.89	39.60	2.98	43.78	3.10
FTXS15L + FTXS24L	60.8	24.12	2.36	28.98	2.48	33.84	2.61	38.69	2.73	44.52	2.87	48.40	2.97	53.26	3.09
	64.4	23.53	2.39	28.39	2.51	33.24	2.63	38.10	2.75	43.92	2.90	47.81	3.00	52.66	3.12
	68.0	22.94	2.42	27.79	2.54	32.65	2.66	37.50	2.78	43.33	2.93	47.21	3.02	52.07	3.14
	70.0	22.61	2.43	27.46	2.55	32.32	2.67	37.17	2.79	43.00	2.94	46.88	3.04	51.74	3.16
	71.6	22.34	2.44	27.20	2.56	32.05	2.69	36.91	2.81	42.74	2.95	46.62	3.05	51.48	3.17
	75.2	21.75	2.47	26.60	2.59	31.46	2.71	36.32	2.83	42.14	2.98	46.03	3.08	50.88	3.20

Combination (Capacity)	Indoor air temp. EDB	Outdoor air temp.:EWB													
		5.0		14.0		23.0		32.0		43.0		50.0		59.0	
		TC	PI	TC	PI	TC	PI	TC	PI	TC	PI	TC	PI	TC	PI
		kBtu/h	kW	kBtu/h	kW	kBtu/h	kW	kBtu/h	kW	kBtu/h	kW	kBtu/h	kW	kBtu/h	kW
FTXS15L + CDXS24L	60.8	23.17	2.31	27.83	2.43	32.50	2.54	37.16	2.66	42.76	2.80	46.49	2.90	51.15	3.02
	64.4	22.60	2.33	27.26	2.45	31.93	2.57	36.59	2.69	42.19	2.83	45.92	2.92	50.58	3.04
	68.0	22.03	2.36	26.69	2.48	31.36	2.60	36.02	2.71	41.62	2.86	45.35	2.95	50.01	3.07
	70.0	21.71	2.37	26.38	2.49	31.04	2.61	35.70	2.73	41.30	2.87	45.03	2.96	49.69	3.08
	71.6	21.46	2.39	26.12	2.50	30.79	2.62	35.45	2.74	41.05	2.88	44.78	2.98	49.44	3.09
	75.2	20.89	2.41	25.55	2.53	30.22	2.65	34.88	2.77	40.48	2.91	44.21	3.00	48.87	3.12
CDXS15L + FTXS24L	60.8	23.17	2.26	27.83	2.38	32.50	2.49	37.16	2.61	42.76	2.75	46.49	2.84	51.15	2.95
	64.4	22.60	2.28	27.26	2.40	31.93	2.52	36.59	2.63	42.19	2.77	45.92	2.86	50.58	2.98
	68.0	22.03	2.31	26.69	2.43	31.36	2.54	36.02	2.66	41.62	2.80	45.35	2.89	50.01	3.00
	70.0	21.71	2.32	26.38	2.44	31.04	2.56	35.70	2.67	41.30	2.81	45.03	2.90	49.69	3.02
	71.6	21.46	2.34	26.12	2.45	30.79	2.57	35.45	2.68	41.05	2.82	44.78	2.91	49.44	3.03
	75.2	20.89	2.36	25.55	2.48	30.22	2.59	34.88	2.71	40.48	2.85	44.21	2.94	48.87	3.05
CDXS15L + CDXS24L	60.8	22.16	2.50	26.62	2.63	31.08	2.76	35.54	2.88	40.89	3.04	44.46	3.14	48.92	3.27
	64.4	21.62	2.53	26.08	2.66	30.54	2.78	35.00	2.91	40.35	3.07	43.92	3.17	48.38	3.30
	68.0	21.07	2.56	25.53	2.68	29.99	2.81	34.45	2.94	39.80	3.09	43.37	3.20	47.83	3.32
	70.0	20.77	2.57	25.23	2.70	29.69	2.83	34.15	2.96	39.50	3.11	43.07	3.21	47.53	3.34
	71.6	20.52	2.58	24.98	2.71	29.45	2.84	33.91	2.97	39.26	3.12	42.83	3.22	47.29	3.35
	75.2	19.98	2.61	24.44	2.74	28.90	2.87	33.36	3.00	38.71	3.15	42.28	3.25	46.74	3.38
FTXS18L + FTXS18L	60.8	24.12	2.31	28.98	2.43	33.84	2.54	38.69	2.66	44.52	2.80	48.40	2.90	53.26	3.02
	64.4	23.53	2.33	28.39	2.45	33.24	2.57	38.10	2.69	43.92	2.83	47.81	2.92	52.66	3.04
	68.0	22.94	2.36	27.79	2.48	32.65	2.60	37.50	2.71	43.33	2.86	47.21	2.95	52.07	3.07
	70.0	22.61	2.37	27.46	2.49	32.32	2.61	37.17	2.73	43.00	2.87	46.88	2.96	51.74	3.08
	71.6	22.34	2.39	27.20	2.50	32.05	2.62	36.91	2.74	42.74	2.88	46.62	2.98	51.48	3.09
	75.2	21.75	2.41	26.60	2.53	31.46	2.65	36.32	2.77	42.14	2.91	46.03	3.00	50.88	3.12
CDXS18L + FTXS18L	60.8	23.17	2.32	27.83	2.44	32.50	2.56	37.16	2.68	42.76	2.82	46.49	2.92	51.15	3.04
	64.4	22.60	2.35	27.26	2.47	31.93	2.59	36.59	2.71	42.19	2.85	45.92	2.94	50.58	3.06
	68.0	22.03	2.38	26.69	2.49	31.36	2.61	36.02	2.73	41.62	2.88	45.35	2.97	50.01	3.09
	70.0	21.71	2.39	26.38	2.51	31.04	2.63	35.70	2.75	41.30	2.89	45.03	2.99	49.69	3.10
	71.6	21.46	2.40	26.12	2.52	30.79	2.64	35.45	2.76	41.05	2.90	44.78	3.00	49.44	3.12
	75.2	20.89	2.43	25.55	2.55	30.22	2.67	34.88	2.78	40.48	2.93	44.21	3.02	48.87	3.14
CDXS18L + CDXS18L	60.8	22.16	2.85	26.62	3.00	31.08	3.15	35.54	3.29	40.89	3.47	44.46	3.59	48.92	3.73
	64.4	21.62	2.89	26.08	3.03	30.54	3.18	35.00	3.32	40.35	3.50	43.92	3.62	48.38	3.76
	68.0	21.07	2.92	25.53	3.06	29.99	3.21	34.45	3.36	39.80	3.53	43.37	3.65	47.83	3.80
	70.0	20.77	2.94	25.23	3.08	29.69	3.23	34.15	3.37	39.50	3.55	43.07	3.67	47.53	3.81
	71.6	20.52	2.95	24.98	3.10	29.45	3.24	33.91	3.39	39.26	3.56	42.83	3.68	47.29	3.83
	75.2	19.98	2.98	24.44	3.13	28.90	3.27	33.36	3.42	38.71	3.60	42.28	3.71	44.91	3.50
FTXS18L + FTXS24L	60.8	24.12	2.37	28.98	2.49	33.84	2.61	38.69	2.74	44.52	2.88	48.40	2.98	53.26	3.10
	64.4	23.53	2.40	28.39	2.52	33.24	2.64	38.10	2.76	43.92	2.91	47.81	3.01	52.66	3.13
	68.0	22.94	2.43	27.79	2.55	32.65	2.67	37.50	2.79	43.33	2.94	47.21	3.03	52.07	3.15
	70.0	22.61	2.44	27.46	2.56	32.32	2.68	37.17	2.80	43.00	2.95	46.88	3.05	51.74	3.17
	71.6	22.34	2.45	27.20	2.57	32.05	2.69	36.91	2.82	42.74	2.96	46.62	3.06	51.48	3.18
	75.2	21.75	2.48	26.60	2.60	31.46	2.72	36.32	2.84	42.14	2.99	46.03	3.09	50.88	3.21
FTXS18L + CDXS24L	60.8	23.17	2.30	27.83	2.42	32.50	2.54	37.16	2.65	42.76	2.79	46.49	2.89	51.15	3.01
	64.4	22.60	2.33	27.26	2.44	31.93	2.56	36.59	2.68	42.19	2.82	45.92	2.91	50.58	3.03
	68.0	22.03	2.35	26.69	2.47	31.36	2.59	36.02	2.70	41.62	2.85	45.35	2.94	50.01	3.06
	70.0	21.71	2.37	26.38	2.48	31.04	2.60	35.70	2.72	41.30	2.86	45.03	2.95	49.69	3.07
	71.6	21.46	2.38	26.12	2.49	30.79	2.61	35.45	2.73	41.05	2.87	44.78	2.97	49.44	3.08
	75.2	20.89	2.40	25.55	2.52	30.22	2.64	34.88	2.76	40.48	2.90	44.21	2.99	48.87	3.11

Combination (Capacity)	Indoor air temp. EDB	Outdoor air temp.:EWB													
		5.0		14.0		23.0		32.0		43.0		50.0		59.0	
		TC	PI	TC	PI	TC	PI	TC	PI	TC	PI	TC	PI	TC	PI
		kBtu/h	kW	kBtu/h	kW	kBtu/h	kW	kBtu/h	kW	kBtu/h	kW	kBtu/h	kW	kBtu/h	kW
CDXS18L + FTXS24L	60.8	23.17	2.25	27.83	2.37	32.50	2.48	37.16	2.60	42.76	2.74	46.49	2.83	51.15	2.94
	64.4	22.60	2.28	27.26	2.39	31.93	2.51	36.59	2.62	42.19	2.76	45.92	2.85	50.58	2.97
	68.0	22.03	2.30	26.69	2.42	31.36	2.53	36.02	2.65	41.62	2.79	45.35	2.88	50.01	2.99
	70.0	21.71	2.32	26.38	2.43	31.04	2.55	35.70	2.66	41.30	2.80	45.03	2.89	49.69	3.01
	71.6	21.46	2.33	26.12	2.44	30.79	2.56	35.45	2.67	41.05	2.81	44.78	2.90	49.44	3.02
	75.2	20.89	2.35	25.55	2.47	30.22	2.58	34.88	2.70	40.48	2.84	44.21	2.93	48.87	3.04
CDXS18L + CDXS24L	60.8	22.16	2.49	26.62	2.62	31.08	2.75	35.54	2.88	40.89	3.03	44.46	3.13	48.92	3.26
	64.4	21.62	2.52	26.08	2.65	30.54	2.78	35.00	2.90	40.35	3.06	43.92	3.16	48.38	3.29
	68.0	21.07	2.55	25.53	2.68	29.99	2.80	34.45	2.93	39.80	3.08	43.37	3.19	47.83	3.31
	70.0	20.77	2.56	25.23	2.69	29.69	2.82	34.15	2.95	39.50	3.10	43.07	3.20	47.53	3.33
	71.6	20.52	2.58	24.98	2.70	29.45	2.83	33.91	2.96	39.26	3.11	42.83	3.21	47.29	3.34
	75.2	19.98	2.60	24.44	2.73	28.90	2.86	33.36	2.99	38.71	3.14	42.28	3.24	46.74	3.37
FTXS24L + FTXS24L	60.8	20.48	1.81	24.60	1.90	28.72	1.99	32.84	2.09	37.79	2.20	41.09	2.27	45.21	2.36
	64.4	19.97	1.83	24.10	1.92	28.22	2.01	32.34	2.11	37.28	2.22	40.58	2.29	44.70	2.39
	68.0	19.47	1.85	23.59	1.94	27.71	2.03	31.83	2.13	36.78	2.24	40.08	2.31	44.20	2.41
	70.0	19.19	1.86	23.31	1.95	27.43	2.05	31.55	2.14	36.50	2.25	39.80	2.32	43.92	2.42
	71.6	18.97	1.87	23.09	1.96	27.21	2.06	31.33	2.15	36.28	2.26	39.57	2.33	43.69	2.43
	75.2	18.46	1.89	22.58	1.98	26.70	2.08	30.83	2.17	35.77	2.28	39.07	2.35	43.19	2.45
CDXS24L + FTXS24L	60.8	23.17	2.24	27.83	2.35	32.50	2.46	37.16	2.58	42.76	2.72	46.49	2.81	51.15	2.92
	64.4	22.60	2.26	27.26	2.37	31.93	2.49	36.59	2.60	42.19	2.74	45.92	2.83	50.58	2.95
	68.0	22.03	2.29	26.69	2.40	31.36	2.51	36.02	2.63	41.62	2.77	45.35	2.86	50.01	2.97
	70.0	21.71	2.30	26.38	2.41	31.04	2.53	35.70	2.64	41.30	2.78	45.03	2.87	49.69	2.99
	71.6	21.46	2.31	26.12	2.42	30.79	2.54	35.45	2.65	41.05	2.79	44.78	2.88	49.44	3.00
	75.2	20.89	2.34	25.55	2.45	30.22	2.56	34.88	2.68	40.48	2.82	44.21	2.91	48.87	3.02
CDXS24L + CDXS24L	60.8	22.16	2.40	26.62	2.53	31.08	2.65	35.54	2.77	40.89	2.92	44.46	3.02	48.92	3.14
	64.4	21.62	2.43	26.08	2.55	30.54	2.68	35.00	2.80	40.35	2.95	43.92	3.05	48.38	3.17
	68.0	21.07	2.46	25.53	2.58	29.99	2.70	34.45	2.83	39.80	2.98	43.37	3.07	47.83	3.20
	70.0	20.77	2.47	25.23	2.60	29.69	2.72	34.15	2.84	39.50	2.99	43.07	3.09	47.53	3.21
	71.6	20.52	2.48	24.98	2.61	29.45	2.73	33.91	2.85	39.26	3.00	42.83	3.10	47.29	3.22
	75.2	19.98	2.51	24.44	2.63	28.90	2.76	33.36	2.88	38.71	3.03	42.28	3.13	46.74	3.25
CTXS07L + CTXS07L + CTXS07L	60.8	16.66	1.21	20.02	1.28	23.37	1.34	26.72	1.40	30.75	1.48	33.43	1.52	36.78	1.59
	64.4	16.25	1.23	19.61	1.29	22.96	1.35	26.31	1.41	30.34	1.49	33.02	1.54	36.37	1.60
	68.0	15.84	1.24	19.20	1.30	22.55	1.37	25.90	1.43	29.93	1.50	32.61	1.55	35.96	1.61
	70.0	15.61	1.25	18.97	1.31	22.32	1.37	25.68	1.44	29.70	1.51	32.38	1.56	35.74	1.62
	71.6	15.43	1.25	18.79	1.32	22.14	1.38	25.49	1.44	29.52	1.52	32.20	1.57	35.55	1.63
	75.2	15.02	1.27	18.38	1.33	21.73	1.39	25.08	1.46	29.11	1.53	31.79	1.58	35.14	1.64
CTXS07L + CTXS07L + FTXS09L	60.8	18.46	1.42	22.17	1.50	25.89	1.57	29.60	1.64	34.06	1.73	37.03	1.79	40.75	1.86
	64.4	18.00	1.44	21.72	1.51	25.43	1.58	29.15	1.66	33.61	1.75	36.58	1.80	40.29	1.88
	68.0	17.55	1.46	21.26	1.53	24.98	1.60	28.69	1.67	33.15	1.76	36.12	1.82	39.84	1.89
	70.0	17.30	1.46	21.01	1.54	24.73	1.61	28.44	1.68	32.90	1.77	35.87	1.83	39.59	1.90
	71.6	17.10	1.47	20.81	1.54	24.53	1.62	28.24	1.69	32.70	1.78	35.67	1.84	39.39	1.91
	75.2	16.64	1.49	20.36	1.56	24.07	1.63	27.79	1.71	32.24	1.79	35.22	1.85	38.93	1.92
CTXS07L + CTXS07L + FDXS09L	60.8	17.73	1.41	21.30	1.48	24.86	1.55	28.43	1.62	32.72	1.71	35.57	1.77	39.14	1.84
	64.4	17.29	1.42	20.86	1.49	24.43	1.57	28.00	1.64	32.28	1.73	35.13	1.78	38.70	1.86
	68.0	16.86	1.44	20.42	1.51	23.99	1.58	27.56	1.65	31.84	1.74	34.70	1.80	38.27	1.87
	70.0	16.61	1.45	20.18	1.52	23.75	1.59	27.32	1.66	31.60	1.75	34.45	1.81	38.02	1.88
	71.6	16.42	1.45	19.99	1.53	23.56	1.60	27.12	1.67	31.41	1.76	34.26	1.81	37.83	1.89
	75.2	15.98	1.47	19.55	1.54	23.12	1.61	26.69	1.69	30.97	1.77	33.82	1.83	37.39	1.90

Combination (Capacity)	Indoor air temp. EDB	Outdoor air temp.:EWB													
		5.0		14.0		23.0		32.0		43.0		50.0		59.0	
		TC	PI	TC	PI	TC	PI	TC	PI	TC	PI	TC	PI	TC	PI
		kBtu/h	kW	kBtu/h	kW	kBtu/h	kW	kBtu/h	kW	kBtu/h	kW	kBtu/h	kW	kBtu/h	kW
CTXS07L + CTXS07L + FTXS12L	60.8	20.53	1.72	24.67	1.81	28.80	1.90	32.93	1.98	37.89	2.09	41.20	2.16	45.33	2.25
	64.4	20.03	1.74	24.16	1.83	28.29	1.92	32.43	2.00	37.39	2.11	40.69	2.18	44.83	2.27
	68.0	19.52	1.76	23.66	1.85	27.79	1.94	31.92	2.02	36.88	2.13	40.19	2.20	44.32	2.29
	70.0	19.24	1.77	23.38	1.86	27.51	1.95	31.64	2.03	36.60	2.14	39.91	2.21	44.04	2.30
	71.6	19.02	1.78	23.15	1.87	27.28	1.95	31.42	2.04	36.38	2.15	39.68	2.22	43.81	2.31
	75.2	18.51	1.80	22.65	1.89	26.78	1.97	30.91	2.06	35.87	2.17	39.18	2.24	43.31	2.33
CTXS07L + CTXS07L + FDXS12L	60.8	19.52	1.67	23.45	1.76	27.38	1.84	31.31	1.93	36.03	2.03	39.17	2.10	43.10	2.19
	64.4	19.04	1.69	22.97	1.78	26.90	1.86	30.83	1.95	35.55	2.05	38.69	2.12	42.62	2.21
	68.0	18.56	1.71	22.49	1.80	26.42	1.88	30.35	1.97	35.07	2.07	38.21	2.14	42.14	2.22
	70.0	18.30	1.72	22.23	1.81	26.15	1.89	30.08	1.98	34.80	2.08	37.94	2.15	41.87	2.23
	71.6	18.08	1.73	22.01	1.81	25.94	1.90	29.87	1.99	34.59	2.09	37.73	2.16	41.66	2.24
	75.2	17.60	1.75	21.53	1.83	25.46	1.92	29.39	2.00	34.11	2.11	37.25	2.18	41.18	2.26
CTXS07L + CTXS07L + FTXS15L	60.8	21.60	1.90	25.95	1.99	30.29	2.09	34.64	2.19	39.86	2.31	43.34	2.38	47.68	2.48
	64.4	21.07	1.92	25.42	2.02	29.76	2.11	34.11	2.21	39.33	2.33	42.80	2.40	47.15	2.50
	68.0	20.54	1.94	24.88	2.04	29.23	2.13	33.58	2.23	38.80	2.35	42.27	2.43	46.62	2.52
	70.0	20.24	1.95	24.59	2.05	28.94	2.15	33.28	2.24	38.50	2.36	41.98	2.44	46.33	2.53
	71.6	20.00	1.96	24.35	2.06	28.70	2.16	33.05	2.25	38.26	2.37	41.74	2.45	46.09	2.54
	75.2	19.47	1.98	23.82	2.08	28.17	2.18	32.52	2.27	37.73	2.39	41.21	2.47	45.56	2.57
CTXS07L + CTXS07L + CDXS15L	60.8	20.70	1.88	24.87	1.98	29.04	2.07	33.20	2.17	38.20	2.29	41.54	2.36	45.70	2.46
	64.4	20.19	1.90	24.36	2.00	28.53	2.10	32.69	2.19	37.69	2.31	41.03	2.38	45.19	2.48
	68.0	19.68	1.92	23.85	2.02	28.02	2.12	32.18	2.21	37.18	2.33	40.52	2.41	44.68	2.50
	70.0	19.40	1.94	23.57	2.03	27.73	2.13	31.90	2.22	36.90	2.34	40.23	2.42	44.40	2.51
	71.6	19.17	1.94	23.34	2.04	27.51	2.14	31.67	2.23	36.67	2.35	40.01	2.43	44.17	2.52
	75.2	18.66	1.97	22.83	2.06	27.00	2.16	31.16	2.25	36.16	2.37	39.50	2.45	43.66	2.54
CTXS07L + CTXS07L + FTXS18L	60.8	22.72	2.09	27.29	2.20	31.87	2.30	36.44	2.41	41.93	2.54	45.59	2.63	50.16	2.73
	64.4	22.16	2.11	26.74	2.22	31.31	2.33	35.88	2.44	41.37	2.56	45.03	2.65	49.60	2.76
	68.0	21.60	2.14	26.18	2.24	30.75	2.35	35.32	2.46	40.81	2.59	44.47	2.67	49.04	2.78
	70.0	21.29	2.15	25.87	2.26	30.44	2.36	35.01	2.47	40.50	2.60	44.16	2.69	48.73	2.79
	71.6	21.04	2.16	25.62	2.27	30.19	2.37	34.76	2.48	40.25	2.61	43.91	2.70	48.48	2.80
	75.2	20.48	2.18	25.06	2.29	29.63	2.40	34.20	2.51	39.69	2.63	43.35	2.72	47.92	2.83
CTXS07L + CTXS07L + CDXS18L	60.8	21.94	2.06	26.35	2.16	30.77	2.27	35.18	2.37	40.48	2.50	44.01	2.59	48.43	2.69
	64.4	21.40	2.08	25.81	2.19	30.23	2.29	34.64	2.40	39.94	2.52	43.47	2.61	47.89	2.71
	68.0	20.86	2.10	25.27	2.21	29.69	2.32	34.10	2.42	39.40	2.55	42.93	2.63	47.35	2.74
	70.0	20.56	2.12	24.97	2.22	29.39	2.33	33.80	2.43	39.10	2.56	42.63	2.64	47.05	2.75
	71.6	20.32	2.13	24.73	2.23	29.15	2.34	33.56	2.44	38.86	2.57	42.39	2.65	46.81	2.76
	75.2	19.78	2.15	24.19	2.26	28.61	2.36	33.02	2.47	38.32	2.59	41.85	2.68	46.27	2.78
CTXS07L + CTXS07L + FTXS24L	60.8	24.12	2.40	28.98	2.52	33.84	2.64	38.69	2.76	44.52	2.91	48.40	3.01	53.26	3.13
	64.4	23.53	2.42	28.39	2.55	33.24	2.67	38.10	2.79	43.92	2.94	47.81	3.04	52.66	3.16
	68.0	22.94	2.45	27.79	2.57	32.65	2.70	37.50	2.82	43.33	2.97	47.21	3.06	52.07	3.19
	70.0	22.61	2.46	27.46	2.59	32.32	2.71	37.17	2.83	43.00	2.98	46.88	3.08	51.74	3.20
	71.6	22.34	2.48	27.20	2.60	32.05	2.72	36.91	2.84	42.74	2.99	46.62	3.09	51.48	3.21
	75.2	21.75	2.50	26.60	2.63	31.46	2.75	36.32	2.87	42.14	3.02	46.03	3.12	50.88	3.24
CTXS07L + CTXS07L + CDXS24L	60.8	23.45	2.32	28.17	2.43	32.89	2.55	37.61	2.67	43.27	2.81	47.05	2.91	51.77	3.03
	64.4	22.87	2.34	27.59	2.46	32.31	2.58	37.03	2.70	42.70	2.84	46.47	2.93	51.19	3.05
	68.0	22.30	2.37	27.02	2.49	31.74	2.60	36.46	2.72	42.12	2.87	45.90	2.96	50.62	3.08
	70.0	21.98	2.38	26.70	2.50	31.42	2.62	36.14	2.74	41.80	2.88	45.58	2.97	50.30	3.09
	71.6	21.72	2.39	26.44	2.51	31.16	2.63	35.88	2.75	41.54	2.89	45.32	2.99	50.04	3.11
	75.2	21.14	2.42	25.86	2.54	30.58	2.66	35.30	2.78	40.97	2.92	44.74	3.01	49.46	3.13

Combination (Capacity)	Indoor air temp. EDB	Outdoor air temp.:EWB													
		5.0		14.0		23.0		32.0		43.0		50.0		59.0	
		TC	PI	TC	PI	TC	PI	TC	PI	TC	PI	TC	PI	TC	PI
		kBtu/h	kW	kBtu/h	kW	kBtu/h	kW	kBtu/h	kW	kBtu/h	kW	kBtu/h	kW	kBtu/h	kW
CTXS07L + FTXS09L + FTXS09L	60.8	20.20	1.65	24.26	1.73	28.33	1.82	32.39	1.90	37.27	2.00	40.52	2.07	44.59	2.15
	64.4	19.70	1.67	23.77	1.75	27.83	1.84	31.90	1.92	36.77	2.02	40.03	2.09	44.09	2.17
	68.0	19.20	1.69	23.27	1.77	27.33	1.85	31.40	1.94	36.28	2.04	39.53	2.11	43.59	2.19
	70.0	18.93	1.70	22.99	1.78	27.06	1.86	31.12	1.95	36.00	2.05	39.25	2.12	43.32	2.20
	71.6	18.71	1.70	22.77	1.79	26.84	1.87	30.90	1.96	35.78	2.06	39.03	2.13	43.10	2.21
	75.2	18.21	1.72	22.27	1.81	26.34	1.89	30.40	1.98	35.28	2.08	38.53	2.14	42.60	2.23
CTXS07L + FTXS09L + FDXS09L	60.8	19.13	1.58	22.98	1.67	26.83	1.75	30.68	1.83	35.30	1.92	38.38	1.99	42.23	2.07
	64.4	18.66	1.60	22.51	1.68	26.36	1.76	30.21	1.85	34.83	1.94	37.91	2.01	41.76	2.09
	68.0	18.19	1.62	22.04	1.70	25.89	1.78	29.74	1.86	34.36	1.96	37.44	2.03	41.29	2.11
	70.0	17.93	1.63	21.78	1.71	25.63	1.79	29.48	1.87	34.10	1.97	37.18	2.03	41.03	2.12
	71.6	17.72	1.64	21.57	1.72	25.42	1.80	29.27	1.88	33.89	1.98	36.97	2.04	40.82	2.12
	75.2	17.25	1.65	21.10	1.74	24.95	1.82	28.80	1.90	33.42	2.00	36.50	2.06	40.35	2.14
CTXS07L + FDXS09L + FDXS09L	60.8	18.12	1.55	21.77	1.63	25.42	1.71	29.06	1.79	33.44	1.89	36.36	1.95	40.00	2.03
	64.4	17.68	1.57	21.32	1.65	24.97	1.73	28.62	1.81	32.99	1.90	35.91	1.97	39.56	2.05
	68.0	17.23	1.59	20.88	1.67	24.52	1.75	28.17	1.82	32.55	1.92	35.47	1.98	39.11	2.06
	70.0	16.98	1.60	20.63	1.68	24.28	1.76	27.92	1.83	32.30	1.93	35.22	1.99	38.87	2.07
	71.6	16.78	1.60	20.43	1.68	24.08	1.76	27.73	1.84	32.10	1.94	35.02	2.00	38.67	2.08
	75.2	16.34	1.62	19.98	1.70	23.63	1.78	27.28	1.86	31.66	1.96	34.57	2.02	38.22	2.10
CTXS07L + FTXS09L + FTXS12L	60.8	21.26	1.83	25.54	1.92	29.82	2.01	34.10	2.11	39.24	2.22	42.66	2.29	46.94	2.39
	64.4	20.74	1.85	25.02	1.94	29.30	2.03	33.58	2.13	38.71	2.24	42.14	2.31	46.42	2.41
	68.0	20.22	1.87	24.50	1.96	28.78	2.05	33.06	2.15	38.19	2.26	41.61	2.33	45.89	2.43
	70.0	19.93	1.88	24.21	1.97	28.48	2.06	32.76	2.16	37.90	2.27	41.32	2.34	45.60	2.44
	71.6	19.69	1.89	23.97	1.98	28.25	2.07	32.53	2.17	37.67	2.28	41.09	2.35	45.37	2.45
	75.2	19.17	1.91	23.45	2.00	27.73	2.09	32.01	2.19	37.14	2.30	40.57	2.37	44.85	2.47
CTXS07L + FTXS09L + FDXS12L	60.8	20.31	1.76	24.40	1.85	28.48	1.94	32.57	2.03	37.48	2.14	40.75	2.21	44.84	2.30
	64.4	19.81	1.78	23.90	1.87	27.98	1.96	32.07	2.05	36.98	2.16	40.25	2.23	44.34	2.32
	68.0	19.31	1.80	23.40	1.89	27.48	1.98	31.57	2.07	36.48	2.18	39.75	2.25	43.84	2.34
	70.0	19.03	1.81	23.12	1.90	27.21	1.99	31.29	2.08	36.20	2.19	39.47	2.26	43.56	2.35
	71.6	18.81	1.82	22.90	1.91	26.99	2.00	31.07	2.09	35.98	2.20	39.25	2.27	43.34	2.36
	75.2	18.31	1.84	22.40	1.93	26.49	2.02	30.57	2.11	35.48	2.22	38.75	2.29	42.84	2.38
CTXS07L + FDXS09L + FTXS12L	60.8	20.31	1.74	24.40	1.83	28.48	1.92	32.57	2.01	37.48	2.12	40.75	2.19	44.84	2.28
	64.4	19.81	1.76	23.90	1.85	27.98	1.94	32.07	2.03	36.98	2.14	40.25	2.21	44.34	2.30
	68.0	19.31	1.78	23.40	1.87	27.48	1.96	31.57	2.05	36.48	2.16	39.75	2.23	43.84	2.32
	70.0	19.03	1.79	23.12	1.88	27.21	1.97	31.29	2.06	36.20	2.17	39.47	2.24	43.56	2.33
	71.6	18.81	1.80	22.90	1.89	26.99	1.98	31.07	2.07	35.98	2.18	39.25	2.25	43.34	2.34
	75.2	18.31	1.82	22.40	1.91	26.49	2.00	30.57	2.09	35.48	2.20	38.75	2.27	42.84	2.36
CTXS07L + FDXS09L + FDXS12L	60.8	19.36	1.76	23.25	1.85	27.15	1.94	31.04	2.03	35.72	2.14	38.83	2.21	42.73	2.30
	64.4	18.88	1.78	22.77	1.87	26.67	1.96	30.57	2.05	35.24	2.16	38.36	2.23	42.25	2.32
	68.0	18.40	1.80	22.30	1.89	26.19	1.98	30.09	2.07	34.76	2.18	37.88	2.25	41.78	2.34
	70.0	18.14	1.81	22.03	1.90	25.93	1.99	29.83	2.08	34.50	2.19	37.62	2.26	41.51	2.35
	71.6	17.93	1.82	21.82	1.91	25.72	2.00	29.61	2.09	34.29	2.20	37.40	2.27	41.30	2.36
	75.2	17.45	1.84	21.35	1.93	25.24	2.02	29.14	2.11	33.81	2.22	36.93	2.29	40.82	2.38
CTXS07L + FTXS09L + FTXS15L	60.8	22.33	2.07	26.82	2.17	31.32	2.28	35.81	2.38	41.20	2.51	44.80	2.60	49.29	2.70
	64.4	21.78	2.09	26.27	2.20	30.77	2.30	35.26	2.41	40.65	2.53	44.25	2.62	48.74	2.72
	68.0	21.23	2.11	25.72	2.22	30.22	2.32	34.71	2.43	40.11	2.56	43.70	2.64	48.19	2.75
	70.0	20.92	2.13	25.42	2.23	29.91	2.34	34.41	2.44	39.80	2.57	43.40	2.65	47.89	2.76
	71.6	20.68	2.14	25.17	2.24	29.67	2.35	34.16	2.45	39.56	2.58	43.15	2.66	47.65	2.77
	75.2	20.13	2.16	24.62	2.26	29.12	2.37	33.61	2.48	39.01	2.60	42.60	2.69	47.10	2.79

Combination (Capacity)	Indoor air temp. EDB	Outdoor air temp.:EWB													
		5.0		14.0		23.0		32.0		43.0		50.0		59.0	
		TC	PI	TC	PI	TC	PI	TC	PI	TC	PI	TC	PI	TC	PI
		kBtu/h	kW	kBtu/h	kW	kBtu/h	kW	kBtu/h	kW	kBtu/h	kW	kBtu/h	kW	kBtu/h	kW
CTXS07L + FTXS09L + CDXS15L	60.8	21.49	1.99	25.81	2.09	30.14	2.19	34.46	2.29	39.65	2.41	43.11	2.49	47.44	2.60
	64.4	20.96	2.01	25.28	2.11	29.61	2.21	33.93	2.31	39.12	2.44	42.58	2.52	46.91	2.62
	68.0	20.43	2.03	24.75	2.13	29.08	2.23	33.40	2.34	38.59	2.46	42.05	2.54	46.38	2.64
	70.0	20.14	2.04	24.46	2.14	28.79	2.25	33.11	2.35	38.30	2.47	41.76	2.55	46.08	2.65
	71.6	19.90	2.05	24.23	2.15	28.55	2.26	32.88	2.36	38.06	2.48	41.52	2.56	45.85	2.66
	75.2	19.37	2.07	23.70	2.18	28.02	2.28	32.35	2.38	37.54	2.50	41.00	2.58	45.32	2.69
CTXS07L + FDXS09L + FTXS15L	60.8	21.49	1.91	25.81	2.01	30.14	2.11	34.46	2.21	39.65	2.33	43.11	2.40	47.44	2.50
	64.4	20.96	1.94	25.28	2.03	29.61	2.13	33.93	2.23	39.12	2.35	42.58	2.43	46.91	2.52
	68.0	20.43	1.96	24.75	2.05	29.08	2.15	33.40	2.25	38.59	2.37	42.05	2.45	46.38	2.54
	70.0	20.14	1.97	24.46	2.07	28.79	2.16	33.11	2.26	38.30	2.38	41.76	2.46	46.08	2.56
	71.6	19.90	1.98	24.23	2.08	28.55	2.17	32.88	2.27	38.06	2.39	41.52	2.47	45.85	2.57
	75.2	19.37	2.00	23.70	2.10	28.02	2.20	32.35	2.29	37.54	2.41	41.00	2.49	45.32	2.59
CTXS07L + FDXS09L + CDXS15L	60.8	20.65	1.91	24.80	2.01	28.96	2.11	33.11	2.21	38.10	2.33	41.42	2.40	45.58	2.50
	64.4	20.14	1.94	24.29	2.03	28.45	2.13	32.60	2.23	37.59	2.35	40.91	2.43	45.07	2.52
	68.0	19.63	1.96	23.79	2.05	27.94	2.15	32.10	2.25	37.08	2.37	40.41	2.45	44.56	2.54
	70.0	19.35	1.97	23.50	2.07	27.66	2.16	31.81	2.26	36.80	2.38	40.12	2.46	44.28	2.56
	71.6	19.12	1.98	23.28	2.08	27.43	2.17	31.59	2.27	36.57	2.39	39.90	2.47	44.05	2.57
	75.2	18.61	2.00	22.77	2.10	26.92	2.20	31.08	2.29	36.07	2.41	39.39	2.49	43.55	2.59
CTXS07L + FTXS09L + FTXS18L	60.8	23.39	2.27	28.10	2.38	32.81	2.50	37.52	2.62	43.17	2.76	46.94	2.85	51.65	2.96
	64.4	22.82	2.29	27.53	2.41	32.24	2.52	36.95	2.64	42.60	2.78	46.36	2.87	51.07	2.99
	68.0	22.24	2.32	26.95	2.43	31.66	2.55	36.37	2.67	42.02	2.81	45.79	2.90	50.50	3.01
	70.0	21.92	2.33	26.63	2.45	31.34	2.56	36.05	2.68	41.70	2.82	45.47	2.91	50.18	3.03
	71.6	21.67	2.34	26.38	2.46	31.08	2.58	35.79	2.69	41.44	2.83	45.21	2.92	49.92	3.04
	75.2	21.09	2.37	25.80	2.49	30.51	2.60	35.22	2.72	40.87	2.86	44.64	2.95	49.34	3.07
CTXS07L + FTXS09L + CDXS18L	60.8	22.67	2.16	27.23	2.27	31.79	2.38	36.35	2.50	41.83	2.63	45.48	2.72	50.04	2.83
	64.4	22.11	2.19	26.67	2.30	31.23	2.41	35.79	2.52	41.27	2.65	44.92	2.74	49.48	2.85
	68.0	21.55	2.21	26.11	2.32	30.67	2.43	35.24	2.54	40.71	2.68	44.36	2.77	48.92	2.88
	70.0	21.24	2.22	25.80	2.34	30.36	2.45	34.93	2.56	40.40	2.69	44.05	2.78	48.61	2.89
	71.6	20.99	2.24	25.55	2.35	30.12	2.46	34.68	2.57	40.15	2.70	43.80	2.79	48.36	2.90
	75.2	20.43	2.26	25.00	2.37	29.56	2.48	34.12	2.59	39.59	2.73	43.24	2.81	47.81	2.92
CTXS07L + FDXS09L + FTXS18L	60.8	22.67	2.10	27.23	2.21	31.79	2.31	36.35	2.42	41.83	2.55	45.48	2.64	50.04	2.74
	64.4	22.11	2.12	26.67	2.23	31.23	2.34	35.79	2.44	41.27	2.57	44.92	2.66	49.48	2.77
	68.0	21.55	2.15	26.11	2.25	30.67	2.36	35.24	2.47	40.71	2.60	44.36	2.68	48.92	2.79
	70.0	21.24	2.16	25.80	2.27	30.36	2.37	34.93	2.48	40.40	2.61	44.05	2.70	48.61	2.80
	71.6	20.99	2.17	25.55	2.28	30.12	2.38	34.68	2.49	40.15	2.62	43.80	2.71	48.36	2.81
	75.2	20.43	2.19	25.00	2.30	29.56	2.41	34.12	2.51	39.59	2.64	43.24	2.73	47.81	2.84
CTXS07L + FDXS09L + CDXS18L	60.8	21.94	2.13	26.35	2.24	30.77	2.35	35.18	2.46	40.48	2.59	44.01	2.68	48.43	2.79
	64.4	21.40	2.15	25.81	2.26	30.23	2.37	34.64	2.48	39.94	2.61	43.47	2.70	47.89	2.81
	68.0	20.86	2.18	25.27	2.29	29.69	2.40	34.10	2.51	39.40	2.64	42.93	2.72	47.35	2.83
	70.0	20.56	2.19	24.97	2.30	29.39	2.41	33.80	2.52	39.10	2.65	42.63	2.74	47.05	2.85
	71.6	20.32	2.20	24.73	2.31	29.15	2.42	33.56	2.53	38.86	2.66	42.39	2.75	46.81	2.86
	75.2	19.78	2.23	24.19	2.34	28.61	2.44	33.02	2.55	38.32	2.68	41.85	2.77	46.27	2.88
CTXS07L + FTXS09L + FTXS24L	60.8	24.12	2.43	28.98	2.55	33.84	2.68	38.69	2.80	44.52	2.95	48.40	3.05	53.26	3.17
	64.4	23.53	2.46	28.39	2.58	33.24	2.70	38.10	2.83	43.92	2.98	47.81	3.08	52.66	3.20
	68.0	22.94	2.48	27.79	2.61	32.65	2.73	37.50	2.86	43.33	3.00	47.21	3.10	52.07	3.23
	70.0	22.61	2.50	27.46	2.62	32.32	2.75	37.17	2.87	43.00	3.02	46.88	3.12	51.74	3.24
	71.6	22.34	2.51	27.20	2.63	32.05	2.76	36.91	2.88	42.74	3.03	46.62	3.13	51.48	3.26
	75.2	21.75	2.54	26.60	2.66	31.46	2.79	36.32	2.91	42.14	3.06	46.03	3.16	50.88	3.28

Combination (Capacity)	Indoor air temp. EDB	Outdoor air temp.:EWB													
		5.0		14.0		23.0		32.0		43.0		50.0		59.0	
		TC	PI	TC	PI	TC	PI	TC	PI	TC	PI	TC	PI	TC	PI
		kBtu/h	kW	kBtu/h	kW	kBtu/h	kW	kBtu/h	kW	kBtu/h	kW	kBtu/h	kW	kBtu/h	kW
CTXS07L + FTXS09L + CDXS24L	60.8	23.45	2.31	28.17	2.43	32.89	2.54	37.61	2.66	43.27	2.80	47.05	2.90	51.77	3.02
	64.4	22.87	2.33	27.59	2.45	32.31	2.57	37.03	2.69	42.70	2.83	46.47	2.92	51.19	3.04
	68.0	22.30	2.36	27.02	2.48	31.74	2.60	36.46	2.71	42.12	2.86	45.90	2.95	50.62	3.07
	70.0	21.98	2.37	26.70	2.49	31.42	2.61	36.14	2.73	41.80	2.87	45.58	2.96	50.30	3.08
	71.6	21.72	2.39	26.44	2.50	31.16	2.62	35.88	2.74	41.54	2.88	45.32	2.98	50.04	3.09
	75.2	21.14	2.41	25.86	2.53	30.58	2.65	35.30	2.77	40.97	2.91	44.74	3.00	49.46	3.12
CTXS07L + FDXS09L + FTXS24L	60.8	23.45	2.28	28.17	2.39	32.89	2.51	37.61	2.62	43.27	2.76	47.05	2.86	51.77	2.97
	64.4	22.87	2.30	27.59	2.42	32.31	2.53	37.03	2.65	42.70	2.79	46.47	2.88	51.19	3.00
	68.0	22.30	2.33	27.02	2.44	31.74	2.56	36.46	2.68	42.12	2.82	45.90	2.91	50.62	3.03
	70.0	21.98	2.34	26.70	2.46	31.42	2.57	36.14	2.69	41.80	2.83	45.58	2.92	50.30	3.04
	71.6	21.72	2.35	26.44	2.47	31.16	2.58	35.88	2.70	41.54	2.84	45.32	2.93	50.04	3.05
	75.2	21.14	2.38	25.86	2.49	30.58	2.61	35.30	2.73	40.97	2.87	44.74	2.96	49.46	3.08
CTXS07L + FDXS09L + CDXS24L	60.8	22.83	2.27	27.43	2.38	32.03	2.50	36.62	2.62	42.14	2.76	45.81	2.85	50.41	2.96
	64.4	22.27	2.29	26.87	2.41	31.46	2.52	36.06	2.64	41.57	2.78	45.25	2.87	49.85	2.99
	68.0	21.71	2.32	26.31	2.43	30.90	2.55	35.50	2.67	41.01	2.81	44.69	2.90	49.28	3.01
	70.0	21.40	2.33	25.99	2.45	30.59	2.56	35.19	2.68	40.70	2.82	44.38	2.91	48.97	3.03
	71.6	21.15	2.34	25.74	2.46	30.34	2.58	34.94	2.69	40.45	2.83	44.13	2.92	48.72	3.04
	75.2	20.59	2.37	25.18	2.49	29.78	2.60	34.37	2.72	39.89	2.86	43.56	2.95	48.16	3.07
CTXS07L + FTXS12L + FTXS12L	60.8	22.33	1.98	26.82	2.08	31.32	2.18	35.81	2.28	41.20	2.40	44.80	2.48	49.29	2.59
	64.4	21.78	2.00	26.27	2.10	30.77	2.20	35.26	2.30	40.65	2.43	44.25	2.51	48.74	2.61
	68.0	21.23	2.02	25.72	2.12	30.22	2.22	34.71	2.33	40.11	2.45	43.70	2.53	48.19	2.63
	70.0	20.92	2.03	25.42	2.14	29.91	2.24	34.41	2.34	39.80	2.46	43.40	2.54	47.89	2.64
	71.6	20.68	2.04	25.17	2.15	29.67	2.25	34.16	2.35	39.56	2.47	43.15	2.55	47.65	2.65
	75.2	20.13	2.07	24.62	2.17	29.12	2.27	33.61	2.37	39.01	2.49	42.60	2.57	47.10	2.67
CTXS07L + FTXS12L + FDXS12L	60.8	21.49	1.93	25.81	2.03	30.14	2.13	34.46	2.23	39.65	2.34	43.11	2.42	47.44	2.52
	64.4	20.96	1.95	25.28	2.05	29.61	2.15	33.93	2.25	39.12	2.37	42.58	2.45	46.91	2.54
	68.0	20.43	1.97	24.75	2.07	29.08	2.17	33.40	2.27	38.59	2.39	42.05	2.47	46.38	2.57
	70.0	20.14	1.98	24.46	2.08	28.79	2.18	33.11	2.28	38.30	2.40	41.76	2.48	46.08	2.58
	71.6	19.90	1.99	24.23	2.09	28.55	2.19	32.88	2.29	38.06	2.41	41.52	2.49	45.85	2.59
	75.2	19.37	2.02	23.70	2.11	28.02	2.21	32.35	2.31	37.54	2.43	41.00	2.51	45.32	2.61
CTXS07L + FDXS12L + FDXS12L	60.8	20.65	1.95	24.80	2.05	28.96	2.15	33.11	2.24	38.10	2.36	41.42	2.44	45.58	2.54
	64.4	20.14	1.97	24.29	2.07	28.45	2.17	32.60	2.27	37.59	2.39	40.91	2.47	45.07	2.57
	68.0	19.63	1.99	23.79	2.09	27.94	2.19	32.10	2.29	37.08	2.41	40.41	2.49	44.56	2.59
	70.0	19.35	2.00	23.50	2.10	27.66	2.20	31.81	2.30	36.80	2.42	40.12	2.50	44.28	2.60
	71.6	19.12	2.01	23.28	2.11	27.43	2.21	31.59	2.31	36.57	2.43	39.90	2.51	44.05	2.61
	75.2	18.61	2.03	22.77	2.13	26.92	2.23	31.08	2.33	36.07	2.45	39.39	2.53	43.55	2.63
CTXS07L + FTXS12L + FTXS15L	60.8	23.39	2.28	28.10	2.39	32.81	2.51	37.52	2.62	43.17	2.76	46.94	2.86	51.65	2.97
	64.4	22.82	2.30	27.53	2.42	32.24	2.53	36.95	2.65	42.60	2.79	46.36	2.88	51.07	3.00
	68.0	22.24	2.33	26.95	2.44	31.66	2.56	36.37	2.68	42.02	2.82	45.79	2.91	50.50	3.03
	70.0	21.92	2.34	26.63	2.46	31.34	2.57	36.05	2.69	41.70	2.83	45.47	2.92	50.18	3.04
	71.6	21.67	2.35	26.38	2.47	31.08	2.58	35.79	2.70	41.44	2.84	45.21	2.93	49.92	3.05
	75.2	21.09	2.38	25.80	2.49	30.51	2.61	35.22	2.73	40.87	2.87	44.64	2.96	49.34	3.08
CTXS07L + FTXS12L + CDXS15L	60.8	22.67	2.17	27.23	2.28	31.79	2.39	36.35	2.50	41.83	2.64	45.48	2.73	50.04	2.84
	64.4	22.11	2.20	26.67	2.31	31.23	2.42	35.79	2.53	41.27	2.66	44.92	2.75	49.48	2.86
	68.0	21.55	2.22	26.11	2.33	30.67	2.44	35.24	2.55	40.71	2.69	44.36	2.78	48.92	2.89
	70.0	21.24	2.23	25.80	2.34	30.36	2.46	34.93	2.57	40.40	2.70	44.05	2.79	48.61	2.90
	71.6	20.99	2.24	25.55	2.36	30.12	2.47	34.68	2.58	40.15	2.71	43.80	2.80	48.36	2.91
	75.2	20.43	2.27	25.00	2.38	29.56	2.49	34.12	2.60	39.59	2.74	43.24	2.82	47.81	2.94

Combination (Capacity)	Indoor air temp. EDB	Outdoor air temp.:EWB													
		5.0		14.0		23.0		32.0		43.0		50.0		59.0	
		TC	PI	TC	PI	TC	PI	TC	PI	TC	PI	TC	PI	TC	PI
		kBtu/h	kW	kBtu/h	kW	kBtu/h	kW	kBtu/h	kW	kBtu/h	kW	kBtu/h	kW	kBtu/h	kW
CTXS07L + FDXS12L + FTXS15L	60.8	22.67	2.10	27.23	2.21	31.79	2.31	36.35	2.42	41.83	2.55	45.48	2.64	50.04	2.74
	64.4	22.11	2.12	26.67	2.23	31.23	2.34	35.79	2.44	41.27	2.57	44.92	2.66	49.48	2.77
	68.0	21.55	2.15	26.11	2.25	30.67	2.36	35.24	2.47	40.71	2.60	44.36	2.68	48.92	2.79
	70.0	21.24	2.16	25.80	2.27	30.36	2.37	34.93	2.48	40.40	2.61	44.05	2.70	48.61	2.80
	71.6	20.99	2.17	25.55	2.28	30.12	2.38	34.68	2.49	40.15	2.62	43.80	2.71	48.36	2.81
	75.2	20.43	2.19	25.00	2.30	29.56	2.41	34.12	2.51	39.59	2.64	43.24	2.73	47.81	2.84
CTXS07L + FDXS12L + CDXS15L	60.8	21.94	2.14	26.35	2.25	30.77	2.36	35.18	2.47	40.48	2.60	44.01	2.69	48.43	2.80
	64.4	21.40	2.16	25.81	2.27	30.23	2.38	34.64	2.49	39.94	2.62	43.47	2.71	47.89	2.82
	68.0	20.86	2.19	25.27	2.30	29.69	2.41	34.10	2.52	39.40	2.65	42.93	2.73	47.35	2.84
	70.0	20.56	2.20	24.97	2.31	29.39	2.42	33.80	2.53	39.10	2.66	42.63	2.75	47.05	2.86
	71.6	20.32	2.21	24.73	2.32	29.15	2.43	33.56	2.54	38.86	2.67	42.39	2.76	46.81	2.87
	75.2	19.78	2.23	24.19	2.34	28.61	2.45	33.02	2.56	38.32	2.69	41.85	2.78	46.27	2.89
CTXS07L + FTXS12L + FTXS18L	60.8	24.12	2.40	28.98	2.53	33.84	2.65	38.69	2.77	44.52	2.92	48.40	3.02	53.26	3.14
	64.4	23.53	2.43	28.39	2.55	33.24	2.68	38.10	2.80	43.92	2.95	47.81	3.05	52.66	3.17
	68.0	22.94	2.46	27.79	2.58	32.65	2.70	37.50	2.83	43.33	2.98	47.21	3.07	52.07	3.20
	70.0	22.61	2.47	27.46	2.60	32.32	2.72	37.17	2.84	43.00	2.99	46.88	3.09	51.74	3.21
	71.6	22.34	2.48	27.20	2.61	32.05	2.73	36.91	2.85	42.74	3.00	46.62	3.10	51.48	3.22
	75.2	21.75	2.51	26.60	2.63	31.46	2.76	36.32	2.88	42.14	3.03	46.03	3.13	50.88	3.25
CTXS07L + FTXS12L + CDXS18L	60.8	23.45	2.32	28.17	2.43	32.89	2.55	37.61	2.67	43.27	2.81	47.05	2.91	51.77	3.03
	64.4	22.87	2.34	27.59	2.46	32.31	2.58	37.03	2.70	42.70	2.84	46.47	2.93	51.19	3.05
	68.0	22.30	2.37	27.02	2.49	31.74	2.60	36.46	2.72	42.12	2.87	45.90	2.96	50.62	3.08
	70.0	21.98	2.38	26.70	2.50	31.42	2.62	36.14	2.74	41.80	2.88	45.58	2.97	50.30	3.09
	71.6	21.72	2.39	26.44	2.51	31.16	2.63	35.88	2.75	41.54	2.89	45.32	2.99	50.04	3.11
	75.2	21.14	2.42	25.86	2.54	30.58	2.66	35.30	2.78	40.97	2.92	44.74	3.01	49.46	3.13
CTXS07L + FDXS12L + FTXS18L	60.8	23.45	2.26	28.17	2.38	32.89	2.49	37.61	2.61	43.27	2.75	47.05	2.84	51.77	2.95
	64.4	22.87	2.28	27.59	2.40	32.31	2.52	37.03	2.63	42.70	2.77	46.47	2.86	51.19	2.98
	68.0	22.30	2.31	27.02	2.43	31.74	2.54	36.46	2.66	42.12	2.80	45.90	2.89	50.62	3.00
	70.0	21.98	2.32	26.70	2.44	31.42	2.56	36.14	2.67	41.80	2.81	45.58	2.90	50.30	3.02
	71.6	21.72	2.34	26.44	2.45	31.16	2.57	35.88	2.68	41.54	2.82	45.32	2.91	50.04	3.03
	75.2	21.14	2.36	25.86	2.48	30.58	2.59	35.30	2.71	40.97	2.85	44.74	2.94	49.46	3.05
CTXS07L + FDXS12L + CDXS18L	60.8	22.83	2.29	27.43	2.41	32.03	2.53	36.62	2.64	42.14	2.78	45.81	2.88	50.41	3.00
	64.4	22.27	2.32	26.87	2.43	31.46	2.55	36.06	2.67	41.57	2.81	45.25	2.90	49.85	3.02
	68.0	21.71	2.34	26.31	2.46	30.90	2.58	35.50	2.69	41.01	2.84	44.69	2.93	49.28	3.05
	70.0	21.40	2.36	25.99	2.47	30.59	2.59	35.19	2.71	40.70	2.85	44.38	2.94	48.97	3.06
	71.6	21.15	2.37	25.74	2.49	30.34	2.60	34.94	2.72	40.45	2.86	44.13	2.96	48.72	3.07
	75.2	20.59	2.39	25.18	2.51	29.78	2.63	34.37	2.75	39.89	2.89	43.56	2.98	48.16	3.10
CTXS07L + FTXS12L + FTXS24L	60.8	24.12	2.50	28.98	2.63	33.84	2.76	38.69	2.88	44.52	3.04	48.40	3.14	53.26	3.27
	64.4	23.53	2.53	28.39	2.66	33.24	2.78	38.10	2.91	43.92	3.07	47.81	3.17	52.66	3.30
	68.0	22.94	2.56	27.79	2.68	32.65	2.81	37.50	2.94	43.33	3.09	47.21	3.20	52.07	3.32
	70.0	22.61	2.57	27.46	2.70	32.32	2.83	37.17	2.96	43.00	3.11	46.88	3.21	51.74	3.34
	71.6	22.34	2.58	27.20	2.71	32.05	2.84	36.91	2.97	42.74	3.12	46.62	3.22	51.48	3.35
	75.2	21.75	2.61	26.60	2.74	31.46	2.87	36.32	3.00	42.14	3.15	46.03	3.25	50.88	3.38
CTXS07L + FTXS12L + CDXS24L	60.8	23.45	2.31	28.17	2.43	32.89	2.54	37.61	2.66	43.27	2.80	47.05	2.90	51.77	3.02
	64.4	22.87	2.33	27.59	2.45	32.31	2.57	37.03	2.69	42.70	2.83	46.47	2.92	51.19	3.04
	68.0	22.30	2.36	27.02	2.48	31.74	2.60	36.46	2.71	42.12	2.86	45.90	2.95	50.62	3.07
	70.0	21.98	2.37	26.70	2.49	31.42	2.61	36.14	2.73	41.80	2.87	45.58	2.96	50.30	3.08
	71.6	21.72	2.39	26.44	2.50	31.16	2.62	35.88	2.74	41.54	2.88	45.32	2.98	50.04	3.09
	75.2	21.14	2.41	25.86	2.53	30.58	2.65	35.30	2.77	40.97	2.91	44.74	3.00	49.46	3.12

Combination (Capacity)	Indoor air temp. EDB	Outdoor air temp.:EWB													
		5.0		14.0		23.0		32.0		43.0		50.0		59.0	
		TC	PI	TC	PI	TC	PI	TC	PI	TC	PI	TC	PI	TC	PI
		kBtu/h	kW	kBtu/h	kW	kBtu/h	kW	kBtu/h	kW	kBtu/h	kW	kBtu/h	kW	kBtu/h	kW
CTXS07L + FDXS12L + FTXS24L	60.8	23.45	2.28	28.17	2.39	32.89	2.51	37.61	2.62	43.27	2.76	47.05	2.86	51.77	2.97
	64.4	22.87	2.30	27.59	2.42	32.31	2.53	37.03	2.65	42.70	2.79	46.47	2.88	51.19	3.00
	68.0	22.30	2.33	27.02	2.44	31.74	2.56	36.46	2.68	42.12	2.82	45.90	2.91	50.62	3.03
	70.0	21.98	2.34	26.70	2.46	31.42	2.57	36.14	2.69	41.80	2.83	45.58	2.92	50.30	3.04
	71.6	21.72	2.35	26.44	2.47	31.16	2.58	35.88	2.70	41.54	2.84	45.32	2.93	50.04	3.05
	75.2	21.14	2.38	25.86	2.49	30.58	2.61	35.30	2.73	40.97	2.87	44.74	2.96	49.46	3.08
CTXS07L + FDXS12L + CDXS24L	60.8	22.83	2.27	27.43	2.38	32.03	2.50	36.62	2.62	42.14	2.76	45.81	2.85	50.41	2.96
	64.4	22.27	2.29	26.87	2.41	31.46	2.52	36.06	2.64	41.57	2.78	45.25	2.87	49.85	2.99
	68.0	21.71	2.32	26.31	2.43	30.90	2.55	35.50	2.67	41.01	2.81	44.69	2.90	49.28	3.01
	70.0	21.40	2.33	25.99	2.45	30.59	2.56	35.19	2.68	40.70	2.82	44.38	2.91	48.97	3.03
	71.6	21.15	2.34	25.74	2.46	30.34	2.58	34.94	2.69	40.45	2.83	44.13	2.92	48.72	3.04
	75.2	20.59	2.37	25.18	2.49	29.78	2.60	34.37	2.72	39.89	2.86	43.56	2.95	48.16	3.07
CTXS07L + FTXS15L + FTXS15L	60.8	24.12	2.71	28.98	2.85	33.84	2.99	38.69	3.13	44.52	3.29	48.40	3.40	53.26	3.54
	64.4	23.53	2.74	28.39	2.88	33.24	3.02	38.10	3.16	43.92	3.32	47.81	3.43	52.66	3.57
	68.0	22.94	2.77	27.79	2.91	32.65	3.05	37.50	3.19	43.33	3.35	47.21	3.46	52.07	3.60
	70.0	22.61	2.79	27.46	2.93	32.32	3.06	37.17	3.20	43.00	3.37	46.88	3.48	51.74	3.62
	71.6	22.34	2.80	27.20	2.94	32.05	3.08	36.91	3.22	42.74	3.38	46.62	3.49	51.48	3.63
	75.2	21.75	2.83	26.60	2.97	31.46	3.11	36.32	3.25	42.14	3.41	46.03	3.52	50.88	3.66
CTXS07L + FTXS15L + CDXS15L	60.8	23.45	2.40	28.17	2.53	32.89	2.65	37.61	2.77	43.27	2.92	47.05	3.02	51.77	3.14
	64.4	22.87	2.43	27.59	2.55	32.31	2.68	37.03	2.80	42.70	2.95	46.47	3.05	51.19	3.17
	68.0	22.30	2.46	27.02	2.58	31.74	2.70	36.46	2.83	42.12	2.98	45.90	3.07	50.62	3.20
	70.0	21.98	2.47	26.70	2.60	31.42	2.72	36.14	2.84	41.80	2.99	45.58	3.09	50.30	3.21
	71.6	21.72	2.48	26.44	2.61	31.16	2.73	35.88	2.85	41.54	3.00	45.32	3.10	50.04	3.22
	75.2	21.14	2.51	25.86	2.63	30.58	2.76	35.30	2.88	40.97	3.03	44.74	3.13	49.46	3.25
CTXS07L + CDXS15L + CDXS15L	60.8	22.83	2.33	27.43	2.45	32.03	2.57	36.62	2.69	42.14	2.83	45.81	2.93	50.41	3.05
	64.4	22.27	2.36	26.87	2.48	31.46	2.60	36.06	2.72	41.57	2.86	45.25	2.95	49.85	3.07
	68.0	21.71	2.38	26.31	2.50	30.90	2.62	35.50	2.74	41.01	2.89	44.69	2.98	49.28	3.10
	70.0	21.40	2.40	25.99	2.52	30.59	2.64	35.19	2.76	40.70	2.90	44.38	3.00	48.97	3.11
	71.6	21.15	2.41	25.74	2.53	30.34	2.65	34.94	2.77	40.45	2.91	44.13	3.01	48.72	3.13
	75.2	20.59	2.44	25.18	2.56	29.78	2.68	34.37	2.79	39.89	2.94	43.56	3.03	48.16	3.15
CTXS07L + FTXS15L + FTXS18L	60.8	24.12	2.73	28.98	2.87	33.84	3.01	38.69	3.15	44.52	3.32	48.40	3.43	53.26	3.57
	64.4	23.53	2.76	28.39	2.90	33.24	3.04	38.10	3.18	43.92	3.35	47.81	3.46	52.66	3.60
	68.0	22.94	2.79	27.79	2.93	32.65	3.07	37.50	3.21	43.33	3.38	47.21	3.49	52.07	3.64
	70.0	22.61	2.81	27.46	2.95	32.32	3.09	37.17	3.23	43.00	3.40	46.88	3.51	51.74	3.65
	71.6	22.34	2.83	27.20	2.97	32.05	3.11	36.91	3.25	42.74	3.41	46.62	3.53	51.48	3.67
	75.2	21.75	2.86	26.60	3.00	31.46	3.14	36.32	3.28	42.14	3.44	46.03	3.56	50.88	3.70
CTXS07L + FTXS15L + CDXS18L	60.8	23.45	2.40	28.17	2.52	32.89	2.64	37.61	2.76	43.27	2.91	47.05	3.01	51.77	3.13
	64.4	22.87	2.42	27.59	2.55	32.31	2.67	37.03	2.79	42.70	2.94	46.47	3.04	51.19	3.16
	68.0	22.30	2.45	27.02	2.57	31.74	2.70	36.46	2.82	42.12	2.97	45.90	3.06	50.62	3.19
	70.0	21.98	2.46	26.70	2.59	31.42	2.71	36.14	2.83	41.80	2.98	45.58	3.08	50.30	3.20
	71.6	21.72	2.48	26.44	2.60	31.16	2.72	35.88	2.84	41.54	2.99	45.32	3.09	50.04	3.21
	75.2	21.14	2.50	25.86	2.63	30.58	2.75	35.30	2.87	40.97	3.02	44.74	3.12	49.46	3.24
CTXS07L + CDXS15L + FTXS18L	60.8	23.45	2.42	28.17	2.54	32.89	2.67	37.61	2.79	43.27	2.94	47.05	3.04	51.77	3.16
	64.4	22.87	2.45	27.59	2.57	32.31	2.70	37.03	2.82	42.70	2.97	46.47	3.07	51.19	3.19
	68.0	22.30	2.47	27.02	2.60	31.74	2.72	36.46	2.85	42.12	2.99	45.90	3.09	50.62	3.22
	70.0	21.98	2.49	26.70	2.61	31.42	2.74	36.14	2.86	41.80	3.01	45.58	3.11	50.30	3.23
	71.6	21.72	2.50	26.44	2.63	31.16	2.75	35.88	2.87	41.54	3.02	45.32	3.12	50.04	3.25
	75.2	21.14	2.53	25.86	2.65	30.58	2.78	35.30	2.90	40.97	3.05	44.74	3.15	49.46	3.27

Combination (Capacity)	Indoor air temp. EDB	Outdoor air temp.:EWB													
		5.0		14.0		23.0		32.0		43.0		50.0		59.0	
		TC	PI	TC	PI	TC	PI	TC	PI	TC	PI	TC	PI	TC	PI
		kBtu/h	kW	kBtu/h	kW	kBtu/h	kW	kBtu/h	kW	kBtu/h	kW	kBtu/h	kW	kBtu/h	kW
CTXS07L + CDXS15L + CDXS18L	60.8	22.83	2.32	27.43	2.44	32.03	2.56	36.62	2.68	42.14	2.82	45.81	2.92	50.41	3.04
	64.4	22.27	2.35	26.87	2.47	31.46	2.59	36.06	2.71	41.57	2.85	45.25	2.94	49.85	3.06
	68.0	21.71	2.38	26.31	2.49	30.90	2.61	35.50	2.73	41.01	2.88	44.69	2.97	49.28	3.09
	70.0	21.40	2.39	25.99	2.51	30.59	2.63	35.19	2.75	40.70	2.89	44.38	2.99	48.97	3.10
	71.6	21.15	2.40	25.74	2.52	30.34	2.64	34.94	2.76	40.45	2.90	44.13	3.00	48.72	3.12
	75.2	20.59	2.43	25.18	2.55	29.78	2.67	34.37	2.78	39.89	2.93	43.56	3.02	48.16	3.14
CTXS07L + FTXS18L + FTXS18L	60.8	24.12	2.76	28.98	2.90	33.84	3.04	38.69	3.18	44.52	3.35	48.40	3.46	53.26	3.61
	64.4	23.53	2.79	28.39	2.93	33.24	3.07	38.10	3.21	43.92	3.38	47.81	3.49	52.66	3.64
	68.0	22.94	2.82	27.79	2.96	32.65	3.10	37.50	3.24	43.33	3.41	47.21	3.53	52.07	3.67
	70.0	22.61	2.84	27.46	2.98	32.32	3.12	37.17	3.26	43.00	3.43	46.88	3.54	51.74	3.68
	71.6	22.34	2.85	27.20	2.99	32.05	3.13	36.91	3.27	42.74	3.44	46.62	3.56	51.48	3.70
	75.2	21.75	2.88	26.60	3.02	31.46	3.16	36.32	3.31	42.14	3.47	46.03	3.59	50.88	3.73
CTXS07L + FTXS18L + CDXS18L	60.8	23.45	2.41	28.17	2.54	32.89	2.66	37.61	2.78	43.27	2.93	47.05	3.03	51.77	3.15
	64.4	22.87	2.44	27.59	2.56	32.31	2.69	37.03	2.81	42.70	2.96	46.47	3.06	51.19	3.18
	68.0	22.30	2.47	27.02	2.59	31.74	2.71	36.46	2.84	42.12	2.98	45.90	3.08	50.62	3.21
	70.0	21.98	2.48	26.70	2.60	31.42	2.73	36.14	2.85	41.80	3.00	45.58	3.10	50.30	3.22
	71.6	21.72	2.49	26.44	2.62	31.16	2.74	35.88	2.86	41.54	3.01	45.32	3.11	50.04	3.23
	75.2	21.14	2.52	25.86	2.64	30.58	2.77	35.30	2.89	40.97	3.04	44.74	3.14	49.46	3.26
CTXS07L + CDXS18L + CDXS18L	60.8	22.83	2.32	27.43	2.43	32.03	2.55	36.62	2.67	42.14	2.81	45.81	2.91	50.41	3.03
	64.4	22.27	2.34	26.87	2.46	31.46	2.58	36.06	2.70	41.57	2.84	45.25	2.93	49.85	3.05
	68.0	21.71	2.37	26.31	2.49	30.90	2.60	35.50	2.72	41.01	2.87	44.69	2.96	49.28	3.08
	70.0	21.40	2.38	25.99	2.50	30.59	2.62	35.19	2.74	40.70	2.88	44.38	2.97	48.97	3.09
	71.6	21.15	2.39	25.74	2.51	30.34	2.63	34.94	2.75	40.45	2.89	44.13	2.99	48.72	3.11
	75.2	20.59	2.42	25.18	2.54	29.78	2.66	34.37	2.78	39.89	2.92	43.56	3.01	48.16	3.13
FTXS09L + FTXS09L + FTXS09L	60.8	20.93	1.75	25.14	1.84	29.35	1.93	33.56	2.02	38.62	2.13	41.99	2.20	46.20	2.29
	64.4	20.41	1.77	24.62	1.86	28.84	1.95	33.05	2.04	38.10	2.15	41.47	2.22	45.68	2.31
	68.0	19.90	1.79	24.11	1.88	28.32	1.97	32.53	2.06	37.59	2.17	40.96	2.24	45.17	2.33
	70.0	19.61	1.80	23.82	1.89	28.03	1.98	32.25	2.07	37.30	2.18	40.67	2.25	44.88	2.34
	71.6	19.38	1.81	23.59	1.90	27.81	1.99	32.02	2.08	37.07	2.19	40.44	2.26	44.65	2.35
	75.2	18.87	1.83	23.08	1.92	27.29	2.01	31.50	2.10	36.56	2.21	39.93	2.28	44.14	2.37
FTXS09L + FTXS09L + FDXS09L	60.8	19.92	1.67	23.93	1.76	27.93	1.84	31.94	1.93	36.75	2.03	39.96	2.10	43.97	2.19
	64.4	19.43	1.69	23.43	1.78	27.44	1.86	31.45	1.95	36.26	2.05	39.47	2.12	43.48	2.21
	68.0	18.94	1.71	22.94	1.80	26.95	1.88	30.96	1.97	35.77	2.07	38.98	2.14	42.99	2.22
	70.0	18.66	1.72	22.67	1.81	26.68	1.89	30.69	1.98	35.50	2.08	38.71	2.15	42.72	2.23
	71.6	18.45	1.73	22.45	1.81	26.46	1.90	30.47	1.99	35.28	2.09	38.49	2.16	42.50	2.24
	75.2	17.96	1.75	21.96	1.83	25.97	1.92	29.98	2.00	34.79	2.11	38.00	2.18	42.01	2.26
FTXS09L + FDXS09L + FDXS09L	60.8	18.96	1.66	22.78	1.75	26.60	1.83	30.41	1.92	34.99	2.02	38.05	2.09	41.86	2.18
	64.4	18.50	1.68	22.31	1.77	26.13	1.85	29.95	1.94	34.53	2.04	37.58	2.11	41.40	2.19
	68.0	18.03	1.70	21.85	1.79	25.66	1.87	29.48	1.96	34.06	2.06	37.11	2.13	40.93	2.21
	70.0	17.77	1.71	21.59	1.80	25.40	1.88	29.22	1.97	33.80	2.07	36.85	2.14	40.67	2.22
	71.6	17.56	1.72	21.38	1.81	25.20	1.89	29.01	1.98	33.59	2.08	36.65	2.15	40.46	2.23
	75.2	17.10	1.74	20.91	1.82	24.73	1.91	28.55	1.99	33.13	2.10	36.18	2.17	40.00	2.25
FDXS09L + FDXS09L + FDXS09L	60.8	17.95	1.66	21.57	1.74	25.18	1.83	28.79	1.91	33.13	2.01	36.02	2.08	39.63	2.17
	64.4	17.51	1.67	21.12	1.76	24.74	1.84	28.35	1.93	32.69	2.03	35.58	2.10	39.19	2.18
	68.0	17.07	1.69	20.68	1.78	24.30	1.86	27.91	1.95	32.25	2.05	35.14	2.12	38.75	2.20
	70.0	16.82	1.70	20.44	1.79	24.05	1.87	27.66	1.96	32.00	2.06	34.89	2.13	38.50	2.21
	71.6	16.63	1.71	20.24	1.80	23.85	1.88	27.47	1.97	31.80	2.07	34.69	2.14	38.31	2.22
	75.2	16.19	1.73	19.80	1.82	23.41	1.90	27.03	1.99	31.36	2.09	34.25	2.15	37.87	2.24

Combination (Capacity)	Indoor air temp. EDB	Outdoor air temp.:EWB													
		5.0		14.0		23.0		32.0		43.0		50.0		59.0	
		TC	PI	TC	PI	TC	PI	TC	PI	TC	PI	TC	PI	TC	PI
		kBtu/h	kW	kBtu/h	kW	kBtu/h	kW	kBtu/h	kW	kBtu/h	kW	kBtu/h	kW	kBtu/h	kW
FTXS09L + FTXS09L + FTXS12L	60.8	21.99	1.94	26.42	2.04	30.85	2.14	35.27	2.24	40.58	2.35	44.12	2.43	48.55	2.53
	64.4	21.45	1.96	25.88	2.06	30.30	2.16	34.73	2.26	40.04	2.38	43.58	2.46	48.01	2.55
	68.0	20.91	1.98	25.34	2.08	29.76	2.18	34.19	2.28	39.50	2.40	43.04	2.48	47.47	2.58
	70.0	20.61	1.99	25.04	2.09	29.46	2.19	33.89	2.29	39.20	2.41	42.74	2.49	47.17	2.59
	71.6	20.37	2.00	24.79	2.10	29.22	2.20	33.65	2.30	38.96	2.42	42.50	2.50	46.93	2.60
	75.2	19.83	2.02	24.25	2.12	28.68	2.22	33.11	2.32	38.42	2.44	41.96	2.52	46.39	2.62
FTXS09L + FTXS09L + FDXS12L	60.8	21.09	1.89	25.34	1.99	29.59	2.08	33.83	2.18	38.93	2.30	42.32	2.37	46.57	2.47
	64.4	20.58	1.91	24.82	2.01	29.07	2.10	33.31	2.20	38.41	2.32	41.80	2.39	46.05	2.49
	68.0	20.06	1.93	24.30	2.03	28.55	2.13	32.79	2.22	37.89	2.34	41.28	2.42	45.53	2.51
	70.0	19.77	1.94	24.01	2.04	28.26	2.14	32.51	2.23	37.60	2.35	41.00	2.43	45.24	2.52
	71.6	19.54	1.95	23.78	2.05	28.03	2.15	32.27	2.24	37.37	2.36	40.77	2.44	45.01	2.53
	75.2	19.02	1.97	23.26	2.07	27.51	2.17	31.76	2.26	36.85	2.38	40.25	2.46	44.49	2.55
FTXS09L + FDXS09L + FTXS12L	60.8	21.09	1.88	25.34	1.98	29.59	2.07	33.83	2.17	38.93	2.29	42.32	2.36	46.57	2.46
	64.4	20.58	1.90	24.82	2.00	29.07	2.10	33.31	2.19	38.41	2.31	41.80	2.38	46.05	2.48
	68.0	20.06	1.92	24.30	2.02	28.55	2.12	32.79	2.21	37.89	2.33	41.28	2.41	45.53	2.50
	70.0	19.77	1.94	24.01	2.03	28.26	2.13	32.51	2.22	37.60	2.34	41.00	2.42	45.24	2.51
	71.6	19.54	1.94	23.78	2.04	28.03	2.14	32.27	2.23	37.37	2.35	40.77	2.43	45.01	2.52
	75.2	19.02	1.97	23.26	2.06	27.51	2.16	31.76	2.25	36.85	2.37	40.25	2.45	44.49	2.54
FTXS09L + FDXS09L + FDXS12L	60.8	20.25	1.84	24.33	1.94	28.41	2.03	32.48	2.12	37.37	2.24	40.63	2.31	44.71	2.41
	64.4	19.75	1.86	23.83	1.96	27.91	2.05	31.98	2.14	36.88	2.26	40.14	2.33	44.21	2.43
	68.0	19.26	1.88	23.33	1.98	27.41	2.07	31.49	2.17	36.38	2.28	39.64	2.35	43.71	2.45
	70.0	18.98	1.89	23.06	1.99	27.13	2.08	31.21	2.18	36.10	2.29	39.36	2.37	43.44	2.46
	71.6	18.76	1.90	22.83	2.00	26.91	2.09	30.99	2.19	35.88	2.30	39.14	2.37	43.22	2.47
	75.2	18.26	1.92	22.34	2.02	26.41	2.11	30.49	2.21	35.38	2.32	38.64	2.40	42.72	2.49
FDXS09L + FDXS09L + FTXS12L	60.8	20.25	1.83	24.33	1.92	28.41	2.01	32.48	2.11	37.37	2.22	40.63	2.29	44.71	2.39
	64.4	19.75	1.85	23.83	1.94	27.91	2.03	31.98	2.13	36.88	2.24	40.14	2.31	44.21	2.41
	68.0	19.26	1.87	23.33	1.96	27.41	2.05	31.49	2.15	36.38	2.26	39.64	2.33	43.71	2.43
	70.0	18.98	1.88	23.06	1.97	27.13	2.06	31.21	2.16	36.10	2.27	39.36	2.34	43.44	2.44
	71.6	18.76	1.89	22.83	1.98	26.91	2.07	30.99	2.17	35.88	2.28	39.14	2.35	43.22	2.45
	75.2	18.26	1.91	22.34	2.00	26.41	2.09	30.49	2.19	35.38	2.30	38.64	2.37	42.72	2.47
FDXS09L + FDXS09L + FDXS12L	60.8	19.36	1.91	23.25	2.00	27.15	2.10	31.04	2.20	35.72	2.32	38.83	2.39	42.73	2.49
	64.4	18.88	1.93	22.77	2.02	26.67	2.12	30.57	2.22	35.24	2.34	38.36	2.41	42.25	2.51
	68.0	18.40	1.95	22.30	2.05	26.19	2.14	30.09	2.24	34.76	2.36	37.88	2.44	41.78	2.53
	70.0	18.14	1.96	22.03	2.06	25.93	2.16	29.83	2.25	34.50	2.37	37.62	2.45	41.51	2.55
	71.6	17.93	1.97	21.82	2.07	25.72	2.16	29.61	2.26	34.29	2.38	37.40	2.46	41.30	2.56
	75.2	17.45	1.99	21.35	2.09	25.24	2.19	29.14	2.28	33.81	2.40	36.93	2.48	40.82	2.58
FTXS09L + FTXS09L + FTXS15L	60.8	23.06	2.20	27.70	2.32	32.34	2.43	36.98	2.54	42.55	2.68	46.26	2.77	50.90	2.88
	64.4	22.49	2.23	27.13	2.34	31.77	2.45	36.41	2.57	41.98	2.70	45.70	2.79	50.34	2.90
	68.0	21.92	2.25	26.56	2.37	31.21	2.48	35.85	2.59	41.42	2.73	45.13	2.82	49.77	2.93
	70.0	21.61	2.27	26.25	2.38	30.89	2.49	35.53	2.60	41.10	2.74	44.81	2.83	49.45	2.94
	71.6	21.36	2.28	26.00	2.39	30.64	2.50	35.28	2.62	40.85	2.75	44.56	2.84	49.20	2.95
	75.2	20.79	2.30	25.43	2.41	30.07	2.53	34.71	2.64	40.28	2.78	43.99	2.87	48.63	2.98
FTXS09L + FTXS09L + CDXS15L	60.8	22.27	2.09	26.76	2.20	31.24	2.30	35.72	2.41	41.10	2.54	44.69	2.63	49.17	2.73
	64.4	21.72	2.11	26.21	2.22	30.69	2.33	35.17	2.44	40.55	2.56	44.14	2.65	48.62	2.76
	68.0	21.18	2.14	25.66	2.24	30.14	2.35	34.63	2.46	40.00	2.59	43.59	2.67	48.07	2.78
	70.0	20.87	2.15	25.35	2.26	29.84	2.36	34.32	2.47	39.70	2.60	43.29	2.69	47.77	2.79
	71.6	20.63	2.16	25.11	2.27	29.59	2.37	34.08	2.48	39.46	2.61	43.04	2.70	47.53	2.80
	75.2	20.08	2.18	24.56	2.29	29.05	2.40	33.53	2.51	38.91	2.63	42.49	2.72	46.98	2.83

Combination (Capacity)	Indoor air temp. EDB	Outdoor air temp.:EWB													
		5.0		14.0		23.0		32.0		43.0		50.0		59.0	
		TC	PI	TC	PI	TC	PI	TC	PI	TC	PI	TC	PI	TC	PI
		kBtu/h	kW	kBtu/h	kW	kBtu/h	kW	kBtu/h	kW	kBtu/h	kW	kBtu/h	kW	kBtu/h	kW
FTXS09L + FDXS09L + FTXS15L	60.8	22.27	2.07	26.76	2.17	31.24	2.28	35.72	2.38	41.10	2.51	44.69	2.60	49.17	2.70
	64.4	21.72	2.09	26.21	2.20	30.69	2.30	35.17	2.41	40.55	2.53	44.14	2.62	48.62	2.72
	68.0	21.18	2.11	25.66	2.22	30.14	2.32	34.63	2.43	40.00	2.56	43.59	2.64	48.07	2.75
	70.0	20.87	2.13	25.35	2.23	29.84	2.34	34.32	2.44	39.70	2.57	43.29	2.65	47.77	2.76
	71.6	20.63	2.14	25.11	2.24	29.59	2.35	34.08	2.45	39.46	2.58	43.04	2.66	47.53	2.77
	75.2	20.08	2.16	24.56	2.26	29.05	2.37	33.53	2.48	38.91	2.60	42.49	2.69	46.98	2.79
FTXS09L + FDXS09L + CDXS15L	60.8	21.54	2.04	25.88	2.15	30.22	2.25	34.55	2.36	39.75	2.48	43.22	2.57	47.56	2.67
	64.4	21.01	2.07	25.35	2.17	29.69	2.27	34.02	2.38	39.22	2.50	42.69	2.59	47.03	2.69
	68.0	20.48	2.09	24.82	2.19	29.16	2.30	33.49	2.40	38.69	2.53	42.16	2.61	46.50	2.72
	70.0	20.19	2.10	24.52	2.21	28.86	2.31	33.20	2.41	38.40	2.54	41.87	2.62	46.20	2.73
	71.6	19.95	2.11	24.29	2.22	28.63	2.32	32.96	2.42	38.16	2.55	41.63	2.63	45.97	2.74
	75.2	19.42	2.13	23.76	2.24	28.09	2.34	32.43	2.45	37.63	2.57	41.10	2.66	45.44	2.76
FDXS09L + FDXS09L + FTXS15L	60.8	21.54	1.95	25.88	2.05	30.22	2.15	34.55	2.24	39.75	2.36	43.22	2.44	47.56	2.54
	64.4	21.01	1.97	25.35	2.07	29.69	2.17	34.02	2.27	39.22	2.39	42.69	2.47	47.03	2.57
	68.0	20.48	1.99	24.82	2.09	29.16	2.19	33.49	2.29	38.69	2.41	42.16	2.49	46.50	2.59
	70.0	20.19	2.00	24.52	2.10	28.86	2.20	33.20	2.30	38.40	2.42	41.87	2.50	46.20	2.60
	71.6	19.95	2.01	24.29	2.11	28.63	2.21	32.96	2.31	38.16	2.43	41.63	2.51	45.97	2.61
	75.2	19.42	2.03	23.76	2.13	28.09	2.23	32.43	2.33	37.63	2.45	41.10	2.53	45.44	2.63
FDXS09L + FDXS09L + CDXS15L	60.8	20.76	2.07	24.94	2.18	29.11	2.29	33.29	2.39	38.31	2.52	41.65	2.61	45.83	2.71
	64.4	20.25	2.10	24.43	2.20	28.60	2.31	32.78	2.42	37.79	2.54	41.14	2.63	45.32	2.74
	68.0	19.74	2.12	23.91	2.23	28.09	2.33	32.27	2.44	37.28	2.57	40.63	2.65	44.80	2.76
	70.0	19.45	2.13	23.63	2.24	27.81	2.35	31.99	2.45	37.00	2.58	40.34	2.66	44.52	2.77
	71.6	19.23	2.14	23.40	2.25	27.58	2.36	31.76	2.46	36.77	2.59	40.12	2.68	44.29	2.78
	75.2	18.71	2.17	22.89	2.27	27.07	2.38	31.25	2.49	36.26	2.61	39.60	2.70	43.78	2.80
FTXS09L + FTXS09L + FTXS18L	60.8	24.12	2.41	28.98	2.54	33.84	2.66	38.69	2.78	44.52	2.93	48.40	3.03	53.26	3.15
	64.4	23.53	2.44	28.39	2.56	33.24	2.69	38.10	2.81	43.92	2.96	47.81	3.06	52.66	3.18
	68.0	22.94	2.47	27.79	2.59	32.65	2.71	37.50	2.84	43.33	2.98	47.21	3.08	52.07	3.21
	70.0	22.61	2.48	27.46	2.60	32.32	2.73	37.17	2.85	43.00	3.00	46.88	3.10	51.74	3.22
	71.6	22.34	2.49	27.20	2.62	32.05	2.74	36.91	2.86	42.74	3.01	46.62	3.11	51.48	3.23
	75.2	21.75	2.52	26.60	2.64	31.46	2.77	36.32	2.89	42.14	3.04	46.03	3.14	50.88	3.26
FTXS09L + FTXS09L + CDXS18L	60.8	23.45	2.32	28.17	2.43	32.89	2.55	37.61	2.67	43.27	2.81	47.05	2.91	51.77	3.03
	64.4	22.87	2.34	27.59	2.46	32.31	2.58	37.03	2.70	42.70	2.84	46.47	2.93	51.19	3.05
	68.0	22.30	2.37	27.02	2.49	31.74	2.60	36.46	2.72	42.12	2.87	45.90	2.96	50.62	3.08
	70.0	21.98	2.38	26.70	2.50	31.42	2.62	36.14	2.74	41.80	2.88	45.58	2.97	50.30	3.09
	71.6	21.72	2.39	26.44	2.51	31.16	2.63	35.88	2.75	41.54	2.89	45.32	2.99	50.04	3.11
	75.2	21.14	2.42	25.86	2.54	30.58	2.66	35.30	2.78	40.97	2.92	44.74	3.01	49.46	3.13
FTXS09L + FDXS09L + FTXS18L	60.8	23.45	2.27	28.17	2.38	32.89	2.50	37.61	2.62	43.27	2.76	47.05	2.85	51.77	2.96
	64.4	22.87	2.29	27.59	2.41	32.31	2.52	37.03	2.64	42.70	2.78	46.47	2.87	51.19	2.99
	68.0	22.30	2.32	27.02	2.43	31.74	2.55	36.46	2.67	42.12	2.81	45.90	2.90	50.62	3.01
	70.0	21.98	2.33	26.70	2.45	31.42	2.56	36.14	2.68	41.80	2.82	45.58	2.91	50.30	3.03
	71.6	21.72	2.34	26.44	2.46	31.16	2.58	35.88	2.69	41.54	2.83	45.32	2.92	50.04	3.04
	75.2	21.14	2.37	25.86	2.49	30.58	2.60	35.30	2.72	40.97	2.86	44.74	2.95	49.46	3.07
FTXS09L + FDXS09L + CDXS18L	60.8	22.83	2.28	27.43	2.39	32.03	2.51	36.62	2.62	42.14	2.76	45.81	2.86	50.41	2.97
	64.4	22.27	2.30	26.87	2.42	31.46	2.53	36.06	2.65	41.57	2.79	45.25	2.88	49.85	3.00
	68.0	21.71	2.33	26.31	2.44	30.90	2.56	35.50	2.68	41.01	2.82	44.69	2.91	49.28	3.03
	70.0	21.40	2.34	25.99	2.46	30.59	2.57	35.19	2.69	40.70	2.83	44.38	2.92	48.97	3.04
	71.6	21.15	2.35	25.74	2.47	30.34	2.58	34.94	2.70	40.45	2.84	44.13	2.93	48.72	3.05
	75.2	20.59	2.38	25.18	2.49	29.78	2.61	34.37	2.73	39.89	2.87	43.56	2.96	48.16	3.08

Combination (Capacity)	Indoor air temp. EDB	Outdoor air temp.:EWB													
		5.0		14.0		23.0		32.0		43.0		50.0		59.0	
		TC	PI	TC	PI	TC	PI	TC	PI	TC	PI	TC	PI	TC	PI
		kBtu/h	kW	kBtu/h	kW	kBtu/h	kW	kBtu/h	kW	kBtu/h	kW	kBtu/h	kW	kBtu/h	kW
FDXS09L + FDXS09L + FTXS18L	60.8	22.83	2.17	27.43	2.28	32.03	2.39	36.62	2.50	42.14	2.64	45.81	2.73	50.41	2.84
	64.4	22.27	2.20	26.87	2.31	31.46	2.42	36.06	2.53	41.57	2.66	45.25	2.75	49.85	2.86
	68.0	21.71	2.22	26.31	2.33	30.90	2.44	35.50	2.55	41.01	2.69	44.69	2.78	49.28	2.89
	70.0	21.40	2.23	25.99	2.34	30.59	2.46	35.19	2.57	40.70	2.70	44.38	2.79	48.97	2.90
	71.6	21.15	2.24	25.74	2.36	30.34	2.47	34.94	2.58	40.45	2.71	44.13	2.80	48.72	2.91
	75.2	20.59	2.27	25.18	2.38	29.78	2.49	34.37	2.60	39.89	2.74	43.56	2.82	48.16	2.94
FDXS09L + FDXS09L + CDXS18L	60.8	22.16	2.31	26.62	2.43	31.08	2.54	35.54	2.66	40.89	2.80	44.46	2.90	48.92	3.02
	64.4	21.62	2.33	26.08	2.45	30.54	2.57	35.00	2.69	40.35	2.83	43.92	2.92	48.38	3.04
	68.0	21.07	2.36	25.53	2.48	29.99	2.60	34.45	2.71	39.80	2.86	43.37	2.95	47.83	3.07
	70.0	20.77	2.37	25.23	2.49	29.69	2.61	34.15	2.73	39.50	2.87	43.07	2.96	47.53	3.08
	71.6	20.52	2.39	24.98	2.50	29.45	2.62	33.91	2.74	39.26	2.88	42.83	2.98	47.29	3.09
	75.2	19.98	2.41	24.44	2.53	28.90	2.65	33.36	2.77	38.71	2.91	42.28	3.00	46.74	3.12
FTXS09L + FTXS09L + FTXS24L	60.8	24.12	2.50	28.98	2.63	33.84	2.76	38.69	2.88	44.52	3.04	48.40	3.14	53.26	3.27
	64.4	23.53	2.53	28.39	2.66	33.24	2.78	38.10	2.91	43.92	3.07	47.81	3.17	52.66	3.30
	68.0	22.94	2.56	27.79	2.68	32.65	2.81	37.50	2.94	43.33	3.09	47.21	3.20	52.07	3.32
	70.0	22.61	2.57	27.46	2.70	32.32	2.83	37.17	2.96	43.00	3.11	46.88	3.21	51.74	3.34
	71.6	22.34	2.58	27.20	2.71	32.05	2.84	36.91	2.97	42.74	3.12	46.62	3.22	51.48	3.35
	75.2	21.75	2.61	26.60	2.74	31.46	2.87	36.32	3.00	42.14	3.15	46.03	3.25	50.88	3.38
FTXS09L + FTXS09L + CDXS24L	60.8	23.45	2.31	28.17	2.43	32.89	2.54	37.61	2.66	43.27	2.80	47.05	2.90	51.77	3.02
	64.4	22.87	2.33	27.59	2.45	32.31	2.57	37.03	2.69	42.70	2.83	46.47	2.92	51.19	3.04
	68.0	22.30	2.36	27.02	2.48	31.74	2.60	36.46	2.71	42.12	2.86	45.90	2.95	50.62	3.07
	70.0	21.98	2.37	26.70	2.49	31.42	2.61	36.14	2.73	41.80	2.87	45.58	2.96	50.30	3.08
	71.6	21.72	2.39	26.44	2.50	31.16	2.62	35.88	2.74	41.54	2.88	45.32	2.98	50.04	3.09
	75.2	21.14	2.41	25.86	2.53	30.58	2.65	35.30	2.77	40.97	2.91	44.74	3.00	49.46	3.12
FTXS09L + FDXS09L + FTXS24L	60.8	23.45	2.34	28.17	2.46	32.89	2.58	37.61	2.70	43.27	2.84	47.05	2.94	51.77	3.06
	64.4	22.87	2.37	27.59	2.49	32.31	2.61	37.03	2.73	42.70	2.87	46.47	2.97	51.19	3.08
	68.0	22.30	2.39	27.02	2.51	31.74	2.63	36.46	2.75	42.12	2.90	45.90	2.99	50.62	3.11
	70.0	21.98	2.41	26.70	2.53	31.42	2.65	36.14	2.77	41.80	2.91	45.58	3.01	50.30	3.13
	71.6	21.72	2.42	26.44	2.54	31.16	2.66	35.88	2.78	41.54	2.92	45.32	3.02	50.04	3.14
	75.2	21.14	2.44	25.86	2.56	30.58	2.68	35.30	2.80	40.97	2.95	44.74	3.04	49.46	3.16
FTXS09L + FDXS09L + CDXS24L	60.8	22.83	2.25	27.43	2.37	32.03	2.48	36.62	2.60	42.14	2.74	45.81	2.83	50.41	2.94
	64.4	22.27	2.28	26.87	2.39	31.46	2.51	36.06	2.62	41.57	2.76	45.25	2.85	49.85	2.97
	68.0	21.71	2.30	26.31	2.42	30.90	2.53	35.50	2.65	41.01	2.79	44.69	2.88	49.28	2.99
	70.0	21.40	2.32	25.99	2.43	30.59	2.55	35.19	2.66	40.70	2.80	44.38	2.89	48.97	3.01
	71.6	21.15	2.33	25.74	2.44	30.34	2.56	34.94	2.67	40.45	2.81	44.13	2.90	48.72	3.02
	75.2	20.59	2.35	25.18	2.47	29.78	2.58	34.37	2.70	39.89	2.84	43.56	2.93	48.16	3.04
FDXS09L + FDXS09L + FTXS24L	60.8	22.83	2.18	27.43	2.29	32.03	2.40	36.62	2.51	42.14	2.65	45.81	2.74	50.41	2.85
	64.4	22.27	2.20	26.87	2.31	31.46	2.43	36.06	2.54	41.57	2.67	45.25	2.76	49.85	2.87
	68.0	21.71	2.23	26.31	2.34	30.90	2.45	35.50	2.56	41.01	2.70	44.69	2.79	49.28	2.90
	70.0	21.40	2.24	25.99	2.35	30.59	2.46	35.19	2.58	40.70	2.71	44.38	2.80	48.97	2.91
	71.6	21.15	2.25	25.74	2.36	30.34	2.48	34.94	2.59	40.45	2.72	44.13	2.81	48.72	2.92
	75.2	20.59	2.28	25.18	2.39	29.78	2.50	34.37	2.61	39.89	2.75	43.56	2.83	48.16	2.95
FDXS09L + FDXS09L + CDXS24L	60.8	22.16	2.24	26.62	2.35	31.08	2.46	35.54	2.58	40.89	2.72	44.46	2.81	48.92	2.92
	64.4	21.62	2.26	26.08	2.37	30.54	2.49	35.00	2.60	40.35	2.74	43.92	2.83	48.38	2.95
	68.0	21.07	2.29	25.53	2.40	29.99	2.51	34.45	2.63	39.80	2.77	43.37	2.86	47.83	2.97
	70.0	20.77	2.30	25.23	2.41	29.69	2.53	34.15	2.64	39.50	2.78	43.07	2.87	47.53	2.99
	71.6	20.52	2.31	24.98	2.42	29.45	2.54	33.91	2.65	39.26	2.79	42.83	2.88	47.29	3.00
	75.2	19.98	2.34	24.44	2.45	28.90	2.56	33.36	2.68	38.71	2.82	42.28	2.91	46.74	3.02

Combination (Capacity)	Indoor air temp. EDB	Outdoor air temp.:EWB													
		5.0		14.0		23.0		32.0		43.0		50.0		59.0	
		TC	PI	TC	PI	TC	PI	TC	PI	TC	PI	TC	PI	TC	PI
		kBtu/h	kW	kBtu/h	kW	kBtu/h	kW	kBtu/h	kW	kBtu/h	kW	kBtu/h	kW	kBtu/h	kW
FTXS09L + FTXS12L + FTXS12L	60.8	23.06	2.09	27.70	2.20	32.34	2.30	36.98	2.41	42.55	2.54	46.26	2.63	50.90	2.73
	64.4	22.49	2.11	27.13	2.22	31.77	2.33	36.41	2.44	41.98	2.56	45.70	2.65	50.34	2.76
	68.0	21.92	2.14	26.56	2.24	31.21	2.35	35.85	2.46	41.42	2.59	45.13	2.67	49.77	2.78
	70.0	21.61	2.15	26.25	2.26	30.89	2.36	35.53	2.47	41.10	2.60	44.81	2.69	49.45	2.79
	71.6	21.36	2.16	26.00	2.27	30.64	2.37	35.28	2.48	40.85	2.61	44.56	2.70	49.20	2.80
	75.2	20.79	2.18	25.43	2.29	30.07	2.40	34.71	2.51	40.28	2.63	43.99	2.72	48.63	2.83
FTXS09L + FTXS12L + FDXS12L	60.8	22.27	2.03	26.76	2.14	31.24	2.24	35.72	2.35	41.10	2.47	44.69	2.56	49.17	2.66
	64.4	21.72	2.06	26.21	2.16	30.69	2.27	35.17	2.37	40.55	2.49	44.14	2.58	48.62	2.68
	68.0	21.18	2.08	25.66	2.18	30.14	2.29	34.63	2.39	40.00	2.52	43.59	2.60	48.07	2.70
	70.0	20.87	2.09	25.35	2.20	29.84	2.30	34.32	2.40	39.70	2.53	43.29	2.61	47.77	2.72
	71.6	20.63	2.10	25.11	2.21	29.59	2.31	34.08	2.42	39.46	2.54	43.04	2.62	47.53	2.73
	75.2	20.08	2.13	24.56	2.23	29.05	2.33	33.53	2.44	38.91	2.56	42.49	2.65	46.98	2.75
FTXS09L + FDXS12L + FDXS12L	60.8	21.54	2.07	25.88	2.18	30.22	2.29	34.55	2.39	39.75	2.52	43.22	2.61	47.56	2.71
	64.4	21.01	2.10	25.35	2.20	29.69	2.31	34.02	2.42	39.22	2.54	42.69	2.63	47.03	2.74
	68.0	20.48	2.12	24.82	2.23	29.16	2.33	33.49	2.44	38.69	2.57	42.16	2.65	46.50	2.76
	70.0	20.19	2.13	24.52	2.24	28.86	2.35	33.20	2.45	38.40	2.58	41.87	2.66	46.20	2.77
	71.6	19.95	2.14	24.29	2.25	28.63	2.36	32.96	2.46	38.16	2.59	41.63	2.68	45.97	2.78
	75.2	19.42	2.17	23.76	2.27	28.09	2.38	32.43	2.49	37.63	2.61	41.10	2.70	45.44	2.80
FDXS09L + FTXS12L + FTXS12L	60.8	22.27	2.02	26.76	2.12	31.24	2.22	35.72	2.33	41.10	2.45	44.69	2.53	49.17	2.64
	64.4	21.72	2.04	26.21	2.14	30.69	2.25	35.17	2.35	40.55	2.47	44.14	2.56	48.62	2.66
	68.0	21.18	2.06	25.66	2.17	30.14	2.27	34.63	2.37	40.00	2.50	43.59	2.58	48.07	2.68
	70.0	20.87	2.08	25.35	2.18	29.84	2.28	34.32	2.39	39.70	2.51	43.29	2.59	47.77	2.70
	71.6	20.63	2.09	25.11	2.19	29.59	2.29	34.08	2.40	39.46	2.52	43.04	2.60	47.53	2.71
	75.2	20.08	2.11	24.56	2.21	29.05	2.32	33.53	2.42	38.91	2.54	42.49	2.63	46.98	2.73
FDXS09L + FTXS12L + FDXS12L	60.8	21.54	2.05	25.88	2.16	30.22	2.26	34.55	2.37	39.75	2.49	43.22	2.58	47.56	2.68
	64.4	21.01	2.07	25.35	2.18	29.69	2.28	34.02	2.39	39.22	2.51	42.69	2.60	47.03	2.70
	68.0	20.48	2.10	24.82	2.20	29.16	2.31	33.49	2.41	38.69	2.54	42.16	2.62	46.50	2.73
	70.0	20.19	2.11	24.52	2.21	28.86	2.32	33.20	2.42	38.40	2.55	41.87	2.63	46.20	2.74
	71.6	19.95	2.12	24.29	2.22	28.63	2.33	32.96	2.43	38.16	2.56	41.63	2.64	45.97	2.75
	75.2	19.42	2.14	23.76	2.25	28.09	2.35	32.43	2.46	37.63	2.58	41.10	2.67	45.44	2.77
FDXS09L + FDXS12L + FDXS12L	60.8	20.76	2.10	24.94	2.21	29.11	2.31	33.29	2.42	38.31	2.55	41.65	2.64	45.83	2.74
	64.4	20.25	2.12	24.43	2.23	28.60	2.34	32.78	2.44	37.79	2.57	41.14	2.66	45.32	2.77
	68.0	19.74	2.15	23.91	2.25	28.09	2.36	32.27	2.47	37.28	2.60	40.63	2.68	44.80	2.79
	70.0	19.45	2.16	23.63	2.27	27.81	2.37	31.99	2.48	37.00	2.61	40.34	2.70	44.52	2.80
	71.6	19.23	2.17	23.40	2.28	27.58	2.38	31.76	2.49	36.77	2.62	40.12	2.71	44.29	2.81
	75.2	18.71	2.19	22.89	2.30	27.07	2.41	31.25	2.51	36.26	2.64	39.60	2.73	43.78	2.84
FTXS09L + FTXS12L + FTXS15L	60.8	24.12	2.42	28.98	2.54	33.84	2.67	38.69	2.79	44.52	2.94	48.40	3.04	53.26	3.16
	64.4	23.53	2.45	28.39	2.57	33.24	2.70	38.10	2.82	43.92	2.97	47.81	3.07	52.66	3.19
	68.0	22.94	2.47	27.79	2.60	32.65	2.72	37.50	2.85	43.33	2.99	47.21	3.09	52.07	3.22
	70.0	22.61	2.49	27.46	2.61	32.32	2.74	37.17	2.86	43.00	3.01	46.88	3.11	51.74	3.23
	71.6	22.34	2.50	27.20	2.63	32.05	2.75	36.91	2.87	42.74	3.02	46.62	3.12	51.48	3.25
	75.2	21.75	2.53	26.60	2.65	31.46	2.78	36.32	2.90	42.14	3.05	46.03	3.15	50.88	3.27
FTXS09L + FTXS12L + CDXS15L	60.8	23.45	2.32	28.17	2.44	32.89	2.56	37.61	2.68	43.27	2.82	47.05	2.92	51.77	3.04
	64.4	22.87	2.35	27.59	2.47	32.31	2.59	37.03	2.71	42.70	2.85	46.47	2.94	51.19	3.06
	68.0	22.30	2.38	27.02	2.49	31.74	2.61	36.46	2.73	42.12	2.88	45.90	2.97	50.62	3.09
	70.0	21.98	2.39	26.70	2.51	31.42	2.63	36.14	2.75	41.80	2.89	45.58	2.99	50.30	3.10
	71.6	21.72	2.40	26.44	2.52	31.16	2.64	35.88	2.76	41.54	2.90	45.32	3.00	50.04	3.12
	75.2	21.14	2.43	25.86	2.55	30.58	2.67	35.30	2.78	40.97	2.93	44.74	3.02	49.46	3.14

Combination (Capacity)	Indoor air temp. EDB	Outdoor air temp.:EWB													
		5.0		14.0		23.0		32.0		43.0		50.0		59.0	
		TC	PI	TC	PI	TC	PI	TC	PI	TC	PI	TC	PI	TC	PI
		kBtu/h	kW	kBtu/h	kW	kBtu/h	kW	kBtu/h	kW	kBtu/h	kW	kBtu/h	kW	kBtu/h	kW
FTXS09L + FDXS12L + FTXS15L	60.8	23.45	2.26	28.17	2.38	32.89	2.49	37.61	2.61	43.27	2.75	47.05	2.84	51.77	2.95
	64.4	22.87	2.28	27.59	2.40	32.31	2.52	37.03	2.63	42.70	2.77	46.47	2.86	51.19	2.98
	68.0	22.30	2.31	27.02	2.43	31.74	2.54	36.46	2.66	42.12	2.80	45.90	2.89	50.62	3.00
	70.0	21.98	2.32	26.70	2.44	31.42	2.56	36.14	2.67	41.80	2.81	45.58	2.90	50.30	3.02
	71.6	21.72	2.34	26.44	2.45	31.16	2.57	35.88	2.68	41.54	2.82	45.32	2.91	50.04	3.03
	75.2	21.14	2.36	25.86	2.48	30.58	2.59	35.30	2.71	40.97	2.85	44.74	2.94	49.46	3.05
FTXS09L + FDXS12L + CDXS15L	60.8	22.83	2.28	27.43	2.40	32.03	2.52	36.62	2.63	42.14	2.77	45.81	2.87	50.41	2.99
	64.4	22.27	2.31	26.87	2.43	31.46	2.54	36.06	2.66	41.57	2.80	45.25	2.89	49.85	3.01
	68.0	21.71	2.33	26.31	2.45	30.90	2.57	35.50	2.69	41.01	2.83	44.69	2.92	49.28	3.04
	70.0	21.40	2.35	25.99	2.47	30.59	2.58	35.19	2.70	40.70	2.84	44.38	2.93	48.97	3.05
	71.6	21.15	2.36	25.74	2.48	30.34	2.59	34.94	2.71	40.45	2.85	44.13	2.94	48.72	3.06
	75.2	20.59	2.39	25.18	2.50	29.78	2.62	34.37	2.74	39.89	2.88	43.56	2.97	48.16	3.09
FDXS09L + FTXS12L + FTXS15L	60.8	23.45	2.28	28.17	2.39	32.89	2.51	37.61	2.62	43.27	2.76	47.05	2.86	51.77	2.97
	64.4	22.87	2.30	27.59	2.42	32.31	2.53	37.03	2.65	42.70	2.79	46.47	2.88	51.19	3.00
	68.0	22.30	2.33	27.02	2.44	31.74	2.56	36.46	2.68	42.12	2.82	45.90	2.91	50.62	3.03
	70.0	21.98	2.34	26.70	2.46	31.42	2.57	36.14	2.69	41.80	2.83	45.58	2.92	50.30	3.04
	71.6	21.72	2.35	26.44	2.47	31.16	2.58	35.88	2.70	41.54	2.84	45.32	2.93	50.04	3.05
	75.2	21.14	2.38	25.86	2.49	30.58	2.61	35.30	2.73	40.97	2.87	44.74	2.96	49.46	3.08
FDXS09L + FTXS12L + CDXS15L	60.8	22.83	2.27	27.43	2.38	32.03	2.50	36.62	2.62	42.14	2.76	45.81	2.85	50.41	2.96
	64.4	22.27	2.29	26.87	2.41	31.46	2.52	36.06	2.64	41.57	2.78	45.25	2.87	49.85	2.99
	68.0	21.71	2.32	26.31	2.43	30.90	2.55	35.50	2.67	41.01	2.81	44.69	2.90	49.28	3.01
	70.0	21.40	2.33	25.99	2.45	30.59	2.56	35.19	2.68	40.70	2.82	44.38	2.91	48.97	3.03
	71.6	21.15	2.34	25.74	2.46	30.34	2.58	34.94	2.69	40.45	2.83	44.13	2.92	48.72	3.04
	75.2	20.59	2.37	25.18	2.49	29.78	2.60	34.37	2.72	39.89	2.86	43.56	2.95	48.16	3.07
FDXS09L + FDXS12L + FTXS15L	60.8	22.83	2.17	27.43	2.28	32.03	2.39	36.62	2.50	42.14	2.64	45.81	2.73	50.41	2.84
	64.4	22.27	2.20	26.87	2.31	31.46	2.42	36.06	2.53	41.57	2.66	45.25	2.75	49.85	2.86
	68.0	21.71	2.22	26.31	2.33	30.90	2.44	35.50	2.55	41.01	2.69	44.69	2.78	49.28	2.89
	70.0	21.40	2.23	25.99	2.34	30.59	2.46	35.19	2.57	40.70	2.70	44.38	2.79	48.97	2.90
	71.6	21.15	2.24	25.74	2.36	30.34	2.47	34.94	2.58	40.45	2.71	44.13	2.80	48.72	2.91
	75.2	20.59	2.27	25.18	2.38	29.78	2.49	34.37	2.60	39.89	2.74	43.56	2.82	48.16	2.94
FDXS09L + FDXS12L + CDXS15L	60.8	22.16	2.32	26.62	2.43	31.08	2.55	35.54	2.67	40.89	2.81	44.46	2.91	48.92	3.03
	64.4	21.62	2.34	26.08	2.46	30.54	2.58	35.00	2.70	40.35	2.84	43.92	2.93	48.38	3.05
	68.0	21.07	2.37	25.53	2.49	29.99	2.60	34.45	2.72	39.80	2.87	43.37	2.96	47.83	3.08
	70.0	20.77	2.38	25.23	2.50	29.69	2.62	34.15	2.74	39.50	2.88	43.07	2.97	47.53	3.09
	71.6	20.52	2.39	24.98	2.51	29.45	2.63	33.91	2.75	39.26	2.89	42.83	2.99	47.29	3.11
	75.2	19.98	2.42	24.44	2.54	28.90	2.66	33.36	2.78	38.71	2.92	42.28	3.01	46.74	3.13
FTXS09L + FTXS12L + FTXS18L	60.8	24.12	2.48	28.98	2.60	33.84	2.73	38.69	2.86	44.52	3.01	48.40	3.11	53.26	3.24
	64.4	23.53	2.50	28.39	2.63	33.24	2.76	38.10	2.88	43.92	3.04	47.81	3.14	52.66	3.27
	68.0	22.94	2.53	27.79	2.66	32.65	2.79	37.50	2.91	43.33	3.06	47.21	3.17	52.07	3.29
	70.0	22.61	2.55	27.46	2.67	32.32	2.80	37.17	2.93	43.00	3.08	46.88	3.18	51.74	3.31
	71.6	22.34	2.56	27.20	2.69	32.05	2.81	36.91	2.94	42.74	3.09	46.62	3.19	51.48	3.32
	75.2	21.75	2.59	26.60	2.71	31.46	2.84	36.32	2.97	42.14	3.12	46.03	3.22	50.88	3.35
FTXS09L + FTXS12L + CDXS18L	60.8	23.45	2.32	28.17	2.43	32.89	2.55	37.61	2.67	43.27	2.81	47.05	2.91	51.77	3.03
	64.4	22.87	2.34	27.59	2.46	32.31	2.58	37.03	2.70	42.70	2.84	46.47	2.93	51.19	3.05
	68.0	22.30	2.37	27.02	2.49	31.74	2.60	36.46	2.72	42.12	2.87	45.90	2.96	50.62	3.08
	70.0	21.98	2.38	26.70	2.50	31.42	2.62	36.14	2.74	41.80	2.88	45.58	2.97	50.30	3.09
	71.6	21.72	2.39	26.44	2.51	31.16	2.63	35.88	2.75	41.54	2.89	45.32	2.99	50.04	3.11
	75.2	21.14	2.42	25.86	2.54	30.58	2.66	35.30	2.78	40.97	2.92	44.74	3.01	49.46	3.13

Combination (Capacity)	Indoor air temp. EDB	Outdoor air temp.:EWB													
		5.0		14.0		23.0		32.0		43.0		50.0		59.0	
		TC	PI	TC	PI	TC	PI	TC	PI	TC	PI	TC	PI	TC	PI
		kBtu/h	kW	kBtu/h	kW	kBtu/h	kW	kBtu/h	kW	kBtu/h	kW	kBtu/h	kW	kBtu/h	kW
FTXS09L + FDXS12L + FTXS18L	60.8	23.45	2.27	28.17	2.38	32.89	2.50	37.61	2.62	43.27	2.76	47.05	2.85	51.77	2.96
	64.4	22.87	2.29	27.59	2.41	32.31	2.52	37.03	2.64	42.70	2.78	46.47	2.87	51.19	2.99
	68.0	22.30	2.32	27.02	2.43	31.74	2.55	36.46	2.67	42.12	2.81	45.90	2.90	50.62	3.01
	70.0	21.98	2.33	26.70	2.45	31.42	2.56	36.14	2.68	41.80	2.82	45.58	2.91	50.30	3.03
	71.6	21.72	2.34	26.44	2.46	31.16	2.58	35.88	2.69	41.54	2.83	45.32	2.92	50.04	3.04
	75.2	21.14	2.37	25.86	2.49	30.58	2.60	35.30	2.72	40.97	2.86	44.74	2.95	49.46	3.07
FTXS09L + FDXS12L + CDXS18L	60.8	22.83	2.28	27.43	2.39	32.03	2.51	36.62	2.62	42.14	2.76	45.81	2.86	50.41	2.97
	64.4	22.27	2.30	26.87	2.42	31.46	2.53	36.06	2.65	41.57	2.79	45.25	2.88	49.85	3.00
	68.0	21.71	2.33	26.31	2.44	30.90	2.56	35.50	2.68	41.01	2.82	44.69	2.91	49.28	3.03
	70.0	21.40	2.34	25.99	2.46	30.59	2.57	35.19	2.69	40.70	2.83	44.38	2.92	48.97	3.04
	71.6	21.15	2.35	25.74	2.47	30.34	2.58	34.94	2.70	40.45	2.84	44.13	2.93	48.72	3.05
	75.2	20.59	2.38	25.18	2.49	29.78	2.61	34.37	2.73	39.89	2.87	43.56	2.96	48.16	3.08
FDXS09L + FTXS12L + FTXS18L	60.8	23.45	2.28	28.17	2.40	32.89	2.52	37.61	2.63	43.27	2.77	47.05	2.87	51.77	2.99
	64.4	22.87	2.31	27.59	2.43	32.31	2.54	37.03	2.66	42.70	2.80	46.47	2.89	51.19	3.01
	68.0	22.30	2.33	27.02	2.45	31.74	2.57	36.46	2.69	42.12	2.83	45.90	2.92	50.62	3.04
	70.0	21.98	2.35	26.70	2.47	31.42	2.58	36.14	2.70	41.80	2.84	45.58	2.93	50.30	3.05
	71.6	21.72	2.36	26.44	2.48	31.16	2.59	35.88	2.71	41.54	2.85	45.32	2.94	50.04	3.06
	75.2	21.14	2.39	25.86	2.50	30.58	2.62	35.30	2.74	40.97	2.88	44.74	2.97	49.46	3.09
FDXS09L + FTXS12L + CDXS18L	60.8	22.83	2.26	27.43	2.38	32.03	2.49	36.62	2.61	42.14	2.75	45.81	2.84	50.41	2.95
	64.4	22.27	2.28	26.87	2.40	31.46	2.52	36.06	2.63	41.57	2.77	45.25	2.86	49.85	2.98
	68.0	21.71	2.31	26.31	2.43	30.90	2.54	35.50	2.66	41.01	2.80	44.69	2.89	49.28	3.00
	70.0	21.40	2.32	25.99	2.44	30.59	2.56	35.19	2.67	40.70	2.81	44.38	2.90	48.97	3.02
	71.6	21.15	2.34	25.74	2.45	30.34	2.57	34.94	2.68	40.45	2.82	44.13	2.91	48.72	3.03
	75.2	20.59	2.36	25.18	2.48	29.78	2.59	34.37	2.71	39.89	2.85	43.56	2.94	48.16	3.05
FDXS09L + FDXS12L + FTXS18L	60.8	22.83	2.17	27.43	2.28	32.03	2.39	36.62	2.50	42.14	2.64	45.81	2.73	50.41	2.84
	64.4	22.27	2.20	26.87	2.31	31.46	2.42	36.06	2.53	41.57	2.66	45.25	2.75	49.85	2.86
	68.0	21.71	2.22	26.31	2.33	30.90	2.44	35.50	2.55	41.01	2.69	44.69	2.78	49.28	2.89
	70.0	21.40	2.23	25.99	2.34	30.59	2.46	35.19	2.57	40.70	2.70	44.38	2.79	48.97	2.90
	71.6	21.15	2.24	25.74	2.36	30.34	2.47	34.94	2.58	40.45	2.71	44.13	2.80	48.72	2.91
	75.2	20.59	2.27	25.18	2.38	29.78	2.49	34.37	2.60	39.89	2.74	43.56	2.82	48.16	2.94
FDXS09L + FDXS12L + CDXS18L	60.8	22.16	2.31	26.62	2.43	31.08	2.54	35.54	2.66	40.89	2.80	44.46	2.90	48.92	3.02
	64.4	21.62	2.33	26.08	2.45	30.54	2.57	35.00	2.69	40.35	2.83	43.92	2.92	48.38	3.04
	68.0	21.07	2.36	25.53	2.48	29.99	2.60	34.45	2.71	39.80	2.86	43.37	2.95	47.83	3.07
	70.0	20.77	2.37	25.23	2.49	29.69	2.61	34.15	2.73	39.50	2.87	43.07	2.96	47.53	3.08
	71.6	20.52	2.39	24.98	2.50	29.45	2.62	33.91	2.74	39.26	2.88	42.83	2.98	47.29	3.09
	75.2	19.98	2.41	24.44	2.53	28.90	2.65	33.36	2.77	38.71	2.91	42.28	3.00	46.74	3.12
FTXS09L + FTXS12L + FTXS24L	60.8	24.12	2.53	28.98	2.66	33.84	2.79	38.69	2.92	44.52	3.08	48.40	3.18	53.26	3.31
	64.4	23.53	2.56	28.39	2.69	33.24	2.82	38.10	2.95	43.92	3.11	47.81	3.21	52.66	3.34
	68.0	22.94	2.59	27.79	2.72	32.65	2.85	37.50	2.98	43.33	3.13	47.21	3.24	52.07	3.37
	70.0	22.61	2.61	27.46	2.73	32.32	2.86	37.17	2.99	43.00	3.15	46.88	3.25	51.74	3.38
	71.6	22.34	2.62	27.20	2.75	32.05	2.88	36.91	3.01	42.74	3.16	46.62	3.27	51.48	3.40
	75.2	21.75	2.65	26.60	2.78	31.46	2.91	36.32	3.04	42.14	3.19	46.03	3.29	50.88	3.42
FTXS09L + FTXS12L + CDXS24L	60.8	23.45	2.31	28.17	2.43	32.89	2.54	37.61	2.66	43.27	2.80	47.05	2.90	51.77	3.02
	64.4	22.87	2.33	27.59	2.45	32.31	2.57	37.03	2.69	42.70	2.83	46.47	2.92	51.19	3.04
	68.0	22.30	2.36	27.02	2.48	31.74	2.60	36.46	2.71	42.12	2.86	45.90	2.95	50.62	3.07
	70.0	21.98	2.37	26.70	2.49	31.42	2.61	36.14	2.73	41.80	2.87	45.58	2.96	50.30	3.08
	71.6	21.72	2.39	26.44	2.50	31.16	2.62	35.88	2.74	41.54	2.88	45.32	2.98	50.04	3.09
	75.2	21.14	2.41	25.86	2.53	30.58	2.65	35.30	2.77	40.97	2.91	44.74	3.00	49.46	3.12

Combination (Capacity)	Indoor air temp. EDB	Outdoor air temp.:EWB													
		5.0		14.0		23.0		32.0		43.0		50.0		59.0	
		TC	PI	TC	PI	TC	PI	TC	PI	TC	PI	TC	PI	TC	PI
		kBtu/h	kW	kBtu/h	kW	kBtu/h	kW	kBtu/h	kW	kBtu/h	kW	kBtu/h	kW	kBtu/h	kW
FTXS09L + FDXS12L + FTXS24L	60.8	23.45	2.34	28.17	2.46	32.89	2.58	37.61	2.70	43.27	2.84	47.05	2.94	51.77	3.06
	64.4	22.87	2.37	27.59	2.49	32.31	2.61	37.03	2.73	42.70	2.87	46.47	2.97	51.19	3.08
	68.0	22.30	2.39	27.02	2.51	31.74	2.63	36.46	2.75	42.12	2.90	45.90	2.99	50.62	3.11
	70.0	21.98	2.41	26.70	2.53	31.42	2.65	36.14	2.77	41.80	2.91	45.58	3.01	50.30	3.13
	71.6	21.72	2.42	26.44	2.54	31.16	2.66	35.88	2.78	41.54	2.92	45.32	3.02	50.04	3.14
	75.2	21.14	2.44	25.86	2.56	30.58	2.68	35.30	2.80	40.97	2.95	44.74	3.04	49.46	3.16
FTXS09L + FDXS12L + CDXS24L	60.8	22.83	2.25	27.43	2.37	32.03	2.48	36.62	2.60	42.14	2.74	45.81	2.83	50.41	2.94
	64.4	22.27	2.28	26.87	2.39	31.46	2.51	36.06	2.62	41.57	2.76	45.25	2.85	49.85	2.97
	68.0	21.71	2.30	26.31	2.42	30.90	2.53	35.50	2.65	41.01	2.79	44.69	2.88	49.28	2.99
	70.0	21.40	2.32	25.99	2.43	30.59	2.55	35.19	2.66	40.70	2.80	44.38	2.89	48.97	3.01
	71.6	21.15	2.33	25.74	2.44	30.34	2.56	34.94	2.67	40.45	2.81	44.13	2.90	48.72	3.02
	75.2	20.59	2.35	25.18	2.47	29.78	2.58	34.37	2.70	39.89	2.84	43.56	2.93	48.16	3.04
FDXS09L + FTXS12L + FTXS24L	60.8	23.45	2.36	28.17	2.48	32.89	2.60	37.61	2.72	43.27	2.86	47.05	2.96	51.77	3.08
	64.4	22.87	2.38	27.59	2.50	32.31	2.62	37.03	2.74	42.70	2.89	46.47	2.99	51.19	3.11
	68.0	22.30	2.41	27.02	2.53	31.74	2.65	36.46	2.77	42.12	2.92	45.90	3.01	50.62	3.13
	70.0	21.98	2.42	26.70	2.54	31.42	2.66	36.14	2.79	41.80	2.93	45.58	3.03	50.30	3.15
	71.6	21.72	2.43	26.44	2.56	31.16	2.68	35.88	2.80	41.54	2.94	45.32	3.04	50.04	3.16
	75.2	21.14	2.46	25.86	2.58	30.58	2.70	35.30	2.82	40.97	2.97	44.74	3.06	49.46	3.19
FDXS09L + FTXS12L + CDXS24L	60.8	22.83	2.24	27.43	2.36	32.03	2.47	36.62	2.59	42.14	2.73	45.81	2.82	50.41	2.93
	64.4	22.27	2.27	26.87	2.38	31.46	2.50	36.06	2.61	41.57	2.75	45.25	2.84	49.85	2.96
	68.0	21.71	2.29	26.31	2.41	30.90	2.52	35.50	2.64	41.01	2.78	44.69	2.87	49.28	2.98
	70.0	21.40	2.31	25.99	2.42	30.59	2.54	35.19	2.65	40.70	2.79	44.38	2.88	48.97	3.00
	71.6	21.15	2.32	25.74	2.43	30.34	2.55	34.94	2.66	40.45	2.80	44.13	2.89	48.72	3.01
	75.2	20.59	2.34	25.18	2.46	29.78	2.57	34.37	2.69	39.89	2.83	43.56	2.92	48.16	3.03
FDXS09L + FDXS12L + FTXS24L	60.8	22.83	2.18	27.43	2.29	32.03	2.40	36.62	2.51	42.14	2.65	45.81	2.74	50.41	2.85
	64.4	22.27	2.20	26.87	2.31	31.46	2.43	36.06	2.54	41.57	2.67	45.25	2.76	49.85	2.87
	68.0	21.71	2.23	26.31	2.34	30.90	2.45	35.50	2.56	41.01	2.70	44.69	2.79	49.28	2.90
	70.0	21.40	2.24	25.99	2.35	30.59	2.46	35.19	2.58	40.70	2.71	44.38	2.80	48.97	2.91
	71.6	21.15	2.25	25.74	2.36	30.34	2.48	34.94	2.59	40.45	2.72	44.13	2.81	48.72	2.92
	75.2	20.59	2.28	25.18	2.39	29.78	2.50	34.37	2.61	39.89	2.75	43.56	2.83	48.16	2.95
FDXS09L + FDXS12L + CDXS24L	60.8	22.16	2.24	26.62	2.35	31.08	2.46	35.54	2.58	40.89	2.72	44.46	2.81	48.92	2.92
	64.4	21.62	2.26	26.08	2.37	30.54	2.49	35.00	2.60	40.35	2.74	43.92	2.83	48.38	2.95
	68.0	21.07	2.29	25.53	2.40	29.99	2.51	34.45	2.63	39.80	2.77	43.37	2.86	47.83	2.97
	70.0	20.77	2.30	25.23	2.41	29.69	2.53	34.15	2.64	39.50	2.78	43.07	2.87	47.53	2.99
	71.6	20.52	2.31	24.98	2.42	29.45	2.54	33.91	2.65	39.26	2.79	42.83	2.88	47.29	3.00
	75.2	19.98	2.34	24.44	2.45	28.90	2.56	33.36	2.68	38.71	2.82	42.28	2.91	46.74	3.02
FTXS09L + FTXS15L + FTXS15L	60.8	24.12	2.77	28.98	2.91	33.84	3.05	38.69	3.19	44.52	3.36	48.40	3.47	53.26	3.62
	64.4	23.53	2.80	28.39	2.94	33.24	3.08	38.10	3.22	43.92	3.39	47.81	3.51	52.66	3.65
	68.0	22.94	2.83	27.79	2.97	32.65	3.11	37.50	3.25	43.33	3.42	47.21	3.54	52.07	3.68
	70.0	22.61	2.85	27.46	2.99	32.32	3.13	37.17	3.27	43.00	3.44	46.88	3.55	51.74	3.69
	71.6	22.34	2.86	27.20	3.00	32.05	3.14	36.91	3.28	42.74	3.45	46.62	3.57	51.48	3.71
	75.2	21.75	2.89	26.60	3.03	31.46	3.17	36.32	3.31	42.14	3.48	46.03	3.60	50.88	3.74
FTXS09L + FTXS15L + CDXS15L	60.8	23.45	2.43	28.17	2.55	32.89	2.68	37.61	2.80	43.27	2.95	47.05	3.05	51.77	3.17
	64.4	22.87	2.46	27.59	2.58	32.31	2.70	37.03	2.83	42.70	2.98	46.47	3.08	51.19	3.20
	68.0	22.30	2.48	27.02	2.61	31.74	2.73	36.46	2.86	42.12	3.00	45.90	3.10	50.62	3.23
	70.0	21.98	2.50	26.70	2.62	31.42	2.75	36.14	2.87	41.80	3.02	45.58	3.12	50.30	3.24
	71.6	21.72	2.51	26.44	2.63	31.16	2.76	35.88	2.88	41.54	3.03	45.32	3.13	50.04	3.26
	75.2	21.14	2.54	25.86	2.66	30.58	2.79	35.30	2.91	40.97	3.06	44.74	3.16	49.46	3.28

Combination (Capacity)	Indoor air temp. EDB	Outdoor air temp.:EWB													
		5.0		14.0		23.0		32.0		43.0		50.0		59.0	
		TC	PI	TC	PI	TC	PI	TC	PI	TC	PI	TC	PI	TC	PI
		kBtu/h	kW	kBtu/h	kW	kBtu/h	kW	kBtu/h	kW	kBtu/h	kW	kBtu/h	kW	kBtu/h	kW
FTXS09L + CDXS15L + CDXS15L	60.8	22.83	2.32	27.43	2.44	32.03	2.56	36.62	2.68	42.14	2.82	45.81	2.92	50.41	3.04
	64.4	22.27	2.35	26.87	2.47	31.46	2.59	36.06	2.71	41.57	2.85	45.25	2.94	49.85	3.06
	68.0	21.71	2.38	26.31	2.49	30.90	2.61	35.50	2.73	41.01	2.88	44.69	2.97	49.28	3.09
	70.0	21.40	2.39	25.99	2.51	30.59	2.63	35.19	2.75	40.70	2.89	44.38	2.99	48.97	3.10
	71.6	21.15	2.40	25.74	2.52	30.34	2.64	34.94	2.76	40.45	2.90	44.13	3.00	48.72	3.12
	75.2	20.59	2.43	25.18	2.55	29.78	2.67	34.37	2.78	39.89	2.93	43.56	3.02	48.16	3.14
FDXS09L + FTXS15L + FTXS15L	60.8	23.45	2.50	28.17	2.63	32.89	2.76	37.61	2.88	43.27	3.04	47.05	3.14	51.77	3.27
	64.4	22.87	2.53	27.59	2.66	32.31	2.78	37.03	2.91	42.70	3.07	46.47	3.17	51.19	3.30
	68.0	22.30	2.56	27.02	2.68	31.74	2.81	36.46	2.94	42.12	3.09	45.90	3.20	50.62	3.32
	70.0	21.98	2.57	26.70	2.70	31.42	2.83	36.14	2.96	41.80	3.11	45.58	3.21	50.30	3.34
	71.6	21.72	2.58	26.44	2.71	31.16	2.84	35.88	2.97	41.54	3.12	45.32	3.22	50.04	3.35
	75.2	21.14	2.61	25.86	2.74	30.58	2.87	35.30	3.00	40.97	3.15	44.74	3.25	49.46	3.38
FDXS09L + FTXS15L + CDXS15L	60.8	22.83	2.26	27.43	2.38	32.03	2.49	36.62	2.61	42.14	2.75	45.81	2.84	50.41	2.95
	64.4	22.27	2.28	26.87	2.40	31.46	2.52	36.06	2.63	41.57	2.77	45.25	2.86	49.85	2.98
	68.0	21.71	2.31	26.31	2.43	30.90	2.54	35.50	2.66	41.01	2.80	44.69	2.89	49.28	3.00
	70.0	21.40	2.32	25.99	2.44	30.59	2.56	35.19	2.67	40.70	2.81	44.38	2.90	48.97	3.02
	71.6	21.15	2.34	25.74	2.45	30.34	2.57	34.94	2.68	40.45	2.82	44.13	2.91	48.72	3.03
	75.2	20.59	2.36	25.18	2.48	29.78	2.59	34.37	2.71	39.89	2.85	43.56	2.94	48.16	3.05
FDXS09L + CDXS15L + CDXS15L	60.8	22.16	2.28	26.62	2.39	31.08	2.51	35.54	2.62	40.89	2.76	44.46	2.86	48.92	2.97
	64.4	21.62	2.30	26.08	2.42	30.54	2.53	35.00	2.65	40.35	2.79	43.92	2.88	48.38	3.00
	68.0	21.07	2.33	25.53	2.44	29.99	2.56	34.45	2.68	39.80	2.82	43.37	2.91	47.83	3.03
	70.0	20.77	2.34	25.23	2.46	29.69	2.57	34.15	2.69	39.50	2.83	43.07	2.92	47.53	3.04
	71.6	20.52	2.35	24.98	2.47	29.45	2.58	33.91	2.70	39.26	2.84	42.83	2.93	47.29	3.05
	75.2	19.98	2.38	24.44	2.49	28.90	2.61	33.36	2.73	38.71	2.87	42.28	2.96	46.74	3.08
FTXS09L + FTXS15L + FTXS18L	60.8	24.12	2.83	28.98	2.98	33.84	3.12	38.69	3.27	44.52	3.44	48.40	3.55	53.26	3.70
	64.4	23.53	2.86	28.39	3.01	33.24	3.15	38.10	3.30	43.92	3.47	47.81	3.59	52.66	3.73
	68.0	22.94	2.89	27.79	3.04	32.65	3.18	37.50	3.33	43.33	3.50	47.21	3.62	52.07	3.76
	70.0	22.61	2.91	27.46	3.06	32.32	3.20	37.17	3.35	43.00	3.52	46.88	3.64	51.74	3.78
	71.6	22.34	2.93	27.20	3.07	32.05	3.22	36.91	3.36	42.74	3.53	46.62	3.65	51.48	3.80
	75.2	21.75	2.96	26.60	3.10	31.46	3.25	36.32	3.39	42.14	3.57	46.03	3.68	50.88	3.83
FTXS09L + FTXS15L + CDXS18L	60.8	23.45	2.42	28.17	2.54	32.89	2.67	37.61	2.79	43.27	2.94	47.05	3.04	51.77	3.16
	64.4	22.87	2.45	27.59	2.57	32.31	2.70	37.03	2.82	42.70	2.97	46.47	3.07	51.19	3.19
	68.0	22.30	2.47	27.02	2.60	31.74	2.72	36.46	2.85	42.12	2.99	45.90	3.09	50.62	3.22
	70.0	21.98	2.49	26.70	2.61	31.42	2.74	36.14	2.86	41.80	3.01	45.58	3.11	50.30	3.23
	71.6	21.72	2.50	26.44	2.63	31.16	2.75	35.88	2.87	41.54	3.02	45.32	3.12	50.04	3.25
	75.2	21.14	2.53	25.86	2.65	30.58	2.78	35.30	2.90	40.97	3.05	44.74	3.15	49.46	3.27
FTXS09L + CDXS15L + FTXS18L	60.8	23.45	2.44	28.17	2.57	32.89	2.69	37.61	2.82	43.27	2.97	47.05	3.07	51.77	3.20
	64.4	22.87	2.47	27.59	2.60	32.31	2.72	37.03	2.85	42.70	3.00	46.47	3.10	51.19	3.22
	68.0	22.30	2.50	27.02	2.62	31.74	2.75	36.46	2.87	42.12	3.02	45.90	3.12	50.62	3.25
	70.0	21.98	2.51	26.70	2.64	31.42	2.76	36.14	2.89	41.80	3.04	45.58	3.14	50.30	3.27
	71.6	21.72	2.53	26.44	2.65	31.16	2.78	35.88	2.90	41.54	3.05	45.32	3.15	50.04	3.28
	75.2	21.14	2.55	25.86	2.68	30.58	2.80	35.30	2.93	40.97	3.08	44.74	3.18	49.46	3.30
FTXS09L + CDXS15L + CDXS18L	60.8	22.83	2.32	27.43	2.43	32.03	2.55	36.62	2.67	42.14	2.81	45.81	2.91	50.41	3.03
	64.4	22.27	2.34	26.87	2.46	31.46	2.58	36.06	2.70	41.57	2.84	45.25	2.93	49.85	3.05
	68.0	21.71	2.37	26.31	2.49	30.90	2.60	35.50	2.72	41.01	2.87	44.69	2.96	49.28	3.08
	70.0	21.40	2.38	25.99	2.50	30.59	2.62	35.19	2.74	40.70	2.88	44.38	2.97	48.97	3.09
	71.6	21.15	2.39	25.74	2.51	30.34	2.63	34.94	2.75	40.45	2.89	44.13	2.99	48.72	3.11
	75.2	20.59	2.42	25.18	2.54	29.78	2.66	34.37	2.78	39.89	2.92	43.56	3.01	48.16	3.13

Combination (Capacity)	Indoor air temp. EDB	Outdoor air temp.:EWB													
		5.0		14.0		23.0		32.0		43.0		50.0		59.0	
		TC	PI	TC	PI	TC	PI	TC	PI	TC	PI	TC	PI	TC	PI
		kBtu/h	kW	kBtu/h	kW	kBtu/h	kW	kBtu/h	kW	kBtu/h	kW	kBtu/h	kW	kBtu/h	kW
FDXS09L + FTXS15L + FTXS18L	60.8	23.45	2.52	28.17	2.65	32.89	2.78	37.61	2.91	43.27	3.07	47.05	3.17	51.77	3.30
	64.4	22.87	2.55	27.59	2.68	32.31	2.81	37.03	2.94	42.70	3.10	46.47	3.20	51.19	3.33
	68.0	22.30	2.58	27.02	2.71	31.74	2.84	36.46	2.97	42.12	3.12	45.90	3.23	50.62	3.36
	70.0	21.98	2.60	26.70	2.73	31.42	2.86	36.14	2.98	41.80	3.14	45.58	3.24	50.30	3.37
	71.6	21.72	2.61	26.44	2.74	31.16	2.87	35.88	3.00	41.54	3.15	45.32	3.26	50.04	3.39
	75.2	21.14	2.64	25.86	2.77	30.58	2.90	35.30	3.03	40.97	3.18	44.74	3.28	49.46	3.41
FDXS09L + FTXS15L + CDXS18L	60.8	22.83	2.25	27.43	2.37	32.03	2.48	36.62	2.60	42.14	2.74	45.81	2.83	50.41	2.94
	64.4	22.27	2.28	26.87	2.39	31.46	2.51	36.06	2.62	41.57	2.76	45.25	2.85	49.85	2.97
	68.0	21.71	2.30	26.31	2.42	30.90	2.53	35.50	2.65	41.01	2.79	44.69	2.88	49.28	2.99
	70.0	21.40	2.32	25.99	2.43	30.59	2.55	35.19	2.66	40.70	2.80	44.38	2.89	48.97	3.01
	71.6	21.15	2.33	25.74	2.44	30.34	2.56	34.94	2.67	40.45	2.81	44.13	2.90	48.72	3.02
	75.2	20.59	2.35	25.18	2.47	29.78	2.58	34.37	2.70	39.89	2.84	43.56	2.93	48.16	3.04
FDXS09L + CDXS15L + FTXS18L	60.8	22.83	2.27	27.43	2.38	32.03	2.50	36.62	2.62	42.14	2.76	45.81	2.85	50.41	2.96
	64.4	22.27	2.29	26.87	2.41	31.46	2.52	36.06	2.64	41.57	2.78	45.25	2.87	49.85	2.99
	68.0	21.71	2.32	26.31	2.43	30.90	2.55	35.50	2.67	41.01	2.81	44.69	2.90	49.28	3.01
	70.0	21.40	2.33	25.99	2.45	30.59	2.56	35.19	2.68	40.70	2.82	44.38	2.91	48.97	3.03
	71.6	21.15	2.34	25.74	2.46	30.34	2.58	34.94	2.69	40.45	2.83	44.13	2.92	48.72	3.04
	75.2	20.59	2.37	25.18	2.49	29.78	2.60	34.37	2.72	39.89	2.86	43.56	2.95	48.16	3.07
FDXS09L + CDXS15L + CDXS18L	60.8	22.16	2.27	26.62	2.38	31.08	2.50	35.54	2.62	40.89	2.76	44.46	2.85	48.92	2.96
	64.4	21.62	2.29	26.08	2.41	30.54	2.52	35.00	2.64	40.35	2.78	43.92	2.87	48.38	2.99
	68.0	21.07	2.32	25.53	2.43	29.99	2.55	34.45	2.67	39.80	2.81	43.37	2.90	47.83	3.01
	70.0	20.77	2.33	25.23	2.45	29.69	2.56	34.15	2.68	39.50	2.82	43.07	2.91	47.53	3.03
	71.6	20.52	2.34	24.98	2.46	29.45	2.58	33.91	2.69	39.26	2.83	42.83	2.92	47.29	3.04
	75.2	19.98	2.37	24.44	2.49	28.90	2.60	33.36	2.72	38.71	2.86	42.28	2.95	46.74	3.07
FTXS09L + FTXS15L + FTXS24L	60.8	24.12	2.85	28.98	3.00	33.84	3.15	38.69	3.29	44.52	3.47	48.40	3.59	53.26	3.73
	64.4	23.53	2.89	28.39	3.03	33.24	3.18	38.10	3.32	43.92	3.50	47.81	3.62	52.66	3.76
	68.0	22.94	2.92	27.79	3.06	32.65	3.21	37.50	3.36	43.33	3.53	47.21	3.65	52.07	3.80
	70.0	22.61	2.94	27.46	3.08	32.32	3.23	37.17	3.37	43.00	3.55	46.88	3.67	51.74	3.81
	71.6	22.34	2.95	27.20	3.10	32.05	3.24	36.91	3.39	42.74	3.56	46.62	3.68	51.48	3.83
	75.2	21.75	2.98	26.60	3.13	31.46	3.27	36.32	3.42	42.14	3.60	46.03	3.71	50.88	3.86
FTXS09L + FTXS15L + CDXS24L	60.8	23.45	2.44	28.17	2.56	32.89	2.69	37.61	2.81	43.27	2.96	47.05	3.06	51.77	3.18
	64.4	22.87	2.46	27.59	2.59	32.31	2.71	37.03	2.84	42.70	2.99	46.47	3.09	51.19	3.21
	68.0	22.30	2.49	27.02	2.62	31.74	2.74	36.46	2.87	42.12	3.01	45.90	3.11	50.62	3.24
	70.0	21.98	2.51	26.70	2.63	31.42	2.76	36.14	2.88	41.80	3.03	45.58	3.13	50.30	3.25
	71.6	21.72	2.52	26.44	2.64	31.16	2.77	35.88	2.89	41.54	3.04	45.32	3.14	50.04	3.27
	75.2	21.14	2.55	25.86	2.67	30.58	2.79	35.30	2.92	40.97	3.07	44.74	3.17	49.46	3.29
FTXS09L + CDXS15L + FTXS24L	60.8	23.45	2.53	28.17	2.66	32.89	2.79	37.61	2.92	43.27	3.08	47.05	3.18	51.77	3.31
	64.4	22.87	2.56	27.59	2.69	32.31	2.82	37.03	2.95	42.70	3.11	46.47	3.21	51.19	3.34
	68.0	22.30	2.59	27.02	2.72	31.74	2.85	36.46	2.98	42.12	3.13	45.90	3.24	50.62	3.37
	70.0	21.98	2.61	26.70	2.73	31.42	2.86	36.14	2.99	41.80	3.15	45.58	3.25	50.30	3.38
	71.6	21.72	2.62	26.44	2.75	31.16	2.88	35.88	3.01	41.54	3.16	45.32	3.27	50.04	3.40
	75.2	21.14	2.65	25.86	2.78	30.58	2.91	35.30	3.04	40.97	3.19	44.74	3.29	49.46	3.42
FTXS09L + CDXS15L + CDXS24L	60.8	22.83	2.31	27.43	2.43	32.03	2.54	36.62	2.66	42.14	2.80	45.81	2.90	50.41	3.02
	64.4	22.27	2.33	26.87	2.45	31.46	2.57	36.06	2.69	41.57	2.83	45.25	2.92	49.85	3.04
	68.0	21.71	2.36	26.31	2.48	30.90	2.60	35.50	2.71	41.01	2.86	44.69	2.95	49.28	3.07
	70.0	21.40	2.37	25.99	2.49	30.59	2.61	35.19	2.73	40.70	2.87	44.38	2.96	48.97	3.08
	71.6	21.15	2.39	25.74	2.50	30.34	2.62	34.94	2.74	40.45	2.88	44.13	2.98	48.72	3.09
	75.2	20.59	2.41	25.18	2.53	29.78	2.65	34.37	2.77	39.89	2.91	43.56	3.00	48.16	3.12

Combination (Capacity)	Indoor air temp. EDB	Outdoor air temp.:EWB													
		5.0		14.0		23.0		32.0		43.0		50.0		59.0	
		TC	PI	TC	PI	TC	PI	TC	PI	TC	PI	TC	PI	TC	PI
		kBtu/h	kW	kBtu/h	kW	kBtu/h	kW	kBtu/h	kW	kBtu/h	kW	kBtu/h	kW	kBtu/h	kW
FDXS09L + FTXS15L + FTXS24L	60.8	23.45	2.64	28.17	2.77	32.89	2.91	37.61	3.04	43.27	3.20	47.05	3.31	51.77	3.45
	64.4	22.87	2.67	27.59	2.80	32.31	2.94	37.03	3.07	42.70	3.23	46.47	3.34	51.19	3.48
	68.0	22.30	2.70	27.02	2.83	31.74	2.97	36.46	3.10	42.12	3.26	45.90	3.37	50.62	3.51
	70.0	21.98	2.71	26.70	2.85	31.42	2.98	36.14	3.12	41.80	3.28	45.58	3.39	50.30	3.52
	71.6	21.72	2.73	26.44	2.86	31.16	3.00	35.88	3.13	41.54	3.29	45.32	3.40	50.04	3.54
	75.2	21.14	2.76	25.86	2.89	30.58	3.03	35.30	3.16	40.97	3.32	44.74	3.43	49.46	3.57
FDXS09L + FTXS15L + CDXS24L	60.8	22.83	2.25	27.43	2.37	32.03	2.48	36.62	2.60	42.14	2.74	45.81	2.83	50.41	2.94
	64.4	22.27	2.28	26.87	2.39	31.46	2.51	36.06	2.62	41.57	2.76	45.25	2.85	49.85	2.97
	68.0	21.71	2.30	26.31	2.42	30.90	2.53	35.50	2.65	41.01	2.79	44.69	2.88	49.28	2.99
	70.0	21.40	2.32	25.99	2.43	30.59	2.55	35.19	2.66	40.70	2.80	44.38	2.89	48.97	3.01
	71.6	21.15	2.33	25.74	2.44	30.34	2.56	34.94	2.67	40.45	2.81	44.13	2.90	48.72	3.02
	75.2	20.59	2.35	25.18	2.47	29.78	2.58	34.37	2.70	39.89	2.84	43.56	2.93	48.16	3.04
FDXS09L + CDXS15L + FTXS24L	60.8	22.83	2.33	27.43	2.45	32.03	2.57	36.62	2.69	42.14	2.83	45.81	2.93	50.41	3.05
	64.4	22.27	2.36	26.87	2.48	31.46	2.60	36.06	2.72	41.57	2.86	45.25	2.95	49.85	3.07
	68.0	21.71	2.38	26.31	2.50	30.90	2.62	35.50	2.74	41.01	2.89	44.69	2.98	49.28	3.10
	70.0	21.40	2.40	25.99	2.52	30.59	2.64	35.19	2.76	40.70	2.90	44.38	3.00	48.97	3.11
	71.6	21.15	2.41	25.74	2.53	30.34	2.65	34.94	2.77	40.45	2.91	44.13	3.01	48.72	3.13
	75.2	20.59	2.44	25.18	2.56	29.78	2.68	34.37	2.79	39.89	2.94	43.56	3.03	48.16	3.15
FDXS09L + CDXS15L + CDXS24L	60.8	22.16	2.25	26.62	2.37	31.08	2.48	35.54	2.60	40.89	2.74	44.46	2.83	48.92	2.94
	64.4	21.62	2.28	26.08	2.39	30.54	2.51	35.00	2.62	40.35	2.76	43.92	2.85	48.38	2.97
	68.0	21.07	2.30	25.53	2.42	29.99	2.53	34.45	2.65	39.80	2.79	43.37	2.88	47.83	2.99
	70.0	20.77	2.32	25.23	2.43	29.69	2.55	34.15	2.66	39.50	2.80	43.07	2.89	47.53	3.01
	71.6	20.52	2.33	24.98	2.44	29.45	2.56	33.91	2.67	39.26	2.81	42.83	2.90	47.29	3.02
	75.2	19.98	2.35	24.44	2.47	28.90	2.58	33.36	2.70	38.71	2.84	42.28	2.93	46.74	3.04
FTXS09L + FTXS18L + FTXS18L	60.8	24.12	2.85	28.98	3.00	33.84	3.15	38.69	3.29	44.52	3.47	48.40	3.59	53.26	3.73
	64.4	23.53	2.89	28.39	3.03	33.24	3.18	38.10	3.32	43.92	3.50	47.81	3.62	52.66	3.76
	68.0	22.94	2.92	27.79	3.06	32.65	3.21	37.50	3.36	43.33	3.53	47.21	3.65	52.07	3.80
	70.0	22.61	2.94	27.46	3.08	32.32	3.23	37.17	3.37	43.00	3.55	46.88	3.67	51.74	3.81
	71.6	22.34	2.95	27.20	3.10	32.05	3.24	36.91	3.39	42.74	3.56	46.62	3.68	51.48	3.83
	75.2	21.75	2.98	26.60	3.13	31.46	3.27	36.32	3.42	42.14	3.60	46.03	3.71	50.88	3.86
FTXS09L + FTXS18L + CDXS18L	60.8	23.45	2.44	28.17	2.56	32.89	2.69	37.61	2.81	43.27	2.96	47.05	3.06	51.77	3.18
	64.4	22.87	2.46	27.59	2.59	32.31	2.71	37.03	2.84	42.70	2.99	46.47	3.09	51.19	3.21
	68.0	22.30	2.49	27.02	2.62	31.74	2.74	36.46	2.87	42.12	3.01	45.90	3.11	50.62	3.24
	70.0	21.98	2.51	26.70	2.63	31.42	2.76	36.14	2.88	41.80	3.03	45.58	3.13	50.30	3.25
	71.6	21.72	2.52	26.44	2.64	31.16	2.77	35.88	2.89	41.54	3.04	45.32	3.14	50.04	3.27
	75.2	21.14	2.55	25.86	2.67	30.58	2.79	35.30	2.92	40.97	3.07	44.74	3.17	49.46	3.29
FTXS09L + CDXS18L + CDXS18L	60.8	22.83	2.31	27.43	2.43	32.03	2.54	36.62	2.66	42.14	2.80	45.81	2.90	50.41	3.02
	64.4	22.27	2.33	26.87	2.45	31.46	2.57	36.06	2.69	41.57	2.83	45.25	2.92	49.85	3.04
	68.0	21.71	2.36	26.31	2.48	30.90	2.60	35.50	2.71	41.01	2.86	44.69	2.95	49.28	3.07
	70.0	21.40	2.37	25.99	2.49	30.59	2.61	35.19	2.73	40.70	2.87	44.38	2.96	48.97	3.08
	71.6	21.15	2.39	25.74	2.50	30.34	2.62	34.94	2.74	40.45	2.88	44.13	2.98	48.72	3.09
	75.2	20.59	2.41	25.18	2.53	29.78	2.65	34.37	2.77	39.89	2.91	43.56	3.00	48.16	3.12
FDXS09L + FTXS18L + FTXS18L	60.8	23.45	2.58	28.17	2.71	32.89	2.85	37.61	2.98	43.27	3.14	47.05	3.24	51.77	3.37
	64.4	22.87	2.61	27.59	2.74	32.31	2.87	37.03	3.01	42.70	3.17	46.47	3.27	51.19	3.40
	68.0	22.30	2.64	27.02	2.77	31.74	2.90	36.46	3.04	42.12	3.19	45.90	3.30	50.62	3.43
	70.0	21.98	2.65	26.70	2.79	31.42	2.92	36.14	3.05	41.80	3.21	45.58	3.32	50.30	3.45
	71.6	21.72	2.67	26.44	2.80	31.16	2.93	35.88	3.06	41.54	3.22	45.32	3.33	50.04	3.46
	75.2	21.14	2.70	25.86	2.83	30.58	2.96	35.30	3.09	40.97	3.25	44.74	3.36	49.46	3.49

Combination (Capacity)	Indoor air temp. EDB	Outdoor air temp.:EWB													
		5.0		14.0		23.0		32.0		43.0		50.0		59.0	
		TC	PI	TC	PI	TC	PI	TC	PI	TC	PI	TC	PI	TC	PI
		kBtu/h	kW	kBtu/h	kW	kBtu/h	kW	kBtu/h	kW	kBtu/h	kW	kBtu/h	kW	kBtu/h	kW
FDXS09L + FTXS18L + CDXS18L	60.8	22.83	2.26	27.43	2.38	32.03	2.49	36.62	2.61	42.14	2.75	45.81	2.84	50.41	2.95
	64.4	22.27	2.28	26.87	2.40	31.46	2.52	36.06	2.63	41.57	2.77	45.25	2.86	49.85	2.98
	68.0	21.71	2.31	26.31	2.43	30.90	2.54	35.50	2.66	41.01	2.80	44.69	2.89	49.28	3.00
	70.0	21.40	2.32	25.99	2.44	30.59	2.56	35.19	2.67	40.70	2.81	44.38	2.90	48.97	3.02
	71.6	21.15	2.34	25.74	2.45	30.34	2.57	34.94	2.68	40.45	2.82	44.13	2.91	48.72	3.03
	75.2	20.59	2.36	25.18	2.48	29.78	2.59	34.37	2.71	39.89	2.85	43.56	2.94	48.16	3.05
FDXS09L + CDXS18L + CDXS18L	60.8	22.16	2.26	26.62	2.38	31.08	2.49	35.54	2.61	40.89	2.75	44.46	2.84	48.92	2.95
	64.4	21.62	2.28	26.08	2.40	30.54	2.52	35.00	2.63	40.35	2.77	43.92	2.86	48.38	2.98
	68.0	21.07	2.31	25.53	2.43	29.99	2.54	34.45	2.66	39.80	2.80	43.37	2.89	47.83	3.00
	70.0	20.77	2.32	25.23	2.44	29.69	2.56	34.15	2.67	39.50	2.81	43.07	2.90	47.53	3.02
	71.6	20.52	2.34	24.98	2.45	29.45	2.57	33.91	2.68	39.26	2.82	42.83	2.91	47.29	3.03
	75.2	19.98	2.36	24.44	2.48	28.90	2.59	33.36	2.71	38.71	2.85	42.28	2.94	46.74	3.05
FTXS12L + FTXS12L + FTXS12L	60.8	24.12	2.30	28.98	2.42	33.84	2.54	38.69	2.65	44.52	2.79	48.40	2.89	53.26	3.01
	64.4	23.53	2.33	28.39	2.44	33.24	2.56	38.10	2.68	43.92	2.82	47.81	2.91	52.66	3.03
	68.0	22.94	2.35	27.79	2.47	32.65	2.59	37.50	2.70	43.33	2.85	47.21	2.94	52.07	3.06
	70.0	22.61	2.37	27.46	2.48	32.32	2.60	37.17	2.72	43.00	2.86	46.88	2.95	51.74	3.07
	71.6	22.34	2.38	27.20	2.49	32.05	2.61	36.91	2.73	42.74	2.87	46.62	2.97	51.48	3.08
	75.2	21.75	2.40	26.60	2.52	31.46	2.64	36.32	2.76	42.14	2.90	46.03	2.99	50.88	3.11
FTXS12L + FTXS12L + FDXS12L	60.8	23.45	2.26	28.17	2.38	32.89	2.49	37.61	2.61	43.27	2.75	47.05	2.84	51.77	2.95
	64.4	22.87	2.28	27.59	2.40	32.31	2.52	37.03	2.63	42.70	2.77	46.47	2.86	51.19	2.98
	68.0	22.30	2.31	27.02	2.43	31.74	2.54	36.46	2.66	42.12	2.80	45.90	2.89	50.62	3.00
	70.0	21.98	2.32	26.70	2.44	31.42	2.56	36.14	2.67	41.80	2.81	45.58	2.90	50.30	3.02
	71.6	21.72	2.34	26.44	2.45	31.16	2.57	35.88	2.68	41.54	2.82	45.32	2.91	50.04	3.03
	75.2	21.14	2.36	25.86	2.48	30.58	2.59	35.30	2.71	40.97	2.85	44.74	2.94	49.46	3.05
FTXS12L + FDXS12L + FDXS12L	60.8	22.83	2.29	27.43	2.41	32.03	2.53	36.62	2.64	42.14	2.78	45.81	2.88	50.41	3.00
	64.4	22.27	2.32	26.87	2.43	31.46	2.55	36.06	2.67	41.57	2.81	45.25	2.90	49.85	3.02
	68.0	21.71	2.34	26.31	2.46	30.90	2.58	35.50	2.69	41.01	2.84	44.69	2.93	49.28	3.05
	70.0	21.40	2.36	25.99	2.47	30.59	2.59	35.19	2.71	40.70	2.85	44.38	2.94	48.97	3.06
	71.6	21.15	2.37	25.74	2.49	30.34	2.60	34.94	2.72	40.45	2.86	44.13	2.96	48.72	3.07
	75.2	20.59	2.39	25.18	2.51	29.78	2.63	34.37	2.75	39.89	2.89	43.56	2.98	48.16	3.10
FDXS12L + FDXS12L + FDXS12L	60.8	22.16	2.35	26.62	2.47	31.08	2.59	35.54	2.71	40.89	2.85	44.46	2.95	48.92	3.07
	64.4	21.62	2.37	26.08	2.49	30.54	2.61	35.00	2.73	40.35	2.88	43.92	2.98	48.38	3.10
	68.0	21.07	2.40	25.53	2.52	29.99	2.64	34.45	2.76	39.80	2.91	43.37	3.00	47.83	3.12
	70.0	20.77	2.41	25.23	2.54	29.69	2.66	34.15	2.78	39.50	2.92	43.07	3.02	47.53	3.14
	71.6	20.52	2.43	24.98	2.55	29.45	2.67	33.91	2.79	39.26	2.93	42.83	3.03	47.29	3.15
	75.2	19.98	2.45	24.44	2.57	28.90	2.69	33.36	2.81	38.71	2.96	42.28	3.05	46.74	3.17
FTXS12L + FTXS12L + FTXS15L	60.8	24.12	2.49	28.98	2.62	33.84	2.75	38.69	2.88	44.52	3.03	48.40	3.13	53.26	3.26
	64.4	23.53	2.52	28.39	2.65	33.24	2.78	38.10	2.90	43.92	3.06	47.81	3.16	52.66	3.29
	68.0	22.94	2.55	27.79	2.68	32.65	2.80	37.50	2.93	43.33	3.08	47.21	3.19	52.07	3.31
	70.0	22.61	2.56	27.46	2.69	32.32	2.82	37.17	2.95	43.00	3.10	46.88	3.20	51.74	3.33
	71.6	22.34	2.58	27.20	2.70	32.05	2.83	36.91	2.96	42.74	3.11	46.62	3.21	51.48	3.34
	75.2	21.75	2.60	26.60	2.73	31.46	2.86	36.32	2.99	42.14	3.14	46.03	3.24	50.88	3.37
FTXS12L + FTXS12L + CDXS15L	60.8	23.45	2.32	28.17	2.44	32.89	2.56	37.61	2.68	43.27	2.82	47.05	2.92	51.77	3.04
	64.4	22.87	2.35	27.59	2.47	32.31	2.59	37.03	2.71	42.70	2.85	46.47	2.94	51.19	3.06
	68.0	22.30	2.38	27.02	2.49	31.74	2.61	36.46	2.73	42.12	2.88	45.90	2.97	50.62	3.09
	70.0	21.98	2.39	26.70	2.51	31.42	2.63	36.14	2.75	41.80	2.89	45.58	2.99	50.30	3.10
	71.6	21.72	2.40	26.44	2.52	31.16	2.64	35.88	2.76	41.54	2.90	45.32	3.00	50.04	3.12
	75.2	21.14	2.43	25.86	2.55	30.58	2.67	35.30	2.78	40.97	2.93	44.74	3.02	49.46	3.14

Combination (Capacity)	Indoor air temp. EDB	Outdoor air temp.:EWB													
		5.0		14.0		23.0		32.0		43.0		50.0		59.0	
		TC	PI	TC	PI	TC	PI	TC	PI	TC	PI	TC	PI	TC	PI
		kBtu/h	kW	kBtu/h	kW	kBtu/h	kW	kBtu/h	kW	kBtu/h	kW	kBtu/h	kW	kBtu/h	kW
FTXS12L + FDXS12L + FTXS15L	60.8	23.45	2.28	28.17	2.39	32.89	2.51	37.61	2.62	43.27	2.76	47.05	2.86	51.77	2.97
	64.4	22.87	2.30	27.59	2.42	32.31	2.53	37.03	2.65	42.70	2.79	46.47	2.88	51.19	3.00
	68.0	22.30	2.33	27.02	2.44	31.74	2.56	36.46	2.68	42.12	2.82	45.90	2.91	50.62	3.03
	70.0	21.98	2.34	26.70	2.46	31.42	2.57	36.14	2.69	41.80	2.83	45.58	2.92	50.30	3.04
	71.6	21.72	2.35	26.44	2.47	31.16	2.58	35.88	2.70	41.54	2.84	45.32	2.93	50.04	3.05
	75.2	21.14	2.38	25.86	2.49	30.58	2.61	35.30	2.73	40.97	2.87	44.74	2.96	49.46	3.08
FTXS12L + FDXS12L + CDXS15L	60.8	22.83	2.27	27.43	2.38	32.03	2.50	36.62	2.62	42.14	2.76	45.81	2.85	50.41	2.96
	64.4	22.27	2.29	26.87	2.41	31.46	2.52	36.06	2.64	41.57	2.78	45.25	2.87	49.85	2.99
	68.0	21.71	2.32	26.31	2.43	30.90	2.55	35.50	2.67	41.01	2.81	44.69	2.90	49.28	3.01
	70.0	21.40	2.33	25.99	2.45	30.59	2.56	35.19	2.68	40.70	2.82	44.38	2.91	48.97	3.03
	71.6	21.15	2.34	25.74	2.46	30.34	2.58	34.94	2.69	40.45	2.83	44.13	2.92	48.72	3.04
	75.2	20.59	2.37	25.18	2.49	29.78	2.60	34.37	2.72	39.89	2.86	43.56	2.95	48.16	3.07
FDXS12L + FDXS12L + FTXS15L	60.8	22.83	2.17	27.43	2.28	32.03	2.39	36.62	2.50	42.14	2.64	45.81	2.73	50.41	2.84
	64.4	22.27	2.20	26.87	2.31	31.46	2.42	36.06	2.53	41.57	2.66	45.25	2.75	49.85	2.86
	68.0	21.71	2.22	26.31	2.33	30.90	2.44	35.50	2.55	41.01	2.69	44.69	2.78	49.28	2.89
	70.0	21.40	2.23	25.99	2.34	30.59	2.46	35.19	2.57	40.70	2.70	44.38	2.79	48.97	2.90
	71.6	21.15	2.24	25.74	2.36	30.34	2.47	34.94	2.58	40.45	2.71	44.13	2.80	48.72	2.91
	75.2	20.59	2.27	25.18	2.38	29.78	2.49	34.37	2.60	39.89	2.74	43.56	2.82	48.16	2.94
FDXS12L + FDXS12L + CDXS15L	60.8	22.16	2.32	26.62	2.43	31.08	2.55	35.54	2.67	40.89	2.81	44.46	2.91	48.92	3.03
	64.4	21.62	2.34	26.08	2.46	30.54	2.58	35.00	2.70	40.35	2.84	43.92	2.93	48.38	3.05
	68.0	21.07	2.37	25.53	2.49	29.99	2.60	34.45	2.72	39.80	2.87	43.37	2.96	47.83	3.08
	70.0	20.77	2.38	25.23	2.50	29.69	2.62	34.15	2.74	39.50	2.88	43.07	2.97	47.53	3.09
	71.6	20.52	2.39	24.98	2.51	29.45	2.63	33.91	2.75	39.26	2.89	42.83	2.99	47.29	3.11
	75.2	19.98	2.42	24.44	2.54	28.90	2.66	33.36	2.78	38.71	2.92	42.28	3.01	46.74	3.13
FTXS12L + FTXS12L + FTXS18L	60.8	24.12	2.51	28.98	2.64	33.84	2.77	38.69	2.89	44.52	3.05	48.40	3.15	53.26	3.28
	64.4	23.53	2.54	28.39	2.67	33.24	2.79	38.10	2.92	43.92	3.08	47.81	3.18	52.66	3.31
	68.0	22.94	2.56	27.79	2.69	32.65	2.82	37.50	2.95	43.33	3.10	47.21	3.21	52.07	3.34
	70.0	22.61	2.58	27.46	2.71	32.32	2.84	37.17	2.97	43.00	3.12	46.88	3.22	51.74	3.35
	71.6	22.34	2.59	27.20	2.72	32.05	2.85	36.91	2.98	42.74	3.13	46.62	3.24	51.48	3.36
	75.2	21.75	2.62	26.60	2.75	31.46	2.88	36.32	3.01	42.14	3.16	46.03	3.26	50.88	3.39
FTXS12L + FTXS12L + CDXS18L	60.8	23.45	2.32	28.17	2.43	32.89	2.55	37.61	2.67	43.27	2.81	47.05	2.91	51.77	3.03
	64.4	22.87	2.34	27.59	2.46	32.31	2.58	37.03	2.70	42.70	2.84	46.47	2.93	51.19	3.05
	68.0	22.30	2.37	27.02	2.49	31.74	2.60	36.46	2.72	42.12	2.87	45.90	2.96	50.62	3.08
	70.0	21.98	2.38	26.70	2.50	31.42	2.62	36.14	2.74	41.80	2.88	45.58	2.97	50.30	3.09
	71.6	21.72	2.39	26.44	2.51	31.16	2.63	35.88	2.75	41.54	2.89	45.32	2.99	50.04	3.11
	75.2	21.14	2.42	25.86	2.54	30.58	2.66	35.30	2.78	40.97	2.92	44.74	3.01	49.46	3.13
FTXS12L + FDXS12L + FTXS18L	60.8	23.45	2.28	28.17	2.40	32.89	2.52	37.61	2.63	43.27	2.77	47.05	2.87	51.77	2.99
	64.4	22.87	2.31	27.59	2.43	32.31	2.54	37.03	2.66	42.70	2.80	46.47	2.89	51.19	3.01
	68.0	22.30	2.33	27.02	2.45	31.74	2.57	36.46	2.69	42.12	2.83	45.90	2.92	50.62	3.04
	70.0	21.98	2.35	26.70	2.47	31.42	2.58	36.14	2.70	41.80	2.84	45.58	2.93	50.30	3.05
	71.6	21.72	2.36	26.44	2.48	31.16	2.59	35.88	2.71	41.54	2.85	45.32	2.94	50.04	3.06
	75.2	21.14	2.39	25.86	2.50	30.58	2.62	35.30	2.74	40.97	2.88	44.74	2.97	49.46	3.09
FTXS12L + FDXS12L + CDXS18L	60.8	22.83	2.26	27.43	2.38	32.03	2.49	36.62	2.61	42.14	2.75	45.81	2.84	50.41	2.95
	64.4	22.27	2.28	26.87	2.40	31.46	2.52	36.06	2.63	41.57	2.77	45.25	2.86	49.85	2.98
	68.0	21.71	2.31	26.31	2.43	30.90	2.54	35.50	2.66	41.01	2.80	44.69	2.89	49.28	3.00
	70.0	21.40	2.32	25.99	2.44	30.59	2.56	35.19	2.67	40.70	2.81	44.38	2.90	48.97	3.02
	71.6	21.15	2.34	25.74	2.45	30.34	2.57	34.94	2.68	40.45	2.82	44.13	2.91	48.72	3.03
	75.2	20.59	2.36	25.18	2.48	29.78	2.59	34.37	2.71	39.89	2.85	43.56	2.94	48.16	3.05

Combination (Capacity)	Indoor air temp. EDB	Outdoor air temp.:EWB													
		5.0		14.0		23.0		32.0		43.0		50.0		59.0	
		TC	PI	TC	PI	TC	PI	TC	PI	TC	PI	TC	PI	TC	PI
		kBtu/h	kW	kBtu/h	kW	kBtu/h	kW	kBtu/h	kW	kBtu/h	kW	kBtu/h	kW	kBtu/h	kW
FDXS12L + FDXS12L + FTXS18L	60.8	22.83	2.17	27.43	2.28	32.03	2.39	36.62	2.50	42.14	2.64	45.81	2.73	50.41	2.84
	64.4	22.27	2.20	26.87	2.31	31.46	2.42	36.06	2.53	41.57	2.66	45.25	2.75	49.85	2.86
	68.0	21.71	2.22	26.31	2.33	30.90	2.44	35.50	2.55	41.01	2.69	44.69	2.78	49.28	2.89
	70.0	21.40	2.23	25.99	2.34	30.59	2.46	35.19	2.57	40.70	2.70	44.38	2.79	48.97	2.90
	71.6	21.15	2.24	25.74	2.36	30.34	2.47	34.94	2.58	40.45	2.71	44.13	2.80	48.72	2.91
	75.2	20.59	2.27	25.18	2.38	29.78	2.49	34.37	2.60	39.89	2.74	43.56	2.82	48.16	2.94
FDXS12L + FDXS12L + CDXS18L	60.8	22.16	2.31	26.62	2.43	31.08	2.54	35.54	2.66	40.89	2.80	44.46	2.90	48.92	3.02
	64.4	21.62	2.33	26.08	2.45	30.54	2.57	35.00	2.69	40.35	2.83	43.92	2.92	48.38	3.04
	68.0	21.07	2.36	25.53	2.48	29.99	2.60	34.45	2.71	39.80	2.86	43.37	2.95	47.83	3.07
	70.0	20.77	2.37	25.23	2.49	29.69	2.61	34.15	2.73	39.50	2.87	43.07	2.96	47.53	3.08
	71.6	20.52	2.39	24.98	2.50	29.45	2.62	33.91	2.74	39.26	2.88	42.83	2.98	47.29	3.09
	75.2	19.98	2.41	24.44	2.53	28.90	2.65	33.36	2.77	38.71	2.91	42.28	3.00	46.74	3.12
FTXS12L + FTXS12L + FTXS24L	60.8	24.12	2.61	28.98	2.75	33.84	2.88	38.69	3.01	44.52	3.18	48.40	3.28	53.26	3.42
	64.4	23.53	2.64	28.39	2.78	33.24	2.91	38.10	3.04	43.92	3.20	47.81	3.31	52.66	3.45
	68.0	22.94	2.67	27.79	2.81	32.65	2.94	37.50	3.07	43.33	3.23	47.21	3.34	52.07	3.47
	70.0	22.61	2.69	27.46	2.82	32.32	2.96	37.17	3.09	43.00	3.25	46.88	3.36	51.74	3.49
	71.6	22.34	2.70	27.20	2.83	32.05	2.97	36.91	3.10	42.74	3.26	46.62	3.37	51.48	3.50
	75.2	21.75	2.73	26.60	2.86	31.46	3.00	36.32	3.13	42.14	3.29	46.03	3.40	50.88	3.53
FTXS12L + FTXS12L + CDXS24L	60.8	23.45	2.32	28.17	2.43	32.89	2.55	37.61	2.67	43.27	2.81	47.05	2.91	51.77	3.03
	64.4	22.87	2.34	27.59	2.46	32.31	2.58	37.03	2.70	42.70	2.84	46.47	2.93	51.19	3.05
	68.0	22.30	2.37	27.02	2.49	31.74	2.60	36.46	2.72	42.12	2.87	45.90	2.96	50.62	3.08
	70.0	21.98	2.38	26.70	2.50	31.42	2.62	36.14	2.74	41.80	2.88	45.58	2.97	50.30	3.09
	71.6	21.72	2.39	26.44	2.51	31.16	2.63	35.88	2.75	41.54	2.89	45.32	2.99	50.04	3.11
	75.2	21.14	2.42	25.86	2.54	30.58	2.66	35.30	2.78	40.97	2.92	44.74	3.01	49.46	3.13
FTXS12L + FDXS12L + FTXS24L	60.8	23.45	2.36	28.17	2.48	32.89	2.60	37.61	2.72	43.27	2.86	47.05	2.96	51.77	3.08
	64.4	22.87	2.38	27.59	2.50	32.31	2.62	37.03	2.74	42.70	2.89	46.47	2.99	51.19	3.11
	68.0	22.30	2.41	27.02	2.53	31.74	2.65	36.46	2.77	42.12	2.92	45.90	3.01	50.62	3.13
	70.0	21.98	2.42	26.70	2.54	31.42	2.66	36.14	2.79	41.80	2.93	45.58	3.03	50.30	3.15
	71.6	21.72	2.43	26.44	2.56	31.16	2.68	35.88	2.80	41.54	2.94	45.32	3.04	50.04	3.16
	75.2	21.14	2.46	25.86	2.58	30.58	2.70	35.30	2.82	40.97	2.97	44.74	3.06	49.46	3.19
FTXS12L + FDXS12L + CDXS24L	60.8	22.83	2.24	27.43	2.36	32.03	2.47	36.62	2.59	42.14	2.73	45.81	2.82	50.41	2.93
	64.4	22.27	2.27	26.87	2.38	31.46	2.50	36.06	2.61	41.57	2.75	45.25	2.84	49.85	2.96
	68.0	21.71	2.29	26.31	2.41	30.90	2.52	35.50	2.64	41.01	2.78	44.69	2.87	49.28	2.98
	70.0	21.40	2.31	25.99	2.42	30.59	2.54	35.19	2.65	40.70	2.79	44.38	2.88	48.97	3.00
	71.6	21.15	2.32	25.74	2.43	30.34	2.55	34.94	2.66	40.45	2.80	44.13	2.89	48.72	3.01
	75.2	20.59	2.34	25.18	2.46	29.78	2.57	34.37	2.69	39.89	2.83	43.56	2.92	48.16	3.03
FDXS12L + FDXS12L + FTXS24L	60.8	22.83	2.18	27.43	2.29	32.03	2.40	36.62	2.51	42.14	2.65	45.81	2.74	50.41	2.85
	64.4	22.27	2.20	26.87	2.31	31.46	2.43	36.06	2.54	41.57	2.67	45.25	2.76	49.85	2.87
	68.0	21.71	2.23	26.31	2.34	30.90	2.45	35.50	2.56	41.01	2.70	44.69	2.79	49.28	2.90
	70.0	21.40	2.24	25.99	2.35	30.59	2.46	35.19	2.58	40.70	2.71	44.38	2.80	48.97	2.91
	71.6	21.15	2.25	25.74	2.36	30.34	2.48	34.94	2.59	40.45	2.72	44.13	2.81	48.72	2.92
	75.2	20.59	2.28	25.18	2.39	29.78	2.50	34.37	2.61	39.89	2.75	43.56	2.83	48.16	2.95
FDXS12L + FDXS12L + CDXS24L	60.8	22.16	2.17	26.62	2.28	31.08	2.39	35.54	2.50	40.89	2.64	44.46	2.73	48.92	2.84
	64.4	21.62	2.20	26.08	2.31	30.54	2.42	35.00	2.53	40.35	2.66	43.92	2.75	48.38	2.86
	68.0	21.07	2.22	25.53	2.33	29.99	2.44	34.45	2.55	39.80	2.69	43.37	2.78	47.83	2.89
	70.0	20.77	2.23	25.23	2.34	29.69	2.46	34.15	2.57	39.50	2.70	43.07	2.79	47.53	2.90
	71.6	20.52	2.24	24.98	2.36	29.45	2.47	33.91	2.58	39.26	2.71	42.83	2.80	47.29	2.91
	75.2	19.98	2.27	24.44	2.38	28.90	2.49	33.36	2.60	38.71	2.74	42.28	2.82	46.74	2.94

Combination (Capacity)	Indoor air temp. EDB	Outdoor air temp.:EWB													
		5.0		14.0		23.0		32.0		43.0		50.0		59.0	
		TC	PI	TC	PI	TC	PI	TC	PI	TC	PI	TC	PI	TC	PI
		kBtu/h	kW	kBtu/h	kW	kBtu/h	kW	kBtu/h	kW	kBtu/h	kW	kBtu/h	kW	kBtu/h	kW
FTXS12L + FTXS15L + FTXS15L	60.8	24.12	2.85	28.98	3.00	33.84	3.15	38.69	3.29	44.52	3.47	48.40	3.59	53.26	3.73
	64.4	23.53	2.89	28.39	3.03	33.24	3.18	38.10	3.32	43.92	3.50	47.81	3.62	52.66	3.76
	68.0	22.94	2.92	27.79	3.06	32.65	3.21	37.50	3.36	43.33	3.53	47.21	3.65	52.07	3.80
	70.0	22.61	2.94	27.46	3.08	32.32	3.23	37.17	3.37	43.00	3.55	46.88	3.67	51.74	3.81
	71.6	22.34	2.95	27.20	3.10	32.05	3.24	36.91	3.39	42.74	3.56	46.62	3.68	51.48	3.83
	75.2	21.75	2.98	26.60	3.13	31.46	3.27	36.32	3.42	42.14	3.60	46.03	3.71	50.88	3.86
FTXS12L + FTXS15L + CDXS15L	60.8	23.45	2.45	28.17	2.58	32.89	2.70	37.61	2.83	43.27	2.98	47.05	3.08	51.77	3.21
	64.4	22.87	2.48	27.59	2.61	32.31	2.73	37.03	2.86	42.70	3.01	46.47	3.11	51.19	3.23
	68.0	22.30	2.51	27.02	2.63	31.74	2.76	36.46	2.88	42.12	3.03	45.90	3.14	50.62	3.26
	70.0	21.98	2.52	26.70	2.65	31.42	2.77	36.14	2.90	41.80	3.05	45.58	3.15	50.30	3.28
	71.6	21.72	2.53	26.44	2.66	31.16	2.79	35.88	2.91	41.54	3.06	45.32	3.16	50.04	3.29
	75.2	21.14	2.56	25.86	2.69	30.58	2.81	35.30	2.94	40.97	3.09	44.74	3.19	49.46	3.32
FTXS12L + CDXS15L + CDXS15L	60.8	22.83	2.32	27.43	2.44	32.03	2.56	36.62	2.68	42.14	2.82	45.81	2.92	50.41	3.04
	64.4	22.27	2.35	26.87	2.47	31.46	2.59	36.06	2.71	41.57	2.85	45.25	2.94	49.85	3.06
	68.0	21.71	2.38	26.31	2.49	30.90	2.61	35.50	2.73	41.01	2.88	44.69	2.97	49.28	3.09
	70.0	21.40	2.39	25.99	2.51	30.59	2.63	35.19	2.75	40.70	2.89	44.38	2.99	48.97	3.10
	71.6	21.15	2.40	25.74	2.52	30.34	2.64	34.94	2.76	40.45	2.90	44.13	3.00	48.72	3.12
	75.2	20.59	2.43	25.18	2.55	29.78	2.67	34.37	2.78	39.89	2.93	43.56	3.02	48.16	3.14
FDXS12L + FTXS15L + FTXS15L	60.8	23.45	2.50	28.17	2.63	32.89	2.76	37.61	2.88	43.27	3.04	47.05	3.14	51.77	3.27
	64.4	22.87	2.53	27.59	2.66	32.31	2.78	37.03	2.91	42.70	3.07	46.47	3.17	51.19	3.30
	68.0	22.30	2.56	27.02	2.68	31.74	2.81	36.46	2.94	42.12	3.09	45.90	3.20	50.62	3.32
	70.0	21.98	2.57	26.70	2.70	31.42	2.83	36.14	2.96	41.80	3.11	45.58	3.21	50.30	3.34
	71.6	21.72	2.58	26.44	2.71	31.16	2.84	35.88	2.97	41.54	3.12	45.32	3.22	50.04	3.35
	75.2	21.14	2.61	25.86	2.74	30.58	2.87	35.30	3.00	40.97	3.15	44.74	3.25	49.46	3.38
FDXS12L + FTXS15L + CDXS15L	60.8	22.83	2.26	27.43	2.38	32.03	2.49	36.62	2.61	42.14	2.75	45.81	2.84	50.41	2.95
	64.4	22.27	2.28	26.87	2.40	31.46	2.52	36.06	2.63	41.57	2.77	45.25	2.86	49.85	2.98
	68.0	21.71	2.31	26.31	2.43	30.90	2.54	35.50	2.66	41.01	2.80	44.69	2.89	49.28	3.00
	70.0	21.40	2.32	25.99	2.44	30.59	2.56	35.19	2.67	40.70	2.81	44.38	2.90	48.97	3.02
	71.6	21.15	2.34	25.74	2.45	30.34	2.57	34.94	2.68	40.45	2.82	44.13	2.91	48.72	3.03
	75.2	20.59	2.36	25.18	2.48	29.78	2.59	34.37	2.71	39.89	2.85	43.56	2.94	48.16	3.05
FDXS12L + CDXS15L + CDXS15L	60.8	22.16	2.28	26.62	2.39	31.08	2.51	35.54	2.62	40.89	2.76	44.46	2.86	48.92	2.97
	64.4	21.62	2.30	26.08	2.42	30.54	2.53	35.00	2.65	40.35	2.79	43.92	2.88	48.38	3.00
	68.0	21.07	2.33	25.53	2.44	29.99	2.56	34.45	2.68	39.80	2.82	43.37	2.91	47.83	3.03
	70.0	20.77	2.34	25.23	2.46	29.69	2.57	34.15	2.69	39.50	2.83	43.07	2.92	47.53	3.04
	71.6	20.52	2.35	24.98	2.47	29.45	2.58	33.91	2.70	39.26	2.84	42.83	2.93	47.29	3.05
	75.2	19.98	2.38	24.44	2.49	28.90	2.61	33.36	2.73	38.71	2.87	42.28	2.96	46.74	3.08
FTXS12L + FTXS15L + FTXS18L	60.8	24.12	2.85	28.98	2.99	33.84	3.14	38.69	3.28	44.52	3.46	48.40	3.58	53.26	3.72
	64.4	23.53	2.88	28.39	3.02	33.24	3.17	38.10	3.32	43.92	3.49	47.81	3.61	52.66	3.75
	68.0	22.94	2.91	27.79	3.06	32.65	3.20	37.50	3.35	43.33	3.52	47.21	3.64	52.07	3.78
	70.0	22.61	2.93	27.46	3.07	32.32	3.22	37.17	3.37	43.00	3.54	46.88	3.66	51.74	3.80
	71.6	22.34	2.94	27.20	3.09	32.05	3.23	36.91	3.38	42.74	3.55	46.62	3.67	51.48	3.82
	75.2	21.75	2.97	26.60	3.12	31.46	3.27	36.32	3.41	42.14	3.59	46.03	3.70	50.88	3.85
FTXS12L + FTXS15L + CDXS18L	60.8	23.45	2.44	28.17	2.57	32.89	2.69	37.61	2.82	43.27	2.97	47.05	3.07	51.77	3.20
	64.4	22.87	2.47	27.59	2.60	32.31	2.72	37.03	2.85	42.70	3.00	46.47	3.10	51.19	3.22
	68.0	22.30	2.50	27.02	2.62	31.74	2.75	36.46	2.87	42.12	3.02	45.90	3.12	50.62	3.25
	70.0	21.98	2.51	26.70	2.64	31.42	2.76	36.14	2.89	41.80	3.04	45.58	3.14	50.30	3.27
	71.6	21.72	2.53	26.44	2.65	31.16	2.78	35.88	2.90	41.54	3.05	45.32	3.15	50.04	3.28
	75.2	21.14	2.55	25.86	2.68	30.58	2.80	35.30	2.93	40.97	3.08	44.74	3.18	49.46	3.30

Combination (Capacity)	Indoor air temp. EDB	Outdoor air temp.:EWB													
		5.0		14.0		23.0		32.0		43.0		50.0		59.0	
		TC	PI	TC	PI	TC	PI	TC	PI	TC	PI	TC	PI	TC	PI
		kBtu/h	kW	kBtu/h	kW	kBtu/h	kW	kBtu/h	kW	kBtu/h	kW	kBtu/h	kW	kBtu/h	kW
FTXS12L + CDXS15L + FTXS18L	60.8	23.45	2.47	28.17	2.59	32.89	2.72	37.61	2.85	43.27	3.00	47.05	3.10	51.77	3.23
	64.4	22.87	2.50	27.59	2.62	32.31	2.75	37.03	2.88	42.70	3.03	46.47	3.13	51.19	3.25
	68.0	22.30	2.52	27.02	2.65	31.74	2.78	36.46	2.90	42.12	3.05	45.90	3.16	50.62	3.28
	70.0	21.98	2.54	26.70	2.67	31.42	2.79	36.14	2.92	41.80	3.07	45.58	3.17	50.30	3.30
	71.6	21.72	2.55	26.44	2.68	31.16	2.80	35.88	2.93	41.54	3.08	45.32	3.18	50.04	3.31
	75.2	21.14	2.58	25.86	2.71	30.58	2.83	35.30	2.96	40.97	3.11	44.74	3.21	49.46	3.34
FTXS12L + CDXS15L + CDXS18L	60.8	22.83	2.32	27.43	2.43	32.03	2.55	36.62	2.67	42.14	2.81	45.81	2.91	50.41	3.03
	64.4	22.27	2.34	26.87	2.46	31.46	2.58	36.06	2.70	41.57	2.84	45.25	2.93	49.85	3.05
	68.0	21.71	2.37	26.31	2.49	30.90	2.60	35.50	2.72	41.01	2.87	44.69	2.96	49.28	3.08
	70.0	21.40	2.38	25.99	2.50	30.59	2.62	35.19	2.74	40.70	2.88	44.38	2.97	48.97	3.09
	71.6	21.15	2.39	25.74	2.51	30.34	2.63	34.94	2.75	40.45	2.89	44.13	2.99	48.72	3.11
	75.2	20.59	2.42	25.18	2.54	29.78	2.66	34.37	2.78	39.89	2.92	43.56	3.01	48.16	3.13
FDXS12L + FTXS15L + FTXS18L	60.8	23.45	2.52	28.17	2.65	32.89	2.78	37.61	2.91	43.27	3.07	47.05	3.17	51.77	3.30
	64.4	22.87	2.55	27.59	2.68	32.31	2.81	37.03	2.94	42.70	3.10	46.47	3.20	51.19	3.33
	68.0	22.30	2.58	27.02	2.71	31.74	2.84	36.46	2.97	42.12	3.12	45.90	3.23	50.62	3.36
	70.0	21.98	2.60	26.70	2.73	31.42	2.86	36.14	2.98	41.80	3.14	45.58	3.24	50.30	3.37
	71.6	21.72	2.61	26.44	2.74	31.16	2.87	35.88	3.00	41.54	3.15	45.32	3.26	50.04	3.39
	75.2	21.14	2.64	25.86	2.77	30.58	2.90	35.30	3.03	40.97	3.18	44.74	3.28	49.46	3.41
FDXS12L + FTXS15L + CDXS18L	60.8	22.83	2.25	27.43	2.37	32.03	2.48	36.62	2.60	42.14	2.74	45.81	2.83	50.41	2.94
	64.4	22.27	2.28	26.87	2.39	31.46	2.51	36.06	2.62	41.57	2.76	45.25	2.85	49.85	2.97
	68.0	21.71	2.30	26.31	2.42	30.90	2.53	35.50	2.65	41.01	2.79	44.69	2.88	49.28	2.99
	70.0	21.40	2.32	25.99	2.43	30.59	2.55	35.19	2.66	40.70	2.80	44.38	2.89	48.97	3.01
	71.6	21.15	2.33	25.74	2.44	30.34	2.56	34.94	2.67	40.45	2.81	44.13	2.90	48.72	3.02
	75.2	20.59	2.35	25.18	2.47	29.78	2.58	34.37	2.70	39.89	2.84	43.56	2.93	48.16	3.04
FDXS12L + CDXS15L + FTXS18L	60.8	22.83	2.27	27.43	2.38	32.03	2.50	36.62	2.62	42.14	2.76	45.81	2.85	50.41	2.96
	64.4	22.27	2.29	26.87	2.41	31.46	2.52	36.06	2.64	41.57	2.78	45.25	2.87	49.85	2.99
	68.0	21.71	2.32	26.31	2.43	30.90	2.55	35.50	2.67	41.01	2.81	44.69	2.90	49.28	3.01
	70.0	21.40	2.33	25.99	2.45	30.59	2.56	35.19	2.68	40.70	2.82	44.38	2.91	48.97	3.03
	71.6	21.15	2.34	25.74	2.46	30.34	2.58	34.94	2.69	40.45	2.83	44.13	2.92	48.72	3.04
	75.2	20.59	2.37	25.18	2.49	29.78	2.60	34.37	2.72	39.89	2.86	43.56	2.95	48.16	3.07
FDXS12L + CDXS15L + CDXS18L	60.8	22.16	2.27	26.62	2.38	31.08	2.50	35.54	2.62	40.89	2.76	44.46	2.85	48.92	2.96
	64.4	21.62	2.29	26.08	2.41	30.54	2.52	35.00	2.64	40.35	2.78	43.92	2.87	48.38	2.99
	68.0	21.07	2.32	25.53	2.43	29.99	2.55	34.45	2.67	39.80	2.81	43.37	2.90	47.83	3.01
	70.0	20.77	2.33	25.23	2.45	29.69	2.56	34.15	2.68	39.50	2.82	43.07	2.91	47.53	3.03
	71.6	20.52	2.34	24.98	2.46	29.45	2.58	33.91	2.69	39.26	2.83	42.83	2.92	47.29	3.04
	75.2	19.98	2.37	24.44	2.49	28.90	2.60	33.36	2.72	38.71	2.86	42.28	2.95	46.74	3.07
FTXS12L + FTXS18L + FTXS18L	60.8	24.12	2.84	28.98	2.98	33.84	3.13	38.69	3.27	44.52	3.45	48.40	3.57	53.26	3.71
	64.4	23.53	2.87	28.39	3.02	33.24	3.16	38.10	3.31	43.92	3.48	47.81	3.60	52.66	3.74
	68.0	22.94	2.90	27.79	3.05	32.65	3.19	37.50	3.34	43.33	3.51	47.21	3.63	52.07	3.77
	70.0	22.61	2.92	27.46	3.06	32.32	3.21	37.17	3.36	43.00	3.53	46.88	3.65	51.74	3.79
	71.6	22.34	2.93	27.20	3.08	32.05	3.22	36.91	3.37	42.74	3.54	46.62	3.66	51.48	3.81
	75.2	21.75	2.97	26.60	3.11	31.46	3.26	36.32	3.40	42.14	3.58	46.03	3.69	50.88	3.84
FTXS12L + FTXS18L + CDXS18L	60.8	23.45	2.46	28.17	2.59	32.89	2.71	37.61	2.84	43.27	2.99	47.05	3.09	51.77	3.22
	64.4	22.87	2.49	27.59	2.61	32.31	2.74	37.03	2.87	42.70	3.02	46.47	3.12	51.19	3.24
	68.0	22.30	2.52	27.02	2.64	31.74	2.77	36.46	2.89	42.12	3.04	45.90	3.15	50.62	3.27
	70.0	21.98	2.53	26.70	2.66	31.42	2.78	36.14	2.91	41.80	3.06	45.58	3.16	50.30	3.29
	71.6	21.72	2.54	26.44	2.67	31.16	2.80	35.88	2.92	41.54	3.07	45.32	3.17	50.04	3.30
	75.2	21.14	2.57	25.86	2.70	30.58	2.82	35.30	2.95	40.97	3.10	44.74	3.20	49.46	3.33

Combination (Capacity)	Indoor air temp. EDB	Outdoor air temp.:EWB													
		5.0		14.0		23.0		32.0		43.0		50.0		59.0	
		TC	PI	TC	PI	TC	PI	TC	PI	TC	PI	TC	PI	TC	PI
		kBtu/h	kW	kBtu/h	kW	kBtu/h	kW	kBtu/h	kW	kBtu/h	kW	kBtu/h	kW	kBtu/h	kW
FTXS12L + CDXS18L + CDXS18L	60.8	22.83	2.31	27.43	2.43	32.03	2.54	36.62	2.66	42.14	2.80	45.81	2.90	50.41	3.02
	64.4	22.27	2.33	26.87	2.45	31.46	2.57	36.06	2.69	41.57	2.83	45.25	2.92	49.85	3.04
	68.0	21.71	2.36	26.31	2.48	30.90	2.60	35.50	2.71	41.01	2.86	44.69	2.95	49.28	3.07
	70.0	21.40	2.37	25.99	2.49	30.59	2.61	35.19	2.73	40.70	2.87	44.38	2.96	48.97	3.08
	71.6	21.15	2.39	25.74	2.50	30.34	2.62	34.94	2.74	40.45	2.88	44.13	2.98	48.72	3.09
	75.2	20.59	2.41	25.18	2.53	29.78	2.65	34.37	2.77	39.89	2.91	43.56	3.00	48.16	3.12
FDXS12L + FTXS18L + FTXS18L	60.8	23.45	2.58	28.17	2.71	32.89	2.85	37.61	2.98	43.27	3.14	47.05	3.24	51.77	3.37
	64.4	22.87	2.61	27.59	2.74	32.31	2.87	37.03	3.01	42.70	3.17	46.47	3.27	51.19	3.40
	68.0	22.30	2.64	27.02	2.77	31.74	2.90	36.46	3.04	42.12	3.19	45.90	3.30	50.62	3.43
	70.0	21.98	2.65	26.70	2.79	31.42	2.92	36.14	3.05	41.80	3.21	45.58	3.32	50.30	3.45
	71.6	21.72	2.67	26.44	2.80	31.16	2.93	35.88	3.06	41.54	3.22	45.32	3.33	50.04	3.46
	75.2	21.14	2.70	25.86	2.83	30.58	2.96	35.30	3.09	40.97	3.25	44.74	3.36	49.46	3.49
FDXS12L + FTXS18L + CDXS18L	60.8	22.83	2.26	27.43	2.38	32.03	2.49	36.62	2.61	42.14	2.75	45.81	2.84	50.41	2.95
	64.4	22.27	2.28	26.87	2.40	31.46	2.52	36.06	2.63	41.57	2.77	45.25	2.86	49.85	2.98
	68.0	21.71	2.31	26.31	2.43	30.90	2.54	35.50	2.66	41.01	2.80	44.69	2.89	49.28	3.00
	70.0	21.40	2.32	25.99	2.44	30.59	2.56	35.19	2.67	40.70	2.81	44.38	2.90	48.97	3.02
	71.6	21.15	2.34	25.74	2.45	30.34	2.57	34.94	2.68	40.45	2.82	44.13	2.91	48.72	3.03
	75.2	20.59	2.36	25.18	2.48	29.78	2.59	34.37	2.71	39.89	2.85	43.56	2.94	48.16	3.05
FDXS12L + CDXS18L + CDXS18L	60.8	22.16	2.26	26.62	2.38	31.08	2.49	35.54	2.61	40.89	2.75	44.46	2.84	48.92	2.95
	64.4	21.62	2.28	26.08	2.40	30.54	2.52	35.00	2.63	40.35	2.77	43.92	2.86	48.38	2.98
	68.0	21.07	2.31	25.53	2.43	29.99	2.54	34.45	2.66	39.80	2.80	43.37	2.89	47.83	3.00
	70.0	20.77	2.32	25.23	2.44	29.69	2.56	34.15	2.67	39.50	2.81	43.07	2.90	47.53	3.02
	71.6	20.52	2.34	24.98	2.45	29.45	2.57	33.91	2.68	39.26	2.82	42.83	2.91	47.29	3.03
	75.2	19.98	2.36	24.44	2.48	28.90	2.59	33.36	2.71	38.71	2.85	42.28	2.94	46.74	3.05
FTXS15L + FTXS15L + FTXS15L	60.8	24.12	2.85	28.98	3.00	33.84	3.15	38.69	3.29	44.52	3.47	48.40	3.59	53.26	3.73
	64.4	23.53	2.89	28.39	3.03	33.24	3.18	38.10	3.32	43.92	3.50	47.81	3.62	52.66	3.76
	68.0	22.94	2.92	27.79	3.06	32.65	3.21	37.50	3.36	43.33	3.53	47.21	3.65	52.07	3.80
	70.0	22.61	2.94	27.46	3.08	32.32	3.23	37.17	3.37	43.00	3.55	46.88	3.67	51.74	3.81
	71.6	22.34	2.95	27.20	3.10	32.05	3.24	36.91	3.39	42.74	3.56	46.62	3.68	51.48	3.83
	75.2	21.75	2.98	26.60	3.13	31.46	3.27	36.32	3.42	42.14	3.60	46.03	3.71	50.88	3.86
FTXS15L + FTXS15L + CDXS15L	60.8	23.45	2.80	28.17	2.94	32.89	3.08	37.61	3.23	43.27	3.40	47.05	3.51	51.77	3.66
	64.4	22.87	2.83	27.59	2.97	32.31	3.12	37.03	3.26	42.70	3.43	46.47	3.55	51.19	3.69
	68.0	22.30	2.86	27.02	3.00	31.74	3.15	36.46	3.29	42.12	3.46	45.90	3.58	50.62	3.72
	70.0	21.98	2.88	26.70	3.02	31.42	3.16	36.14	3.31	41.80	3.48	45.58	3.59	50.30	3.74
	71.6	21.72	2.89	26.44	3.04	31.16	3.18	35.88	3.32	41.54	3.49	45.32	3.61	50.04	3.75
	75.2	21.14	2.92	25.86	3.07	30.58	3.21	35.30	3.35	40.97	3.53	44.74	3.64	49.46	3.78
FTXS15L + CDXS15L + CDXS15L	60.8	22.83	2.43	27.43	2.55	32.03	2.68	36.62	2.80	42.14	2.95	45.81	3.05	50.41	3.17
	64.4	22.27	2.46	26.87	2.58	31.46	2.70	36.06	2.83	41.57	2.98	45.25	3.08	49.85	3.20
	68.0	21.71	2.48	26.31	2.61	30.90	2.73	35.50	2.86	41.01	3.00	44.69	3.10	49.28	3.23
	70.0	21.40	2.50	25.99	2.62	30.59	2.75	35.19	2.87	40.70	3.02	44.38	3.12	48.97	3.24
	71.6	21.15	2.51	25.74	2.63	30.34	2.76	34.94	2.88	40.45	3.03	44.13	3.13	48.72	3.26
	75.2	20.59	2.54	25.18	2.66	29.78	2.79	34.37	2.91	39.89	3.06	43.56	3.16	48.16	3.28
CDXS15L + CDXS15L + CDXS15L	60.8	22.16	2.32	26.62	2.44	31.08	2.56	35.54	2.68	40.89	2.82	44.46	2.92	48.92	3.04
	64.4	21.62	2.35	26.08	2.47	30.54	2.59	35.00	2.71	40.35	2.85	43.92	2.94	48.38	3.06
	68.0	21.07	2.38	25.53	2.49	29.99	2.61	34.45	2.73	39.80	2.88	43.37	2.97	47.83	3.09
	70.0	20.77	2.39	25.23	2.51	29.69	2.63	34.15	2.75	39.50	2.89	43.07	2.99	47.53	3.10
	71.6	20.52	2.40	24.98	2.52	29.45	2.64	33.91	2.76	39.26	2.90	42.83	3.00	47.29	3.12
	75.2	19.98	2.43	24.44	2.55	28.90	2.67	33.36	2.78	38.71	2.93	42.28	3.02	46.74	3.14

Combination (Capacity)	Indoor air temp. EDB	Outdoor air temp.:EWB													
		5.0		14.0		23.0		32.0		43.0		50.0		59.0	
		TC	PI	TC	PI	TC	PI	TC	PI	TC	PI	TC	PI	TC	PI
		kBtu/h	kW	kBtu/h	kW	kBtu/h	kW	kBtu/h	kW	kBtu/h	kW	kBtu/h	kW	kBtu/h	kW
FTXS15L + FTXS15L + FTXS18L	60.8	24.12	2.85	28.98	3.00	33.84	3.15	38.69	3.29	44.52	3.47	48.40	3.59	53.26	3.73
	64.4	23.53	2.89	28.39	3.03	33.24	3.18	38.10	3.32	43.92	3.50	47.81	3.62	52.66	3.76
	68.0	22.94	2.92	27.79	3.06	32.65	3.21	37.50	3.36	43.33	3.53	47.21	3.65	52.07	3.80
	70.0	22.61	2.94	27.46	3.08	32.32	3.23	37.17	3.37	43.00	3.55	46.88	3.67	51.74	3.81
	71.6	22.34	2.95	27.20	3.10	32.05	3.24	36.91	3.39	42.74	3.56	46.62	3.68	51.48	3.83
	75.2	21.75	2.98	26.60	3.13	31.46	3.27	36.32	3.42	42.14	3.60	46.03	3.71	50.88	3.86
FTXS15L + FTXS15L + CDXS18L	60.8	23.45	2.79	28.17	2.93	32.89	3.08	37.61	3.22	43.27	3.39	47.05	3.50	51.77	3.65
	64.4	22.87	2.82	27.59	2.96	32.31	3.11	37.03	3.25	42.70	3.42	46.47	3.54	51.19	3.68
	68.0	22.30	2.85	27.02	3.00	31.74	3.14	36.46	3.28	42.12	3.45	45.90	3.57	50.62	3.71
	70.0	21.98	2.87	26.70	3.01	31.42	3.16	36.14	3.30	41.80	3.47	45.58	3.58	50.30	3.73
	71.6	21.72	2.88	26.44	3.03	31.16	3.17	35.88	3.31	41.54	3.48	45.32	3.60	50.04	3.74
	75.2	21.14	2.92	25.86	3.06	30.58	3.20	35.30	3.34	40.97	3.52	44.74	3.63	49.46	3.77
FTXS15L + CDXS15L + FTXS18L	60.8	23.45	2.82	28.17	2.97	32.89	3.11	37.61	3.26	43.27	3.43	47.05	3.54	51.77	3.69
	64.4	22.87	2.85	27.59	3.00	32.31	3.14	37.03	3.29	42.70	3.46	46.47	3.58	51.19	3.72
	68.0	22.30	2.89	27.02	3.03	31.74	3.17	36.46	3.32	42.12	3.49	45.90	3.61	50.62	3.75
	70.0	21.98	2.90	26.70	3.05	31.42	3.19	36.14	3.34	41.80	3.51	45.58	3.63	50.30	3.77
	71.6	21.72	2.92	26.44	3.06	31.16	3.21	35.88	3.35	41.54	3.52	45.32	3.64	50.04	3.78
	75.2	21.14	2.95	25.86	3.09	30.58	3.24	35.30	3.38	40.97	3.56	44.74	3.67	49.46	3.82
FTXS15L + CDXS15L + CDXS18L	60.8	22.83	2.42	27.43	2.54	32.03	2.67	36.62	2.79	42.14	2.94	45.81	3.04	50.41	3.16
	64.4	22.27	2.45	26.87	2.57	31.46	2.70	36.06	2.82	41.57	2.97	45.25	3.07	49.85	3.19
	68.0	21.71	2.47	26.31	2.60	30.90	2.72	35.50	2.85	41.01	2.99	44.69	3.09	49.28	3.22
	70.0	21.40	2.49	25.99	2.61	30.59	2.74	35.19	2.86	40.70	3.01	44.38	3.11	48.97	3.23
	71.6	21.15	2.50	25.74	2.63	30.34	2.75	34.94	2.87	40.45	3.02	44.13	3.12	48.72	3.25
	75.2	20.59	2.53	25.18	2.65	29.78	2.78	34.37	2.90	39.89	3.05	43.56	3.15	48.16	3.27
CDXS15L + CDXS15L + FTXS18L	60.8	22.83	2.44	27.43	2.56	32.03	2.69	36.62	2.81	42.14	2.96	45.81	3.06	50.41	3.18
	64.4	22.27	2.46	26.87	2.59	31.46	2.71	36.06	2.84	41.57	2.99	45.25	3.09	49.85	3.21
	68.0	21.71	2.49	26.31	2.62	30.90	2.74	35.50	2.87	41.01	3.01	44.69	3.11	49.28	3.24
	70.0	21.40	2.51	25.99	2.63	30.59	2.76	35.19	2.88	40.70	3.03	44.38	3.13	48.97	3.25
	71.6	21.15	2.52	25.74	2.64	30.34	2.77	34.94	2.89	40.45	3.04	44.13	3.14	48.72	3.27
	75.2	20.59	2.55	25.18	2.67	29.78	2.79	34.37	2.92	39.89	3.07	43.56	3.17	48.16	3.29
CDXS15L + CDXS15L + CDXS18L	60.8	22.16	2.32	26.62	2.43	31.08	2.55	35.54	2.67	40.89	2.81	44.46	2.91	48.92	3.03
	64.4	21.62	2.34	26.08	2.46	30.54	2.58	35.00	2.70	40.35	2.84	43.92	2.93	48.38	3.05
	68.0	21.07	2.37	25.53	2.49	29.99	2.60	34.45	2.72	39.80	2.87	43.37	2.96	47.83	3.08
	70.0	20.77	2.38	25.23	2.50	29.69	2.62	34.15	2.74	39.50	2.88	43.07	2.97	47.53	3.09
	71.6	20.52	2.39	24.98	2.51	29.45	2.63	33.91	2.75	39.26	2.89	42.83	2.99	47.29	3.11
	75.2	19.98	2.42	24.44	2.54	28.90	2.66	33.36	2.78	38.71	2.92	42.28	3.01	46.74	3.13
CTXS07L + CTXS07L + CTXS07L + CTXS07L	60.8	21.26	1.94	25.54	2.04	29.82	2.14	34.10	2.24	39.24	2.35	42.66	2.43	46.94	2.53
	64.4	20.74	1.96	25.02	2.06	29.30	2.16	33.58	2.26	38.71	2.38	42.14	2.46	46.42	2.55
	68.0	20.22	1.98	24.50	2.08	28.78	2.18	33.06	2.28	38.19	2.40	41.61	2.48	45.89	2.58
	70.0	19.93	1.99	24.21	2.09	28.48	2.19	32.76	2.29	37.90	2.41	41.32	2.49	45.60	2.59
	71.6	19.69	2.00	23.97	2.10	28.25	2.20	32.53	2.30	37.67	2.42	41.09	2.50	45.37	2.60
	75.2	19.17	2.02	23.45	2.12	27.73	2.22	32.01	2.32	37.14	2.44	40.57	2.52	44.85	2.62
CTXS07L + CTXS07L + CTXS07L + FTXS09L	60.8	21.99	2.07	26.42	2.18	30.85	2.29	35.27	2.39	40.58	2.52	44.12	2.61	48.55	2.71
	64.4	21.45	2.10	25.88	2.20	30.30	2.31	34.73	2.42	40.04	2.54	43.58	2.63	48.01	2.74
	68.0	20.91	2.12	25.34	2.23	29.76	2.33	34.19	2.44	39.50	2.57	43.04	2.65	47.47	2.76
	70.0	20.61	2.13	25.04	2.24	29.46	2.35	33.89	2.45	39.20	2.58	42.74	2.66	47.17	2.77
	71.6	20.37	2.14	24.79	2.25	29.22	2.36	33.65	2.46	38.96	2.59	42.50	2.68	46.93	2.78
	75.2	19.83	2.17	24.25	2.27	28.68	2.38	33.11	2.49	38.42	2.61	41.96	2.70	46.39	2.80

Combination (Capacity)	Indoor air temp. EDB	Outdoor air temp.:EWB													
		5.0		14.0		23.0		32.0		43.0		50.0		59.0	
		TC	PI	TC	PI	TC	PI	TC	PI	TC	PI	TC	PI	TC	PI
		kBtu/h	kW	kBtu/h	kW	kBtu/h	kW	kBtu/h	kW	kBtu/h	kW	kBtu/h	kW	kBtu/h	kW
CTXS07L + CTXS07L + CTXS07L + FDXS09L	60.8	21.32	1.93	25.61	2.03	29.90	2.13	34.19	2.23	39.34	2.34	42.77	2.42	47.06	2.52
	64.4	20.79	1.95	25.09	2.05	29.38	2.15	33.67	2.25	38.82	2.37	42.25	2.45	46.54	2.54
	68.0	20.27	1.97	24.56	2.07	28.85	2.17	33.14	2.27	38.29	2.39	41.72	2.47	46.02	2.57
	70.0	19.98	1.98	24.27	2.08	28.56	2.18	32.85	2.28	38.00	2.40	41.43	2.48	45.72	2.58
	71.6	19.75	1.99	24.04	2.09	28.33	2.19	32.62	2.29	37.77	2.41	41.20	2.49	45.49	2.59
	75.2	19.22	2.02	23.51	2.11	27.80	2.21	32.09	2.31	37.24	2.43	40.67	2.51	44.97	2.61
CTXS07L + CTXS07L + CTXS07L + FTXS12L	60.8	23.06	2.29	27.70	2.41	32.34	2.53	36.98	2.64	42.55	2.78	46.26	2.88	50.90	3.00
	64.4	22.49	2.32	27.13	2.43	31.77	2.55	36.41	2.67	41.98	2.81	45.70	2.90	50.34	3.02
	68.0	21.92	2.34	26.56	2.46	31.21	2.58	35.85	2.69	41.42	2.84	45.13	2.93	49.77	3.05
	70.0	21.61	2.36	26.25	2.47	30.89	2.59	35.53	2.71	41.10	2.85	44.81	2.94	49.45	3.06
	71.6	21.36	2.37	26.00	2.49	30.64	2.60	35.28	2.72	40.85	2.86	44.56	2.96	49.20	3.07
	75.2	20.79	2.39	25.43	2.51	30.07	2.63	34.71	2.75	40.28	2.89	43.99	2.98	48.63	3.10
CTXS07L + CTXS07L + CTXS07L + FDXS12L	60.8	22.50	2.12	27.03	2.23	31.55	2.34	36.08	2.45	41.51	2.58	45.14	2.67	49.67	2.77
	64.4	21.94	2.15	26.47	2.26	31.00	2.36	35.53	2.47	40.96	2.60	44.58	2.69	49.11	2.80
	68.0	21.39	2.17	25.92	2.28	30.45	2.39	34.97	2.50	40.41	2.63	44.03	2.71	48.56	2.82
	70.0	21.08	2.18	25.61	2.29	30.14	2.40	34.67	2.51	40.10	2.64	43.72	2.73	48.25	2.84
	71.6	20.84	2.19	25.36	2.30	29.89	2.41	34.42	2.52	39.85	2.65	43.48	2.74	48.00	2.85
	75.2	20.28	2.22	24.81	2.33	29.34	2.44	33.87	2.54	39.30	2.67	42.92	2.76	47.45	2.87
CTXS07L + CTXS07L + CTXS07L + FTXS15L	60.8	24.12	2.85	28.98	2.99	33.84	3.14	38.69	3.28	44.52	3.46	48.40	3.58	53.26	3.72
	64.4	23.53	2.88	28.39	3.02	33.24	3.17	38.10	3.32	43.92	3.49	47.81	3.61	52.66	3.75
	68.0	22.94	2.91	27.79	3.06	32.65	3.20	37.50	3.35	43.33	3.52	47.21	3.64	52.07	3.78
	70.0	22.61	2.93	27.46	3.07	32.32	3.22	37.17	3.37	43.00	3.54	46.88	3.66	51.74	3.80
	71.6	22.34	2.94	27.20	3.09	32.05	3.23	36.91	3.38	42.74	3.55	46.62	3.67	51.48	3.82
	75.2	21.75	2.97	26.60	3.12	31.46	3.27	36.32	3.41	42.14	3.59	46.03	3.70	50.88	3.85
CTXS07L + CTXS07L + CTXS07L + CDXS15L	60.8	23.62	2.45	28.37	2.58	33.13	2.70	37.88	2.83	43.59	2.98	47.39	3.08	52.14	3.21
	64.4	23.04	2.48	27.79	2.61	32.55	2.73	37.30	2.86	43.00	3.01	46.81	3.11	51.56	3.23
	68.0	22.46	2.51	27.21	2.63	31.96	2.76	36.72	2.88	42.42	3.03	46.23	3.14	50.98	3.26
	70.0	22.13	2.52	26.89	2.65	31.64	2.77	36.40	2.90	42.10	3.05	45.90	3.15	50.66	3.28
	71.6	21.88	2.53	26.63	2.66	31.38	2.79	36.14	2.91	41.84	3.06	45.64	3.16	50.40	3.29
	75.2	21.29	2.56	26.05	2.69	30.80	2.81	35.56	2.94	41.26	3.09	45.06	3.19	49.82	3.32
CTXS07L + CTXS07L + CTXS07L + FTXS18L	60.8	24.12	2.84	28.98	2.98	33.84	3.13	38.69	3.27	44.52	3.45	48.40	3.57	53.26	3.71
	64.4	23.53	2.87	28.39	3.02	33.24	3.16	38.10	3.31	43.92	3.48	47.81	3.60	52.66	3.74
	68.0	22.94	2.90	27.79	3.05	32.65	3.19	37.50	3.34	43.33	3.51	47.21	3.63	52.07	3.77
	70.0	22.61	2.92	27.46	3.06	32.32	3.21	37.17	3.36	43.00	3.53	46.88	3.65	51.74	3.79
	71.6	22.34	2.93	27.20	3.08	32.05	3.22	36.91	3.37	42.74	3.54	46.62	3.66	51.48	3.81
	75.2	21.75	2.97	26.60	3.11	31.46	3.26	36.32	3.40	42.14	3.58	46.03	3.69	50.88	3.84
CTXS07L + CTXS07L + CTXS07L + CDXS18L	60.8	23.62	2.44	28.37	2.57	33.13	2.69	37.88	2.82	43.59	2.97	47.39	3.07	52.14	3.20
	64.4	23.04	2.47	27.79	2.60	32.55	2.72	37.30	2.85	43.00	3.00	46.81	3.10	51.56	3.22
	68.0	22.46	2.50	27.21	2.62	31.96	2.75	36.72	2.87	42.42	3.02	46.23	3.12	50.98	3.25
	70.0	22.13	2.51	26.89	2.64	31.64	2.76	36.40	2.89	42.10	3.04	45.90	3.14	50.66	3.27
	71.6	21.88	2.53	26.63	2.65	31.38	2.78	36.14	2.90	41.84	3.05	45.64	3.15	50.40	3.28
	75.2	21.29	2.55	26.05	2.68	30.80	2.80	35.56	2.93	41.26	3.08	45.06	3.18	49.82	3.30
CTXS07L + CTXS07L + CTXS07L + FTXS24L	60.8	24.12	2.83	28.98	2.98	33.84	3.12	38.69	3.27	44.52	3.44	48.40	3.55	53.26	3.70
	64.4	23.53	2.86	28.39	3.01	33.24	3.15	38.10	3.30	43.92	3.47	47.81	3.59	52.66	3.73
	68.0	22.94	2.89	27.79	3.04	32.65	3.18	37.50	3.33	43.33	3.50	47.21	3.62	52.07	3.76
	70.0	22.61	2.91	27.46	3.06	32.32	3.20	37.17	3.35	43.00	3.52	46.88	3.64	51.74	3.78
	71.6	22.34	2.93	27.20	3.07	32.05	3.22	36.91	3.36	42.74	3.53	46.62	3.65	51.48	3.80
	75.2	21.75	2.96	26.60	3.10	31.46	3.25	36.32	3.39	42.14	3.57	46.03	3.68	50.88	3.83

Combination (Capacity)	Indoor air temp. EDB	Outdoor air temp.:EWB													
		5.0		14.0		23.0		32.0		43.0		50.0		59.0	
		TC	PI	TC	PI	TC	PI	TC	PI	TC	PI	TC	PI	TC	PI
		kBtu/h	kW	kBtu/h	kW	kBtu/h	kW	kBtu/h	kW	kBtu/h	kW	kBtu/h	kW	kBtu/h	kW
CTXS07L + CTXS07L + CTXS07L + CDXS24L	60.8	23.62	2.50	28.37	2.63	33.13	2.76	37.88	2.88	43.59	3.04	47.39	3.14	52.14	3.27
	64.4	23.04	2.53	27.79	2.66	32.55	2.78	37.30	2.91	43.00	3.07	46.81	3.17	51.56	3.30
	68.0	22.46	2.56	27.21	2.68	31.96	2.81	36.72	2.94	42.42	3.09	46.23	3.20	50.98	3.32
	70.0	22.13	2.57	26.89	2.70	31.64	2.83	36.40	2.96	42.10	3.11	45.90	3.21	50.66	3.34
	71.6	21.88	2.58	26.63	2.71	31.38	2.84	36.14	2.97	41.84	3.12	45.64	3.22	50.40	3.35
	75.2	21.29	2.61	26.05	2.74	30.80	2.87	35.56	3.00	41.26	3.15	45.06	3.25	49.82	3.38
CTXS07L + CTXS07L + FTXS09L + FTXS09L	60.8	22.72	2.22	27.29	2.33	31.87	2.45	36.44	2.56	41.93	2.70	45.59	2.79	50.16	2.90
	64.4	22.16	2.24	26.74	2.36	31.31	2.47	35.88	2.58	41.37	2.72	45.03	2.81	49.60	2.93
	68.0	21.60	2.27	26.18	2.38	30.75	2.50	35.32	2.61	40.81	2.75	44.47	2.84	49.04	2.95
	70.0	21.29	2.28	25.87	2.40	30.44	2.51	35.01	2.62	40.50	2.76	44.16	2.85	48.73	2.96
	71.6	21.04	2.29	25.62	2.41	30.19	2.52	34.76	2.63	40.25	2.77	43.91	2.86	48.48	2.98
	75.2	20.48	2.32	25.06	2.43	29.63	2.55	34.20	2.66	39.69	2.80	43.35	2.89	47.92	3.00
CTXS07L + CTXS07L + FTXS09L + FDXS09L	60.8	22.10	2.07	26.55	2.17	31.00	2.28	35.45	2.38	40.79	2.51	44.35	2.60	48.80	2.70
	64.4	21.56	2.09	26.01	2.20	30.46	2.30	34.91	2.41	40.25	2.53	43.81	2.62	48.25	2.72
	68.0	21.02	2.11	25.47	2.22	29.91	2.32	34.36	2.43	39.70	2.56	43.26	2.64	47.71	2.75
	70.0	20.71	2.13	25.16	2.23	29.61	2.34	34.06	2.44	39.40	2.57	42.96	2.65	47.41	2.76
	71.6	20.47	2.14	24.92	2.24	29.37	2.35	33.82	2.45	39.16	2.58	42.72	2.66	47.17	2.77
	75.2	19.93	2.16	24.38	2.26	28.83	2.37	33.28	2.48	38.61	2.60	42.17	2.69	46.62	2.79
CTXS07L + CTXS07L + FDXS09L + FDXS09L	60.8	21.54	1.99	25.88	2.09	30.22	2.19	34.55	2.29	39.75	2.41	43.22	2.49	47.56	2.60
	64.4	21.01	2.01	25.35	2.11	29.69	2.21	34.02	2.31	39.22	2.44	42.69	2.52	47.03	2.62
	68.0	20.48	2.03	24.82	2.13	29.16	2.23	33.49	2.34	38.69	2.46	42.16	2.54	46.50	2.64
	70.0	20.19	2.04	24.52	2.14	28.86	2.25	33.20	2.35	38.40	2.47	41.87	2.55	46.20	2.65
	71.6	19.95	2.05	24.29	2.15	28.63	2.26	32.96	2.36	38.16	2.48	41.63	2.56	45.97	2.66
	75.2	19.42	2.07	23.76	2.18	28.09	2.28	32.43	2.38	37.63	2.50	41.10	2.58	45.44	2.69
CTXS07L + CTXS07L + FTXS09L + FTXS12L	60.8	23.79	2.48	28.58	2.61	33.36	2.74	38.15	2.87	43.90	3.02	47.73	3.12	52.51	3.25
	64.4	23.20	2.51	27.99	2.64	32.78	2.77	37.57	2.89	43.31	3.05	47.14	3.15	51.93	3.28
	68.0	22.62	2.54	27.40	2.67	32.19	2.79	36.98	2.92	42.73	3.07	46.56	3.18	51.34	3.30
	70.0	22.29	2.56	27.08	2.68	31.87	2.81	36.65	2.94	42.40	3.09	46.23	3.19	51.02	3.32
	71.6	22.03	2.57	26.82	2.70	31.61	2.82	36.39	2.95	42.14	3.10	45.97	3.20	50.76	3.33
	75.2	21.45	2.60	26.23	2.72	31.02	2.85	35.81	2.98	41.55	3.13	45.38	3.23	50.17	3.36
CTXS07L + CTXS07L + FTXS09L + FDXS12L	60.8	23.28	2.25	27.97	2.37	32.65	2.48	37.34	2.60	42.96	2.74	46.71	2.83	51.40	2.94
	64.4	22.71	2.28	27.40	2.39	32.08	2.51	36.77	2.62	42.39	2.76	46.14	2.85	50.83	2.97
	68.0	22.14	2.30	26.82	2.42	31.51	2.53	36.20	2.65	41.82	2.79	45.57	2.88	50.25	2.99
	70.0	21.82	2.32	26.50	2.43	31.19	2.55	35.88	2.66	41.50	2.80	45.25	2.89	49.93	3.01
	71.6	21.56	2.33	26.25	2.44	30.94	2.56	35.62	2.67	41.25	2.81	44.99	2.90	49.68	3.02
	75.2	20.99	2.35	25.68	2.47	30.36	2.58	35.05	2.70	40.67	2.84	44.42	2.93	49.11	3.04
CTXS07L + CTXS07L + FDXS09L + FTXS12L	60.8	23.28	2.28	27.97	2.39	32.65	2.51	37.34	2.62	42.96	2.76	46.71	2.86	51.40	2.97
	64.4	22.71	2.30	27.40	2.42	32.08	2.53	36.77	2.65	42.39	2.79	46.14	2.88	50.83	3.00
	68.0	22.14	2.33	26.82	2.44	31.51	2.56	36.20	2.68	41.82	2.82	45.57	2.91	50.25	3.03
	70.0	21.82	2.34	26.50	2.46	31.19	2.57	35.88	2.69	41.50	2.83	45.25	2.92	49.93	3.04
	71.6	21.56	2.35	26.25	2.47	30.94	2.58	35.62	2.70	41.25	2.84	44.99	2.93	49.68	3.05
	75.2	20.99	2.38	25.68	2.49	30.36	2.61	35.05	2.73	40.67	2.87	44.42	2.96	49.11	3.08
CTXS07L + CTXS07L + FDXS09L + FDXS12L	60.8	22.78	2.18	27.36	2.29	31.95	2.40	36.53	2.51	42.03	2.65	45.70	2.74	50.28	2.85
	64.4	22.22	2.20	26.80	2.31	31.39	2.43	35.97	2.54	41.47	2.67	45.14	2.76	49.72	2.87
	68.0	21.66	2.23	26.24	2.34	30.83	2.45	35.41	2.56	40.91	2.70	44.58	2.79	49.16	2.90
	70.0	21.35	2.24	25.93	2.35	30.51	2.46	35.10	2.58	40.60	2.71	44.27	2.80	48.85	2.91
	71.6	21.10	2.25	25.68	2.36	30.27	2.48	34.85	2.59	40.35	2.72	44.02	2.81	48.60	2.92
	75.2	20.54	2.28	25.12	2.39	29.70	2.50	34.29	2.61	39.79	2.75	43.46	2.83	48.04	2.95

Combination (Capacity)	Indoor air temp. EDB	Outdoor air temp.:EWB													
		5.0		14.0		23.0		32.0		43.0		50.0		59.0	
		TC	PI	TC	PI	TC	PI	TC	PI	TC	PI	TC	PI	TC	PI
		kBtu/h	kW	kBtu/h	kW	kBtu/h	kW	kBtu/h	kW	kBtu/h	kW	kBtu/h	kW	kBtu/h	kW
CTXS07L + CTXS07L + FTXS09L + FTXS15L	60.8	24.12	2.83	28.98	2.98	33.84	3.12	38.69	3.27	44.52	3.44	48.40	3.55	53.26	3.70
	64.4	23.53	2.86	28.39	3.01	33.24	3.15	38.10	3.30	43.92	3.47	47.81	3.59	52.66	3.73
	68.0	22.94	2.89	27.79	3.04	32.65	3.18	37.50	3.33	43.33	3.50	47.21	3.62	52.07	3.76
	70.0	22.61	2.91	27.46	3.06	32.32	3.20	37.17	3.35	43.00	3.52	46.88	3.64	51.74	3.78
	71.6	22.34	2.93	27.20	3.07	32.05	3.22	36.91	3.36	42.74	3.53	46.62	3.65	51.48	3.80
	75.2	21.75	2.96	26.60	3.10	31.46	3.25	36.32	3.39	42.14	3.57	46.03	3.68	50.88	3.83
CTXS07L + CTXS07L + FTXS09L + CDXS15L	60.8	23.62	2.52	28.37	2.65	33.13	2.78	37.88	2.91	43.59	3.07	47.39	3.17	52.14	3.30
	64.4	23.04	2.55	27.79	2.68	32.55	2.81	37.30	2.94	43.00	3.10	46.81	3.20	51.56	3.33
	68.0	22.46	2.58	27.21	2.71	31.96	2.84	36.72	2.97	42.42	3.12	46.23	3.23	50.98	3.36
	70.0	22.13	2.60	26.89	2.73	31.64	2.86	36.40	2.98	42.10	3.14	45.90	3.24	50.66	3.37
	71.6	21.88	2.61	26.63	2.74	31.38	2.87	36.14	3.00	41.84	3.15	45.64	3.26	50.40	3.39
	75.2	21.29	2.64	26.05	2.77	30.80	2.90	35.56	3.03	41.26	3.18	45.06	3.28	49.82	3.41
CTXS07L + CTXS07L + FDXS09L + FTXS15L	60.8	23.62	2.62	28.37	2.76	33.13	2.89	37.88	3.02	43.59	3.18	47.39	3.29	52.14	3.43
	64.4	23.04	2.65	27.79	2.78	32.55	2.92	37.30	3.05	43.00	3.21	46.81	3.32	51.56	3.46
	68.0	22.46	2.68	27.21	2.81	31.96	2.95	36.72	3.08	42.42	3.24	46.23	3.35	50.98	3.49
	70.0	22.13	2.70	26.89	2.83	31.64	2.96	36.40	3.10	42.10	3.26	45.90	3.37	50.66	3.50
	71.6	21.88	2.71	26.63	2.84	31.38	2.98	36.14	3.11	41.84	3.27	45.64	3.38	50.40	3.51
	75.2	21.29	2.74	26.05	2.87	30.80	3.01	35.56	3.14	41.26	3.30	45.06	3.41	49.82	3.54
CTXS07L + CTXS07L + FDXS09L + CDXS15L	60.8	23.17	2.32	27.83	2.44	32.50	2.56	37.16	2.68	42.76	2.82	46.49	2.92	51.15	3.04
	64.4	22.60	2.35	27.26	2.47	31.93	2.59	36.59	2.71	42.19	2.85	45.92	2.94	50.58	3.06
	68.0	22.03	2.38	26.69	2.49	31.36	2.61	36.02	2.73	41.62	2.88	45.35	2.97	50.01	3.09
	70.0	21.71	2.39	26.38	2.51	31.04	2.63	35.70	2.75	41.30	2.89	45.03	2.99	49.69	3.10
	71.6	21.46	2.40	26.12	2.52	30.79	2.64	35.45	2.76	41.05	2.90	44.78	3.00	49.44	3.12
	75.2	20.89	2.43	25.55	2.55	30.22	2.67	34.88	2.78	40.48	2.93	44.21	3.02	48.87	3.14
CTXS07L + CTXS07L + FTXS09L + FTXS18L	60.8	24.12	2.86	28.98	3.01	33.84	3.16	38.69	3.30	44.52	3.48	48.40	3.60	53.26	3.74
	64.4	23.53	2.89	28.39	3.04	33.24	3.19	38.10	3.33	43.92	3.51	47.81	3.63	52.66	3.77
	68.0	22.94	2.93	27.79	3.07	32.65	3.22	37.50	3.37	43.33	3.54	47.21	3.66	52.07	3.81
	70.0	22.61	2.94	27.46	3.09	32.32	3.24	37.17	3.38	43.00	3.56	46.88	3.68	51.74	3.82
	71.6	22.34	2.96	27.20	3.11	32.05	3.25	36.91	3.40	42.74	3.57	46.62	3.69	51.48	3.84
	75.2	21.75	2.99	26.60	3.14	31.46	3.28	36.32	3.43	42.14	3.61	46.03	3.72	50.88	3.87
CTXS07L + CTXS07L + FTXS09L + CDXS18L	60.8	23.62	2.52	28.37	2.65	33.13	2.77	37.88	2.90	43.59	3.06	47.39	3.16	52.14	3.29
	64.4	23.04	2.54	27.79	2.67	32.55	2.80	37.30	2.93	43.00	3.09	46.81	3.19	51.56	3.32
	68.0	22.46	2.57	27.21	2.70	31.96	2.83	36.72	2.96	42.42	3.11	46.23	3.22	50.98	3.35
	70.0	22.13	2.59	26.89	2.72	31.64	2.85	36.40	2.98	42.10	3.13	45.90	3.23	50.66	3.36
	71.6	21.88	2.60	26.63	2.73	31.38	2.86	36.14	2.99	41.84	3.14	45.64	3.25	50.40	3.37
	75.2	21.29	2.63	26.05	2.76	30.80	2.89	35.56	3.02	41.26	3.17	45.06	3.27	49.82	3.40
CTXS07L + CTXS07L + FDXS09L + FTXS18L	60.8	23.62	2.69	28.37	2.82	33.13	2.96	37.88	3.10	43.59	3.26	47.39	3.37	52.14	3.51
	64.4	23.04	2.72	27.79	2.85	32.55	2.99	37.30	3.13	43.00	3.29	46.81	3.40	51.56	3.54
	68.0	22.46	2.75	27.21	2.88	31.96	3.02	36.72	3.16	42.42	3.32	46.23	3.43	50.98	3.57
	70.0	22.13	2.76	26.89	2.90	31.64	3.04	36.40	3.17	42.10	3.34	45.90	3.45	50.66	3.59
	71.6	21.88	2.78	26.63	2.91	31.38	3.05	36.14	3.19	41.84	3.35	45.64	3.46	50.40	3.60
	75.2	21.29	2.81	26.05	2.94	30.80	3.08	35.56	3.22	41.26	3.38	45.06	3.49	49.82	3.63
CTXS07L + CTXS07L + FDXS09L + CDXS18L	60.8	23.17	2.36	27.83	2.48	32.50	2.60	37.16	2.72	42.76	2.86	46.49	2.96	51.15	3.08
	64.4	22.60	2.38	27.26	2.50	31.93	2.62	36.59	2.74	42.19	2.89	45.92	2.99	50.58	3.11
	68.0	22.03	2.41	26.69	2.53	31.36	2.65	36.02	2.77	41.62	2.92	45.35	3.01	50.01	3.13
	70.0	21.71	2.42	26.38	2.54	31.04	2.66	35.70	2.79	41.30	2.93	45.03	3.03	49.69	3.15
	71.6	21.46	2.43	26.12	2.56	30.79	2.68	35.45	2.80	41.05	2.94	44.78	3.04	49.44	3.16
	75.2	20.89	2.46	25.55	2.58	30.22	2.70	34.88	2.82	40.48	2.97	44.21	3.06	48.87	3.19

Combination (Capacity)	Indoor air temp. EDB	Outdoor air temp.:EWB													
		5.0		14.0		23.0		32.0		43.0		50.0		59.0	
		TC	PI	TC	PI	TC	PI	TC	PI	TC	PI	TC	PI	TC	PI
		kBtu/h	kW	kBtu/h	kW	kBtu/h	kW	kBtu/h	kW	kBtu/h	kW	kBtu/h	kW	kBtu/h	kW
CTXS07L + CTXS07L + FTXS09L + FTXS24L	60.8	24.12	2.86	28.98	3.01	33.84	3.16	38.69	3.30	44.52	3.48	48.40	3.60	53.26	3.74
	64.4	23.53	2.89	28.39	3.04	33.24	3.19	38.10	3.33	43.92	3.51	47.81	3.63	52.66	3.77
	68.0	22.94	2.93	27.79	3.07	32.65	3.22	37.50	3.37	43.33	3.54	47.21	3.66	52.07	3.81
	70.0	22.61	2.94	27.46	3.09	32.32	3.24	37.17	3.38	43.00	3.56	46.88	3.68	51.74	3.82
	71.6	22.34	2.96	27.20	3.11	32.05	3.25	36.91	3.40	42.74	3.57	46.62	3.69	51.48	3.84
	75.2	21.75	2.99	26.60	3.14	31.46	3.28	36.32	3.43	42.14	3.61	46.03	3.72	50.88	3.87
CTXS07L + CTXS07L + FTXS09L + CDXS24L	60.8	23.62	2.53	28.37	2.66	33.13	2.79	37.88	2.92	43.59	3.08	47.39	3.18	52.14	3.31
	64.4	23.04	2.56	27.79	2.69	32.55	2.82	37.30	2.95	43.00	3.11	46.81	3.21	51.56	3.34
	68.0	22.46	2.59	27.21	2.72	31.96	2.85	36.72	2.98	42.42	3.13	46.23	3.24	50.98	3.37
	70.0	22.13	2.61	26.89	2.73	31.64	2.86	36.40	2.99	42.10	3.15	45.90	3.25	50.66	3.38
	71.6	21.88	2.62	26.63	2.75	31.38	2.88	36.14	3.01	41.84	3.16	45.64	3.27	50.40	3.40
	75.2	21.29	2.65	26.05	2.78	30.80	2.91	35.56	3.04	41.26	3.19	45.06	3.29	49.82	3.42
CTXS07L + CTXS07L + FDXS09L + FTXS24L	60.8	23.62	2.81	28.37	2.96	33.13	3.10	37.88	3.25	43.59	3.42	47.39	3.53	52.14	3.68
	64.4	23.04	2.85	27.79	2.99	32.55	3.13	37.30	3.28	43.00	3.45	46.81	3.57	51.56	3.71
	68.0	22.46	2.88	27.21	3.02	31.96	3.17	36.72	3.31	42.42	3.48	46.23	3.60	50.98	3.74
	70.0	22.13	2.89	26.89	3.04	31.64	3.18	36.40	3.33	42.10	3.50	45.90	3.62	50.66	3.76
	71.6	21.88	2.91	26.63	3.05	31.38	3.20	36.14	3.34	41.84	3.51	45.64	3.63	50.40	3.77
	75.2	21.29	2.94	26.05	3.08	30.80	3.23	35.56	3.37	41.26	3.55	45.06	3.66	49.82	3.80
CTXS07L + CTXS07L + FDXS09L + CDXS24L	60.8	23.17	2.36	27.83	2.48	32.50	2.61	37.16	2.73	42.76	2.87	46.49	2.97	51.15	3.09
	64.4	22.60	2.39	27.26	2.51	31.93	2.63	36.59	2.75	42.19	2.90	45.92	3.00	50.58	3.12
	68.0	22.03	2.42	26.69	2.54	31.36	2.66	36.02	2.78	41.62	2.93	45.35	3.02	50.01	3.14
	70.0	21.71	2.43	26.38	2.55	31.04	2.67	35.70	2.79	41.30	2.94	45.03	3.04	49.69	3.16
	71.6	21.46	2.44	26.12	2.56	30.79	2.69	35.45	2.81	41.05	2.95	44.78	3.05	49.44	3.17
	75.2	20.89	2.47	25.55	2.59	30.22	2.71	34.88	2.83	40.48	2.98	44.21	3.08	48.87	3.20
CTXS07L + CTXS07L + FTXS12L + FTXS12L	60.8	24.12	2.60	28.98	2.73	33.84	2.86	38.69	3.00	44.52	3.16	48.40	3.26	53.26	3.40
	64.4	23.53	2.63	28.39	2.76	33.24	2.89	38.10	3.03	43.92	3.18	47.81	3.29	52.66	3.42
	68.0	22.94	2.66	27.79	2.79	32.65	2.92	37.50	3.05	43.33	3.21	47.21	3.32	52.07	3.45
	70.0	22.61	2.67	27.46	2.80	32.32	2.94	37.17	3.07	43.00	3.23	46.88	3.34	51.74	3.47
	71.6	22.34	2.68	27.20	2.82	32.05	2.95	36.91	3.08	42.74	3.24	46.62	3.35	51.48	3.48
	75.2	21.75	2.71	26.60	2.85	31.46	2.98	36.32	3.11	42.14	3.27	46.03	3.38	50.88	3.51
CTXS07L + CTXS07L + FTXS12L + FDXS12L	60.8	23.62	2.35	28.37	2.47	33.13	2.59	37.88	2.71	43.59	2.85	47.39	2.95	52.14	3.07
	64.4	23.04	2.37	27.79	2.49	32.55	2.61	37.30	2.73	43.00	2.88	46.81	2.98	51.56	3.10
	68.0	22.46	2.40	27.21	2.52	31.96	2.64	36.72	2.76	42.42	2.91	46.23	3.00	50.98	3.12
	70.0	22.13	2.41	26.89	2.54	31.64	2.66	36.40	2.78	42.10	2.92	45.90	3.02	50.66	3.14
	71.6	21.88	2.43	26.63	2.55	31.38	2.67	36.14	2.79	41.84	2.93	45.64	3.03	50.40	3.15
	75.2	21.29	2.45	26.05	2.57	30.80	2.69	35.56	2.81	41.26	2.96	45.06	3.05	49.82	3.17
CTXS07L + CTXS07L + FDXS12L + FDXS12L	60.8	23.17	2.21	27.83	2.32	32.50	2.44	37.16	2.55	42.76	2.69	46.49	2.78	51.15	2.89
	64.4	22.60	2.24	27.26	2.35	31.93	2.46	36.59	2.58	42.19	2.71	45.92	2.80	50.58	2.92
	68.0	22.03	2.26	26.69	2.37	31.36	2.49	36.02	2.60	41.62	2.74	45.35	2.83	50.01	2.94
	70.0	21.71	2.27	26.38	2.39	31.04	2.50	35.70	2.61	41.30	2.75	45.03	2.84	49.69	2.95
	71.6	21.46	2.29	26.12	2.40	30.79	2.51	35.45	2.63	41.05	2.76	44.78	2.85	49.44	2.96
	75.2	20.89	2.31	25.55	2.42	30.22	2.54	34.88	2.65	40.48	2.79	44.21	2.88	48.87	2.99
CTXS07L + CTXS07L + FTXS12L + FTXS15L	60.8	24.12	2.85	28.98	3.00	33.84	3.15	38.69	3.29	44.52	3.47	48.40	3.59	53.26	3.73
	64.4	23.53	2.89	28.39	3.03	33.24	3.18	38.10	3.32	43.92	3.50	47.81	3.62	52.66	3.76
	68.0	22.94	2.92	27.79	3.06	32.65	3.21	37.50	3.36	43.33	3.53	47.21	3.65	52.07	3.80
	70.0	22.61	2.94	27.46	3.08	32.32	3.23	37.17	3.37	43.00	3.55	46.88	3.67	51.74	3.81
	71.6	22.34	2.95	27.20	3.10	32.05	3.24	36.91	3.39	42.74	3.56	46.62	3.68	51.48	3.83
	75.2	21.75	2.98	26.60	3.13	31.46	3.27	36.32	3.42	42.14	3.60	46.03	3.71	50.88	3.86

Combination (Capacity)	Indoor air temp. EDB	Outdoor air temp.:EWB													
		5.0		14.0		23.0		32.0		43.0		50.0		59.0	
		TC	PI	TC	PI	TC	PI	TC	PI	TC	PI	TC	PI	TC	PI
		kBtu/h	kW	kBtu/h	kW	kBtu/h	kW	kBtu/h	kW	kBtu/h	kW	kBtu/h	kW	kBtu/h	kW
CTXS07L + CTXS07L + FTXS12L + CDXS15L	60.8	23.62	2.56	28.37	2.69	33.13	2.82	37.88	2.95	43.59	3.11	47.39	3.21	52.14	3.34
	64.4	23.04	2.59	27.79	2.72	32.55	2.85	37.30	2.98	43.00	3.14	46.81	3.24	51.56	3.37
	68.0	22.46	2.61	27.21	2.75	31.96	2.88	36.72	3.01	42.42	3.16	46.23	3.27	50.98	3.40
	70.0	22.13	2.63	26.89	2.76	31.64	2.89	36.40	3.02	42.10	3.18	45.90	3.28	50.66	3.42
	71.6	21.88	2.64	26.63	2.77	31.38	2.90	36.14	3.04	41.84	3.19	45.64	3.30	50.40	3.43
	75.2	21.29	2.67	26.05	2.80	30.80	2.93	35.56	3.06	41.26	3.22	45.06	3.33	49.82	3.46
CTXS07L + CTXS07L + FDXS12L + FTXS15L	60.8	23.62	2.62	28.37	2.76	33.13	2.89	37.88	3.02	43.59	3.18	47.39	3.29	52.14	3.43
	64.4	23.04	2.65	27.79	2.78	32.55	2.92	37.30	3.05	43.00	3.21	46.81	3.32	51.56	3.46
	68.0	22.46	2.68	27.21	2.81	31.96	2.95	36.72	3.08	42.42	3.24	46.23	3.35	50.98	3.49
	70.0	22.13	2.70	26.89	2.83	31.64	2.96	36.40	3.10	42.10	3.26	45.90	3.37	50.66	3.50
	71.6	21.88	2.71	26.63	2.84	31.38	2.98	36.14	3.11	41.84	3.27	45.64	3.38	50.40	3.51
	75.2	21.29	2.74	26.05	2.87	30.80	3.01	35.56	3.14	41.26	3.30	45.06	3.41	49.82	3.54
CTXS07L + CTXS07L + FDXS12L + CDXS15L	60.8	23.17	2.36	27.83	2.48	32.50	2.61	37.16	2.73	42.76	2.87	46.49	2.97	51.15	3.09
	64.4	22.60	2.39	27.26	2.51	31.93	2.63	36.59	2.75	42.19	2.90	45.92	3.00	50.58	3.12
	68.0	22.03	2.42	26.69	2.54	31.36	2.66	36.02	2.78	41.62	2.93	45.35	3.02	50.01	3.14
	70.0	21.71	2.43	26.38	2.55	31.04	2.67	35.70	2.79	41.30	2.94	45.03	3.04	49.69	3.16
	71.6	21.46	2.44	26.12	2.56	30.79	2.69	35.45	2.81	41.05	2.95	44.78	3.05	49.44	3.17
	75.2	20.89	2.47	25.55	2.59	30.22	2.71	34.88	2.83	40.48	2.98	44.21	3.08	48.87	3.20
CTXS07L + CTXS07L + FTXS12L + FTXS18L	60.8	24.12	2.85	28.98	2.99	33.84	3.14	38.69	3.28	44.52	3.46	48.40	3.58	53.26	3.72
	64.4	23.53	2.88	28.39	3.02	33.24	3.17	38.10	3.32	43.92	3.49	47.81	3.61	52.66	3.75
	68.0	22.94	2.91	27.79	3.06	32.65	3.20	37.50	3.35	43.33	3.52	47.21	3.64	52.07	3.78
	70.0	22.61	2.93	27.46	3.07	32.32	3.22	37.17	3.37	43.00	3.54	46.88	3.66	51.74	3.80
	71.6	22.34	2.94	27.20	3.09	32.05	3.23	36.91	3.38	42.74	3.55	46.62	3.67	51.48	3.82
	75.2	21.75	2.97	26.60	3.12	31.46	3.27	36.32	3.41	42.14	3.59	46.03	3.70	50.88	3.85
CTXS07L + CTXS07L + FTXS12L + CDXS18L	60.8	23.62	2.55	28.37	2.68	33.13	2.81	37.88	2.94	43.59	3.10	47.39	3.20	52.14	3.33
	64.4	23.04	2.58	27.79	2.71	32.55	2.84	37.30	2.97	43.00	3.13	46.81	3.23	51.56	3.36
	68.0	22.46	2.61	27.21	2.74	31.96	2.87	36.72	3.00	42.42	3.15	46.23	3.26	50.98	3.39
	70.0	22.13	2.62	26.89	2.75	31.64	2.88	36.40	3.01	42.10	3.17	45.90	3.27	50.66	3.40
	71.6	21.88	2.63	26.63	2.76	31.38	2.90	36.14	3.03	41.84	3.18	45.64	3.29	50.40	3.42
	75.2	21.29	2.66	26.05	2.79	30.80	2.92	35.56	3.05	41.26	3.21	45.06	3.32	49.82	3.45
CTXS07L + CTXS07L + FDXS12L + FTXS18L	60.8	23.62	2.69	28.37	2.82	33.13	2.96	37.88	3.10	43.59	3.26	47.39	3.37	52.14	3.51
	64.4	23.04	2.72	27.79	2.85	32.55	2.99	37.30	3.13	43.00	3.29	46.81	3.40	51.56	3.54
	68.0	22.46	2.75	27.21	2.88	31.96	3.02	36.72	3.16	42.42	3.32	46.23	3.43	50.98	3.57
	70.0	22.13	2.76	26.89	2.90	31.64	3.04	36.40	3.17	42.10	3.34	45.90	3.45	50.66	3.59
	71.6	21.88	2.78	26.63	2.91	31.38	3.05	36.14	3.19	41.84	3.35	45.64	3.46	50.40	3.60
	75.2	21.29	2.81	26.05	2.94	30.80	3.08	35.56	3.22	41.26	3.38	45.06	3.49	49.82	3.63
CTXS07L + CTXS07L + FDXS12L + CDXS18L	60.8	23.17	2.36	27.83	2.48	32.50	2.60	37.16	2.72	42.76	2.86	46.49	2.96	51.15	3.08
	64.4	22.60	2.38	27.26	2.50	31.93	2.62	36.59	2.74	42.19	2.89	45.92	2.99	50.58	3.11
	68.0	22.03	2.41	26.69	2.53	31.36	2.65	36.02	2.77	41.62	2.92	45.35	3.01	50.01	3.13
	70.0	21.71	2.42	26.38	2.54	31.04	2.66	35.70	2.79	41.30	2.93	45.03	3.03	49.69	3.15
	71.6	21.46	2.43	26.12	2.56	30.79	2.68	35.45	2.80	41.05	2.94	44.78	3.04	49.44	3.16
	75.2	20.89	2.46	25.55	2.58	30.22	2.70	34.88	2.82	40.48	2.97	44.21	3.06	48.87	3.19
CTXS07L + CTXS07L + FTXS15L + FTXS15L	60.8	24.12	2.93	28.98	3.08	33.84	3.24	38.69	3.39	44.52	3.57	48.40	3.69	53.26	3.84
	64.4	23.53	2.97	28.39	3.12	33.24	3.27	38.10	3.42	43.92	3.60	47.81	3.72	52.66	3.87
	68.0	22.94	3.00	27.79	3.15	32.65	3.30	37.50	3.45	43.33	3.63	47.21	3.75	52.07	3.90
	70.0	22.61	3.02	27.46	3.17	32.32	3.32	37.17	3.47	43.00	3.65	46.88	3.77	51.74	3.92
	71.6	22.34	3.03	27.20	3.18	32.05	3.33	36.91	3.48	42.74	3.66	46.62	3.78	51.48	3.94
	75.2	21.75	3.07	26.60	3.22	31.46	3.37	36.32	3.52	42.14	3.70	46.03	3.82	50.88	3.97

Combination (Capacity)	Indoor air temp. EDB	Outdoor air temp.:EWB													
		5.0		14.0		23.0		32.0		43.0		50.0		59.0	
		TC	PI	TC	PI	TC	PI	TC	PI	TC	PI	TC	PI	TC	PI
		kBtu/h	kW	kBtu/h	kW	kBtu/h	kW	kBtu/h	kW	kBtu/h	kW	kBtu/h	kW	kBtu/h	kW
CTXS07L + CTXS07L + FTXS15L + CDXS15L	60.8	23.62	2.90	28.37	3.05	33.13	3.20	37.88	3.35	43.59	3.53	47.39	3.65	52.14	3.79
	64.4	23.04	2.94	27.79	3.08	32.55	3.23	37.30	3.38	43.00	3.56	46.81	3.68	51.56	3.83
	68.0	22.46	2.97	27.21	3.12	31.96	3.26	36.72	3.41	42.42	3.59	46.23	3.71	50.98	3.86
	70.0	22.13	2.99	26.89	3.13	31.64	3.28	36.40	3.43	42.10	3.61	45.90	3.73	50.66	3.88
	71.6	21.88	3.00	26.63	3.15	31.38	3.30	36.14	3.45	41.84	3.62	45.64	3.74	50.40	3.89
	75.2	21.29	3.03	26.05	3.18	30.80	3.33	35.56	3.48	41.26	3.66	45.06	3.78	49.82	3.92
CTXS07L + CTXS07L + CDXS15L + CDXS15L	60.8	23.17	2.52	27.83	2.65	32.50	2.77	37.16	2.90	42.76	3.06	46.49	3.16	51.15	3.29
	64.4	22.60	2.54	27.26	2.67	31.93	2.80	36.59	2.93	42.19	3.09	45.92	3.19	50.58	3.32
	68.0	22.03	2.57	26.69	2.70	31.36	2.83	36.02	2.96	41.62	3.11	45.35	3.22	50.01	3.35
	70.0	21.71	2.59	26.38	2.72	31.04	2.85	35.70	2.98	41.30	3.13	45.03	3.23	49.69	3.36
	71.6	21.46	2.60	26.12	2.73	30.79	2.86	35.45	2.99	41.05	3.14	44.78	3.25	49.44	3.37
	75.2	20.89	2.63	25.55	2.76	30.22	2.89	34.88	3.02	40.48	3.17	44.21	3.27	48.87	3.40
CTXS07L + CTXS07L + FTXS15L + FTXS18L	60.8	24.12	2.97	28.98	3.13	33.84	3.28	38.69	3.43	44.52	3.61	48.40	3.74	53.26	3.89
	64.4	23.53	3.01	28.39	3.16	33.24	3.31	38.10	3.47	43.92	3.65	47.81	3.77	52.66	3.92
	68.0	22.94	3.04	27.79	3.19	32.65	3.35	37.50	3.50	43.33	3.68	47.21	3.80	52.07	3.96
	70.0	22.61	3.06	27.46	3.21	32.32	3.36	37.17	3.52	43.00	3.70	46.88	3.82	51.74	3.97
	71.6	22.34	3.07	27.20	3.23	32.05	3.38	36.91	3.53	42.74	3.71	46.62	3.84	51.48	3.99
	75.2	21.75	3.11	26.60	3.26	31.46	3.41	36.32	3.57	42.14	3.75	46.03	3.87	50.88	4.02
CTXS07L + CTXS07L + FTXS15L + CDXS18L	60.8	23.62	2.89	28.37	3.04	33.13	3.19	37.88	3.34	43.59	3.52	47.39	3.64	52.14	3.78
	64.4	23.04	2.93	27.79	3.08	32.55	3.22	37.30	3.37	43.00	3.55	46.81	3.67	51.56	3.82
	68.0	22.46	2.96	27.21	3.11	31.96	3.26	36.72	3.40	42.42	3.58	46.23	3.70	50.98	3.85
	70.0	22.13	2.98	26.89	3.13	31.64	3.27	36.40	3.42	42.10	3.60	45.90	3.72	50.66	3.87
	71.6	21.88	2.99	26.63	3.14	31.38	3.29	36.14	3.44	41.84	3.61	45.64	3.73	50.40	3.88
	75.2	21.29	3.02	26.05	3.17	30.80	3.32	35.56	3.47	41.26	3.65	45.06	3.77	49.82	3.91
CTXS07L + CTXS07L + CDXS15L + FTXS18L	60.8	23.62	2.89	28.37	3.04	33.13	3.19	37.88	3.34	43.59	3.52	47.39	3.64	52.14	3.78
	64.4	23.04	2.93	27.79	3.08	32.55	3.22	37.30	3.37	43.00	3.55	46.81	3.67	51.56	3.82
	68.0	22.46	2.96	27.21	3.11	31.96	3.26	36.72	3.40	42.42	3.58	46.23	3.70	50.98	3.85
	70.0	22.13	2.98	26.89	3.13	31.64	3.27	36.40	3.42	42.10	3.60	45.90	3.72	50.66	3.87
	71.6	21.88	2.99	26.63	3.14	31.38	3.29	36.14	3.44	41.84	3.61	45.64	3.73	50.40	3.88
	75.2	21.29	3.02	26.05	3.17	30.80	3.32	35.56	3.47	41.26	3.65	45.06	3.77	49.82	3.91
CTXS07L + CTXS07L + CDXS15L + CDXS18L	60.8	23.17	2.51	27.83	2.64	32.50	2.77	37.16	2.89	42.76	3.05	46.49	3.15	51.15	3.28
	64.4	22.60	2.54	27.26	2.67	31.93	2.79	36.59	2.92	42.19	3.08	45.92	3.18	50.58	3.31
	68.0	22.03	2.56	26.69	2.69	31.36	2.82	36.02	2.95	41.62	3.10	45.35	3.21	50.01	3.34
	70.0	21.71	2.58	26.38	2.71	31.04	2.84	35.70	2.97	41.30	3.12	45.03	3.22	49.69	3.35
	71.6	21.46	2.59	26.12	2.72	30.79	2.85	35.45	2.98	41.05	3.13	44.78	3.24	49.44	3.36
	75.2	20.89	2.62	25.55	2.75	30.22	2.88	34.88	3.01	40.48	3.16	44.21	3.26	48.87	3.39
CTXS07L + FTXS09L + FTXS09L + FTXS09L	60.8	23.39	2.40	28.10	2.53	32.81	2.65	37.52	2.77	43.17	2.92	46.94	3.02	51.65	3.14
	64.4	22.82	2.43	27.53	2.55	32.24	2.68	36.95	2.80	42.60	2.95	46.36	3.05	51.07	3.17
	68.0	22.24	2.46	26.95	2.58	31.66	2.70	36.37	2.83	42.02	2.98	45.79	3.07	50.50	3.20
	70.0	21.92	2.47	26.63	2.60	31.34	2.72	36.05	2.84	41.70	2.99	45.47	3.09	50.18	3.21
	71.6	21.67	2.48	26.38	2.61	31.08	2.73	35.79	2.85	41.44	3.00	45.21	3.10	49.92	3.22
	75.2	21.09	2.51	25.80	2.63	30.51	2.76	35.22	2.88	40.87	3.03	44.64	3.13	49.34	3.25
CTXS07L + FTXS09L + FTXS09L + FDXS09L	60.8	22.83	2.15	27.43	2.27	32.03	2.38	36.62	2.49	42.14	2.62	45.81	2.71	50.41	2.82
	64.4	22.27	2.18	26.87	2.29	31.46	2.40	36.06	2.51	41.57	2.64	45.25	2.73	49.85	2.84
	68.0	21.71	2.20	26.31	2.31	30.90	2.42	35.50	2.53	41.01	2.67	44.69	2.75	49.28	2.87
	70.0	21.40	2.22	25.99	2.33	30.59	2.44	35.19	2.55	40.70	2.68	44.38	2.77	48.97	2.88
	71.6	21.15	2.23	25.74	2.34	30.34	2.45	34.94	2.56	40.45	2.69	44.13	2.78	48.72	2.89
	75.2	20.59	2.25	25.18	2.36	29.78	2.47	34.37	2.58	39.89	2.71	43.56	2.80	48.16	2.91

Combination (Capacity)	Indoor air temp. EDB	Outdoor air temp.:EWB													
		5.0		14.0		23.0		32.0		43.0		50.0		59.0	
		TC	PI	TC	PI	TC	PI	TC	PI	TC	PI	TC	PI	TC	PI
		kBtu/h	kW	kBtu/h	kW	kBtu/h	kW	kBtu/h	kW	kBtu/h	kW	kBtu/h	kW	kBtu/h	kW
CTXS07L + FTXS09L + FDXS09L + FDXS09L	60.8	22.33	2.10	26.82	2.21	31.32	2.31	35.81	2.42	41.20	2.55	44.80	2.64	49.29	2.74
	64.4	21.78	2.12	26.27	2.23	30.77	2.34	35.26	2.44	40.65	2.57	44.25	2.66	48.74	2.77
	68.0	21.23	2.15	25.72	2.25	30.22	2.36	34.71	2.47	40.11	2.60	43.70	2.68	48.19	2.79
	70.0	20.92	2.16	25.42	2.27	29.91	2.37	34.41	2.48	39.80	2.61	43.40	2.70	47.89	2.80
	71.6	20.68	2.17	25.17	2.28	29.67	2.38	34.16	2.49	39.56	2.62	43.15	2.71	47.65	2.81
	75.2	20.13	2.19	24.62	2.30	29.12	2.41	33.61	2.51	39.01	2.64	42.60	2.73	47.10	2.84
CTXS07L + FDXS09L + FDXS09L + FDXS09L	60.8	21.77	2.03	26.15	2.13	30.53	2.23	34.91	2.34	40.17	2.46	43.67	2.54	48.06	2.65
	64.4	21.23	2.05	25.61	2.15	29.99	2.26	34.38	2.36	39.63	2.48	43.14	2.57	47.52	2.67
	68.0	20.70	2.07	25.08	2.18	29.46	2.28	33.84	2.38	39.10	2.51	42.60	2.59	46.98	2.69
	70.0	20.40	2.08	24.78	2.19	29.16	2.29	33.54	2.40	38.80	2.52	42.30	2.60	46.69	2.71
	71.6	20.16	2.09	24.54	2.20	28.92	2.30	33.30	2.41	38.56	2.53	42.07	2.61	46.45	2.72
	75.2	19.63	2.12	24.01	2.22	28.39	2.32	32.77	2.43	38.03	2.55	41.53	2.64	45.91	2.74
CTXS07L + FTXS09L + FTXS09L + FTXS12L	60.8	24.12	2.61	28.98	2.74	33.84	2.87	38.69	3.01	44.52	3.17	48.40	3.27	53.26	3.41
	64.4	23.53	2.63	28.39	2.77	33.24	2.90	38.10	3.03	43.92	3.19	47.81	3.30	52.66	3.43
	68.0	22.94	2.66	27.79	2.80	32.65	2.93	37.50	3.06	43.33	3.22	47.21	3.33	52.07	3.46
	70.0	22.61	2.68	27.46	2.81	32.32	2.95	37.17	3.08	43.00	3.24	46.88	3.35	51.74	3.48
	71.6	22.34	2.69	27.20	2.83	32.05	2.96	36.91	3.09	42.74	3.25	46.62	3.36	51.48	3.49
	75.2	21.75	2.72	26.60	2.86	31.46	2.99	36.32	3.12	42.14	3.28	46.03	3.39	50.88	3.52
CTXS07L + FTXS09L + FTXS09L + FDXS12L	60.8	23.62	2.36	28.37	2.48	33.13	2.60	37.88	2.72	43.59	2.86	47.39	2.96	52.14	3.08
	64.4	23.04	2.38	27.79	2.50	32.55	2.62	37.30	2.74	43.00	2.89	46.81	2.99	51.56	3.11
	68.0	22.46	2.41	27.21	2.53	31.96	2.65	36.72	2.77	42.42	2.92	46.23	3.01	50.98	3.13
	70.0	22.13	2.42	26.89	2.54	31.64	2.66	36.40	2.79	42.10	2.93	45.90	3.03	50.66	3.15
	71.6	21.88	2.43	26.63	2.56	31.38	2.68	36.14	2.80	41.84	2.94	45.64	3.04	50.40	3.16
	75.2	21.29	2.46	26.05	2.58	30.80	2.70	35.56	2.82	41.26	2.97	45.06	3.06	49.82	3.19
CTXS07L + FTXS09L + FDXS09L + FTXS12L	60.8	23.62	2.38	28.37	2.50	33.13	2.62	37.88	2.75	43.59	2.89	47.39	2.99	52.14	3.11
	64.4	23.04	2.41	27.79	2.53	32.55	2.65	37.30	2.77	43.00	2.92	46.81	3.02	51.56	3.14
	68.0	22.46	2.43	27.21	2.56	31.96	2.68	36.72	2.80	42.42	2.95	46.23	3.04	50.98	3.16
	70.0	22.13	2.45	26.89	2.57	31.64	2.69	36.40	2.81	42.10	2.96	45.90	3.06	50.66	3.18
	71.6	21.88	2.46	26.63	2.58	31.38	2.70	36.14	2.83	41.84	2.97	45.64	3.07	50.40	3.19
	75.2	21.29	2.49	26.05	2.61	30.80	2.73	35.56	2.85	41.26	3.00	45.06	3.10	49.82	3.22
CTXS07L + FTXS09L + FDXS09L + FDXS12L	60.8	23.17	2.23	27.83	2.34	32.50	2.46	37.16	2.57	42.76	2.71	46.49	2.80	51.15	2.91
	64.4	22.60	2.25	27.26	2.37	31.93	2.48	36.59	2.59	42.19	2.73	45.92	2.82	50.58	2.94
	68.0	22.03	2.28	26.69	2.39	31.36	2.51	36.02	2.62	41.62	2.76	45.35	2.85	50.01	2.96
	70.0	21.71	2.29	26.38	2.40	31.04	2.52	35.70	2.63	41.30	2.77	45.03	2.86	49.69	2.98
	71.6	21.46	2.30	26.12	2.42	30.79	2.53	35.45	2.64	41.05	2.78	44.78	2.87	49.44	2.99
	75.2	20.89	2.33	25.55	2.44	30.22	2.56	34.88	2.67	40.48	2.81	44.21	2.90	48.87	3.01
CTXS07L + FDXS09L + FDXS09L + FTXS12L	60.8	23.17	2.24	27.83	2.35	32.50	2.46	37.16	2.58	42.76	2.72	46.49	2.81	51.15	2.92
	64.4	22.60	2.26	27.26	2.37	31.93	2.49	36.59	2.60	42.19	2.74	45.92	2.83	50.58	2.95
	68.0	22.03	2.29	26.69	2.40	31.36	2.51	36.02	2.63	41.62	2.77	45.35	2.86	50.01	2.97
	70.0	21.71	2.30	26.38	2.41	31.04	2.53	35.70	2.64	41.30	2.78	45.03	2.87	49.69	2.99
	71.6	21.46	2.31	26.12	2.42	30.79	2.54	35.45	2.65	41.05	2.79	44.78	2.88	49.44	3.00
	75.2	20.89	2.34	25.55	2.45	30.22	2.56	34.88	2.68	40.48	2.82	44.21	2.91	48.87	3.02
CTXS07L + FDXS09L + FDXS09L + FDXS12L	60.8	22.67	2.18	27.23	2.29	31.79	2.40	36.35	2.51	41.83	2.65	45.48	2.74	50.04	2.85
	64.4	22.11	2.20	26.67	2.31	31.23	2.43	35.79	2.54	41.27	2.67	44.92	2.76	49.48	2.87
	68.0	21.55	2.23	26.11	2.34	30.67	2.45	35.24	2.56	40.71	2.70	44.36	2.79	48.92	2.90
	70.0	21.24	2.24	25.80	2.35	30.36	2.46	34.93	2.58	40.40	2.71	44.05	2.80	48.61	2.91
	71.6	20.99	2.25	25.55	2.36	30.12	2.48	34.68	2.59	40.15	2.72	43.80	2.81	48.36	2.92
	75.2	20.43	2.28	25.00	2.39	29.56	2.50	34.12	2.61	39.59	2.75	43.24	2.83	47.81	2.95

Combination (Capacity)	Indoor air temp. EDB	Outdoor air temp.:EWB													
		5.0		14.0		23.0		32.0		43.0		50.0		59.0	
		TC	PI	TC	PI	TC	PI	TC	PI	TC	PI	TC	PI	TC	PI
		kBtu/h	kW	kBtu/h	kW	kBtu/h	kW	kBtu/h	kW	kBtu/h	kW	kBtu/h	kW	kBtu/h	kW
CTXS07L + FTXS09L + FTXS09L + FTXS15L	60.8	24.12	2.86	28.98	3.01	33.84	3.16	38.69	3.30	44.52	3.48	48.40	3.60	53.26	3.74
	64.4	23.53	2.89	28.39	3.04	33.24	3.19	38.10	3.33	43.92	3.51	47.81	3.63	52.66	3.77
	68.0	22.94	2.93	27.79	3.07	32.65	3.22	37.50	3.37	43.33	3.54	47.21	3.66	52.07	3.81
	70.0	22.61	2.94	27.46	3.09	32.32	3.24	37.17	3.38	43.00	3.56	46.88	3.68	51.74	3.82
	71.6	22.34	2.96	27.20	3.11	32.05	3.25	36.91	3.40	42.74	3.57	46.62	3.69	51.48	3.84
	75.2	21.75	2.99	26.60	3.14	31.46	3.28	36.32	3.43	42.14	3.61	46.03	3.72	50.88	3.87
CTXS07L + FTXS09L + FTXS09L + CDXS15L	60.8	23.62	2.56	28.37	2.69	33.13	2.82	37.88	2.95	43.59	3.11	47.39	3.21	52.14	3.34
	64.4	23.04	2.59	27.79	2.72	32.55	2.85	37.30	2.98	43.00	3.14	46.81	3.24	51.56	3.37
	68.0	22.46	2.61	27.21	2.75	31.96	2.88	36.72	3.01	42.42	3.16	46.23	3.27	50.98	3.40
	70.0	22.13	2.63	26.89	2.76	31.64	2.89	36.40	3.02	42.10	3.18	45.90	3.28	50.66	3.42
	71.6	21.88	2.64	26.63	2.77	31.38	2.90	36.14	3.04	41.84	3.19	45.64	3.30	50.40	3.43
	75.2	21.29	2.67	26.05	2.80	30.80	2.93	35.56	3.06	41.26	3.22	45.06	3.33	49.82	3.46
CTXS07L + FTXS09L + FDXS09L + FTXS15L	60.8	23.62	2.72	28.37	2.86	33.13	3.00	37.88	3.14	43.59	3.30	47.39	3.41	52.14	3.55
	64.4	23.04	2.75	27.79	2.89	32.55	3.03	37.30	3.17	43.00	3.33	46.81	3.44	51.56	3.58
	68.0	22.46	2.78	27.21	2.92	31.96	3.06	36.72	3.20	42.42	3.36	46.23	3.47	50.98	3.61
	70.0	22.13	2.80	26.89	2.93	31.64	3.07	36.40	3.21	42.10	3.38	45.90	3.49	50.66	3.63
	71.6	21.88	2.81	26.63	2.95	31.38	3.09	36.14	3.23	41.84	3.39	45.64	3.50	50.40	3.64
	75.2	21.29	2.84	26.05	2.98	30.80	3.12	35.56	3.26	41.26	3.42	45.06	3.54	49.82	3.67
CTXS07L + FTXS09L + FDXS09L + CDXS15L	60.8	23.17	2.39	27.83	2.51	32.50	2.63	37.16	2.75	42.76	2.90	46.49	3.00	51.15	3.12
	64.4	22.60	2.41	27.26	2.54	31.93	2.66	36.59	2.78	42.19	2.93	45.92	3.03	50.58	3.15
	68.0	22.03	2.44	26.69	2.56	31.36	2.69	36.02	2.81	41.62	2.96	45.35	3.05	50.01	3.18
	70.0	21.71	2.46	26.38	2.58	31.04	2.70	35.70	2.82	41.30	2.97	45.03	3.07	49.69	3.19
	71.6	21.46	2.47	26.12	2.59	30.79	2.71	35.45	2.84	41.05	2.98	44.78	3.08	49.44	3.20
	75.2	20.89	2.49	25.55	2.62	30.22	2.74	34.88	2.86	40.48	3.01	44.21	3.11	48.87	3.23
CTXS07L + FDXS09L + FDXS09L + FTXS15L	60.8	23.17	2.49	27.83	2.62	32.50	2.75	37.16	2.88	42.76	3.03	46.49	3.13	51.15	3.26
	64.4	22.60	2.52	27.26	2.65	31.93	2.78	36.59	2.90	42.19	3.06	45.92	3.16	50.58	3.29
	68.0	22.03	2.55	26.69	2.68	31.36	2.80	36.02	2.93	41.62	3.08	45.35	3.19	50.01	3.31
	70.0	21.71	2.56	26.38	2.69	31.04	2.82	35.70	2.95	41.30	3.10	45.03	3.20	49.69	3.33
	71.6	21.46	2.58	26.12	2.70	30.79	2.83	35.45	2.96	41.05	3.11	44.78	3.21	49.44	3.34
	75.2	20.89	2.60	25.55	2.73	30.22	2.86	34.88	2.99	40.48	3.14	44.21	3.24	48.87	3.37
CTXS07L + FDXS09L + FDXS09L + CDXS15L	60.8	22.67	2.26	27.23	2.38	31.79	2.49	36.35	2.61	41.83	2.75	45.48	2.84	50.04	2.95
	64.4	22.11	2.28	26.67	2.40	31.23	2.52	35.79	2.63	41.27	2.77	44.92	2.86	49.48	2.98
	68.0	21.55	2.31	26.11	2.43	30.67	2.54	35.24	2.66	40.71	2.80	44.36	2.89	48.92	3.00
	70.0	21.24	2.32	25.80	2.44	30.36	2.56	34.93	2.67	40.40	2.81	44.05	2.90	48.61	3.02
	71.6	20.99	2.34	25.55	2.45	30.12	2.57	34.68	2.68	40.15	2.82	43.80	2.91	48.36	3.03
	75.2	20.43	2.36	25.00	2.48	29.56	2.59	34.12	2.71	39.59	2.85	43.24	2.94	47.81	3.05
CTXS07L + FTXS09L + FTXS09L + FTXS18L	60.8	24.12	2.85	28.98	3.00	33.84	3.15	38.69	3.29	44.52	3.47	48.40	3.59	53.26	3.73
	64.4	23.53	2.89	28.39	3.03	33.24	3.18	38.10	3.32	43.92	3.50	47.81	3.62	52.66	3.76
	68.0	22.94	2.92	27.79	3.06	32.65	3.21	37.50	3.36	43.33	3.53	47.21	3.65	52.07	3.80
	70.0	22.61	2.94	27.46	3.08	32.32	3.23	37.17	3.37	43.00	3.55	46.88	3.67	51.74	3.81
	71.6	22.34	2.95	27.20	3.10	32.05	3.24	36.91	3.39	42.74	3.56	46.62	3.68	51.48	3.83
	75.2	21.75	2.98	26.60	3.13	31.46	3.27	36.32	3.42	42.14	3.60	46.03	3.71	50.88	3.86
CTXS07L + FTXS09L + FTXS09L + CDXS18L	60.8	23.62	2.55	28.37	2.68	33.13	2.81	37.88	2.94	43.59	3.10	47.39	3.20	52.14	3.33
	64.4	23.04	2.58	27.79	2.71	32.55	2.84	37.30	2.97	43.00	3.13	46.81	3.23	51.56	3.36
	68.0	22.46	2.61	27.21	2.74	31.96	2.87	36.72	3.00	42.42	3.15	46.23	3.26	50.98	3.39
	70.0	22.13	2.62	26.89	2.75	31.64	2.88	36.40	3.01	42.10	3.17	45.90	3.27	50.66	3.40
	71.6	21.88	2.63	26.63	2.76	31.38	2.90	36.14	3.03	41.84	3.18	45.64	3.29	50.40	3.42
	75.2	21.29	2.66	26.05	2.79	30.80	2.92	35.56	3.05	41.26	3.21	45.06	3.32	49.82	3.45

Combination (Capacity)	Indoor air temp. EDB	Outdoor air temp.:EWB													
		5.0		14.0		23.0		32.0		43.0		50.0		59.0	
		TC	PI	TC	PI	TC	PI	TC	PI	TC	PI	TC	PI	TC	PI
		kBtu/h	kW	kBtu/h	kW	kBtu/h	kW	kBtu/h	kW	kBtu/h	kW	kBtu/h	kW	kBtu/h	kW
CTXS07L + FTXS09L + FDXS09L + FTXS18L	60.8	23.62	2.74	28.37	2.88	33.13	3.02	37.88	3.16	43.59	3.33	47.39	3.44	52.14	3.58
	64.4	23.04	2.77	27.79	2.91	32.55	3.05	37.30	3.19	43.00	3.36	46.81	3.47	51.56	3.61
	68.0	22.46	2.80	27.21	2.94	31.96	3.08	36.72	3.22	42.42	3.39	46.23	3.51	50.98	3.65
	70.0	22.13	2.82	26.89	2.96	31.64	3.10	36.40	3.24	42.10	3.41	45.90	3.52	50.66	3.66
	71.6	21.88	2.83	26.63	2.97	31.38	3.11	36.14	3.26	41.84	3.42	45.64	3.54	50.40	3.68
	75.2	21.29	2.86	26.05	3.01	30.80	3.15	35.56	3.29	41.26	3.45	45.06	3.57	49.82	3.71
CTXS07L + FTXS09L + FDXS09L + CDXS18L	60.8	23.17	2.38	27.83	2.50	32.50	2.62	37.16	2.75	42.76	2.89	46.49	2.99	51.15	3.11
	64.4	22.60	2.41	27.26	2.53	31.93	2.65	36.59	2.77	42.19	2.92	45.92	3.02	50.58	3.14
	68.0	22.03	2.43	26.69	2.56	31.36	2.68	36.02	2.80	41.62	2.95	45.35	3.04	50.01	3.16
	70.0	21.71	2.45	26.38	2.57	31.04	2.69	35.70	2.81	41.30	2.96	45.03	3.06	49.69	3.18
	71.6	21.46	2.46	26.12	2.58	30.79	2.70	35.45	2.83	41.05	2.97	44.78	3.07	49.44	3.19
	75.2	20.89	2.49	25.55	2.61	30.22	2.73	34.88	2.85	40.48	3.00	44.21	3.10	48.87	3.22
CTXS07L + FDXS09L + FDXS09L + FTXS18L	60.8	23.17	2.52	27.83	2.65	32.50	2.77	37.16	2.90	42.76	3.06	46.49	3.16	51.15	3.29
	64.4	22.60	2.54	27.26	2.67	31.93	2.80	36.59	2.93	42.19	3.09	45.92	3.19	50.58	3.32
	68.0	22.03	2.57	26.69	2.70	31.36	2.83	36.02	2.96	41.62	3.11	45.35	3.22	50.01	3.35
	70.0	21.71	2.59	26.38	2.72	31.04	2.85	35.70	2.98	41.30	3.13	45.03	3.23	49.69	3.36
	71.6	21.46	2.60	26.12	2.73	30.79	2.86	35.45	2.99	41.05	3.14	44.78	3.25	49.44	3.37
	75.2	20.89	2.63	25.55	2.76	30.22	2.89	34.88	3.02	40.48	3.17	44.21	3.27	48.87	3.40
CTXS07L + FDXS09L + FDXS09L + CDXS18L	60.8	22.67	2.25	27.23	2.37	31.79	2.48	36.35	2.60	41.83	2.74	45.48	2.83	50.04	2.94
	64.4	22.11	2.28	26.67	2.39	31.23	2.51	35.79	2.62	41.27	2.76	44.92	2.85	49.48	2.97
	68.0	21.55	2.30	26.11	2.42	30.67	2.53	35.24	2.65	40.71	2.79	44.36	2.88	48.92	2.99
	70.0	21.24	2.32	25.80	2.43	30.36	2.55	34.93	2.66	40.40	2.80	44.05	2.89	48.61	3.01
	71.6	20.99	2.33	25.55	2.44	30.12	2.56	34.68	2.67	40.15	2.81	43.80	2.90	48.36	3.02
	75.2	20.43	2.35	25.00	2.47	29.56	2.58	34.12	2.70	39.59	2.84	43.24	2.93	47.81	3.04
CTXS07L + FTXS09L + FTXS12L + FTXS12L	60.8	24.12	2.65	28.98	2.78	33.84	2.92	38.69	3.05	44.52	3.21	48.40	3.32	53.26	3.46
	64.4	23.53	2.67	28.39	2.81	33.24	2.95	38.10	3.08	43.92	3.24	47.81	3.35	52.66	3.49
	68.0	22.94	2.70	27.79	2.84	32.65	2.98	37.50	3.11	43.33	3.27	47.21	3.38	52.07	3.52
	70.0	22.61	2.72	27.46	2.86	32.32	2.99	37.17	3.13	43.00	3.29	46.88	3.40	51.74	3.53
	71.6	22.34	2.73	27.20	2.87	32.05	3.01	36.91	3.14	42.74	3.30	46.62	3.41	51.48	3.55
	75.2	21.75	2.76	26.60	2.90	31.46	3.03	36.32	3.17	42.14	3.33	46.03	3.44	50.88	3.58
CTXS07L + FTXS09L + FTXS12L + FDXS12L	60.8	23.62	2.38	28.37	2.50	33.13	2.62	37.88	2.75	43.59	2.89	47.39	2.99	52.14	3.11
	64.4	23.04	2.41	27.79	2.53	32.55	2.65	37.30	2.77	43.00	2.92	46.81	3.02	51.56	3.14
	68.0	22.46	2.43	27.21	2.56	31.96	2.68	36.72	2.80	42.42	2.95	46.23	3.04	50.98	3.16
	70.0	22.13	2.45	26.89	2.57	31.64	2.69	36.40	2.81	42.10	2.96	45.90	3.06	50.66	3.18
	71.6	21.88	2.46	26.63	2.58	31.38	2.70	36.14	2.83	41.84	2.97	45.64	3.07	50.40	3.19
	75.2	21.29	2.49	26.05	2.61	30.80	2.73	35.56	2.85	41.26	3.00	45.06	3.10	49.82	3.22
CTXS07L + FTXS09L + FDXS12L + FDXS12L	60.8	23.17	2.23	27.83	2.34	32.50	2.46	37.16	2.57	42.76	2.71	46.49	2.80	51.15	2.91
	64.4	22.60	2.25	27.26	2.37	31.93	2.48	36.59	2.59	42.19	2.73	45.92	2.82	50.58	2.94
	68.0	22.03	2.28	26.69	2.39	31.36	2.51	36.02	2.62	41.62	2.76	45.35	2.85	50.01	2.96
	70.0	21.71	2.29	26.38	2.40	31.04	2.52	35.70	2.63	41.30	2.77	45.03	2.86	49.69	2.98
	71.6	21.46	2.30	26.12	2.42	30.79	2.53	35.45	2.64	41.05	2.78	44.78	2.87	49.44	2.99
	75.2	20.89	2.33	25.55	2.44	30.22	2.56	34.88	2.67	40.48	2.81	44.21	2.90	48.87	3.01
CTXS07L + FDXS09L + FTXS12L + FTXS12L	60.8	23.62	2.44	28.37	2.57	33.13	2.69	37.88	2.82	43.59	2.97	47.39	3.07	52.14	3.20
	64.4	23.04	2.47	27.79	2.60	32.55	2.72	37.30	2.85	43.00	3.00	46.81	3.10	51.56	3.22
	68.0	22.46	2.50	27.21	2.62	31.96	2.75	36.72	2.87	42.42	3.02	46.23	3.12	50.98	3.25
	70.0	22.13	2.51	26.89	2.64	31.64	2.76	36.40	2.89	42.10	3.04	45.90	3.14	50.66	3.27
	71.6	21.88	2.53	26.63	2.65	31.38	2.78	36.14	2.90	41.84	3.05	45.64	3.15	50.40	3.28
	75.2	21.29	2.55	26.05	2.68	30.80	2.80	35.56	2.93	41.26	3.08	45.06	3.18	49.82	3.30

Combination (Capacity)	Indoor air temp. EDB	Outdoor air temp.:EWB													
		5.0		14.0		23.0		32.0		43.0		50.0		59.0	
		TC	PI	TC	PI	TC	PI	TC	PI	TC	PI	TC	PI	TC	PI
		kBtu/h	kW	kBtu/h	kW	kBtu/h	kW	kBtu/h	kW	kBtu/h	kW	kBtu/h	kW	kBtu/h	kW
CTXS07L + FDXS09L + FTXS12L + FDXS12L	60.8	23.17	2.24	27.83	2.35	32.50	2.46	37.16	2.58	42.76	2.72	46.49	2.81	51.15	2.92
	64.4	22.60	2.26	27.26	2.37	31.93	2.49	36.59	2.60	42.19	2.74	45.92	2.83	50.58	2.95
	68.0	22.03	2.29	26.69	2.40	31.36	2.51	36.02	2.63	41.62	2.77	45.35	2.86	50.01	2.97
	70.0	21.71	2.30	26.38	2.41	31.04	2.53	35.70	2.64	41.30	2.78	45.03	2.87	49.69	2.99
	71.6	21.46	2.31	26.12	2.42	30.79	2.54	35.45	2.65	41.05	2.79	44.78	2.88	49.44	3.00
	75.2	20.89	2.34	25.55	2.45	30.22	2.56	34.88	2.68	40.48	2.82	44.21	2.91	48.87	3.02
CTXS07L + FDXS09L + FDXS12L + FDXS12L	60.8	22.67	2.18	27.23	2.29	31.79	2.40	36.35	2.51	41.83	2.65	45.48	2.74	50.04	2.85
	64.4	22.11	2.20	26.67	2.31	31.23	2.43	35.79	2.54	41.27	2.67	44.92	2.76	49.48	2.87
	68.0	21.55	2.23	26.11	2.34	30.67	2.45	35.24	2.56	40.71	2.70	44.36	2.79	48.92	2.90
	70.0	21.24	2.24	25.80	2.35	30.36	2.46	34.93	2.58	40.40	2.71	44.05	2.80	48.61	2.91
	71.6	20.99	2.25	25.55	2.36	30.12	2.48	34.68	2.59	40.15	2.72	43.80	2.81	48.36	2.92
	75.2	20.43	2.28	25.00	2.39	29.56	2.50	34.12	2.61	39.59	2.75	43.24	2.83	47.81	2.95
CTXS07L + FTXS09L + FTXS12L + FTXS15L	60.8	24.12	2.85	28.98	2.99	33.84	3.14	38.69	3.28	44.52	3.46	48.40	3.58	53.26	3.72
	64.4	23.53	2.88	28.39	3.02	33.24	3.17	38.10	3.32	43.92	3.49	47.81	3.61	52.66	3.75
	68.0	22.94	2.91	27.79	3.06	32.65	3.20	37.50	3.35	43.33	3.52	47.21	3.64	52.07	3.78
	70.0	22.61	2.93	27.46	3.07	32.32	3.22	37.17	3.37	43.00	3.54	46.88	3.66	51.74	3.80
	71.6	22.34	2.94	27.20	3.09	32.05	3.23	36.91	3.38	42.74	3.55	46.62	3.67	51.48	3.82
	75.2	21.75	2.97	26.60	3.12	31.46	3.27	36.32	3.41	42.14	3.59	46.03	3.70	50.88	3.85
CTXS07L + FTXS09L + FTXS12L + CDXS15L	60.8	23.62	2.64	28.37	2.77	33.13	2.91	37.88	3.04	43.59	3.20	47.39	3.31	52.14	3.45
	64.4	23.04	2.67	27.79	2.80	32.55	2.94	37.30	3.07	43.00	3.23	46.81	3.34	51.56	3.48
	68.0	22.46	2.70	27.21	2.83	31.96	2.97	36.72	3.10	42.42	3.26	46.23	3.37	50.98	3.51
	70.0	22.13	2.71	26.89	2.85	31.64	2.98	36.40	3.12	42.10	3.28	45.90	3.39	50.66	3.52
	71.6	21.88	2.73	26.63	2.86	31.38	3.00	36.14	3.13	41.84	3.29	45.64	3.40	50.40	3.54
	75.2	21.29	2.76	26.05	2.89	30.80	3.03	35.56	3.16	41.26	3.32	45.06	3.43	49.82	3.57
CTXS07L + FTXS09L + FDXS12L + FTXS15L	60.8	23.62	2.72	28.37	2.86	33.13	3.00	37.88	3.14	43.59	3.30	47.39	3.41	52.14	3.55
	64.4	23.04	2.75	27.79	2.89	32.55	3.03	37.30	3.17	43.00	3.33	46.81	3.44	51.56	3.58
	68.0	22.46	2.78	27.21	2.92	31.96	3.06	36.72	3.20	42.42	3.36	46.23	3.47	50.98	3.61
	70.0	22.13	2.80	26.89	2.93	31.64	3.07	36.40	3.21	42.10	3.38	45.90	3.49	50.66	3.63
	71.6	21.88	2.81	26.63	2.95	31.38	3.09	36.14	3.23	41.84	3.39	45.64	3.50	50.40	3.64
	75.2	21.29	2.84	26.05	2.98	30.80	3.12	35.56	3.26	41.26	3.42	45.06	3.54	49.82	3.67
CTXS07L + FTXS09L + FDXS12L + CDXS15L	60.8	23.17	2.39	27.83	2.51	32.50	2.63	37.16	2.75	42.76	2.90	46.49	3.00	51.15	3.12
	64.4	22.60	2.41	27.26	2.54	31.93	2.66	36.59	2.78	42.19	2.93	45.92	3.03	50.58	3.15
	68.0	22.03	2.44	26.69	2.56	31.36	2.69	36.02	2.81	41.62	2.96	45.35	3.05	50.01	3.18
	70.0	21.71	2.46	26.38	2.58	31.04	2.70	35.70	2.82	41.30	2.97	45.03	3.07	49.69	3.19
	71.6	21.46	2.47	26.12	2.59	30.79	2.71	35.45	2.84	41.05	2.98	44.78	3.08	49.44	3.20
	75.2	20.89	2.49	25.55	2.62	30.22	2.74	34.88	2.86	40.48	3.01	44.21	3.11	48.87	3.23
CTXS07L + FDXS09L + FTXS12L + FTXS15L	60.8	23.62	2.81	28.37	2.95	33.13	3.09	37.88	3.24	43.59	3.41	47.39	3.52	52.14	3.67
	64.4	23.04	2.84	27.79	2.98	32.55	3.12	37.30	3.27	43.00	3.44	46.81	3.56	51.56	3.70
	68.0	22.46	2.87	27.21	3.01	31.96	3.16	36.72	3.30	42.42	3.47	46.23	3.59	50.98	3.73
	70.0	22.13	2.89	26.89	3.03	31.64	3.17	36.40	3.32	42.10	3.49	45.90	3.60	50.66	3.75
	71.6	21.88	2.90	26.63	3.04	31.38	3.19	36.14	3.33	41.84	3.50	45.64	3.62	50.40	3.76
	75.2	21.29	2.93	26.05	3.08	30.80	3.22	35.56	3.36	41.26	3.54	45.06	3.65	49.82	3.79
CTXS07L + FDXS09L + FTXS12L + CDXS15L	60.8	23.17	2.41	27.83	2.54	32.50	2.66	37.16	2.78	42.76	2.93	46.49	3.03	51.15	3.15
	64.4	22.60	2.44	27.26	2.56	31.93	2.69	36.59	2.81	42.19	2.96	45.92	3.06	50.58	3.18
	68.0	22.03	2.47	26.69	2.59	31.36	2.71	36.02	2.84	41.62	2.98	45.35	3.08	50.01	3.21
	70.0	21.71	2.48	26.38	2.60	31.04	2.73	35.70	2.85	41.30	3.00	45.03	3.10	49.69	3.22
	71.6	21.46	2.49	26.12	2.62	30.79	2.74	35.45	2.86	41.05	3.01	44.78	3.11	49.44	3.23
	75.2	20.89	2.52	25.55	2.64	30.22	2.77	34.88	2.89	40.48	3.04	44.21	3.14	48.87	3.26

Combination (Capacity)	Indoor air temp. EDB	Outdoor air temp.:EWB													
		5.0		14.0		23.0		32.0		43.0		50.0		59.0	
		TC	PI	TC	PI	TC	PI	TC	PI	TC	PI	TC	PI	TC	PI
		kBtu/h	kW	kBtu/h	kW	kBtu/h	kW	kBtu/h	kW	kBtu/h	kW	kBtu/h	kW	kBtu/h	kW
CTXS07L + FDXS09L + FDXS12L + FTXS15L	60.8	23.17	2.49	27.83	2.62	32.50	2.75	37.16	2.88	42.76	3.03	46.49	3.13	51.15	3.26
	64.4	22.60	2.52	27.26	2.65	31.93	2.78	36.59	2.90	42.19	3.06	45.92	3.16	50.58	3.29
	68.0	22.03	2.55	26.69	2.68	31.36	2.80	36.02	2.93	41.62	3.08	45.35	3.19	50.01	3.31
	70.0	21.71	2.56	26.38	2.69	31.04	2.82	35.70	2.95	41.30	3.10	45.03	3.20	49.69	3.33
	71.6	21.46	2.58	26.12	2.70	30.79	2.83	35.45	2.96	41.05	3.11	44.78	3.21	49.44	3.34
	75.2	20.89	2.60	25.55	2.73	30.22	2.86	34.88	2.99	40.48	3.14	44.21	3.24	48.87	3.37
CTXS07L + FDXS09L + FDXS12L + CDXS15L	60.8	22.67	2.26	27.23	2.38	31.79	2.49	36.35	2.61	41.83	2.75	45.48	2.84	50.04	2.95
	64.4	22.11	2.28	26.67	2.40	31.23	2.52	35.79	2.63	41.27	2.77	44.92	2.86	49.48	2.98
	68.0	21.55	2.31	26.11	2.43	30.67	2.54	35.24	2.66	40.71	2.80	44.36	2.89	48.92	3.00
	70.0	21.24	2.32	25.80	2.44	30.36	2.56	34.93	2.67	40.40	2.81	44.05	2.90	48.61	3.02
	71.6	20.99	2.34	25.55	2.45	30.12	2.57	34.68	2.68	40.15	2.82	43.80	2.91	48.36	3.03
	75.2	20.43	2.36	25.00	2.48	29.56	2.59	34.12	2.71	39.59	2.85	43.24	2.94	47.81	3.05
CTXS07L + FTXS09L + FTXS12L + FTXS18L	60.8	24.12	2.85	28.98	2.99	33.84	3.14	38.69	3.28	44.52	3.46	48.40	3.58	53.26	3.72
	64.4	23.53	2.88	28.39	3.02	33.24	3.17	38.10	3.32	43.92	3.49	47.81	3.61	52.66	3.75
	68.0	22.94	2.91	27.79	3.06	32.65	3.20	37.50	3.35	43.33	3.52	47.21	3.64	52.07	3.78
	70.0	22.61	2.93	27.46	3.07	32.32	3.22	37.17	3.37	43.00	3.54	46.88	3.66	51.74	3.80
	71.6	22.34	2.94	27.20	3.09	32.05	3.23	36.91	3.38	42.74	3.55	46.62	3.67	51.48	3.82
	75.2	21.75	2.97	26.60	3.12	31.46	3.27	36.32	3.41	42.14	3.59	46.03	3.70	50.88	3.85
CTXS07L + FTXS09L + FTXS12L + CDXS18L	60.8	23.62	2.63	28.37	2.76	33.13	2.90	37.88	3.03	43.59	3.19	47.39	3.30	52.14	3.44
	64.4	23.04	2.66	27.79	2.79	32.55	2.93	37.30	3.06	43.00	3.22	46.81	3.33	51.56	3.47
	68.0	22.46	2.69	27.21	2.82	31.96	2.96	36.72	3.09	42.42	3.25	46.23	3.36	50.98	3.50
	70.0	22.13	2.70	26.89	2.84	31.64	2.97	36.40	3.11	42.10	3.27	45.90	3.38	50.66	3.51
	71.6	21.88	2.72	26.63	2.85	31.38	2.99	36.14	3.12	41.84	3.28	45.64	3.39	50.40	3.53
	75.2	21.29	2.75	26.05	2.88	30.80	3.02	35.56	3.15	41.26	3.31	45.06	3.42	49.82	3.55
CTXS07L + FTXS09L + FDXS12L + FTXS18L	60.8	23.62	2.74	28.37	2.88	33.13	3.02	37.88	3.16	43.59	3.33	47.39	3.44	52.14	3.58
	64.4	23.04	2.77	27.79	2.91	32.55	3.05	37.30	3.19	43.00	3.36	46.81	3.47	51.56	3.61
	68.0	22.46	2.80	27.21	2.94	31.96	3.08	36.72	3.22	42.42	3.39	46.23	3.51	50.98	3.65
	70.0	22.13	2.82	26.89	2.96	31.64	3.10	36.40	3.24	42.10	3.41	45.90	3.52	50.66	3.66
	71.6	21.88	2.83	26.63	2.97	31.38	3.11	36.14	3.26	41.84	3.42	45.64	3.54	50.40	3.68
	75.2	21.29	2.86	26.05	3.01	30.80	3.15	35.56	3.29	41.26	3.45	45.06	3.57	49.82	3.71
CTXS07L + FTXS09L + FDXS12L + CDXS18L	60.8	23.17	2.38	27.83	2.50	32.50	2.62	37.16	2.75	42.76	2.89	46.49	2.99	51.15	3.11
	64.4	22.60	2.41	27.26	2.53	31.93	2.65	36.59	2.77	42.19	2.92	45.92	3.02	50.58	3.14
	68.0	22.03	2.43	26.69	2.56	31.36	2.68	36.02	2.80	41.62	2.95	45.35	3.04	50.01	3.16
	70.0	21.71	2.45	26.38	2.57	31.04	2.69	35.70	2.81	41.30	2.96	45.03	3.06	49.69	3.18
	71.6	21.46	2.46	26.12	2.58	30.79	2.70	35.45	2.83	41.05	2.97	44.78	3.07	49.44	3.19
	75.2	20.89	2.49	25.55	2.61	30.22	2.73	34.88	2.85	40.48	3.00	44.21	3.10	48.87	3.22
CTXS07L + FDXS09L + FTXS12L + FTXS18L	60.8	23.62	2.83	28.37	2.98	33.13	3.12	37.88	3.27	43.59	3.44	47.39	3.55	52.14	3.70
	64.4	23.04	2.86	27.79	3.01	32.55	3.15	37.30	3.30	43.00	3.47	46.81	3.59	51.56	3.73
	68.0	22.46	2.89	27.21	3.04	31.96	3.18	36.72	3.33	42.42	3.50	46.23	3.62	50.98	3.76
	70.0	22.13	2.91	26.89	3.06	31.64	3.20	36.40	3.35	42.10	3.52	45.90	3.64	50.66	3.78
	71.6	21.88	2.93	26.63	3.07	31.38	3.22	36.14	3.36	41.84	3.53	45.64	3.65	50.40	3.80
	75.2	21.29	2.96	26.05	3.10	30.80	3.25	35.56	3.39	41.26	3.57	45.06	3.68	49.82	3.83
CTXS07L + FDXS09L + FTXS12L + CDXS18L	60.8	23.17	2.40	27.83	2.53	32.50	2.65	37.16	2.77	42.76	2.92	46.49	3.02	51.15	3.14
	64.4	22.60	2.43	27.26	2.55	31.93	2.68	36.59	2.80	42.19	2.95	45.92	3.05	50.58	3.17
	68.0	22.03	2.46	26.69	2.58	31.36	2.70	36.02	2.83	41.62	2.98	45.35	3.07	50.01	3.20
	70.0	21.71	2.47	26.38	2.60	31.04	2.72	35.70	2.84	41.30	2.99	45.03	3.09	49.69	3.21
	71.6	21.46	2.48	26.12	2.61	30.79	2.73	35.45	2.85	41.05	3.00	44.78	3.10	49.44	3.22
	75.2	20.89	2.51	25.55	2.63	30.22	2.76	34.88	2.88	40.48	3.03	44.21	3.13	48.87	3.25

Combination (Capacity)	Indoor air temp. EDB	Outdoor air temp.:EWB													
		5.0		14.0		23.0		32.0		43.0		50.0		59.0	
		TC	PI	TC	PI	TC	PI	TC	PI	TC	PI	TC	PI	TC	PI
		kBtu/h	kW	kBtu/h	kW	kBtu/h	kW	kBtu/h	kW	kBtu/h	kW	kBtu/h	kW	kBtu/h	kW
CTXS07L + FDXS09L + FDXS12L + FTXS18L	60.8	23.17	2.52	27.83	2.65	32.50	2.77	37.16	2.90	42.76	3.06	46.49	3.16	51.15	3.29
	64.4	22.60	2.54	27.26	2.67	31.93	2.80	36.59	2.93	42.19	3.09	45.92	3.19	50.58	3.32
	68.0	22.03	2.57	26.69	2.70	31.36	2.83	36.02	2.96	41.62	3.11	45.35	3.22	50.01	3.35
	70.0	21.71	2.59	26.38	2.72	31.04	2.85	35.70	2.98	41.30	3.13	45.03	3.23	49.69	3.36
	71.6	21.46	2.60	26.12	2.73	30.79	2.86	35.45	2.99	41.05	3.14	44.78	3.25	49.44	3.37
	75.2	20.89	2.63	25.55	2.76	30.22	2.89	34.88	3.02	40.48	3.17	44.21	3.27	48.87	3.40
CTXS07L + FDXS09L + FDXS12L + CDXS18L	60.8	22.67	2.25	27.23	2.37	31.79	2.48	36.35	2.60	41.83	2.74	45.48	2.83	50.04	2.94
	64.4	22.11	2.28	26.67	2.39	31.23	2.51	35.79	2.62	41.27	2.76	44.92	2.85	49.48	2.97
	68.0	21.55	2.30	26.11	2.42	30.67	2.53	35.24	2.65	40.71	2.79	44.36	2.88	48.92	2.99
	70.0	21.24	2.32	25.80	2.43	30.36	2.55	34.93	2.66	40.40	2.80	44.05	2.89	48.61	3.01
	71.6	20.99	2.33	25.55	2.44	30.12	2.56	34.68	2.67	40.15	2.81	43.80	2.90	48.36	3.02
	75.2	20.43	2.35	25.00	2.47	29.56	2.58	34.12	2.70	39.59	2.84	43.24	2.93	47.81	3.04
CTXS07L + FTXS09L + FTXS15L + FTXS15L	60.8	24.12	3.07	28.98	3.23	33.84	3.39	38.69	3.54	44.52	3.73	48.40	3.86	53.26	4.02
	64.4	23.53	3.11	28.39	3.26	33.24	3.42	38.10	3.58	43.92	3.77	47.81	3.89	52.66	4.05
	68.0	22.94	3.14	27.79	3.30	32.65	3.45	37.50	3.61	43.33	3.80	47.21	3.93	52.07	4.08
	70.0	22.61	3.16	27.46	3.32	32.32	3.47	37.17	3.63	43.00	3.82	46.88	3.95	51.74	4.10
	71.6	22.34	3.17	27.20	3.33	32.05	3.49	36.91	3.65	42.74	3.84	46.62	3.96	51.48	4.12
	75.2	21.75	3.21	26.60	3.37	31.46	3.52	36.32	3.68	42.14	3.87	46.03	4.00	50.88	4.15
CTXS07L + FTXS09L + FTXS15L + CDXS15L	60.8	23.62	2.89	28.37	3.03	33.13	3.18	37.88	3.33	43.59	3.51	47.39	3.63	52.14	3.77
	64.4	23.04	2.92	27.79	3.07	32.55	3.21	37.30	3.36	43.00	3.54	46.81	3.66	51.56	3.81
	68.0	22.46	2.95	27.21	3.10	31.96	3.25	36.72	3.39	42.42	3.57	46.23	3.69	50.98	3.84
	70.0	22.13	2.97	26.89	3.12	31.64	3.26	36.40	3.41	42.10	3.59	45.90	3.71	50.66	3.86
	71.6	21.88	2.98	26.63	3.13	31.38	3.28	36.14	3.43	41.84	3.60	45.64	3.72	50.40	3.87
	75.2	21.29	3.02	26.05	3.16	30.80	3.31	35.56	3.46	41.26	3.64	45.06	3.75	49.82	3.90
CTXS07L + FTXS09L + CDXS15L + CDXS15L	60.8	23.17	2.63	27.83	2.76	32.50	2.90	37.16	3.03	42.76	3.19	46.49	3.30	51.15	3.44
	64.4	22.60	2.66	27.26	2.79	31.93	2.93	36.59	3.06	42.19	3.22	45.92	3.33	50.58	3.47
	68.0	22.03	2.69	26.69	2.82	31.36	2.96	36.02	3.09	41.62	3.25	45.35	3.36	50.01	3.50
	70.0	21.71	2.70	26.38	2.84	31.04	2.97	35.70	3.11	41.30	3.27	45.03	3.38	49.69	3.51
	71.6	21.46	2.72	26.12	2.85	30.79	2.99	35.45	3.12	41.05	3.28	44.78	3.39	49.44	3.53
	75.2	20.89	2.75	25.55	2.88	30.22	3.02	34.88	3.15	40.48	3.31	44.21	3.42	48.87	3.55
CTXS07L + FDXS09L + FTXS15L + FTXS15L	60.8	23.62	2.88	28.37	3.03	33.13	3.17	37.88	3.32	43.59	3.50	47.39	3.62	52.14	3.76
	64.4	23.04	2.91	27.79	3.06	32.55	3.21	37.30	3.35	43.00	3.53	46.81	3.65	51.56	3.80
	68.0	22.46	2.94	27.21	3.09	31.96	3.24	36.72	3.39	42.42	3.56	46.23	3.68	50.98	3.83
	70.0	22.13	2.96	26.89	3.11	31.64	3.26	36.40	3.40	42.10	3.58	45.90	3.70	50.66	3.85
	71.6	21.88	2.98	26.63	3.12	31.38	3.27	36.14	3.42	41.84	3.59	45.64	3.71	50.40	3.86
	75.2	21.29	3.01	26.05	3.15	30.80	3.30	35.56	3.45	41.26	3.63	45.06	3.74	49.82	3.89
CTXS07L + FDXS09L + FTXS15L + CDXS15L	60.8	23.17	2.78	27.83	2.92	32.50	3.07	37.16	3.21	42.76	3.38	46.49	3.49	51.15	3.64
	64.4	22.60	2.81	27.26	2.96	31.93	3.10	36.59	3.24	42.19	3.41	45.92	3.53	50.58	3.67
	68.0	22.03	2.84	26.69	2.99	31.36	3.13	36.02	3.27	41.62	3.44	45.35	3.56	50.01	3.70
	70.0	21.71	2.86	26.38	3.00	31.04	3.15	35.70	3.29	41.30	3.46	45.03	3.57	49.69	3.72
	71.6	21.46	2.88	26.12	3.02	30.79	3.16	35.45	3.30	41.05	3.47	44.78	3.59	49.44	3.73
	75.2	20.89	2.91	25.55	3.05	30.22	3.19	34.88	3.33	40.48	3.51	44.21	3.62	48.87	3.76
CTXS07L + FDXS09L + CDXS15L + CDXS15L	60.8	22.67	2.43	27.23	2.55	31.79	2.68	36.35	2.80	41.83	2.95	45.48	3.05	50.04	3.17
	64.4	22.11	2.46	26.67	2.58	31.23	2.70	35.79	2.83	41.27	2.98	44.92	3.08	49.48	3.20
	68.0	21.55	2.48	26.11	2.61	30.67	2.73	35.24	2.86	40.71	3.00	44.36	3.10	48.92	3.23
	70.0	21.24	2.50	25.80	2.62	30.36	2.75	34.93	2.87	40.40	3.02	44.05	3.12	48.61	3.24
	71.6	20.99	2.51	25.55	2.63	30.12	2.76	34.68	2.88	40.15	3.03	43.80	3.13	48.36	3.26
	75.2	20.43	2.54	25.00	2.66	29.56	2.79	34.12	2.91	39.59	3.06	43.24	3.16	47.81	3.28

Combination (Capacity)	Indoor air temp. EDB	Outdoor air temp.:EWB													
		5.0		14.0		23.0		32.0		43.0		50.0		59.0	
		TC	PI	TC	PI	TC	PI	TC	PI	TC	PI	TC	PI	TC	PI
		kBtu/h	kW	kBtu/h	kW	kBtu/h	kW	kBtu/h	kW	kBtu/h	kW	kBtu/h	kW	kBtu/h	kW
CTXS07L + FTXS12L + FTXS12L + FTXS12L	60.8	24.12	2.73	28.98	2.87	33.84	3.00	38.69	3.14	44.52	3.31	48.40	3.42	53.26	3.56
	64.4	23.53	2.76	28.39	2.90	33.24	3.04	38.10	3.17	43.92	3.34	47.81	3.45	52.66	3.59
	68.0	22.94	2.79	27.79	2.93	32.65	3.07	37.50	3.21	43.33	3.37	47.21	3.48	52.07	3.62
	70.0	22.61	2.80	27.46	2.94	32.32	3.08	37.17	3.22	43.00	3.39	46.88	3.50	51.74	3.64
	71.6	22.34	2.82	27.20	2.96	32.05	3.10	36.91	3.24	42.74	3.40	46.62	3.52	51.48	3.65
	75.2	21.75	2.85	26.60	2.99	31.46	3.13	36.32	3.27	42.14	3.43	46.03	3.55	50.88	3.69
CTXS07L + FTXS12L + FTXS12L + FDXS12L	60.8	23.62	2.44	28.37	2.57	33.13	2.69	37.88	2.82	43.59	2.97	47.39	3.07	52.14	3.20
	64.4	23.04	2.47	27.79	2.60	32.55	2.72	37.30	2.85	43.00	3.00	46.81	3.10	51.56	3.22
	68.0	22.46	2.50	27.21	2.62	31.96	2.75	36.72	2.87	42.42	3.02	46.23	3.12	50.98	3.25
	70.0	22.13	2.51	26.89	2.64	31.64	2.76	36.40	2.89	42.10	3.04	45.90	3.14	50.66	3.27
	71.6	21.88	2.53	26.63	2.65	31.38	2.78	36.14	2.90	41.84	3.05	45.64	3.15	50.40	3.28
	75.2	21.29	2.55	26.05	2.68	30.80	2.80	35.56	2.93	41.26	3.08	45.06	3.18	49.82	3.30
CTXS07L + FTXS12L + FDXS12L + FDXS12L	60.8	23.17	2.24	27.83	2.35	32.50	2.46	37.16	2.58	42.76	2.72	46.49	2.81	51.15	2.92
	64.4	22.60	2.26	27.26	2.37	31.93	2.49	36.59	2.60	42.19	2.74	45.92	2.83	50.58	2.95
	68.0	22.03	2.29	26.69	2.40	31.36	2.51	36.02	2.63	41.62	2.77	45.35	2.86	50.01	2.97
	70.0	21.71	2.30	26.38	2.41	31.04	2.53	35.70	2.64	41.30	2.78	45.03	2.87	49.69	2.99
	71.6	21.46	2.31	26.12	2.42	30.79	2.54	35.45	2.65	41.05	2.79	44.78	2.88	49.44	3.00
	75.2	20.89	2.34	25.55	2.45	30.22	2.56	34.88	2.68	40.48	2.82	44.21	2.91	48.87	3.02
CTXS07L + FDXS12L + FDXS12L + FDXS12L	60.8	22.67	2.18	27.23	2.29	31.79	2.40	36.35	2.51	41.83	2.65	45.48	2.74	50.04	2.85
	64.4	22.11	2.20	26.67	2.31	31.23	2.43	35.79	2.54	41.27	2.67	44.92	2.76	49.48	2.87
	68.0	21.55	2.23	26.11	2.34	30.67	2.45	35.24	2.56	40.71	2.70	44.36	2.79	48.92	2.90
	70.0	21.24	2.24	25.80	2.35	30.36	2.46	34.93	2.58	40.40	2.71	44.05	2.80	48.61	2.91
	71.6	20.99	2.25	25.55	2.36	30.12	2.48	34.68	2.59	40.15	2.72	43.80	2.81	48.36	2.92
	75.2	20.43	2.28	25.00	2.39	29.56	2.50	34.12	2.61	39.59	2.75	43.24	2.83	47.81	2.95
CTXS07L + FTXS12L + FTXS12L + FTXS15L	60.8	24.12	2.84	28.98	2.98	33.84	3.13	38.69	3.27	44.52	3.45	48.40	3.57	53.26	3.71
	64.4	23.53	2.87	28.39	3.02	33.24	3.16	38.10	3.31	43.92	3.48	47.81	3.60	52.66	3.74
	68.0	22.94	2.90	27.79	3.05	32.65	3.19	37.50	3.34	43.33	3.51	47.21	3.63	52.07	3.77
	70.0	22.61	2.92	27.46	3.06	32.32	3.21	37.17	3.36	43.00	3.53	46.88	3.65	51.74	3.79
	71.6	22.34	2.93	27.20	3.08	32.05	3.22	36.91	3.37	42.74	3.54	46.62	3.66	51.48	3.81
	75.2	21.75	2.97	26.60	3.11	31.46	3.26	36.32	3.40	42.14	3.58	46.03	3.69	50.88	3.84
CTXS07L + FTXS12L + FTXS12L + CDXS15L	60.8	23.62	2.68	28.37	2.81	33.13	2.95	37.88	3.09	43.59	3.25	47.39	3.36	52.14	3.50
	64.4	23.04	2.71	27.79	2.84	32.55	2.98	37.30	3.12	43.00	3.28	46.81	3.39	51.56	3.53
	68.0	22.46	2.74	27.21	2.87	31.96	3.01	36.72	3.15	42.42	3.31	46.23	3.42	50.98	3.56
	70.0	22.13	2.75	26.89	2.89	31.64	3.03	36.40	3.17	42.10	3.33	45.90	3.44	50.66	3.58
	71.6	21.88	2.77	26.63	2.90	31.38	3.04	36.14	3.18	41.84	3.34	45.64	3.45	50.40	3.59
	75.2	21.29	2.80	26.05	2.93	30.80	3.07	35.56	3.21	41.26	3.37	45.06	3.48	49.82	3.62
CTXS07L + FTXS12L + FDXS12L + FTXS15L	60.8	23.62	2.81	28.37	2.95	33.13	3.09	37.88	3.24	43.59	3.41	47.39	3.52	52.14	3.67
	64.4	23.04	2.84	27.79	2.98	32.55	3.12	37.30	3.27	43.00	3.44	46.81	3.56	51.56	3.70
	68.0	22.46	2.87	27.21	3.01	31.96	3.16	36.72	3.30	42.42	3.47	46.23	3.59	50.98	3.73
	70.0	22.13	2.89	26.89	3.03	31.64	3.17	36.40	3.32	42.10	3.49	45.90	3.60	50.66	3.75
	71.6	21.88	2.90	26.63	3.04	31.38	3.19	36.14	3.33	41.84	3.50	45.64	3.62	50.40	3.76
	75.2	21.29	2.93	26.05	3.08	30.80	3.22	35.56	3.36	41.26	3.54	45.06	3.65	49.82	3.79
CTXS07L + FTXS12L + FDXS12L + CDXS15L	60.8	23.17	2.41	27.83	2.54	32.50	2.66	37.16	2.78	42.76	2.93	46.49	3.03	51.15	3.15
	64.4	22.60	2.44	27.26	2.56	31.93	2.69	36.59	2.81	42.19	2.96	45.92	3.06	50.58	3.18
	68.0	22.03	2.47	26.69	2.59	31.36	2.71	36.02	2.84	41.62	2.98	45.35	3.08	50.01	3.21
	70.0	21.71	2.48	26.38	2.60	31.04	2.73	35.70	2.85	41.30	3.00	45.03	3.10	49.69	3.22
	71.6	21.46	2.49	26.12	2.62	30.79	2.74	35.45	2.86	41.05	3.01	44.78	3.11	49.44	3.23
	75.2	20.89	2.52	25.55	2.64	30.22	2.77	34.88	2.89	40.48	3.04	44.21	3.14	48.87	3.26

Combination (Capacity)	Indoor air temp. EDB	Outdoor air temp.:EWB													
		5.0		14.0		23.0		32.0		43.0		50.0		59.0	
		TC	PI	TC	PI	TC	PI	TC	PI	TC	PI	TC	PI	TC	PI
		kBtu/h	kW	kBtu/h	kW	kBtu/h	kW	kBtu/h	kW	kBtu/h	kW	kBtu/h	kW	kBtu/h	kW
CTXS07L + FDXS12L + FDXS12L + FTXS15L	60.8	23.17	2.49	27.83	2.62	32.50	2.75	37.16	2.88	42.76	3.03	46.49	3.13	51.15	3.26
	64.4	22.60	2.52	27.26	2.65	31.93	2.78	36.59	2.90	42.19	3.06	45.92	3.16	50.58	3.29
	68.0	22.03	2.55	26.69	2.68	31.36	2.80	36.02	2.93	41.62	3.08	45.35	3.19	50.01	3.31
	70.0	21.71	2.56	26.38	2.69	31.04	2.82	35.70	2.95	41.30	3.10	45.03	3.20	49.69	3.33
	71.6	21.46	2.58	26.12	2.70	30.79	2.83	35.45	2.96	41.05	3.11	44.78	3.21	49.44	3.34
	75.2	20.89	2.60	25.55	2.73	30.22	2.86	34.88	2.99	40.48	3.14	44.21	3.24	48.87	3.37
CTXS07L + FDXS12L + FDXS12L + CDXS15L	60.8	22.67	2.26	27.23	2.38	31.79	2.49	36.35	2.61	41.83	2.75	45.48	2.84	50.04	2.95
	64.4	22.11	2.28	26.67	2.40	31.23	2.52	35.79	2.63	41.27	2.77	44.92	2.86	49.48	2.98
	68.0	21.55	2.31	26.11	2.43	30.67	2.54	35.24	2.66	40.71	2.80	44.36	2.89	48.92	3.00
	70.0	21.24	2.32	25.80	2.44	30.36	2.56	34.93	2.67	40.40	2.81	44.05	2.90	48.61	3.02
	71.6	20.99	2.34	25.55	2.45	30.12	2.57	34.68	2.68	40.15	2.82	43.80	2.91	48.36	3.03
	75.2	20.43	2.36	25.00	2.48	29.56	2.59	34.12	2.71	39.59	2.85	43.24	2.94	47.81	3.05
FTXS09L + FTXS09L + FTXS09L + FTXS09L	60.8	24.12	2.61	28.98	2.74	33.84	2.87	38.69	3.01	44.52	3.17	48.40	3.27	53.26	3.41
	64.4	23.53	2.63	28.39	2.77	33.24	2.90	38.10	3.03	43.92	3.19	47.81	3.30	52.66	3.43
	68.0	22.94	2.66	27.79	2.80	32.65	2.93	37.50	3.06	43.33	3.22	47.21	3.33	52.07	3.46
	70.0	22.61	2.68	27.46	2.81	32.32	2.95	37.17	3.08	43.00	3.24	46.88	3.35	51.74	3.48
	71.6	22.34	2.69	27.20	2.83	32.05	2.96	36.91	3.09	42.74	3.25	46.62	3.36	51.48	3.49
	75.2	21.75	2.72	26.60	2.86	31.46	2.99	36.32	3.12	42.14	3.28	46.03	3.39	50.88	3.52
FTXS09L + FTXS09L + FTXS09L + FDXS09L	60.8	23.62	2.38	28.37	2.50	33.13	2.62	37.88	2.75	43.59	2.89	47.39	2.99	52.14	3.11
	64.4	23.04	2.41	27.79	2.53	32.55	2.65	37.30	2.77	43.00	2.92	46.81	3.02	51.56	3.14
	68.0	22.46	2.43	27.21	2.56	31.96	2.68	36.72	2.80	42.42	2.95	46.23	3.04	50.98	3.16
	70.0	22.13	2.45	26.89	2.57	31.64	2.69	36.40	2.81	42.10	2.96	45.90	3.06	50.66	3.18
	71.6	21.88	2.46	26.63	2.58	31.38	2.70	36.14	2.83	41.84	2.97	45.64	3.07	50.40	3.19
	75.2	21.29	2.49	26.05	2.61	30.80	2.73	35.56	2.85	41.26	3.00	45.06	3.10	49.82	3.22
FTXS09L + FTXS09L + FDXS09L + FDXS09L	60.8	23.17	2.24	27.83	2.35	32.50	2.46	37.16	2.58	42.76	2.72	46.49	2.81	51.15	2.92
	64.4	22.60	2.26	27.26	2.37	31.93	2.49	36.59	2.60	42.19	2.74	45.92	2.83	50.58	2.95
	68.0	22.03	2.29	26.69	2.40	31.36	2.51	36.02	2.63	41.62	2.77	45.35	2.86	50.01	2.97
	70.0	21.71	2.30	26.38	2.41	31.04	2.53	35.70	2.64	41.30	2.78	45.03	2.87	49.69	2.99
	71.6	21.46	2.31	26.12	2.42	30.79	2.54	35.45	2.65	41.05	2.79	44.78	2.88	49.44	3.00
	75.2	20.89	2.34	25.55	2.45	30.22	2.56	34.88	2.68	40.48	2.82	44.21	2.91	48.87	3.02
FTXS09L + FDXS09L + FDXS09L + FDXS09L	60.8	22.67	2.17	27.23	2.28	31.79	2.39	36.35	2.50	41.83	2.64	45.48	2.73	50.04	2.84
	64.4	22.11	2.20	26.67	2.31	31.23	2.42	35.79	2.53	41.27	2.66	44.92	2.75	49.48	2.86
	68.0	21.55	2.22	26.11	2.33	30.67	2.44	35.24	2.55	40.71	2.69	44.36	2.78	48.92	2.89
	70.0	21.24	2.23	25.80	2.34	30.36	2.46	34.93	2.57	40.40	2.70	44.05	2.79	48.61	2.90
	71.6	20.99	2.24	25.55	2.36	30.12	2.47	34.68	2.58	40.15	2.71	43.80	2.80	48.36	2.91
	75.2	20.43	2.27	25.00	2.38	29.56	2.49	34.12	2.60	39.59	2.74	43.24	2.82	47.81	2.94
FDXS09L + FDXS09L + FDXS09L + FDXS09L	60.8	22.16	2.37	26.62	2.49	31.08	2.61	35.54	2.74	40.89	2.88	44.46	2.98	48.92	3.10
	64.4	21.62	2.40	26.08	2.52	30.54	2.64	35.00	2.76	40.35	2.91	43.92	3.01	48.38	3.13
	68.0	21.07	2.43	25.53	2.55	29.99	2.67	34.45	2.79	39.80	2.94	43.37	3.03	47.83	3.15
	70.0	20.77	2.44	25.23	2.56	29.69	2.68	34.15	2.80	39.50	2.95	43.07	3.05	47.53	3.17
	71.6	20.52	2.45	24.98	2.57	29.45	2.69	33.91	2.82	39.26	2.96	42.83	3.06	47.29	3.18
	75.2	19.98	2.48	24.44	2.60	28.90	2.72	33.36	2.84	38.71	2.99	42.28	3.09	46.74	3.21
FTXS09L + FTXS09L + FTXS09L + FTXS12L	60.8	24.12	2.65	28.98	2.78	33.84	2.92	38.69	3.05	44.52	3.21	48.40	3.32	53.26	3.46
	64.4	23.53	2.67	28.39	2.81	33.24	2.95	38.10	3.08	43.92	3.24	47.81	3.35	52.66	3.49
	68.0	22.94	2.70	27.79	2.84	32.65	2.98	37.50	3.11	43.33	3.27	47.21	3.38	52.07	3.52
	70.0	22.61	2.72	27.46	2.86	32.32	2.99	37.17	3.13	43.00	3.29	46.88	3.40	51.74	3.53
	71.6	22.34	2.73	27.20	2.87	32.05	3.01	36.91	3.14	42.74	3.30	46.62	3.41	51.48	3.55
	75.2	21.75	2.76	26.60	2.90	31.46	3.03	36.32	3.17	42.14	3.33	46.03	3.44	50.88	3.58

Combination (Capacity)	Indoor air temp. EDB	Outdoor air temp.:EWB													
		5.0		14.0		23.0		32.0		43.0		50.0		59.0	
		TC	PI	TC	PI	TC	PI	TC	PI	TC	PI	TC	PI	TC	PI
		kBtu/h	kW	kBtu/h	kW	kBtu/h	kW	kBtu/h	kW	kBtu/h	kW	kBtu/h	kW	kBtu/h	kW
FTXS09L + FTXS09L + FTXS09L + FDXS12L	60.8	23.62	2.38	28.37	2.50	33.13	2.62	37.88	2.75	43.59	2.89	47.39	2.99	52.14	3.11
	64.4	23.04	2.41	27.79	2.53	32.55	2.65	37.30	2.77	43.00	2.92	46.81	3.02	51.56	3.14
	68.0	22.46	2.43	27.21	2.56	31.96	2.68	36.72	2.80	42.42	2.95	46.23	3.04	50.98	3.16
	70.0	22.13	2.45	26.89	2.57	31.64	2.69	36.40	2.81	42.10	2.96	45.90	3.06	50.66	3.18
	71.6	21.88	2.46	26.63	2.58	31.38	2.70	36.14	2.83	41.84	2.97	45.64	3.07	50.40	3.19
	75.2	21.29	2.49	26.05	2.61	30.80	2.73	35.56	2.85	41.26	3.00	45.06	3.10	49.82	3.22
FTXS09L + FTXS09L + FDXS09L + FTXS12L	60.8	23.62	2.44	28.37	2.57	33.13	2.69	37.88	2.82	43.59	2.97	47.39	3.07	52.14	3.20
	64.4	23.04	2.47	27.79	2.60	32.55	2.72	37.30	2.85	43.00	3.00	46.81	3.10	51.56	3.22
	68.0	22.46	2.50	27.21	2.62	31.96	2.75	36.72	2.87	42.42	3.02	46.23	3.12	50.98	3.25
	70.0	22.13	2.51	26.89	2.64	31.64	2.76	36.40	2.89	42.10	3.04	45.90	3.14	50.66	3.27
	71.6	21.88	2.53	26.63	2.65	31.38	2.78	36.14	2.90	41.84	3.05	45.64	3.15	50.40	3.28
	75.2	21.29	2.55	26.05	2.68	30.80	2.80	35.56	2.93	41.26	3.08	45.06	3.18	49.82	3.30
FTXS09L + FTXS09L + FDXS09L + FDXS12L	60.8	23.17	2.24	27.83	2.35	32.50	2.46	37.16	2.58	42.76	2.72	46.49	2.81	51.15	2.92
	64.4	22.60	2.26	27.26	2.37	31.93	2.49	36.59	2.60	42.19	2.74	45.92	2.83	50.58	2.95
	68.0	22.03	2.29	26.69	2.40	31.36	2.51	36.02	2.63	41.62	2.77	45.35	2.86	50.01	2.97
	70.0	21.71	2.30	26.38	2.41	31.04	2.53	35.70	2.64	41.30	2.78	45.03	2.87	49.69	2.99
	71.6	21.46	2.31	26.12	2.42	30.79	2.54	35.45	2.65	41.05	2.79	44.78	2.88	49.44	3.00
	75.2	20.89	2.34	25.55	2.45	30.22	2.56	34.88	2.68	40.48	2.82	44.21	2.91	48.87	3.02
FTXS09L + FDXS09L + FDXS09L + FTXS12L	60.8	23.17	2.29	27.83	2.41	32.50	2.53	37.16	2.64	42.76	2.78	46.49	2.88	51.15	3.00
	64.4	22.60	2.32	27.26	2.43	31.93	2.55	36.59	2.67	42.19	2.81	45.92	2.90	50.58	3.02
	68.0	22.03	2.34	26.69	2.46	31.36	2.58	36.02	2.69	41.62	2.84	45.35	2.93	50.01	3.05
	70.0	21.71	2.36	26.38	2.47	31.04	2.59	35.70	2.71	41.30	2.85	45.03	2.94	49.69	3.06
	71.6	21.46	2.37	26.12	2.49	30.79	2.60	35.45	2.72	41.05	2.86	44.78	2.96	49.44	3.07
	75.2	20.89	2.39	25.55	2.51	30.22	2.63	34.88	2.75	40.48	2.89	44.21	2.98	48.87	3.10
FTXS09L + FDXS09L + FDXS09L + FDXS12L	60.8	22.67	2.17	27.23	2.28	31.79	2.39	36.35	2.50	41.83	2.64	45.48	2.73	50.04	2.84
	64.4	22.11	2.20	26.67	2.31	31.23	2.42	35.79	2.53	41.27	2.66	44.92	2.75	49.48	2.86
	68.0	21.55	2.22	26.11	2.33	30.67	2.44	35.24	2.55	40.71	2.69	44.36	2.78	48.92	2.89
	70.0	21.24	2.23	25.80	2.34	30.36	2.46	34.93	2.57	40.40	2.70	44.05	2.79	48.61	2.90
	71.6	20.99	2.24	25.55	2.36	30.12	2.47	34.68	2.58	40.15	2.71	43.80	2.80	48.36	2.91
	75.2	20.43	2.27	25.00	2.38	29.56	2.49	34.12	2.60	39.59	2.74	43.24	2.82	47.81	2.94
FDXS09L + FDXS09L + FDXS09L + FTXS12L	60.8	22.67	2.18	27.23	2.29	31.79	2.40	36.35	2.51	41.83	2.65	45.48	2.74	50.04	2.85
	64.4	22.11	2.20	26.67	2.31	31.23	2.43	35.79	2.54	41.27	2.67	44.92	2.76	49.48	2.87
	68.0	21.55	2.23	26.11	2.34	30.67	2.45	35.24	2.56	40.71	2.70	44.36	2.79	48.92	2.90
	70.0	21.24	2.24	25.80	2.35	30.36	2.46	34.93	2.58	40.40	2.71	44.05	2.80	48.61	2.91
	71.6	20.99	2.25	25.55	2.36	30.12	2.48	34.68	2.59	40.15	2.72	43.80	2.81	48.36	2.92
	75.2	20.43	2.28	25.00	2.39	29.56	2.50	34.12	2.61	39.59	2.75	43.24	2.83	47.81	2.95
FDXS09L + FDXS09L + FDXS09L + FDXS12L	60.8	22.16	2.15	26.62	2.27	31.08	2.38	35.54	2.49	40.89	2.62	44.46	2.71	48.92	2.82
	64.4	21.62	2.18	26.08	2.29	30.54	2.40	35.00	2.51	40.35	2.64	43.92	2.73	48.38	2.84
	68.0	21.07	2.20	25.53	2.31	29.99	2.42	34.45	2.53	39.80	2.67	43.37	2.75	47.83	2.87
	70.0	20.77	2.22	25.23	2.33	29.69	2.44	34.15	2.55	39.50	2.68	43.07	2.77	47.53	2.88
	71.6	20.52	2.23	24.98	2.34	29.45	2.45	33.91	2.56	39.26	2.69	42.83	2.78	47.29	2.89
	75.2	19.98	2.25	24.44	2.36	28.90	2.47	33.36	2.58	38.71	2.71	42.28	2.80	46.74	2.91
FTXS09L + FTXS09L + FTXS09L + FTXS15L	60.8	24.12	2.85	28.98	3.00	33.84	3.15	38.69	3.29	44.52	3.47	48.40	3.59	53.26	3.73
	64.4	23.53	2.89	28.39	3.03	33.24	3.18	38.10	3.32	43.92	3.50	47.81	3.62	52.66	3.76
	68.0	22.94	2.92	27.79	3.06	32.65	3.21	37.50	3.36	43.33	3.53	47.21	3.65	52.07	3.80
	70.0	22.61	2.94	27.46	3.08	32.32	3.23	37.17	3.37	43.00	3.55	46.88	3.67	51.74	3.81
	71.6	22.34	2.95	27.20	3.10	32.05	3.24	36.91	3.39	42.74	3.56	46.62	3.68	51.48	3.83
	75.2	21.75	2.98	26.60	3.13	31.46	3.27	36.32	3.42	42.14	3.60	46.03	3.71	50.88	3.86

Combination (Capacity)	Indoor air temp. EDB	Outdoor air temp.:EWB													
		5.0		14.0		23.0		32.0		43.0		50.0		59.0	
		TC	PI	TC	PI	TC	PI	TC	PI	TC	PI	TC	PI	TC	PI
		kBtu/h	kW	kBtu/h	kW	kBtu/h	kW	kBtu/h	kW	kBtu/h	kW	kBtu/h	kW	kBtu/h	kW
FTXS09L + FTXS09L + FTXS09L + CDXS15L	60.8	23.62	2.64	28.37	2.77	33.13	2.91	37.88	3.04	43.59	3.20	47.39	3.31	52.14	3.45
	64.4	23.04	2.67	27.79	2.80	32.55	2.94	37.30	3.07	43.00	3.23	46.81	3.34	51.56	3.48
	68.0	22.46	2.70	27.21	2.83	31.96	2.97	36.72	3.10	42.42	3.26	46.23	3.37	50.98	3.51
	70.0	22.13	2.71	26.89	2.85	31.64	2.98	36.40	3.12	42.10	3.28	45.90	3.39	50.66	3.52
	71.6	21.88	2.73	26.63	2.86	31.38	3.00	36.14	3.13	41.84	3.29	45.64	3.40	50.40	3.54
	75.2	21.29	2.76	26.05	2.89	30.80	3.03	35.56	3.16	41.26	3.32	45.06	3.43	49.82	3.57
FTXS09L + FTXS09L + FDXS09L + FTXS15L	60.8	23.62	2.81	28.37	2.96	33.13	3.10	37.88	3.25	43.59	3.42	47.39	3.53	52.14	3.68
	64.4	23.04	2.85	27.79	2.99	32.55	3.13	37.30	3.28	43.00	3.45	46.81	3.57	51.56	3.71
	68.0	22.46	2.88	27.21	3.02	31.96	3.17	36.72	3.31	42.42	3.48	46.23	3.60	50.98	3.74
	70.0	22.13	2.89	26.89	3.04	31.64	3.18	36.40	3.33	42.10	3.50	45.90	3.62	50.66	3.76
	71.6	21.88	2.91	26.63	3.05	31.38	3.20	36.14	3.34	41.84	3.51	45.64	3.63	50.40	3.77
	75.2	21.29	2.94	26.05	3.08	30.80	3.23	35.56	3.37	41.26	3.55	45.06	3.66	49.82	3.80
FTXS09L + FTXS09L + FDXS09L + CDXS15L	60.8	23.17	2.41	27.83	2.54	32.50	2.66	37.16	2.78	42.76	2.93	46.49	3.03	51.15	3.15
	64.4	22.60	2.44	27.26	2.56	31.93	2.69	36.59	2.81	42.19	2.96	45.92	3.06	50.58	3.18
	68.0	22.03	2.47	26.69	2.59	31.36	2.71	36.02	2.84	41.62	2.98	45.35	3.08	50.01	3.21
	70.0	21.71	2.48	26.38	2.60	31.04	2.73	35.70	2.85	41.30	3.00	45.03	3.10	49.69	3.22
	71.6	21.46	2.49	26.12	2.62	30.79	2.74	35.45	2.86	41.05	3.01	44.78	3.11	49.44	3.23
	75.2	20.89	2.52	25.55	2.64	30.22	2.77	34.88	2.89	40.48	3.04	44.21	3.14	48.87	3.26
FTXS09L + FDXS09L + FDXS09L + FTXS15L	60.8	23.17	2.54	27.83	2.67	32.50	2.80	37.16	2.93	42.76	3.09	46.49	3.19	51.15	3.32
	64.4	22.60	2.57	27.26	2.70	31.93	2.83	36.59	2.96	42.19	3.12	45.92	3.22	50.58	3.35
	68.0	22.03	2.60	26.69	2.73	31.36	2.86	36.02	2.99	41.62	3.14	45.35	3.25	50.01	3.38
	70.0	21.71	2.61	26.38	2.74	31.04	2.87	35.70	3.00	41.30	3.16	45.03	3.26	49.69	3.39
	71.6	21.46	2.63	26.12	2.76	30.79	2.89	35.45	3.02	41.05	3.17	44.78	3.28	49.44	3.41
	75.2	20.89	2.65	25.55	2.78	30.22	2.91	34.88	3.04	40.48	3.20	44.21	3.31	48.87	3.44
FTXS09L + FDXS09L + FDXS09L + CDXS15L	60.8	22.67	2.28	27.23	2.39	31.79	2.51	36.35	2.62	41.83	2.76	45.48	2.86	50.04	2.97
	64.4	22.11	2.30	26.67	2.42	31.23	2.53	35.79	2.65	41.27	2.79	44.92	2.88	49.48	3.00
	68.0	21.55	2.33	26.11	2.44	30.67	2.56	35.24	2.68	40.71	2.82	44.36	2.91	48.92	3.03
	70.0	21.24	2.34	25.80	2.46	30.36	2.57	34.93	2.69	40.40	2.83	44.05	2.92	48.61	3.04
	71.6	20.99	2.35	25.55	2.47	30.12	2.58	34.68	2.70	40.15	2.84	43.80	2.93	48.36	3.05
	75.2	20.43	2.38	25.00	2.49	29.56	2.61	34.12	2.73	39.59	2.87	43.24	2.96	47.81	3.08
FDXS09L + FDXS09L + FDXS09L + FTXS15L	60.8	22.67	2.32	27.23	2.43	31.79	2.55	36.35	2.67	41.83	2.81	45.48	2.91	50.04	3.03
	64.4	22.11	2.34	26.67	2.46	31.23	2.58	35.79	2.70	41.27	2.84	44.92	2.93	49.48	3.05
	68.0	21.55	2.37	26.11	2.49	30.67	2.60	35.24	2.72	40.71	2.87	44.36	2.96	48.92	3.08
	70.0	21.24	2.38	25.80	2.50	30.36	2.62	34.93	2.74	40.40	2.88	44.05	2.97	48.61	3.09
	71.6	20.99	2.39	25.55	2.51	30.12	2.63	34.68	2.75	40.15	2.89	43.80	2.99	48.36	3.11
	75.2	20.43	2.42	25.00	2.54	29.56	2.66	34.12	2.78	39.59	2.92	43.24	3.01	47.81	3.13
FDXS09L + FDXS09L + FDXS09L + CDXS15L	60.8	22.16	2.21	26.62	2.32	31.08	2.44	35.54	2.55	40.89	2.69	44.46	2.78	48.92	2.89
	64.4	21.62	2.24	26.08	2.35	30.54	2.46	35.00	2.58	40.35	2.71	43.92	2.80	48.38	2.92
	68.0	21.07	2.26	25.53	2.37	29.99	2.49	34.45	2.60	39.80	2.74	43.37	2.83	47.83	2.94
	70.0	20.77	2.27	25.23	2.39	29.69	2.50	34.15	2.61	39.50	2.75	43.07	2.84	47.53	2.95
	71.6	20.52	2.29	24.98	2.40	29.45	2.51	33.91	2.63	39.26	2.76	42.83	2.85	47.29	2.96
	75.2	19.98	2.31	24.44	2.42	28.90	2.54	33.36	2.65	38.71	2.79	42.28	2.88	46.74	2.99
FTXS09L + FTXS09L + FTXS09L + FTXS18L	60.8	24.12	2.85	28.98	2.99	33.84	3.14	38.69	3.28	44.52	3.46	48.40	3.58	53.26	3.72
	64.4	23.53	2.88	28.39	3.02	33.24	3.17	38.10	3.32	43.92	3.49	47.81	3.61	52.66	3.75
	68.0	22.94	2.91	27.79	3.06	32.65	3.20	37.50	3.35	43.33	3.52	47.21	3.64	52.07	3.78
	70.0	22.61	2.93	27.46	3.07	32.32	3.22	37.17	3.37	43.00	3.54	46.88	3.66	51.74	3.80
	71.6	22.34	2.94	27.20	3.09	32.05	3.23	36.91	3.38	42.74	3.55	46.62	3.67	51.48	3.82
	75.2	21.75	2.97	26.60	3.12	31.46	3.27	36.32	3.41	42.14	3.59	46.03	3.70	50.88	3.85

Combination (Capacity)	Indoor air temp. EDB	Outdoor air temp.:EWB													
		5.0		14.0		23.0		32.0		43.0		50.0		59.0	
		TC	PI	TC	PI	TC	PI	TC	PI	TC	PI	TC	PI	TC	PI
		kBtu/h	kW	kBtu/h	kW	kBtu/h	kW	kBtu/h	kW	kBtu/h	kW	kBtu/h	kW	kBtu/h	kW
FTXS09L + FTXS09L + FTXS09L + CDXS18L	60.8	23.62	2.63	28.37	2.76	33.13	2.90	37.88	3.03	43.59	3.19	47.39	3.30	52.14	3.44
	64.4	23.04	2.66	27.79	2.79	32.55	2.93	37.30	3.06	43.00	3.22	46.81	3.33	51.56	3.47
	68.0	22.46	2.69	27.21	2.82	31.96	2.96	36.72	3.09	42.42	3.25	46.23	3.36	50.98	3.50
	70.0	22.13	2.70	26.89	2.84	31.64	2.97	36.40	3.11	42.10	3.27	45.90	3.38	50.66	3.51
	71.6	21.88	2.72	26.63	2.85	31.38	2.99	36.14	3.12	41.84	3.28	45.64	3.39	50.40	3.53
	75.2	21.29	2.75	26.05	2.88	30.80	3.02	35.56	3.15	41.26	3.31	45.06	3.42	49.82	3.55
FTXS09L + FTXS09L + FDXS09L + FTXS18L	60.8	23.62	2.84	28.37	2.98	33.13	3.13	37.88	3.27	43.59	3.45	47.39	3.57	52.14	3.71
	64.4	23.04	2.87	27.79	3.02	32.55	3.16	37.30	3.31	43.00	3.48	46.81	3.60	51.56	3.74
	68.0	22.46	2.90	27.21	3.05	31.96	3.19	36.72	3.34	42.42	3.51	46.23	3.63	50.98	3.77
	70.0	22.13	2.92	26.89	3.06	31.64	3.21	36.40	3.36	42.10	3.53	45.90	3.65	50.66	3.79
	71.6	21.88	2.93	26.63	3.08	31.38	3.22	36.14	3.37	41.84	3.54	45.64	3.66	50.40	3.81
	75.2	21.29	2.97	26.05	3.11	30.80	3.26	35.56	3.40	41.26	3.58	45.06	3.69	49.82	3.84
FTXS09L + FTXS09L + FDXS09L + CDXS18L	60.8	23.17	2.40	27.83	2.53	32.50	2.65	37.16	2.77	42.76	2.92	46.49	3.02	51.15	3.14
	64.4	22.60	2.43	27.26	2.55	31.93	2.68	36.59	2.80	42.19	2.95	45.92	3.05	50.58	3.17
	68.0	22.03	2.46	26.69	2.58	31.36	2.70	36.02	2.83	41.62	2.98	45.35	3.07	50.01	3.20
	70.0	21.71	2.47	26.38	2.60	31.04	2.72	35.70	2.84	41.30	2.99	45.03	3.09	49.69	3.21
	71.6	21.46	2.48	26.12	2.61	30.79	2.73	35.45	2.85	41.05	3.00	44.78	3.10	49.44	3.22
	75.2	20.89	2.51	25.55	2.63	30.22	2.76	34.88	2.88	40.48	3.03	44.21	3.13	48.87	3.25
FTXS09L + FDXS09L + FDXS09L + FTXS18L	60.8	23.17	2.60	27.83	2.73	32.50	2.86	37.16	3.00	42.76	3.16	46.49	3.26	51.15	3.40
	64.4	22.60	2.63	27.26	2.76	31.93	2.89	36.59	3.03	42.19	3.18	45.92	3.29	50.58	3.42
	68.0	22.03	2.66	26.69	2.79	31.36	2.92	36.02	3.05	41.62	3.21	45.35	3.32	50.01	3.45
	70.0	21.71	2.67	26.38	2.80	31.04	2.94	35.70	3.07	41.30	3.23	45.03	3.34	49.69	3.47
	71.6	21.46	2.68	26.12	2.82	30.79	2.95	35.45	3.08	41.05	3.24	44.78	3.35	49.44	3.48
	75.2	20.89	2.71	25.55	2.85	30.22	2.98	34.88	3.11	40.48	3.27	44.21	3.38	48.87	3.51
FTXS09L + FDXS09L + FDXS09L + CDXS18L	60.8	22.67	2.27	27.23	2.38	31.79	2.50	36.35	2.62	41.83	2.76	45.48	2.85	50.04	2.96
	64.4	22.11	2.29	26.67	2.41	31.23	2.52	35.79	2.64	41.27	2.78	44.92	2.87	49.48	2.99
	68.0	21.55	2.32	26.11	2.43	30.67	2.55	35.24	2.67	40.71	2.81	44.36	2.90	48.92	3.01
	70.0	21.24	2.33	25.80	2.45	30.36	2.56	34.93	2.68	40.40	2.82	44.05	2.91	48.61	3.03
	71.6	20.99	2.34	25.55	2.46	30.12	2.58	34.68	2.69	40.15	2.83	43.80	2.92	48.36	3.04
	75.2	20.43	2.37	25.00	2.49	29.56	2.60	34.12	2.72	39.59	2.86	43.24	2.95	47.81	3.07
FDXS09L + FDXS09L + FDXS09L + FTXS18L	60.8	22.67	2.33	27.23	2.45	31.79	2.57	36.35	2.69	41.83	2.83	45.48	2.93	50.04	3.05
	64.4	22.11	2.36	26.67	2.48	31.23	2.60	35.79	2.72	41.27	2.86	44.92	2.95	49.48	3.07
	68.0	21.55	2.38	26.11	2.50	30.67	2.62	35.24	2.74	40.71	2.89	44.36	2.98	48.92	3.10
	70.0	21.24	2.40	25.80	2.52	30.36	2.64	34.93	2.76	40.40	2.90	44.05	3.00	48.61	3.11
	71.6	20.99	2.41	25.55	2.53	30.12	2.65	34.68	2.77	40.15	2.91	43.80	3.01	48.36	3.13
	75.2	20.43	2.44	25.00	2.56	29.56	2.68	34.12	2.79	39.59	2.94	43.24	3.03	47.81	3.15
FDXS09L + FDXS09L + FDXS09L + CDXS18L	60.8	22.16	2.20	26.62	2.32	31.08	2.43	35.54	2.54	40.89	2.68	44.46	2.77	48.92	2.88
	64.4	21.62	2.23	26.08	2.34	30.54	2.45	35.00	2.57	40.35	2.70	43.92	2.79	48.38	2.90
	68.0	21.07	2.25	25.53	2.37	29.99	2.48	34.45	2.59	39.80	2.73	43.37	2.82	47.83	2.93
	70.0	20.77	2.27	25.23	2.38	29.69	2.49	34.15	2.60	39.50	2.74	43.07	2.83	47.53	2.94
	71.6	20.52	2.28	24.98	2.39	29.45	2.50	33.91	2.62	39.26	2.75	42.83	2.84	47.29	2.95
	75.2	19.98	2.30	24.44	2.41	28.90	2.53	33.36	2.64	38.71	2.78	42.28	2.87	46.74	2.98
FTXS09L + FTXS09L + FTXS12L + FTXS12L	60.8	24.12	2.73	28.98	2.87	33.84	3.01	38.69	3.15	44.52	3.32	48.40	3.43	53.26	3.57
	64.4	23.53	2.76	28.39	2.90	33.24	3.04	38.10	3.18	43.92	3.35	47.81	3.46	52.66	3.60
	68.0	22.94	2.79	27.79	2.93	32.65	3.07	37.50	3.21	43.33	3.38	47.21	3.49	52.07	3.64
	70.0	22.61	2.81	27.46	2.95	32.32	3.09	37.17	3.23	43.00	3.40	46.88	3.51	51.74	3.65
	71.6	22.34	2.83	27.20	2.97	32.05	3.11	36.91	3.25	42.74	3.41	46.62	3.53	51.48	3.67
	75.2	21.75	2.86	26.60	3.00	31.46	3.14	36.32	3.28	42.14	3.44	46.03	3.56	50.88	3.70

Combination (Capacity)	Indoor air temp. EDB	Outdoor air temp.:EWB													
		5.0		14.0		23.0		32.0		43.0		50.0		59.0	
		TC	PI	TC	PI	TC	PI	TC	PI	TC	PI	TC	PI	TC	PI
		kBtu/h	kW	kBtu/h	kW	kBtu/h	kW	kBtu/h	kW	kBtu/h	kW	kBtu/h	kW	kBtu/h	kW
FTXS09L + FTXS09L + FTXS12L + FDXS12L	60.8	23.62	2.44	28.37	2.57	33.13	2.69	37.88	2.82	43.59	2.97	47.39	3.07	52.14	3.20
	64.4	23.04	2.47	27.79	2.60	32.55	2.72	37.30	2.85	43.00	3.00	46.81	3.10	51.56	3.22
	68.0	22.46	2.50	27.21	2.62	31.96	2.75	36.72	2.87	42.42	3.02	46.23	3.12	50.98	3.25
	70.0	22.13	2.51	26.89	2.64	31.64	2.76	36.40	2.89	42.10	3.04	45.90	3.14	50.66	3.27
	71.6	21.88	2.53	26.63	2.65	31.38	2.78	36.14	2.90	41.84	3.05	45.64	3.15	50.40	3.28
	75.2	21.29	2.55	26.05	2.68	30.80	2.80	35.56	2.93	41.26	3.08	45.06	3.18	49.82	3.30
FTXS09L + FTXS09L + FDXS12L + FDXS12L	60.8	23.17	2.24	27.83	2.35	32.50	2.46	37.16	2.58	42.76	2.72	46.49	2.81	51.15	2.92
	64.4	22.60	2.26	27.26	2.37	31.93	2.49	36.59	2.60	42.19	2.74	45.92	2.83	50.58	2.95
	68.0	22.03	2.29	26.69	2.40	31.36	2.51	36.02	2.63	41.62	2.77	45.35	2.86	50.01	2.97
	70.0	21.71	2.30	26.38	2.41	31.04	2.53	35.70	2.64	41.30	2.78	45.03	2.87	49.69	2.99
	71.6	21.46	2.31	26.12	2.42	30.79	2.54	35.45	2.65	41.05	2.79	44.78	2.88	49.44	3.00
	75.2	20.89	2.34	25.55	2.45	30.22	2.56	34.88	2.68	40.48	2.82	44.21	2.91	48.87	3.02
FTXS09L + FDXS09L + FTXS12L + FTXS12L	60.8	23.62	2.48	28.37	2.61	33.13	2.74	37.88	2.87	43.59	3.02	47.39	3.12	52.14	3.25
	64.4	23.04	2.51	27.79	2.64	32.55	2.77	37.30	2.89	43.00	3.05	46.81	3.15	51.56	3.28
	68.0	22.46	2.54	27.21	2.67	31.96	2.79	36.72	2.92	42.42	3.07	46.23	3.18	50.98	3.30
	70.0	22.13	2.56	26.89	2.68	31.64	2.81	36.40	2.94	42.10	3.09	45.90	3.19	50.66	3.32
	71.6	21.88	2.57	26.63	2.70	31.38	2.82	36.14	2.95	41.84	3.10	45.64	3.20	50.40	3.33
	75.2	21.29	2.60	26.05	2.72	30.80	2.85	35.56	2.98	41.26	3.13	45.06	3.23	49.82	3.36
FTXS09L + FDXS09L + FTXS12L + FDXS12L	60.8	23.17	2.25	27.83	2.37	32.50	2.48	37.16	2.60	42.76	2.74	46.49	2.83	51.15	2.94
	64.4	22.60	2.28	27.26	2.39	31.93	2.51	36.59	2.62	42.19	2.76	45.92	2.85	50.58	2.97
	68.0	22.03	2.30	26.69	2.42	31.36	2.53	36.02	2.65	41.62	2.79	45.35	2.88	50.01	2.99
	70.0	21.71	2.32	26.38	2.43	31.04	2.55	35.70	2.66	41.30	2.80	45.03	2.89	49.69	3.01
	71.6	21.46	2.33	26.12	2.44	30.79	2.56	35.45	2.67	41.05	2.81	44.78	2.90	49.44	3.02
	75.2	20.89	2.35	25.55	2.47	30.22	2.58	34.88	2.70	40.48	2.84	44.21	2.93	48.87	3.04
FTXS09L + FDXS09L + FDXS12L + FDXS12L	60.8	22.67	2.17	27.23	2.28	31.79	2.39	36.35	2.50	41.83	2.64	45.48	2.73	50.04	2.84
	64.4	22.11	2.20	26.67	2.31	31.23	2.42	35.79	2.53	41.27	2.66	44.92	2.75	49.48	2.86
	68.0	21.55	2.22	26.11	2.33	30.67	2.44	35.24	2.55	40.71	2.69	44.36	2.78	48.92	2.89
	70.0	21.24	2.23	25.80	2.34	30.36	2.46	34.93	2.57	40.40	2.70	44.05	2.79	48.61	2.90
	71.6	20.99	2.24	25.55	2.36	30.12	2.47	34.68	2.58	40.15	2.71	43.80	2.80	48.36	2.91
	75.2	20.43	2.27	25.00	2.38	29.56	2.49	34.12	2.60	39.59	2.74	43.24	2.82	47.81	2.94
FDXS09L + FDXS09L + FTXS12L + FTXS12L	60.8	23.17	2.32	27.83	2.43	32.50	2.55	37.16	2.67	42.76	2.81	46.49	2.91	51.15	3.03
	64.4	22.60	2.34	27.26	2.46	31.93	2.58	36.59	2.70	42.19	2.84	45.92	2.93	50.58	3.05
	68.0	22.03	2.37	26.69	2.49	31.36	2.60	36.02	2.72	41.62	2.87	45.35	2.96	50.01	3.08
	70.0	21.71	2.38	26.38	2.50	31.04	2.62	35.70	2.74	41.30	2.88	45.03	2.97	49.69	3.09
	71.6	21.46	2.39	26.12	2.51	30.79	2.63	35.45	2.75	41.05	2.89	44.78	2.99	49.44	3.11
	75.2	20.89	2.42	25.55	2.54	30.22	2.66	34.88	2.78	40.48	2.92	44.21	3.01	48.87	3.13
FDXS09L + FDXS09L + FTXS12L + FDXS12L	60.8	22.67	2.18	27.23	2.29	31.79	2.40	36.35	2.51	41.83	2.65	45.48	2.74	50.04	2.85
	64.4	22.11	2.20	26.67	2.31	31.23	2.43	35.79	2.54	41.27	2.67	44.92	2.76	49.48	2.87
	68.0	21.55	2.23	26.11	2.34	30.67	2.45	35.24	2.56	40.71	2.70	44.36	2.79	48.92	2.90
	70.0	21.24	2.24	25.80	2.35	30.36	2.46	34.93	2.58	40.40	2.71	44.05	2.80	48.61	2.91
	71.6	20.99	2.25	25.55	2.36	30.12	2.48	34.68	2.59	40.15	2.72	43.80	2.81	48.36	2.92
	75.2	20.43	2.28	25.00	2.39	29.56	2.50	34.12	2.61	39.59	2.75	43.24	2.83	47.81	2.95
FDXS09L + FDXS09L + FDXS12L + FDXS12L	60.8	22.16	2.15	26.62	2.27	31.08	2.38	35.54	2.49	40.89	2.62	44.46	2.71	48.92	2.82
	64.4	21.62	2.18	26.08	2.29	30.54	2.40	35.00	2.51	40.35	2.64	43.92	2.73	48.38	2.84
	68.0	21.07	2.20	25.53	2.31	29.99	2.42	34.45	2.53	39.80	2.67	43.37	2.75	47.83	2.87
	70.0	20.77	2.22	25.23	2.33	29.69	2.44	34.15	2.55	39.50	2.68	43.07	2.77	47.53	2.88
	71.6	20.52	2.23	24.98	2.34	29.45	2.45	33.91	2.56	39.26	2.69	42.83	2.78	47.29	2.89
	75.2	19.98	2.25	24.44	2.36	28.90	2.47	33.36	2.58	38.71	2.71	42.28	2.80	46.74	2.91

Combination (Capacity)	Indoor air temp. EDB	Outdoor air temp.:EWB													
		5.0		14.0		23.0		32.0		43.0		50.0		59.0	
		TC	PI	TC	PI	TC	PI	TC	PI	TC	PI	TC	PI	TC	PI
		kBtu/h	kW	kBtu/h	kW	kBtu/h	kW	kBtu/h	kW	kBtu/h	kW	kBtu/h	kW	kBtu/h	kW
FTXS09L + FTXS09L + FTXS12L + FTXS15L	60.8	24.12	2.85	28.98	2.99	33.84	3.14	38.69	3.28	44.52	3.46	48.40	3.58	53.26	3.72
	64.4	23.53	2.88	28.39	3.02	33.24	3.17	38.10	3.32	43.92	3.49	47.81	3.61	52.66	3.75
	68.0	22.94	2.91	27.79	3.06	32.65	3.20	37.50	3.35	43.33	3.52	47.21	3.64	52.07	3.78
	70.0	22.61	2.93	27.46	3.07	32.32	3.22	37.17	3.37	43.00	3.54	46.88	3.66	51.74	3.80
	71.6	22.34	2.94	27.20	3.09	32.05	3.23	36.91	3.38	42.74	3.55	46.62	3.67	51.48	3.82
	75.2	21.75	2.97	26.60	3.12	31.46	3.27	36.32	3.41	42.14	3.59	46.03	3.70	50.88	3.85
FTXS09L + FTXS09L + FTXS12L + CDXS15L	60.8	23.62	2.68	28.37	2.81	33.13	2.95	37.88	3.09	43.59	3.25	47.39	3.36	52.14	3.50
	64.4	23.04	2.71	27.79	2.84	32.55	2.98	37.30	3.12	43.00	3.28	46.81	3.39	51.56	3.53
	68.0	22.46	2.74	27.21	2.87	31.96	3.01	36.72	3.15	42.42	3.31	46.23	3.42	50.98	3.56
	70.0	22.13	2.75	26.89	2.89	31.64	3.03	36.40	3.17	42.10	3.33	45.90	3.44	50.66	3.58
	71.6	21.88	2.77	26.63	2.90	31.38	3.04	36.14	3.18	41.84	3.34	45.64	3.45	50.40	3.59
	75.2	21.29	2.80	26.05	2.93	30.80	3.07	35.56	3.21	41.26	3.37	45.06	3.48	49.82	3.62
FTXS09L + FTXS09L + FDXS12L + FTXS15L	60.8	23.62	2.81	28.37	2.96	33.13	3.10	37.88	3.25	43.59	3.42	47.39	3.53	52.14	3.68
	64.4	23.04	2.85	27.79	2.99	32.55	3.13	37.30	3.28	43.00	3.45	46.81	3.57	51.56	3.71
	68.0	22.46	2.88	27.21	3.02	31.96	3.17	36.72	3.31	42.42	3.48	46.23	3.60	50.98	3.74
	70.0	22.13	2.89	26.89	3.04	31.64	3.18	36.40	3.33	42.10	3.50	45.90	3.62	50.66	3.76
	71.6	21.88	2.91	26.63	3.05	31.38	3.20	36.14	3.34	41.84	3.51	45.64	3.63	50.40	3.77
	75.2	21.29	2.94	26.05	3.08	30.80	3.23	35.56	3.37	41.26	3.55	45.06	3.66	49.82	3.80
FTXS09L + FTXS09L + FDXS12L + CDXS15L	60.8	23.17	2.41	27.83	2.54	32.50	2.66	37.16	2.78	42.76	2.93	46.49	3.03	51.15	3.15
	64.4	22.60	2.44	27.26	2.56	31.93	2.69	36.59	2.81	42.19	2.96	45.92	3.06	50.58	3.18
	68.0	22.03	2.47	26.69	2.59	31.36	2.71	36.02	2.84	41.62	2.98	45.35	3.08	50.01	3.21
	70.0	21.71	2.48	26.38	2.60	31.04	2.73	35.70	2.85	41.30	3.00	45.03	3.10	49.69	3.22
	71.6	21.46	2.49	26.12	2.62	30.79	2.74	35.45	2.86	41.05	3.01	44.78	3.11	49.44	3.23
	75.2	20.89	2.52	25.55	2.64	30.22	2.77	34.88	2.89	40.48	3.04	44.21	3.14	48.87	3.26
FTXS09L + FDXS09L + FTXS12L + FTXS15L	60.8	23.62	2.87	28.37	3.02	33.13	3.16	37.88	3.31	43.59	3.49	47.39	3.61	52.14	3.75
	64.4	23.04	2.90	27.79	3.05	32.55	3.20	37.30	3.34	43.00	3.52	46.81	3.64	51.56	3.78
	68.0	22.46	2.93	27.21	3.08	31.96	3.23	36.72	3.38	42.42	3.55	46.23	3.67	50.98	3.82
	70.0	22.13	2.95	26.89	3.10	31.64	3.25	36.40	3.39	42.10	3.57	45.90	3.69	50.66	3.83
	71.6	21.88	2.97	26.63	3.11	31.38	3.26	36.14	3.41	41.84	3.58	45.64	3.70	50.40	3.85
	75.2	21.29	3.00	26.05	3.15	30.80	3.29	35.56	3.44	41.26	3.62	45.06	3.73	49.82	3.88
FTXS09L + FDXS09L + FTXS12L + CDXS15L	60.8	23.17	2.44	27.83	2.57	32.50	2.69	37.16	2.82	42.76	2.97	46.49	3.07	51.15	3.20
	64.4	22.60	2.47	27.26	2.60	31.93	2.72	36.59	2.85	42.19	3.00	45.92	3.10	50.58	3.22
	68.0	22.03	2.50	26.69	2.62	31.36	2.75	36.02	2.87	41.62	3.02	45.35	3.12	50.01	3.25
	70.0	21.71	2.51	26.38	2.64	31.04	2.76	35.70	2.89	41.30	3.04	45.03	3.14	49.69	3.27
	71.6	21.46	2.53	26.12	2.65	30.79	2.78	35.45	2.90	41.05	3.05	44.78	3.15	49.44	3.28
	75.2	20.89	2.55	25.55	2.68	30.22	2.80	34.88	2.93	40.48	3.08	44.21	3.18	48.87	3.30
FTXS09L + FDXS09L + FDXS12L + FTXS15L	60.8	23.17	2.54	27.83	2.67	32.50	2.80	37.16	2.93	42.76	3.09	46.49	3.19	51.15	3.32
	64.4	22.60	2.57	27.26	2.70	31.93	2.83	36.59	2.96	42.19	3.12	45.92	3.22	50.58	3.35
	68.0	22.03	2.60	26.69	2.73	31.36	2.86	36.02	2.99	41.62	3.14	45.35	3.25	50.01	3.38
	70.0	21.71	2.61	26.38	2.74	31.04	2.87	35.70	3.00	41.30	3.16	45.03	3.26	49.69	3.39
	71.6	21.46	2.63	26.12	2.76	30.79	2.89	35.45	3.02	41.05	3.17	44.78	3.28	49.44	3.41
	75.2	20.89	2.65	25.55	2.78	30.22	2.91	34.88	3.04	40.48	3.20	44.21	3.31	48.87	3.44
FTXS09L + FDXS09L + FDXS12L + CDXS15L	60.8	22.67	2.28	27.23	2.39	31.79	2.51	36.35	2.62	41.83	2.76	45.48	2.86	50.04	2.97
	64.4	22.11	2.30	26.67	2.42	31.23	2.53	35.79	2.65	41.27	2.79	44.92	2.88	49.48	3.00
	68.0	21.55	2.33	26.11	2.44	30.67	2.56	35.24	2.68	40.71	2.82	44.36	2.91	48.92	3.03
	70.0	21.24	2.34	25.80	2.46	30.36	2.57	34.93	2.69	40.40	2.83	44.05	2.92	48.61	3.04
	71.6	20.99	2.35	25.55	2.47	30.12	2.58	34.68	2.70	40.15	2.84	43.80	2.93	48.36	3.05
	75.2	20.43	2.38	25.00	2.49	29.56	2.61	34.12	2.73	39.59	2.87	43.24	2.96	47.81	3.08

Combination (Capacity)	Indoor air temp. EDB	Outdoor air temp.:EWB													
		5.0		14.0		23.0		32.0		43.0		50.0		59.0	
		TC	PI	TC	PI	TC	PI	TC	PI	TC	PI	TC	PI	TC	PI
		kBtu/h	kW	kBtu/h	kW	kBtu/h	kW	kBtu/h	kW	kBtu/h	kW	kBtu/h	kW	kBtu/h	kW
FDXS09L + FDXS09L + FTXS12L + FTXS15L	60.8	23.17	2.62	27.83	2.76	32.50	2.89	37.16	3.02	42.76	3.18	46.49	3.29	51.15	3.43
	64.4	22.60	2.65	27.26	2.78	31.93	2.92	36.59	3.05	42.19	3.21	45.92	3.32	50.58	3.46
	68.0	22.03	2.68	26.69	2.81	31.36	2.95	36.02	3.08	41.62	3.24	45.35	3.35	50.01	3.49
	70.0	21.71	2.70	26.38	2.83	31.04	2.96	35.70	3.10	41.30	3.26	45.03	3.37	49.69	3.50
	71.6	21.46	2.71	26.12	2.84	30.79	2.98	35.45	3.11	41.05	3.27	44.78	3.38	49.44	3.51
	75.2	20.89	2.74	25.55	2.87	30.22	3.01	34.88	3.14	40.48	3.30	44.21	3.41	48.87	3.54
FDXS09L + FDXS09L + FTXS12L + CDXS15L	60.8	22.67	2.33	27.23	2.45	31.79	2.57	36.35	2.69	41.83	2.83	45.48	2.93	50.04	3.05
	64.4	22.11	2.36	26.67	2.48	31.23	2.60	35.79	2.72	41.27	2.86	44.92	2.95	49.48	3.07
	68.0	21.55	2.38	26.11	2.50	30.67	2.62	35.24	2.74	40.71	2.89	44.36	2.98	48.92	3.10
	70.0	21.24	2.40	25.80	2.52	30.36	2.64	34.93	2.76	40.40	2.90	44.05	3.00	48.61	3.11
	71.6	20.99	2.41	25.55	2.53	30.12	2.65	34.68	2.77	40.15	2.91	43.80	3.01	48.36	3.13
	75.2	20.43	2.44	25.00	2.56	29.56	2.68	34.12	2.79	39.59	2.94	43.24	3.03	47.81	3.15
FDXS09L + FDXS09L + FDXS12L + FTXS15L	60.8	22.67	2.32	27.23	2.43	31.79	2.55	36.35	2.67	41.83	2.81	45.48	2.91	50.04	3.03
	64.4	22.11	2.34	26.67	2.46	31.23	2.58	35.79	2.70	41.27	2.84	44.92	2.93	49.48	3.05
	68.0	21.55	2.37	26.11	2.49	30.67	2.60	35.24	2.72	40.71	2.87	44.36	2.96	48.92	3.08
	70.0	21.24	2.38	25.80	2.50	30.36	2.62	34.93	2.74	40.40	2.88	44.05	2.97	48.61	3.09
	71.6	20.99	2.39	25.55	2.51	30.12	2.63	34.68	2.75	40.15	2.89	43.80	2.99	48.36	3.11
	75.2	20.43	2.42	25.00	2.54	29.56	2.66	34.12	2.78	39.59	2.92	43.24	3.01	47.81	3.13
FDXS09L + FDXS09L + FDXS12L + CDXS15L	60.8	22.16	2.21	26.62	2.32	31.08	2.44	35.54	2.55	40.89	2.69	44.46	2.78	48.92	2.89
	64.4	21.62	2.24	26.08	2.35	30.54	2.46	35.00	2.58	40.35	2.71	43.92	2.80	48.38	2.92
	68.0	21.07	2.26	25.53	2.37	29.99	2.49	34.45	2.60	39.80	2.74	43.37	2.83	47.83	2.94
	70.0	20.77	2.27	25.23	2.39	29.69	2.50	34.15	2.61	39.50	2.75	43.07	2.84	47.53	2.95
	71.6	20.52	2.29	24.98	2.40	29.45	2.51	33.91	2.63	39.26	2.76	42.83	2.85	47.29	2.96
	75.2	19.98	2.31	24.44	2.42	28.90	2.54	33.36	2.65	38.71	2.79	42.28	2.88	46.74	2.99
FTXS09L + FTXS09L + FTXS12L + FTXS18L	60.8	24.12	2.85	28.98	2.99	33.84	3.14	38.69	3.28	44.52	3.46	48.40	3.58	53.26	3.72
	64.4	23.53	2.88	28.39	3.02	33.24	3.17	38.10	3.32	43.92	3.49	47.81	3.61	52.66	3.75
	68.0	22.94	2.91	27.79	3.06	32.65	3.20	37.50	3.35	43.33	3.52	47.21	3.64	52.07	3.78
	70.0	22.61	2.93	27.46	3.07	32.32	3.22	37.17	3.37	43.00	3.54	46.88	3.66	51.74	3.80
	71.6	22.34	2.94	27.20	3.09	32.05	3.23	36.91	3.38	42.74	3.55	46.62	3.67	51.48	3.82
	75.2	21.75	2.97	26.60	3.12	31.46	3.27	36.32	3.41	42.14	3.59	46.03	3.70	50.88	3.85
FTXS09L + FTXS09L + FTXS12L + CDXS18L	60.8	23.62	2.67	28.37	2.81	33.13	2.94	37.88	3.08	43.59	3.24	47.39	3.35	52.14	3.49
	64.4	23.04	2.70	27.79	2.84	32.55	2.97	37.30	3.11	43.00	3.27	46.81	3.38	51.56	3.52
	68.0	22.46	2.73	27.21	2.87	31.96	3.00	36.72	3.14	42.42	3.30	46.23	3.41	50.98	3.55
	70.0	22.13	2.75	26.89	2.88	31.64	3.02	36.40	3.16	42.10	3.32	45.90	3.43	50.66	3.57
	71.6	21.88	2.76	26.63	2.90	31.38	3.03	36.14	3.17	41.84	3.33	45.64	3.44	50.40	3.58
	75.2	21.29	2.79	26.05	2.93	30.80	3.06	35.56	3.20	41.26	3.36	45.06	3.47	49.82	3.61
FTXS09L + FTXS09L + FDXS12L + FTXS18L	60.8	23.62	2.84	28.37	2.98	33.13	3.13	37.88	3.27	43.59	3.45	47.39	3.57	52.14	3.71
	64.4	23.04	2.87	27.79	3.02	32.55	3.16	37.30	3.31	43.00	3.48	46.81	3.60	51.56	3.74
	68.0	22.46	2.90	27.21	3.05	31.96	3.19	36.72	3.34	42.42	3.51	46.23	3.63	50.98	3.77
	70.0	22.13	2.92	26.89	3.06	31.64	3.21	36.40	3.36	42.10	3.53	45.90	3.65	50.66	3.79
	71.6	21.88	2.93	26.63	3.08	31.38	3.22	36.14	3.37	41.84	3.54	45.64	3.66	50.40	3.81
	75.2	21.29	2.97	26.05	3.11	30.80	3.26	35.56	3.40	41.26	3.58	45.06	3.69	49.82	3.84
FTXS09L + FTXS09L + FDXS12L + CDXS18L	60.8	23.17	2.40	27.83	2.53	32.50	2.65	37.16	2.77	42.76	2.92	46.49	3.02	51.15	3.14
	64.4	22.60	2.43	27.26	2.55	31.93	2.68	36.59	2.80	42.19	2.95	45.92	3.05	50.58	3.17
	68.0	22.03	2.46	26.69	2.58	31.36	2.70	36.02	2.83	41.62	2.98	45.35	3.07	50.01	3.20
	70.0	21.71	2.47	26.38	2.60	31.04	2.72	35.70	2.84	41.30	2.99	45.03	3.09	49.69	3.21
	71.6	21.46	2.48	26.12	2.61	30.79	2.73	35.45	2.85	41.05	3.00	44.78	3.10	49.44	3.22
	75.2	20.89	2.51	25.55	2.63	30.22	2.76	34.88	2.88	40.48	3.03	44.21	3.13	48.87	3.25

Combination (Capacity)	Indoor air temp. EDB	Outdoor air temp.:EWB													
		5.0		14.0		23.0		32.0		43.0		50.0		59.0	
		TC	PI	TC	PI	TC	PI	TC	PI	TC	PI	TC	PI	TC	PI
		kBtu/h	kW	kBtu/h	kW	kBtu/h	kW	kBtu/h	kW	kBtu/h	kW	kBtu/h	kW	kBtu/h	kW
FTXS09L + FDXS09L + FTXS12L + FTXS18L	60.8	23.62	2.89	28.37	3.04	33.13	3.19	37.88	3.34	43.59	3.52	47.39	3.64	52.14	3.78
	64.4	23.04	2.93	27.79	3.08	32.55	3.22	37.30	3.37	43.00	3.55	46.81	3.67	51.56	3.82
	68.0	22.46	2.96	27.21	3.11	31.96	3.26	36.72	3.40	42.42	3.58	46.23	3.70	50.98	3.85
	70.0	22.13	2.98	26.89	3.13	31.64	3.27	36.40	3.42	42.10	3.60	45.90	3.72	50.66	3.87
	71.6	21.88	2.99	26.63	3.14	31.38	3.29	36.14	3.44	41.84	3.61	45.64	3.73	50.40	3.88
	75.2	21.29	3.02	26.05	3.17	30.80	3.32	35.56	3.47	41.26	3.65	45.06	3.77	49.82	3.91
FTXS09L + FDXS09L + FTXS12L + CDXS18L	60.8	23.17	2.44	27.83	2.56	32.50	2.69	37.16	2.81	42.76	2.96	46.49	3.06	51.15	3.18
	64.4	22.60	2.46	27.26	2.59	31.93	2.71	36.59	2.84	42.19	2.99	45.92	3.09	50.58	3.21
	68.0	22.03	2.49	26.69	2.62	31.36	2.74	36.02	2.87	41.62	3.01	45.35	3.11	50.01	3.24
	70.0	21.71	2.51	26.38	2.63	31.04	2.76	35.70	2.88	41.30	3.03	45.03	3.13	49.69	3.25
	71.6	21.46	2.52	26.12	2.64	30.79	2.77	35.45	2.89	41.05	3.04	44.78	3.14	49.44	3.27
	75.2	20.89	2.55	25.55	2.67	30.22	2.79	34.88	2.92	40.48	3.07	44.21	3.17	48.87	3.29
FTXS09L + FDXS09L + FDXS12L + FTXS18L	60.8	23.17	2.60	27.83	2.73	32.50	2.86	37.16	3.00	42.76	3.16	46.49	3.26	51.15	3.40
	64.4	22.60	2.63	27.26	2.76	31.93	2.89	36.59	3.03	42.19	3.18	45.92	3.29	50.58	3.42
	68.0	22.03	2.66	26.69	2.79	31.36	2.92	36.02	3.05	41.62	3.21	45.35	3.32	50.01	3.45
	70.0	21.71	2.67	26.38	2.80	31.04	2.94	35.70	3.07	41.30	3.23	45.03	3.34	49.69	3.47
	71.6	21.46	2.68	26.12	2.82	30.79	2.95	35.45	3.08	41.05	3.24	44.78	3.35	49.44	3.48
	75.2	20.89	2.71	25.55	2.85	30.22	2.98	34.88	3.11	40.48	3.27	44.21	3.38	48.87	3.51
FTXS09L + FDXS09L + FDXS12L + CDXS18L	60.8	22.67	2.27	27.23	2.38	31.79	2.50	36.35	2.62	41.83	2.76	45.48	2.85	50.04	2.96
	64.4	22.11	2.29	26.67	2.41	31.23	2.52	35.79	2.64	41.27	2.78	44.92	2.87	49.48	2.99
	68.0	21.55	2.32	26.11	2.43	30.67	2.55	35.24	2.67	40.71	2.81	44.36	2.90	48.92	3.01
	70.0	21.24	2.33	25.80	2.45	30.36	2.56	34.93	2.68	40.40	2.82	44.05	2.91	48.61	3.03
	71.6	20.99	2.34	25.55	2.46	30.12	2.58	34.68	2.69	40.15	2.83	43.80	2.92	48.36	3.04
	75.2	20.43	2.37	25.00	2.49	29.56	2.60	34.12	2.72	39.59	2.86	43.24	2.95	47.81	3.07
FDXS09L + FDXS09L + FTXS12L + FTXS18L	60.8	23.17	2.65	27.83	2.78	32.50	2.92	37.16	3.05	42.76	3.21	46.49	3.32	51.15	3.46
	64.4	22.60	2.67	27.26	2.81	31.93	2.95	36.59	3.08	42.19	3.24	45.92	3.35	50.58	3.49
	68.0	22.03	2.70	26.69	2.84	31.36	2.98	36.02	3.11	41.62	3.27	45.35	3.38	50.01	3.52
	70.0	21.71	2.72	26.38	2.86	31.04	2.99	35.70	3.13	41.30	3.29	45.03	3.40	49.69	3.53
	71.6	21.46	2.73	26.12	2.87	30.79	3.01	35.45	3.14	41.05	3.30	44.78	3.41	49.44	3.55
	75.2	20.89	2.76	25.55	2.90	30.22	3.03	34.88	3.17	40.48	3.33	44.21	3.44	48.87	3.58
FDXS09L + FDXS09L + FTXS12L + CDXS18L	60.8	22.67	2.32	27.23	2.44	31.79	2.56	36.35	2.68	41.83	2.82	45.48	2.92	50.04	3.04
	64.4	22.11	2.35	26.67	2.47	31.23	2.59	35.79	2.71	41.27	2.85	44.92	2.94	49.48	3.06
	68.0	21.55	2.38	26.11	2.49	30.67	2.61	35.24	2.73	40.71	2.88	44.36	2.97	48.92	3.09
	70.0	21.24	2.39	25.80	2.51	30.36	2.63	34.93	2.75	40.40	2.89	44.05	2.99	48.61	3.10
	71.6	20.99	2.40	25.55	2.52	30.12	2.64	34.68	2.76	40.15	2.90	43.80	3.00	48.36	3.12
	75.2	20.43	2.43	25.00	2.55	29.56	2.67	34.12	2.78	39.59	2.93	43.24	3.02	47.81	3.14
FDXS09L + FDXS09L + FDXS12L + FTXS18L	60.8	22.67	2.33	27.23	2.45	31.79	2.57	36.35	2.69	41.83	2.83	45.48	2.93	50.04	3.05
	64.4	22.11	2.36	26.67	2.48	31.23	2.60	35.79	2.72	41.27	2.86	44.92	2.95	49.48	3.07
	68.0	21.55	2.38	26.11	2.50	30.67	2.62	35.24	2.74	40.71	2.89	44.36	2.98	48.92	3.10
	70.0	21.24	2.40	25.80	2.52	30.36	2.64	34.93	2.76	40.40	2.90	44.05	3.00	48.61	3.11
	71.6	20.99	2.41	25.55	2.53	30.12	2.65	34.68	2.77	40.15	2.91	43.80	3.01	48.36	3.13
	75.2	20.43	2.44	25.00	2.56	29.56	2.68	34.12	2.79	39.59	2.94	43.24	3.03	47.81	3.15
FDXS09L + FDXS09L + FDXS12L + CDXS18L	60.8	22.16	2.20	26.62	2.32	31.08	2.43	35.54	2.54	40.89	2.68	44.46	2.77	48.92	2.88
	64.4	21.62	2.23	26.08	2.34	30.54	2.45	35.00	2.57	40.35	2.70	43.92	2.79	48.38	2.90
	68.0	21.07	2.25	25.53	2.37	29.99	2.48	34.45	2.59	39.80	2.73	43.37	2.82	47.83	2.93
	70.0	20.77	2.27	25.23	2.38	29.69	2.49	34.15	2.60	39.50	2.74	43.07	2.83	47.53	2.94
	71.6	20.52	2.28	24.98	2.39	29.45	2.50	33.91	2.62	39.26	2.75	42.83	2.84	47.29	2.95
	75.2	19.98	2.30	24.44	2.41	28.90	2.53	33.36	2.64	38.71	2.78	42.28	2.87	46.74	2.98

Combination (Capacity)	Indoor air temp. EDB	Outdoor air temp.:EWB													
		5.0		14.0		23.0		32.0		43.0		50.0		59.0	
		TC	PI	TC	PI	TC	PI	TC	PI	TC	PI	TC	PI	TC	PI
		kBtu/h	kW	kBtu/h	kW	kBtu/h	kW	kBtu/h	kW	kBtu/h	kW	kBtu/h	kW	kBtu/h	kW
FTXS09L + FTXS09L + FTXS15L + FTXS15L	60.8	24.10	3.19	28.95	3.36	33.80	3.52	38.65	3.68	44.47	3.88	48.35	4.01	53.20	4.17
	64.4	23.50	3.23	28.35	3.39	33.20	3.55	38.05	3.72	43.87	3.91	47.75	4.05	52.60	4.21
	68.0	22.91	3.26	27.76	3.43	32.61	3.59	37.46	3.75	43.28	3.95	47.16	4.08	52.01	4.24
	70.0	22.58	3.28	27.43	3.45	32.28	3.61	37.13	3.77	42.95	3.97	46.83	4.10	51.68	4.26
	71.6	22.32	3.30	27.17	3.46	32.02	3.63	36.87	3.79	42.69	3.99	46.57	4.12	51.42	4.28
	75.2	21.72	3.34	26.57	3.50	31.42	3.66	36.27	3.83	42.09	4.02	45.97	4.15	50.82	4.32
FTXS09L + FTXS09L + FTXS15L + CDXS15L	60.8	23.62	2.89	28.37	3.03	33.13	3.18	37.88	3.33	43.59	3.51	47.39	3.63	52.14	3.77
	64.4	23.04	2.92	27.79	3.07	32.55	3.21	37.30	3.36	43.00	3.54	46.81	3.66	51.56	3.81
	68.0	22.46	2.95	27.21	3.10	31.96	3.25	36.72	3.39	42.42	3.57	46.23	3.69	50.98	3.84
	70.0	22.13	2.97	26.89	3.12	31.64	3.26	36.40	3.41	42.10	3.59	45.90	3.71	50.66	3.86
	71.6	21.88	2.98	26.63	3.13	31.38	3.28	36.14	3.43	41.84	3.60	45.64	3.72	50.40	3.87
	75.2	21.29	3.02	26.05	3.16	30.80	3.31	35.56	3.46	41.26	3.64	45.06	3.75	49.82	3.90
FTXS09L + FTXS09L + CDXS15L + CDXS15L	60.8	23.17	2.95	27.83	3.10	32.50	3.25	37.16	3.40	42.76	3.59	46.49	3.71	51.15	3.86
	64.4	22.60	2.98	27.26	3.13	31.93	3.29	36.59	3.44	42.19	3.62	45.92	3.74	50.58	3.89
	68.0	22.03	3.02	26.69	3.17	31.36	3.32	36.02	3.47	41.62	3.65	45.35	3.77	50.01	3.92
	70.0	21.71	3.04	26.38	3.19	31.04	3.34	35.70	3.49	41.30	3.67	45.03	3.79	49.69	3.94
	71.6	21.46	3.05	26.12	3.20	30.79	3.35	35.45	3.50	41.05	3.68	44.78	3.81	49.44	3.96
	75.2	20.89	3.08	25.55	3.23	30.22	3.39	34.88	3.54	40.48	3.72	44.21	3.84	48.87	3.99
FTXS09L + FDXS09L + FTXS15L + FTXS15L	60.8	23.62	2.87	28.37	3.02	33.13	3.16	37.88	3.31	43.59	3.49	47.39	3.61	52.14	3.75
	64.4	23.04	2.90	27.79	3.05	32.55	3.20	37.30	3.34	43.00	3.52	46.81	3.64	51.56	3.78
	68.0	22.46	2.93	27.21	3.08	31.96	3.23	36.72	3.38	42.42	3.55	46.23	3.67	50.98	3.82
	70.0	22.13	2.95	26.89	3.10	31.64	3.25	36.40	3.39	42.10	3.57	45.90	3.69	50.66	3.83
	71.6	21.88	2.97	26.63	3.11	31.38	3.26	36.14	3.41	41.84	3.58	45.64	3.70	50.40	3.85
	75.2	21.29	3.00	26.05	3.15	30.80	3.29	35.56	3.44	41.26	3.62	45.06	3.73	49.82	3.88
FTXS09L + FDXS09L + FTXS15L + CDXS15L	60.8	23.17	2.84	27.83	2.98	32.50	3.13	37.16	3.27	42.76	3.45	46.49	3.57	51.15	3.71
	64.4	22.60	2.87	27.26	3.02	31.93	3.16	36.59	3.31	42.19	3.48	45.92	3.60	50.58	3.74
	68.0	22.03	2.90	26.69	3.05	31.36	3.19	36.02	3.34	41.62	3.51	45.35	3.63	50.01	3.77
	70.0	21.71	2.92	26.38	3.06	31.04	3.21	35.70	3.36	41.30	3.53	45.03	3.65	49.69	3.79
	71.6	21.46	2.93	26.12	3.08	30.79	3.22	35.45	3.37	41.05	3.54	44.78	3.66	49.44	3.81
	75.2	20.89	2.97	25.55	3.11	30.22	3.26	34.88	3.40	40.48	3.58	44.21	3.69	48.87	3.84
FTXS09L + FDXS09L + CDXS15L + CDXS15L	60.8	22.67	2.45	27.23	2.58	31.79	2.70	36.35	2.83	41.83	2.98	45.48	3.08	50.04	3.21
	64.4	22.11	2.48	26.67	2.61	31.23	2.73	35.79	2.86	41.27	3.01	44.92	3.11	49.48	3.23
	68.0	21.55	2.51	26.11	2.63	30.67	2.76	35.24	2.88	40.71	3.03	44.36	3.14	48.92	3.26
	70.0	21.24	2.52	25.80	2.65	30.36	2.77	34.93	2.90	40.40	3.05	44.05	3.15	48.61	3.28
	71.6	20.99	2.53	25.55	2.66	30.12	2.79	34.68	2.91	40.15	3.06	43.80	3.16	48.36	3.29
	75.2	20.43	2.56	25.00	2.69	29.56	2.81	34.12	2.94	39.59	3.09	43.24	3.19	47.81	3.32
FDXS09L + FDXS09L + FTXS15L + FTXS15L	60.8	23.17	2.95	27.83	3.10	32.50	3.25	37.16	3.40	42.76	3.59	46.49	3.71	51.15	3.86
	64.4	22.60	2.98	27.26	3.13	31.93	3.29	36.59	3.44	42.19	3.62	45.92	3.74	50.58	3.89
	68.0	22.03	3.02	26.69	3.17	31.36	3.32	36.02	3.47	41.62	3.65	45.35	3.77	50.01	3.92
	70.0	21.71	3.04	26.38	3.19	31.04	3.34	35.70	3.49	41.30	3.67	45.03	3.79	49.69	3.94
	71.6	21.46	3.05	26.12	3.20	30.79	3.35	35.45	3.50	41.05	3.68	44.78	3.81	49.44	3.96
	75.2	20.89	3.08	25.55	3.23	30.22	3.39	34.88	3.54	40.48	3.72	44.21	3.84	48.87	3.99
FDXS09L + FDXS09L + FTXS15L + CDXS15L	60.8	22.67	2.53	27.23	2.66	31.79	2.79	36.35	2.92	41.83	3.08	45.48	3.18	50.04	3.31
	64.4	22.11	2.56	26.67	2.69	31.23	2.82	35.79	2.95	41.27	3.11	44.92	3.21	49.48	3.34
	68.0	21.55	2.59	26.11	2.72	30.67	2.85	35.24	2.98	40.71	3.13	44.36	3.24	48.92	3.37
	70.0	21.24	2.61	25.80	2.73	30.36	2.86	34.93	2.99	40.40	3.15	44.05	3.25	48.61	3.38
	71.6	20.99	2.62	25.55	2.75	30.12	2.88	34.68	3.01	40.15	3.16	43.80	3.27	48.36	3.40
	75.2	20.43	2.65	25.00	2.78	29.56	2.91	34.12	3.04	39.59	3.19	43.24	3.29	47.81	3.42

Combination (Capacity)	Indoor air temp. EDB	Outdoor air temp.:EWB													
		5.0		14.0		23.0		32.0		43.0		50.0		59.0	
		TC	PI	TC	PI	TC	PI	TC	PI	TC	PI	TC	PI	TC	PI
		kBtu/h	kW	kBtu/h	kW	kBtu/h	kW	kBtu/h	kW	kBtu/h	kW	kBtu/h	kW	kBtu/h	kW
FDXS09L + FDXS09L + CDXS15L + CDXS15L	60.8	22.16	2.32	26.62	2.43	31.08	2.55	35.54	2.67	40.89	2.81	44.46	2.91	48.92	3.03
	64.4	21.62	2.34	26.08	2.46	30.54	2.58	35.00	2.70	40.35	2.84	43.92	2.93	48.38	3.05
	68.0	21.07	2.37	25.53	2.49	29.99	2.60	34.45	2.72	39.80	2.87	43.37	2.96	47.83	3.08
	70.0	20.77	2.38	25.23	2.50	29.69	2.62	34.15	2.74	39.50	2.88	43.07	2.97	47.53	3.09
	71.6	20.52	2.39	24.98	2.51	29.45	2.63	33.91	2.75	39.26	2.89	42.83	2.99	47.29	3.11
	75.2	19.98	2.42	24.44	2.54	28.90	2.66	33.36	2.78	38.71	2.92	42.28	3.01	46.74	3.13
FTXS09L + FTXS12L + FTXS12L + FTXS12L	60.8	24.12	2.82	28.98	2.97	33.84	3.11	38.69	3.26	44.52	3.43	48.40	3.54	53.26	3.69
	64.4	23.53	2.85	28.39	3.00	33.24	3.14	38.10	3.29	43.92	3.46	47.81	3.58	52.66	3.72
	68.0	22.94	2.89	27.79	3.03	32.65	3.17	37.50	3.32	43.33	3.49	47.21	3.61	52.07	3.75
	70.0	22.61	2.90	27.46	3.05	32.32	3.19	37.17	3.34	43.00	3.51	46.88	3.63	51.74	3.77
	71.6	22.34	2.92	27.20	3.06	32.05	3.21	36.91	3.35	42.74	3.52	46.62	3.64	51.48	3.78
	75.2	21.75	2.95	26.60	3.09	31.46	3.24	36.32	3.38	42.14	3.56	46.03	3.67	50.88	3.82
FTXS09L + FTXS12L + FTXS12L + FDXS12L	60.8	23.62	2.48	28.37	2.61	33.13	2.74	37.88	2.87	43.59	3.02	47.39	3.12	52.14	3.25
	64.4	23.04	2.51	27.79	2.64	32.55	2.77	37.30	2.89	43.00	3.05	46.81	3.15	51.56	3.28
	68.0	22.46	2.54	27.21	2.67	31.96	2.79	36.72	2.92	42.42	3.07	46.23	3.18	50.98	3.30
	70.0	22.13	2.56	26.89	2.68	31.64	2.81	36.40	2.94	42.10	3.09	45.90	3.19	50.66	3.32
	71.6	21.88	2.57	26.63	2.70	31.38	2.82	36.14	2.95	41.84	3.10	45.64	3.20	50.40	3.33
	75.2	21.29	2.60	26.05	2.72	30.80	2.85	35.56	2.98	41.26	3.13	45.06	3.23	49.82	3.36
FTXS09L + FTXS12L + FDXS12L + FDXS12L	60.8	23.17	2.25	27.83	2.37	32.50	2.48	37.16	2.60	42.76	2.74	46.49	2.83	51.15	2.94
	64.4	22.60	2.28	27.26	2.39	31.93	2.51	36.59	2.62	42.19	2.76	45.92	2.85	50.58	2.97
	68.0	22.03	2.30	26.69	2.42	31.36	2.53	36.02	2.65	41.62	2.79	45.35	2.88	50.01	2.99
	70.0	21.71	2.32	26.38	2.43	31.04	2.55	35.70	2.66	41.30	2.80	45.03	2.89	49.69	3.01
	71.6	21.46	2.33	26.12	2.44	30.79	2.56	35.45	2.67	41.05	2.81	44.78	2.90	49.44	3.02
	75.2	20.89	2.35	25.55	2.47	30.22	2.58	34.88	2.70	40.48	2.84	44.21	2.93	48.87	3.04
FTXS09L + FDXS12L + FDXS12L + FDXS12L	60.8	22.67	2.17	27.23	2.28	31.79	2.39	36.35	2.50	41.83	2.64	45.48	2.73	50.04	2.84
	64.4	22.11	2.20	26.67	2.31	31.23	2.42	35.79	2.53	41.27	2.66	44.92	2.75	49.48	2.86
	68.0	21.55	2.22	26.11	2.33	30.67	2.44	35.24	2.55	40.71	2.69	44.36	2.78	48.92	2.89
	70.0	21.24	2.23	25.80	2.34	30.36	2.46	34.93	2.57	40.40	2.70	44.05	2.79	48.61	2.90
	71.6	20.99	2.24	25.55	2.36	30.12	2.47	34.68	2.58	40.15	2.71	43.80	2.80	48.36	2.91
	75.2	20.43	2.27	25.00	2.38	29.56	2.49	34.12	2.60	39.59	2.74	43.24	2.82	47.81	2.94
FDXS09L + FTXS12L + FTXS12L + FTXS12L	60.8	23.62	2.56	28.37	2.69	33.13	2.82	37.88	2.95	43.59	3.11	47.39	3.21	52.14	3.34
	64.4	23.04	2.59	27.79	2.72	32.55	2.85	37.30	2.98	43.00	3.14	46.81	3.24	51.56	3.37
	68.0	22.46	2.61	27.21	2.75	31.96	2.88	36.72	3.01	42.42	3.16	46.23	3.27	50.98	3.40
	70.0	22.13	2.63	26.89	2.76	31.64	2.89	36.40	3.02	42.10	3.18	45.90	3.28	50.66	3.42
	71.6	21.88	2.64	26.63	2.77	31.38	2.90	36.14	3.04	41.84	3.19	45.64	3.30	50.40	3.43
	75.2	21.29	2.67	26.05	2.80	30.80	2.93	35.56	3.06	41.26	3.22	45.06	3.33	49.82	3.46
FDXS09L + FTXS12L + FTXS12L + FDXS12L	60.8	23.17	2.32	27.83	2.43	32.50	2.55	37.16	2.67	42.76	2.81	46.49	2.91	51.15	3.03
	64.4	22.60	2.34	27.26	2.46	31.93	2.58	36.59	2.70	42.19	2.84	45.92	2.93	50.58	3.05
	68.0	22.03	2.37	26.69	2.49	31.36	2.60	36.02	2.72	41.62	2.87	45.35	2.96	50.01	3.08
	70.0	21.71	2.38	26.38	2.50	31.04	2.62	35.70	2.74	41.30	2.88	45.03	2.97	49.69	3.09
	71.6	21.46	2.39	26.12	2.51	30.79	2.63	35.45	2.75	41.05	2.89	44.78	2.99	49.44	3.11
	75.2	20.89	2.42	25.55	2.54	30.22	2.66	34.88	2.78	40.48	2.92	44.21	3.01	48.87	3.13
FDXS09L + FTXS12L + FDXS12L + FDXS12L	60.8	22.67	2.18	27.23	2.29	31.79	2.40	36.35	2.51	41.83	2.65	45.48	2.74	50.04	2.85
	64.4	22.11	2.20	26.67	2.31	31.23	2.43	35.79	2.54	41.27	2.67	44.92	2.76	49.48	2.87
	68.0	21.55	2.23	26.11	2.34	30.67	2.45	35.24	2.56	40.71	2.70	44.36	2.79	48.92	2.90
	70.0	21.24	2.24	25.80	2.35	30.36	2.46	34.93	2.58	40.40	2.71	44.05	2.80	48.61	2.91
	71.6	20.99	2.25	25.55	2.36	30.12	2.48	34.68	2.59	40.15	2.72	43.80	2.81	48.36	2.92
	75.2	20.43	2.28	25.00	2.39	29.56	2.50	34.12	2.61	39.59	2.75	43.24	2.83	47.81	2.95

Combination (Capacity)	Indoor air temp. EDB	Outdoor air temp.:EWB													
		5.0		14.0		23.0		32.0		43.0		50.0		59.0	
		TC	PI	TC	PI	TC	PI	TC	PI	TC	PI	TC	PI	TC	PI
		kBtu/h	kW	kBtu/h	kW	kBtu/h	kW	kBtu/h	kW	kBtu/h	kW	kBtu/h	kW	kBtu/h	kW
FDXS09L + FDXS12L + FDXS12L + FDXS12L	60.8	22.16	2.15	26.62	2.27	31.08	2.38	35.54	2.49	40.89	2.62	44.46	2.71	48.92	2.82
	64.4	21.62	2.18	26.08	2.29	30.54	2.40	35.00	2.51	40.35	2.64	43.92	2.73	48.38	2.84
	68.0	21.07	2.20	25.53	2.31	29.99	2.42	34.45	2.53	39.80	2.67	43.37	2.75	47.83	2.87
	70.0	20.77	2.22	25.23	2.33	29.69	2.44	34.15	2.55	39.50	2.68	43.07	2.77	47.53	2.88
	71.6	20.52	2.23	24.98	2.34	29.45	2.45	33.91	2.56	39.26	2.69	42.83	2.78	47.29	2.89
	75.2	19.98	2.25	24.44	2.36	28.90	2.47	33.36	2.58	38.71	2.71	42.28	2.80	46.74	2.91
FTXS09L + FTXS12L + FTXS12L + FTXS15L	60.8	24.12	2.85	28.98	2.99	33.84	3.14	38.69	3.28	44.52	3.46	48.40	3.58	53.26	3.72
	64.4	23.53	2.88	28.39	3.02	33.24	3.17	38.10	3.32	43.92	3.49	47.81	3.61	52.66	3.75
	68.0	22.94	2.91	27.79	3.06	32.65	3.20	37.50	3.35	43.33	3.52	47.21	3.64	52.07	3.78
	70.0	22.61	2.93	27.46	3.07	32.32	3.22	37.17	3.37	43.00	3.54	46.88	3.66	51.74	3.80
	71.6	22.34	2.94	27.20	3.09	32.05	3.23	36.91	3.38	42.74	3.55	46.62	3.67	51.48	3.82
	75.2	21.75	2.97	26.60	3.12	31.46	3.27	36.32	3.41	42.14	3.59	46.03	3.70	50.88	3.85
FTXS09L + FTXS12L + FTXS12L + CDXS15L	60.8	23.62	2.77	28.37	2.91	33.13	3.05	37.88	3.19	43.59	3.36	47.39	3.47	52.14	3.62
	64.4	23.04	2.80	27.79	2.94	32.55	3.08	37.30	3.22	43.00	3.39	46.81	3.51	51.56	3.65
	68.0	22.46	2.83	27.21	2.97	31.96	3.11	36.72	3.25	42.42	3.42	46.23	3.54	50.98	3.68
	70.0	22.13	2.85	26.89	2.99	31.64	3.13	36.40	3.27	42.10	3.44	45.90	3.55	50.66	3.69
	71.6	21.88	2.86	26.63	3.00	31.38	3.14	36.14	3.28	41.84	3.45	45.64	3.57	50.40	3.71
	75.2	21.29	2.89	26.05	3.03	30.80	3.17	35.56	3.31	41.26	3.48	45.06	3.60	49.82	3.74
FTXS09L + FTXS12L + FDXS12L + FTXS15L	60.8	23.62	2.87	28.37	3.02	33.13	3.16	37.88	3.31	43.59	3.49	47.39	3.61	52.14	3.75
	64.4	23.04	2.90	27.79	3.05	32.55	3.20	37.30	3.34	43.00	3.52	46.81	3.64	51.56	3.78
	68.0	22.46	2.93	27.21	3.08	31.96	3.23	36.72	3.38	42.42	3.55	46.23	3.67	50.98	3.82
	70.0	22.13	2.95	26.89	3.10	31.64	3.25	36.40	3.39	42.10	3.57	45.90	3.69	50.66	3.83
	71.6	21.88	2.97	26.63	3.11	31.38	3.26	36.14	3.41	41.84	3.58	45.64	3.70	50.40	3.85
	75.2	21.29	3.00	26.05	3.15	30.80	3.29	35.56	3.44	41.26	3.62	45.06	3.73	49.82	3.88
FTXS09L + FTXS12L + FDXS12L + CDXS15L	60.8	23.17	2.44	27.83	2.57	32.50	2.69	37.16	2.82	42.76	2.97	46.49	3.07	51.15	3.20
	64.4	22.60	2.47	27.26	2.60	31.93	2.72	36.59	2.85	42.19	3.00	45.92	3.10	50.58	3.22
	68.0	22.03	2.50	26.69	2.62	31.36	2.75	36.02	2.87	41.62	3.02	45.35	3.12	50.01	3.25
	70.0	21.71	2.51	26.38	2.64	31.04	2.76	35.70	2.89	41.30	3.04	45.03	3.14	49.69	3.27
	71.6	21.46	2.53	26.12	2.65	30.79	2.78	35.45	2.90	41.05	3.05	44.78	3.15	49.44	3.28
	75.2	20.89	2.55	25.55	2.68	30.22	2.80	34.88	2.93	40.48	3.08	44.21	3.18	48.87	3.30
FTXS09L + FDXS12L + FDXS12L + FTXS15L	60.8	23.17	2.54	27.83	2.67	32.50	2.80	37.16	2.93	42.76	3.09	46.49	3.19	51.15	3.32
	64.4	22.60	2.57	27.26	2.70	31.93	2.83	36.59	2.96	42.19	3.12	45.92	3.22	50.58	3.35
	68.0	22.03	2.60	26.69	2.73	31.36	2.86	36.02	2.99	41.62	3.14	45.35	3.25	50.01	3.38
	70.0	21.71	2.61	26.38	2.74	31.04	2.87	35.70	3.00	41.30	3.16	45.03	3.26	49.69	3.39
	71.6	21.46	2.63	26.12	2.76	30.79	2.89	35.45	3.02	41.05	3.17	44.78	3.28	49.44	3.41
	75.2	20.89	2.65	25.55	2.78	30.22	2.91	34.88	3.04	40.48	3.20	44.21	3.31	48.87	3.44
FTXS09L + FDXS12L + FDXS12L + CDXS15L	60.8	22.67	2.28	27.23	2.39	31.79	2.51	36.35	2.62	41.83	2.76	45.48	2.86	50.04	2.97
	64.4	22.11	2.30	26.67	2.42	31.23	2.53	35.79	2.65	41.27	2.79	44.92	2.88	49.48	3.00
	68.0	21.55	2.33	26.11	2.44	30.67	2.56	35.24	2.68	40.71	2.82	44.36	2.91	48.92	3.03
	70.0	21.24	2.34	25.80	2.46	30.36	2.57	34.93	2.69	40.40	2.83	44.05	2.92	48.61	3.04
	71.6	20.99	2.35	25.55	2.47	30.12	2.58	34.68	2.70	40.15	2.84	43.80	2.93	48.36	3.05
	75.2	20.43	2.38	25.00	2.49	29.56	2.61	34.12	2.73	39.59	2.87	43.24	2.96	47.81	3.08
FDXS09L + FTXS12L + FTXS12L + FTXS15L	60.8	23.62	2.89	28.37	3.03	33.13	3.18	37.88	3.33	43.59	3.51	47.39	3.63	52.14	3.77
	64.4	23.04	2.92	27.79	3.07	32.55	3.21	37.30	3.36	43.00	3.54	46.81	3.66	51.56	3.81
	68.0	22.46	2.95	27.21	3.10	31.96	3.25	36.72	3.39	42.42	3.57	46.23	3.69	50.98	3.84
	70.0	22.13	2.97	26.89	3.12	31.64	3.26	36.40	3.41	42.10	3.59	45.90	3.71	50.66	3.86
	71.6	21.88	2.98	26.63	3.13	31.38	3.28	36.14	3.43	41.84	3.60	45.64	3.72	50.40	3.87
	75.2	21.29	3.02	26.05	3.16	30.80	3.31	35.56	3.46	41.26	3.64	45.06	3.75	49.82	3.90

Combination (Capacity)	Indoor air temp. EDB	Outdoor air temp.:EWB													
		5.0		14.0		23.0		32.0		43.0		50.0		59.0	
		TC	PI	TC	PI	TC	PI	TC	PI	TC	PI	TC	PI	TC	PI
		kBtu/h	kW	kBtu/h	kW	kBtu/h	kW	kBtu/h	kW	kBtu/h	kW	kBtu/h	kW	kBtu/h	kW
FDXS09L + FTXS12L + FTXS12L + CDXS15L	60.8	23.17	2.56	27.83	2.69	32.50	2.82	37.16	2.95	42.76	3.11	46.49	3.21	51.15	3.34
	64.4	22.60	2.59	27.26	2.72	31.93	2.85	36.59	2.98	42.19	3.14	45.92	3.24	50.58	3.37
	68.0	22.03	2.61	26.69	2.75	31.36	2.88	36.02	3.01	41.62	3.16	45.35	3.27	50.01	3.40
	70.0	21.71	2.63	26.38	2.76	31.04	2.89	35.70	3.02	41.30	3.18	45.03	3.28	49.69	3.42
	71.6	21.46	2.64	26.12	2.77	30.79	2.90	35.45	3.04	41.05	3.19	44.78	3.30	49.44	3.43
	75.2	20.89	2.67	25.55	2.80	30.22	2.93	34.88	3.06	40.48	3.22	44.21	3.33	48.87	3.46
FDXS09L + FTXS12L + FDXS12L + FTXS15L	60.8	23.17	2.62	27.83	2.76	32.50	2.89	37.16	3.02	42.76	3.18	46.49	3.29	51.15	3.43
	64.4	22.60	2.65	27.26	2.78	31.93	2.92	36.59	3.05	42.19	3.21	45.92	3.32	50.58	3.46
	68.0	22.03	2.68	26.69	2.81	31.36	2.95	36.02	3.08	41.62	3.24	45.35	3.35	50.01	3.49
	70.0	21.71	2.70	26.38	2.83	31.04	2.96	35.70	3.10	41.30	3.26	45.03	3.37	49.69	3.50
	71.6	21.46	2.71	26.12	2.84	30.79	2.98	35.45	3.11	41.05	3.27	44.78	3.38	49.44	3.51
	75.2	20.89	2.74	25.55	2.87	30.22	3.01	34.88	3.14	40.48	3.30	44.21	3.41	48.87	3.54
FDXS09L + FTXS12L + FDXS12L + CDXS15L	60.8	22.67	2.33	27.23	2.45	31.79	2.57	36.35	2.69	41.83	2.83	45.48	2.93	50.04	3.05
	64.4	22.11	2.36	26.67	2.48	31.23	2.60	35.79	2.72	41.27	2.86	44.92	2.95	49.48	3.07
	68.0	21.55	2.38	26.11	2.50	30.67	2.62	35.24	2.74	40.71	2.89	44.36	2.98	48.92	3.10
	70.0	21.24	2.40	25.80	2.52	30.36	2.64	34.93	2.76	40.40	2.90	44.05	3.00	48.61	3.11
	71.6	20.99	2.41	25.55	2.53	30.12	2.65	34.68	2.77	40.15	2.91	43.80	3.01	48.36	3.13
	75.2	20.43	2.44	25.00	2.56	29.56	2.68	34.12	2.79	39.59	2.94	43.24	3.03	47.81	3.15
FDXS09L + FDXS12L + FDXS12L + FTXS15L	60.8	22.67	2.32	27.23	2.43	31.79	2.55	36.35	2.67	41.83	2.81	45.48	2.91	50.04	3.03
	64.4	22.11	2.34	26.67	2.46	31.23	2.58	35.79	2.70	41.27	2.84	44.92	2.93	49.48	3.05
	68.0	21.55	2.37	26.11	2.49	30.67	2.60	35.24	2.72	40.71	2.87	44.36	2.96	48.92	3.08
	70.0	21.24	2.38	25.80	2.50	30.36	2.62	34.93	2.74	40.40	2.88	44.05	2.97	48.61	3.09
	71.6	20.99	2.39	25.55	2.51	30.12	2.63	34.68	2.75	40.15	2.89	43.80	2.99	48.36	3.11
	75.2	20.43	2.42	25.00	2.54	29.56	2.66	34.12	2.78	39.59	2.92	43.24	3.01	47.81	3.13
FDXS09L + FDXS12L + FDXS12L + CDXS15L	60.8	22.16	2.21	26.62	2.32	31.08	2.44	35.54	2.55	40.89	2.69	44.46	2.78	48.92	2.89
	64.4	21.62	2.24	26.08	2.35	30.54	2.46	35.00	2.58	40.35	2.71	43.92	2.80	48.38	2.92
	68.0	21.07	2.26	25.53	2.37	29.99	2.49	34.45	2.60	39.80	2.74	43.37	2.83	47.83	2.94
	70.0	20.77	2.27	25.23	2.39	29.69	2.50	34.15	2.61	39.50	2.75	43.07	2.84	47.53	2.95
	71.6	20.52	2.29	24.98	2.40	29.45	2.51	33.91	2.63	39.26	2.76	42.83	2.85	47.29	2.96
	75.2	19.98	2.31	24.44	2.42	28.90	2.54	33.36	2.65	38.71	2.79	42.28	2.88	46.74	2.99
FTXS12L + FTXS12L + FTXS12L + FTXS12L	60.8	24.12	2.45	28.98	2.58	33.84	2.70	38.69	2.83	44.52	2.98	48.40	3.08	53.26	3.21
	64.4	23.53	2.48	28.39	2.61	33.24	2.73	38.10	2.86	43.92	3.01	47.81	3.11	52.66	3.23
	68.0	22.94	2.51	27.79	2.63	32.65	2.76	37.50	2.88	43.33	3.03	47.21	3.14	52.07	3.26
	70.0	22.61	2.52	27.46	2.65	32.32	2.77	37.17	2.90	43.00	3.05	46.88	3.15	51.74	3.28
	71.6	22.34	2.53	27.20	2.66	32.05	2.79	36.91	2.91	42.74	3.06	46.62	3.16	51.48	3.29
	75.2	21.75	2.56	26.60	2.69	31.46	2.81	36.32	2.94	42.14	3.09	46.03	3.19	50.88	3.32
FTXS12L + FTXS12L + FTXS12L + FDXS12L	60.8	23.62	2.56	28.37	2.69	33.13	2.82	37.88	2.95	43.59	3.11	47.39	3.21	52.14	3.34
	64.4	23.04	2.59	27.79	2.72	32.55	2.85	37.30	2.98	43.00	3.14	46.81	3.24	51.56	3.37
	68.0	22.46	2.61	27.21	2.75	31.96	2.88	36.72	3.01	42.42	3.16	46.23	3.27	50.98	3.40
	70.0	22.13	2.63	26.89	2.76	31.64	2.89	36.40	3.02	42.10	3.18	45.90	3.28	50.66	3.42
	71.6	21.88	2.64	26.63	2.77	31.38	2.90	36.14	3.04	41.84	3.19	45.64	3.30	50.40	3.43
	75.2	21.29	2.67	26.05	2.80	30.80	2.93	35.56	3.06	41.26	3.22	45.06	3.33	49.82	3.46
FTXS12L + FTXS12L + FDXS12L + FDXS12L	60.8	23.17	2.32	27.83	2.43	32.50	2.55	37.16	2.67	42.76	2.81	46.49	2.91	51.15	3.03
	64.4	22.60	2.34	27.26	2.46	31.93	2.58	36.59	2.70	42.19	2.84	45.92	2.93	50.58	3.05
	68.0	22.03	2.37	26.69	2.49	31.36	2.60	36.02	2.72	41.62	2.87	45.35	2.96	50.01	3.08
	70.0	21.71	2.38	26.38	2.50	31.04	2.62	35.70	2.74	41.30	2.88	45.03	2.97	49.69	3.09
	71.6	21.46	2.39	26.12	2.51	30.79	2.63	35.45	2.75	41.05	2.89	44.78	2.99	49.44	3.11
	75.2	20.89	2.42	25.55	2.54	30.22	2.66	34.88	2.78	40.48	2.92	44.21	3.01	48.87	3.13

Combination (Capacity)	Indoor air temp. EDB	Outdoor air temp.:EWB													
		5.0		14.0		23.0		32.0		43.0		50.0		59.0	
		TC	PI	TC	PI	TC	PI	TC	PI	TC	PI	TC	PI	TC	PI
		kBtu/h	kW	kBtu/h	kW	kBtu/h	kW	kBtu/h	kW	kBtu/h	kW	kBtu/h	kW	kBtu/h	kW
FTXS12L + FDXS12L + FDXS12L + FDXS12L	60.8	22.67	2.18	27.23	2.29	31.79	2.40	36.35	2.51	41.83	2.65	45.48	2.74	50.04	2.85
	64.4	22.11	2.20	26.67	2.31	31.23	2.43	35.79	2.54	41.27	2.67	44.92	2.76	49.48	2.87
	68.0	21.55	2.23	26.11	2.34	30.67	2.45	35.24	2.56	40.71	2.70	44.36	2.79	48.92	2.90
	70.0	21.24	2.24	25.80	2.35	30.36	2.46	34.93	2.58	40.40	2.71	44.05	2.80	48.61	2.91
	71.6	20.99	2.25	25.55	2.36	30.12	2.48	34.68	2.59	40.15	2.72	43.80	2.81	48.36	2.92
	75.2	20.43	2.28	25.00	2.39	29.56	2.50	34.12	2.61	39.59	2.75	43.24	2.83	47.81	2.95
FDXS12L + FDXS12L + FDXS12L + FDXS12L	60.8	22.16	2.15	26.62	2.27	31.08	2.38	35.54	2.49	40.89	2.62	44.46	2.71	48.92	2.82
	64.4	21.62	2.18	26.08	2.29	30.54	2.40	35.00	2.51	40.35	2.64	43.92	2.73	48.38	2.84
	68.0	21.07	2.20	25.53	2.31	29.99	2.42	34.45	2.53	39.80	2.67	43.37	2.75	47.83	2.87
	70.0	20.77	2.22	25.23	2.33	29.69	2.44	34.15	2.55	39.50	2.68	43.07	2.77	47.53	2.88
	71.6	20.52	2.23	24.98	2.34	29.45	2.45	33.91	2.56	39.26	2.69	42.83	2.78	47.29	2.89
	75.2	19.98	2.25	24.44	2.36	28.90	2.47	33.36	2.58	38.71	2.71	42.28	2.80	46.74	2.91

Symbols:

EDB : Entering dry bulb temp. (°F)
EWB : Entering wet bulb temp. (°F)
TC : Total capacity (kBtu/h)
PI : Power input (kW)

Notes:

1. Ratings shown are net capacities which include a deduction for indoor fan motor heat.
2. shows max capacities and power input.
3. TC and PI must be calculated by interpolation using the figures in the above tables. (Figures out of the tables should not be used for calculation.)
4. Capacities are based on the following conditions.
5. Corresponding refrigerant piping length : 25 ft

3D094073B ~ 3D094079B
3D094080B ~ 3D094089B
3D094090B ~ 3D094099B
3D094100B ~ 3D094109B
3D094110B ~ 3D094112B

7.4 Capacity Correction Factor by the Length of Refrigerant Piping (Reference)

The cooling capacity and the heating capacity of the unit have to be corrected in accordance with the length of refrigerant piping — the distance between the indoor unit and the outdoor unit.

<— line: Cooling capacity>
<--- line: Heating capacity>

7.4.1 07/09/12/15/18 Class

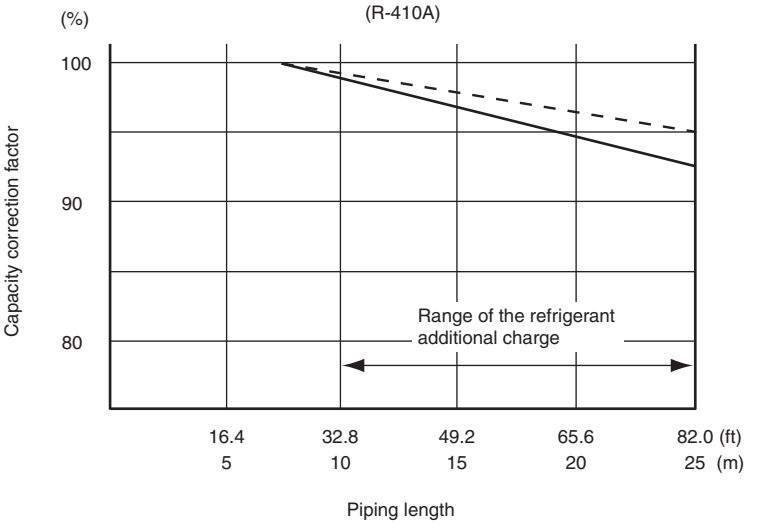

7.4.2 24 Class

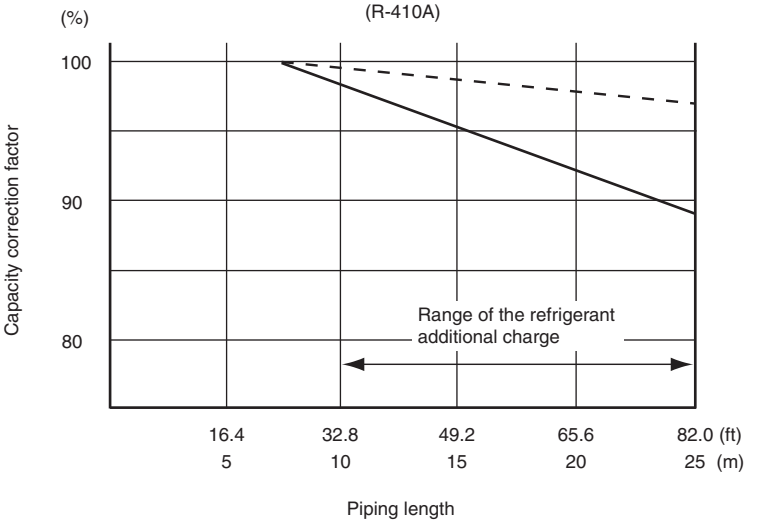

Notes:
1. The graphs show the factor when additional refrigerant of the proper quantity is charged.
2. The variation of the capacity will be smaller when only one indoor unit is in operation.

8. Operation Limit

2MXS18NMVJUA, 3MXS24RMVJUA, 4MXS36RMVJUA

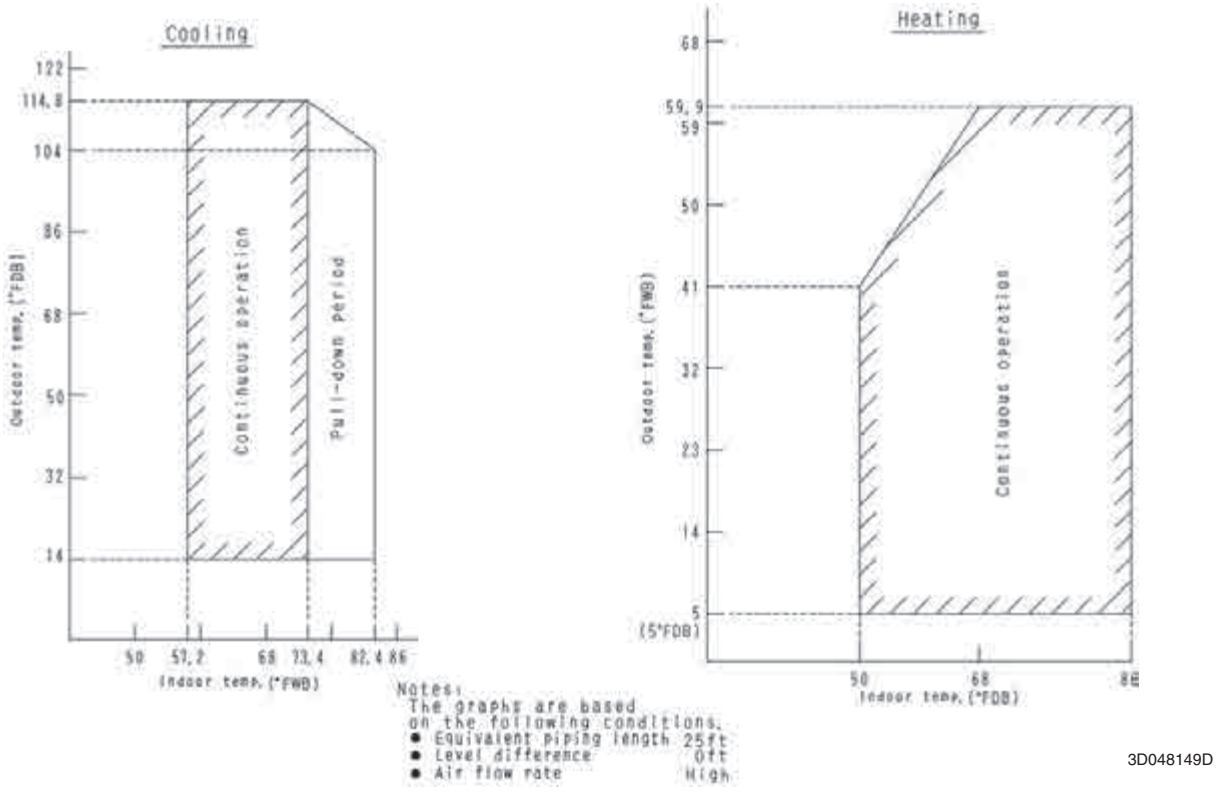

9. Fan Characteristics

9.1 External Static Pressure

CDXS07LVJU, FDXS09/12LVJU

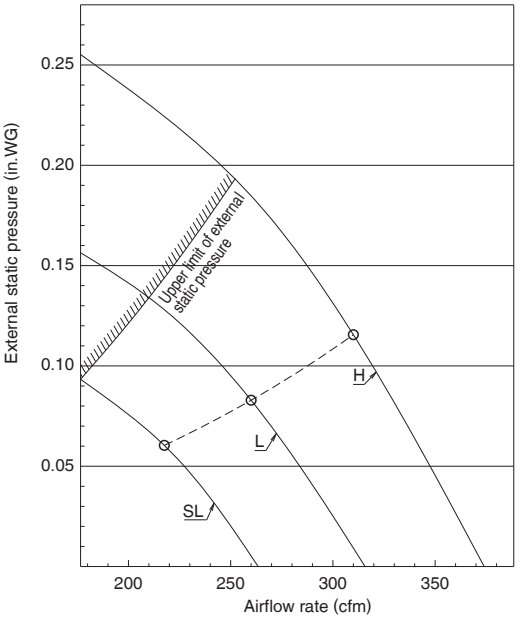

3D074625A

CDXS15/18LVJU

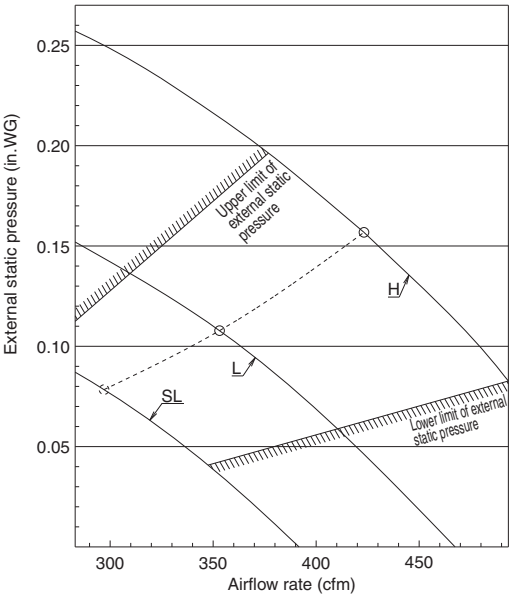

3D075306

1

CDXS24LVJU

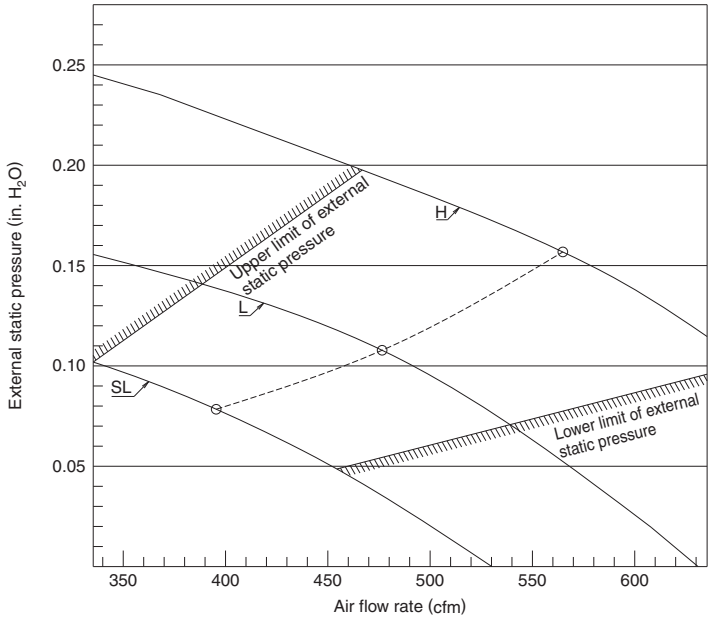

3D080595

FDMQ09RVJU

Fan characteristics ①

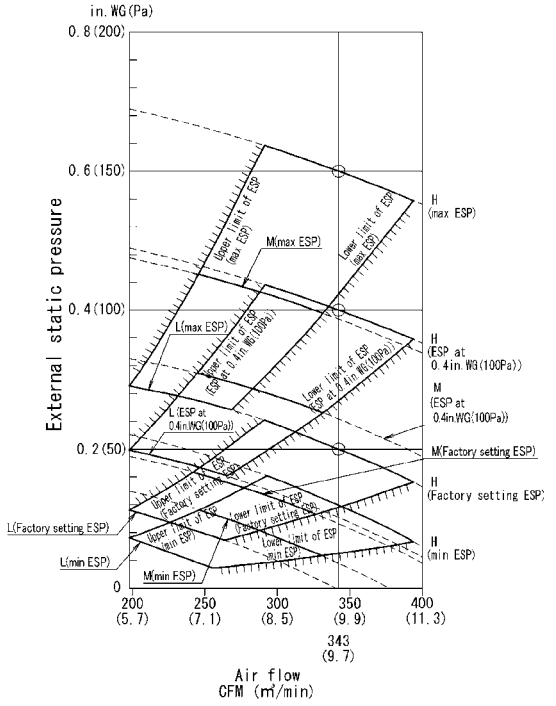

Fan characteristics ②
(For field setting of remote controller)

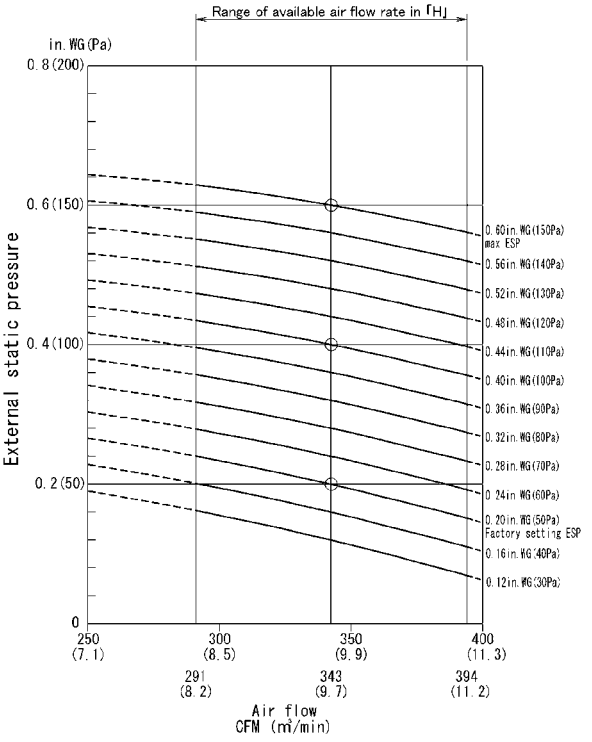

Notes:
1. Fan characteristics at the time of rear suction and bottom suction are similar to each other.
2. Fan characteristics① shows a representative of fan characteristics at the time of "Maximum ESP", "ESP at 0.4in.WG(100Pa)" "Factory setting ESP" and "Minimum ESP".
3. A remote controller can be used to change airflow rate of "H", "M" and "L".
4. Set the ESP on suction side to 0.4in.WG(100Pa) or less.
5. Fan characteristics② (for field setting of remote controller) shows fan characteristics of airflow "H" which can be charged in the field setting by a remote controller.
6. Select ESP setting in accordance with resistance of the connected duct by using Fan characteristics① and② (Factory setting ESP is 0.2in.WG(50Pa). See installation manual for ESP setting procedure.)
7. The ESP setting of this unit can be changed into 13 levels.
8. The value of Fan characteristics② mentioned in this drawing shows the ESP of rated airflow.

ESP : external static pressure

3D113100

1

FDMQ12RVJU

Fan characteristics ①

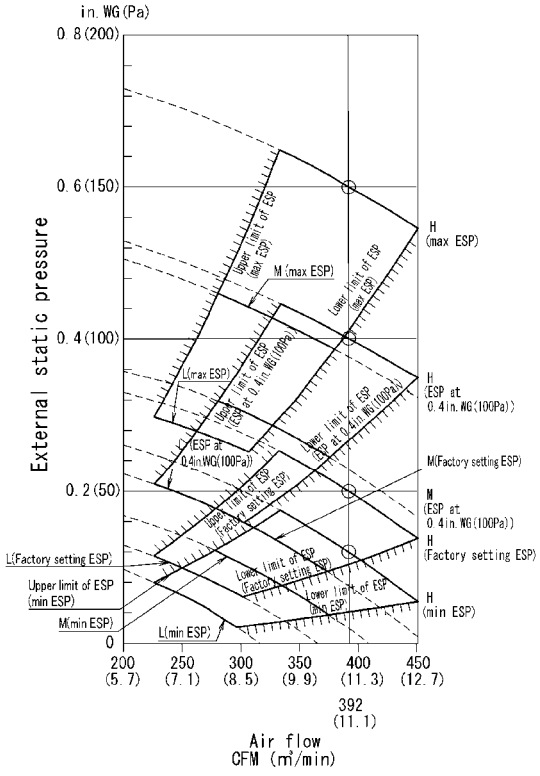

Fan characteristics ②
(For field setting of remote controller)

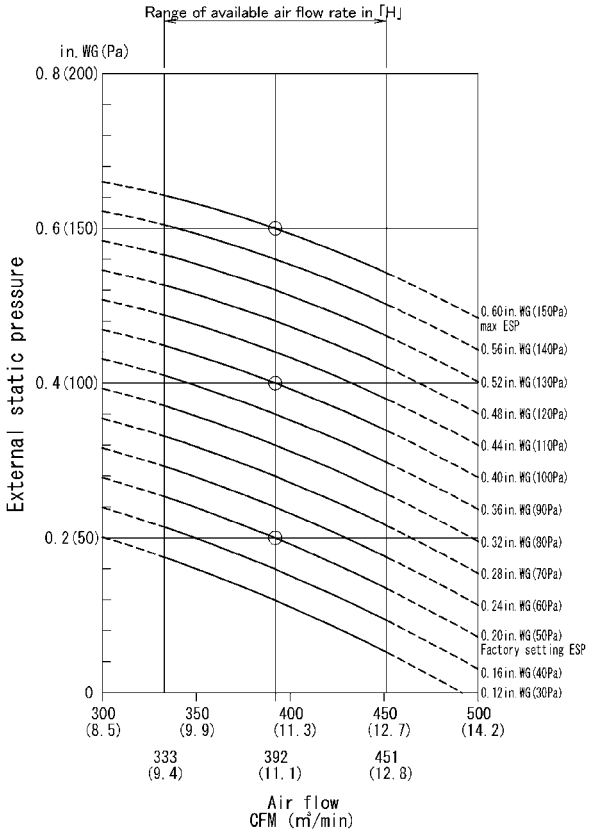

Notes:
1. Fan characteristics at the time of rear suction and bottom suction are similar to each other.
2. Fan characteristics ① shows a representative of fan characteristics at the time of "Maximum ESP", "ESP at 0.4in. WG(100Pa)" "Factory setting ESP" and "Minimum ESP".
3. A remote controller can be used to change airflow rate of "H", "M" and "L".
4. Set the ESP on suction side to 0.4in. WG(100Pa) or less.
5. Fan characteristics ② (for field setting of remote controller) shows fan characteristics of airflow "H" which car be changed in the field setting by a remote controller.
6. Select ESP setting in accordance with resistance of the connected duct by using Fan characteristics ① and ② (Factory setting ESP is 0.2in. WG(50Pa). See installation manual for ESP setting procedure.)
7. The ESP setting of this unit can be changed into 13 levels.
8. The value of Fan characteristics ② mentionec in this drawing shows the ESP of rated airflow.

ESP : external static pressure

3D113121

FDMQ15RVJU

Fan characteristics ①

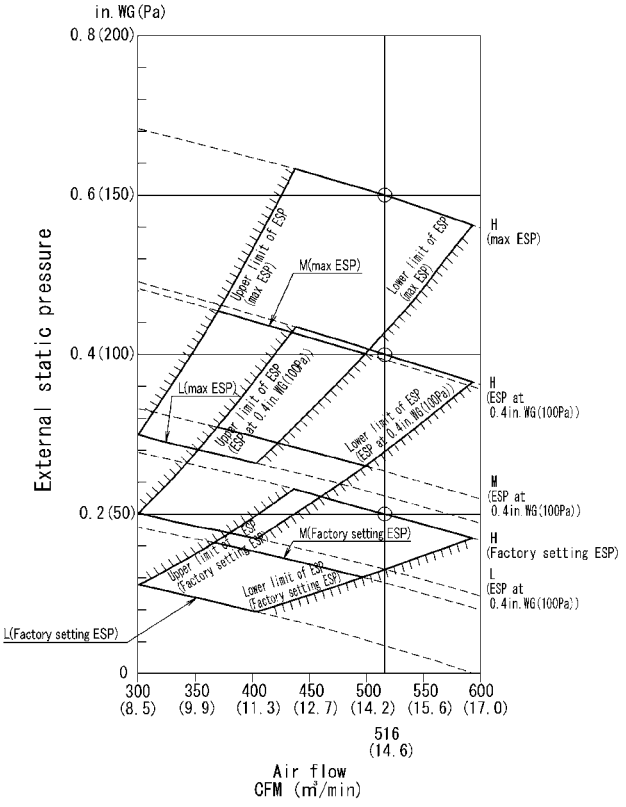

Fan characteristics ②
(For field setting of remote controller)

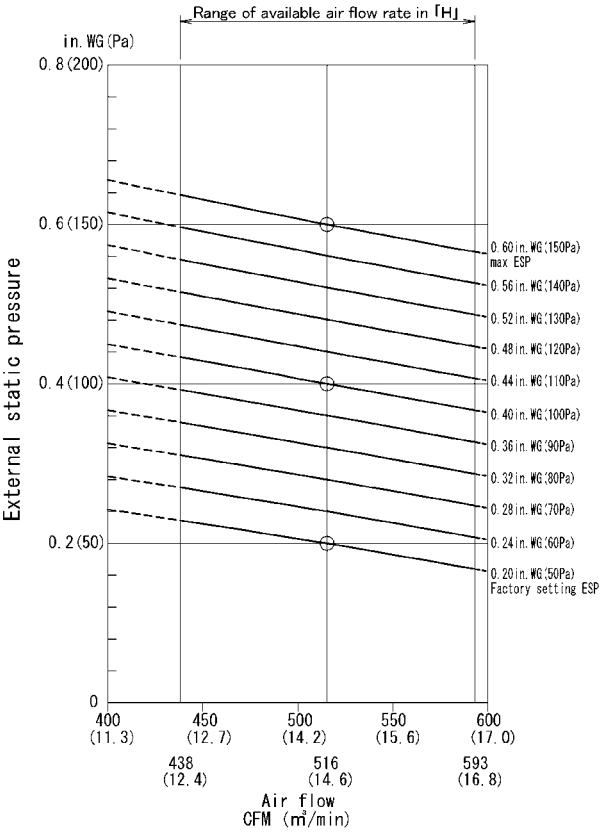

Notes:
1. Fan characteristics at the time of rear suction and bottom suction are similar to each other.
2. Fan characteristics ① shows a representative of fan characteristics at the time of "Maximum ESP", "ESP at 0.4in.WG(100Pa)" and "Factory setting ESP".
3. A remote controller can be used to change airflow rate of "H", "M" and "L".
4. Set the ESP on suction side to 0.4in.WG(100Pa) or less.
5. Fan characteristics ② (for field setting of remote controller) shows fan characteristics of airflow "H" which can be changed in the field setting by a remote controller.
6. Select ESP setting in accordance with resistance of the connected duct by using Fan characteristics ① and ② (Factory setting ESP is 0.2in.WG(50Pa). See installation manual for ESP setting procedure.)
7. The ESP setting of this unit can be changed into 11 levels.
8. The value of Fan characteristics ② mentioned in this drawing shows the ESP of rated airflow.

ESP : external static pressure

3D113123

FDMQ18RVJU

Fan characteristics ①

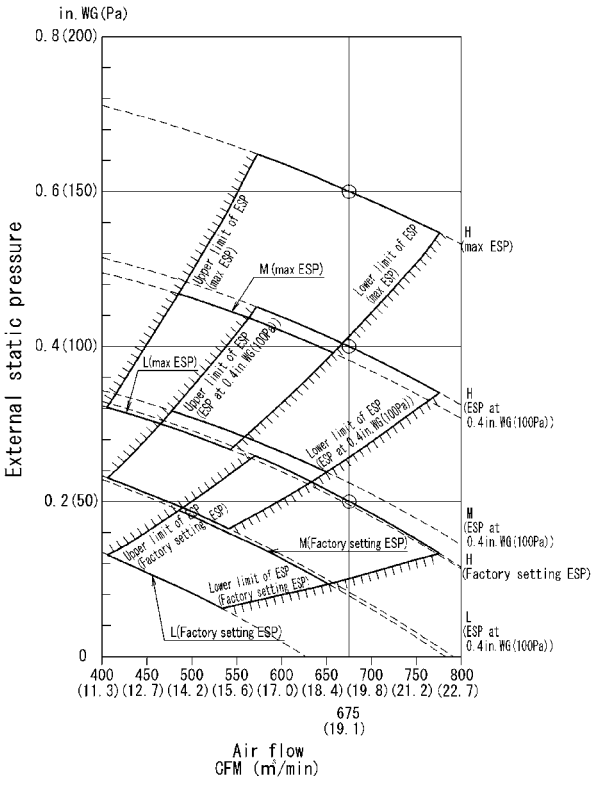

Fan characteristics ②
(For field setting of remote controller)

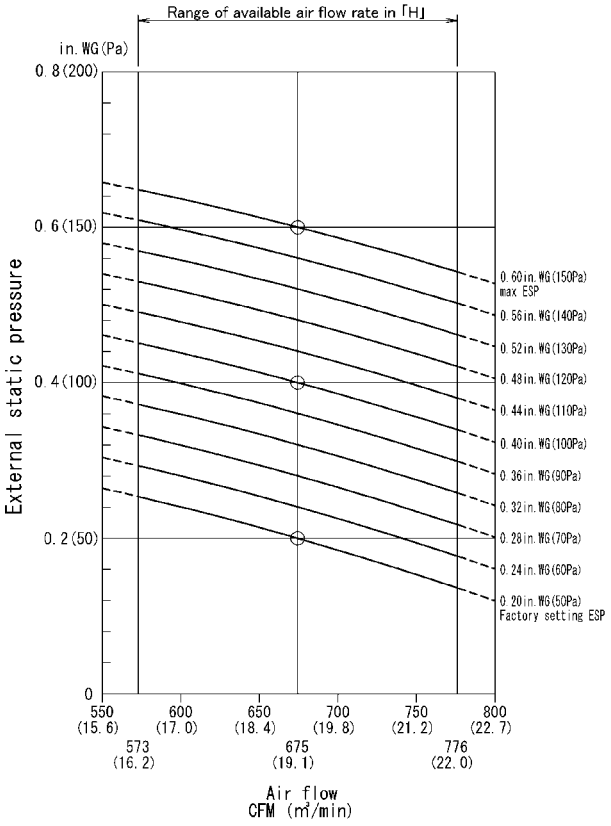

Notes:
1. Fan characteristics at the time of rear suction and bottom suction are similar to each other.
2. Fan characteristics ① shows a representative of fan characteristics at the time of "Maximum ESP", "ESP at 0.4in.WG(100Pa)" and "Factory setting ESP".
3. A remote controller can be used to change airflow rate of "H", "M" and "L".
4. Set the ESP on suction side to 0.4in.WG(100Pa) or less.
5. Fan characteristics ② (for field setting of remote controller) shows fan characteristics of airflow "H" which can be changed in the field setting by a remote controller.
6. Select ESP setting in accordance with resistance of the connected duct by using Fan characteristics ① and ② (Factory setting ESP is 0.2in.WG(50Pa). See installation manual for ESP setting procedure.)
7. The ESP setting of this unit can be changed into 11 levels.
8. The value of Fan characteristics ② mentioned in this drawing shows the ESP of rated airflow.

ESP : external static pressure

3D113126

FDMQ24RVJU

Fan characteristics ①

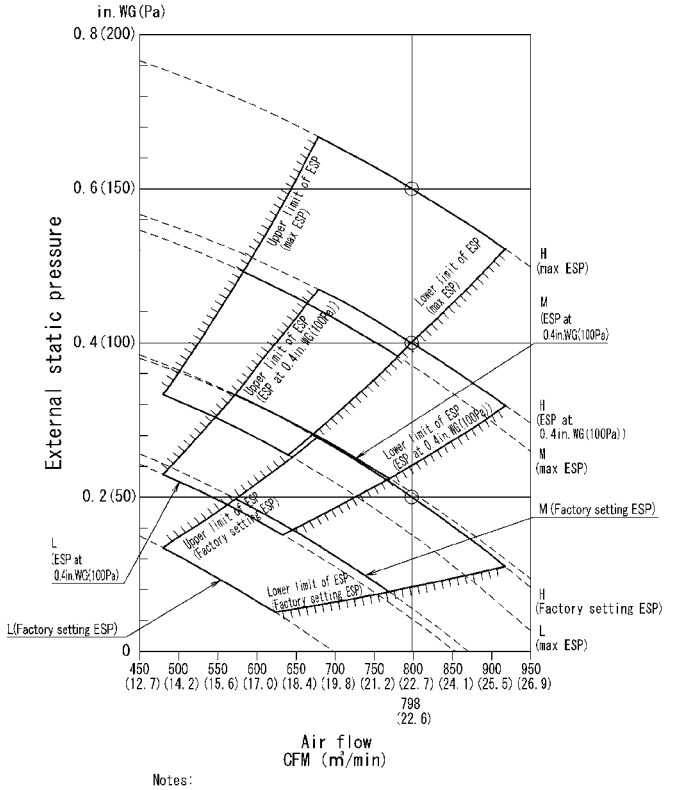

Fan characteristics ②
(For field setting of remote controller)

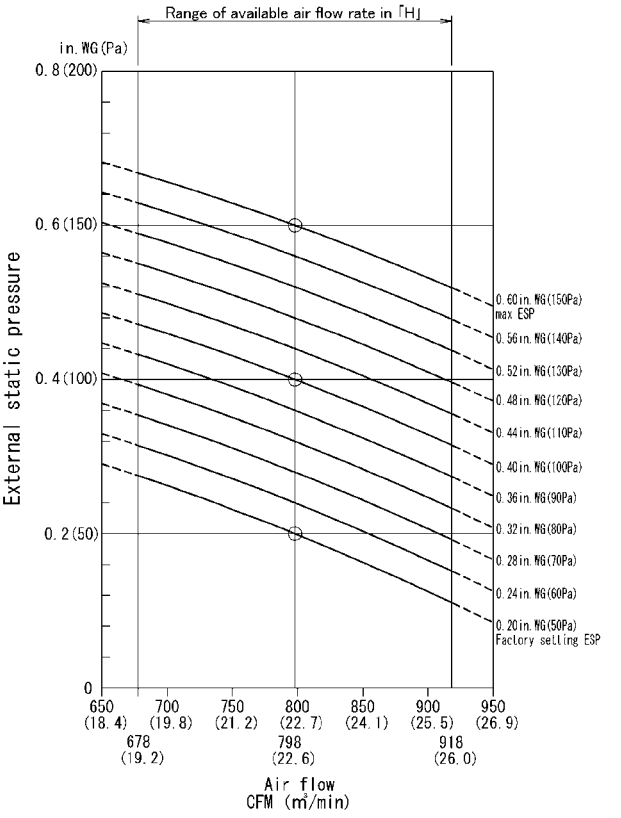

Notes:
1. Fan characteristics at the time of rear suction and bottom suction are similar to each other.
2. Fan characteristics ① shows a representative of fan characteristics at the time of "Maximum ESP", "ESP at 0.4in.WG(100Pa)" and "Factory setting ESP".
3. A remote controller can be used to change airflow rate of "H", "M" and "L".
4. Set the ESP on suction side to 0.4in.WG(100Pa) or less.
5. Fan characteristics ② (for field setting of remote controller) shows fan characteristics of airflow "H" which can be changed in the field setting by a remote controller.
6. Select ESP setting in accordance with resistance of the connected duct by using Fan characteristics ① and ② (Factory setting ESP is 0.2in.WG(50Pa). See installation manual for ESP setting procedure.)
7. The ESP setting of this unit can be changed irto 11 levels.
8. The value of Fan characteristics ② mentioned in this drawing shows the ESP of rated airflow.

ESP : external static pressure

3D113128

9.2 Airflow Auto Adjustment

FDMQ09RVJU

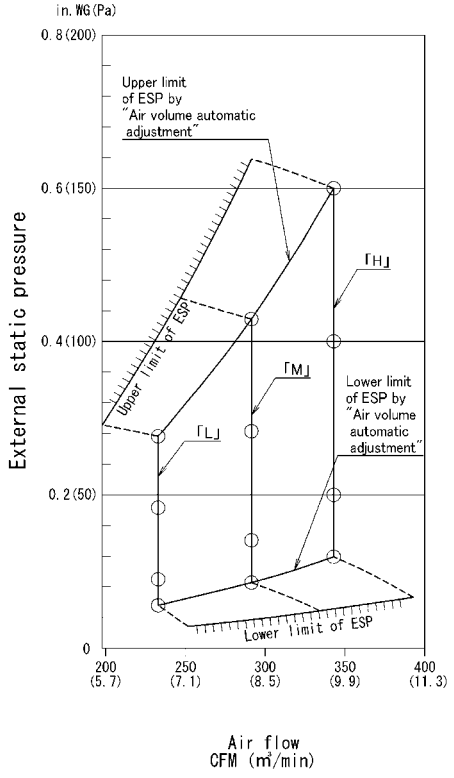

Notes :
1. This indoor unit has the "Air volume automatic adjustment" function, which automatically adjusts the air flow rate so as to be approximately in the range of ±10% of the rated value, at the time of installation.
2. After duct construction completion, please perform field setting "Air volume automatic adjustment " by remote controller.
3. About the field setting method of the "Air volume automatic adjustment", look at the installation manual which is attached to an indoor unit.
4. ESP that can adjust by "Air volume automatic adjustment" function is 0.12in.WG (30Pa) - 0.6in.WG(150Pa) (When air flow is "H").
5. If the unit is used beyond the range of the above-mentioned ESP, the air flow rate can not be well-adjusted automatically, and the unit will operate with the air flow rate different from the rated value.
6. This figure shows a fan characteristics at the time of "H" "M" and "L".
7. The remote controller can be used to change "H" "M" and "L".

ESP : external static pressure.

3D113101

FDMQ12RVJU

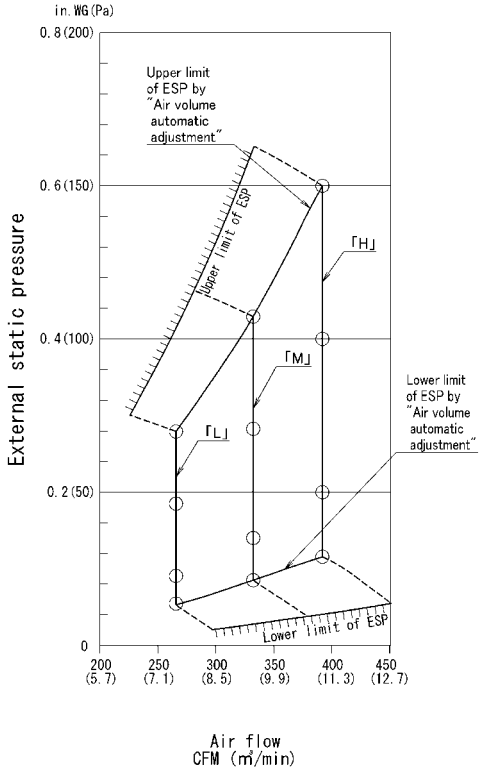

Notes :
1. This indoor unit has the "Air volume automatic adjustment" function, which automatically adjusts the air flow rate so as to be approximately in the range of ±10% of the rated value, at the time of installation.
2. After duct construction completion, please perform field setting "Air volume automatic adjustment" by remote controller.
3. About the field setting method of the "Air volume automatic adjustment", look at the installation manual which is attached to an indoor unit.
4. ESP that can adjust by "Air volume automatic adjustment" function is 0.12in.WG (30Pa) - 0.6in.WG(150Pa) (When air flow is "H").
5. If the unit is used beyond the range of the above-mentioned ESP, the air flow rate can not be well-adjusted automatically, and the unit will operate with the air flow rate different from the rated value.
6. This figure shows a fan characteristics at the time of "H" "M" and "L".
7. The remote controller can be used to change "H" "M" and "L".

ESP : external static pressure.

3D113122

FDMQ15RVJU

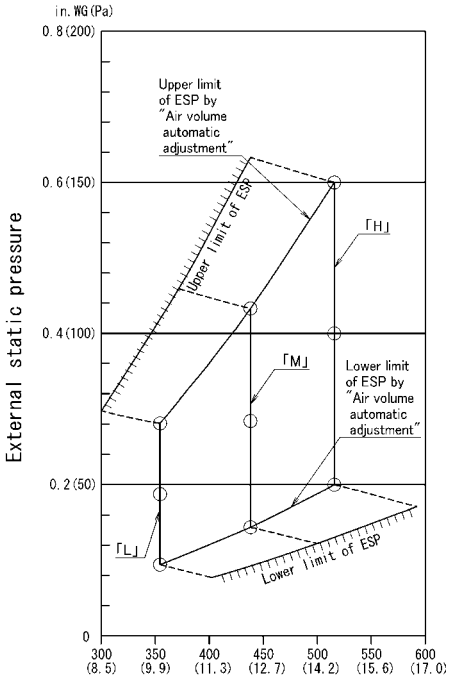

Notes :
1. This indoor unit has the "Air volume automatic adjustment" function, which automatically adjusts the air flow rate so as to be approximately in the range of ±10% of the rated value, at the time of installation.
2. After duct construction completion, please perform field setting "Air volume automatic adjustment" by remote controller.
3. About the field setting method of the "Air volume automatic adjustment", look at the installation manual which is attached to an indoor unit.
4. ESP that can adjust by "Air volume automatic adjustment" function is 0.2in.WG (50Pa) - 0.6in.WG(150Pa) (When air flow is "H").
5. If the unit is used beyond the range of the above-mentioned ESP, the air flow rate can not be well-adjusted automatically, and the unit will operate with the air flow rate different from the rated value.
6. This figure shows a fan characteristics at the time of "H" "M" and "L".
7. The remote controller can be used to change "H" "M" and "L".

ESP : external static pressure.

3D113124

FDMQ18RVJU

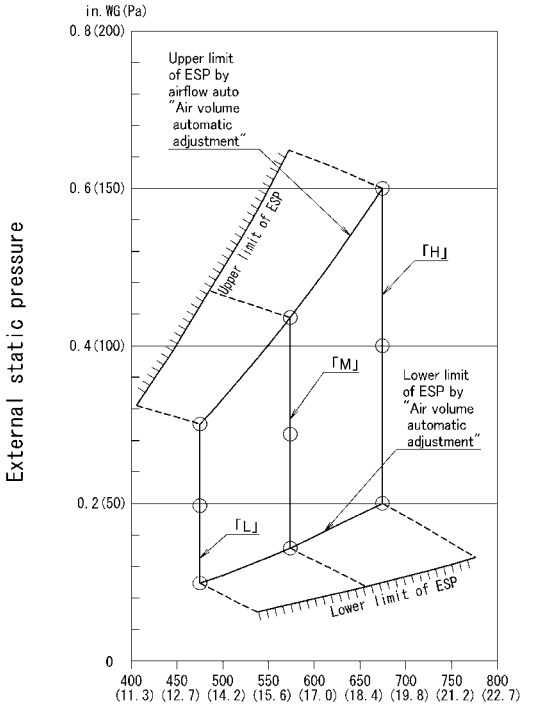

Notes :
1. This indoor unit has the "Air volume automatic adjustment" function, which automatically adjusts the air flow rate so as to be approximately in the range of ±10% of the rated value, at the time of installation.
2. After duct construction completion, please perform field setting "Air volume automatic adjustment" by remote controller.
3. About the field setting method of the "Air volume automatic adjustment", look at the installation manual which is attached to an indoor unit.
4. ESP that can adjust by "Air volume automatic adjustment" function is 0.2in.WG (50Pa) - 0.6in.WG(150Pa) (When air flow is "H").
5. If the unit is used beyond the range of the above-mentioned ESP, the air flow rate can not be well-adjusted automatically, and the unit will operate with the air flow rate different from the rated value.
6. This figure shows a fan characteristics at the time of "H" "M" and "L".
7. The remote controller can be used to change "H" "M" and "L".

ESP : external static pressure.

3D113127

1

FDMQ24RVJU

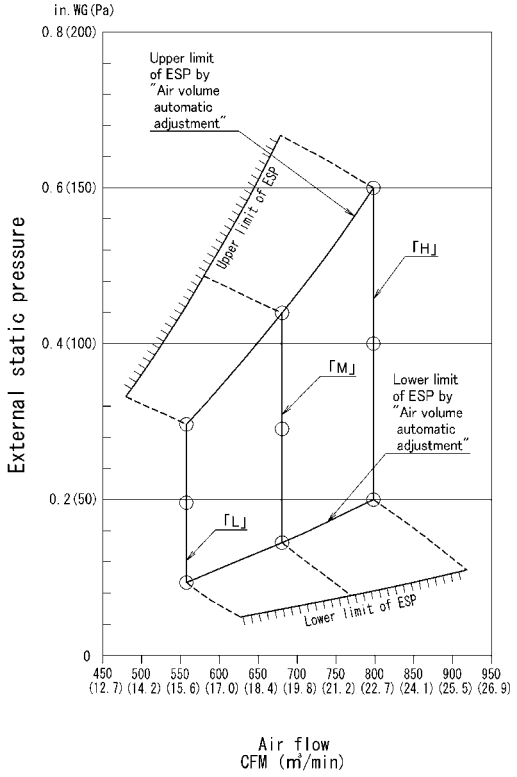

Notes :
1. This indoor unit has the "Air volume automatic adjustment" function, which automatically adjusts the air flow rate so as to be approximately in the range of ±10% of the rated value. at the time of installation.
2. After duct construction completion, please perform field setting "Air volume automatic adjustment" by remote controller.
3. About the field setting method of the "Air volume automatic adjustment", look at the installation manual which is attached to an indoor unit.
4. ESP that can adjust by "Air volume automatic adjustment" function is 0.2in.WG (50Pa) - 0.6in.WG(150Pa) (When air flow is "H").
5. If the unit is used beyond the range of the above-mentioned ESP, the air flow rate can not be well-adjusted automatically, and the unit will operate with the air flow rate different from the rated value.
6. This figure shows a fan characteristics at the time of "H" "M" and "L".
7. The remote controller can be used to change "H" "M" and "L".

ESP : external static pressure.

3D113129

10. Sound Level

10.1 Measuring Location

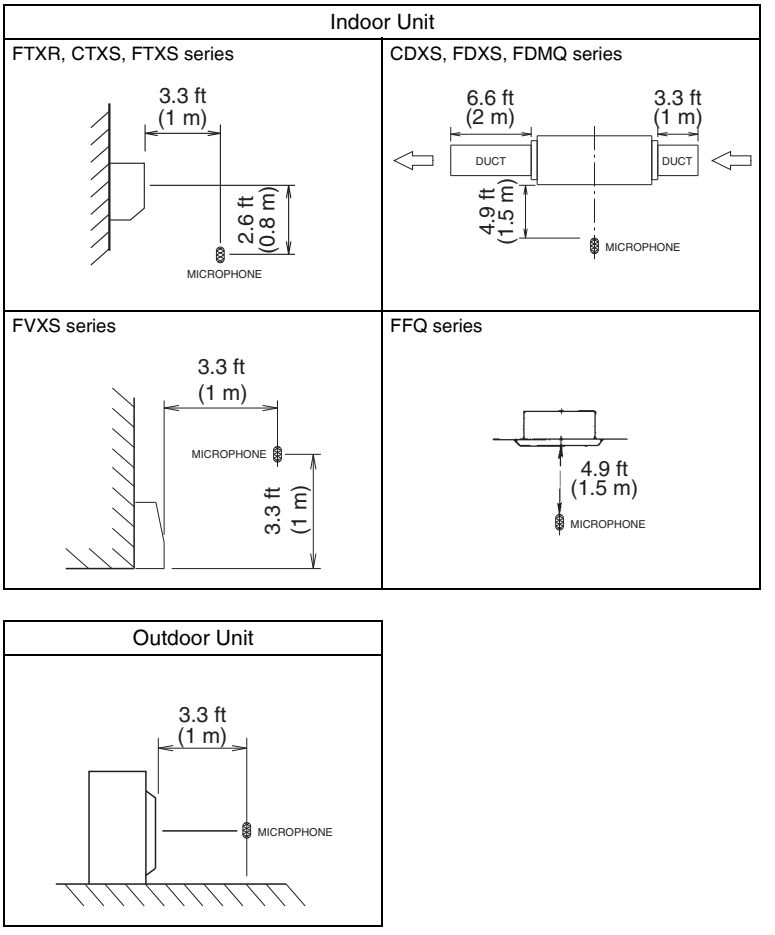

Notes:
1. Operation sound is measured in an anechoic chamber.
2. The operation sound measuring method is based on JIS standard.

1

10.2 Indoor Unit

FTXR09TVJUW(S)

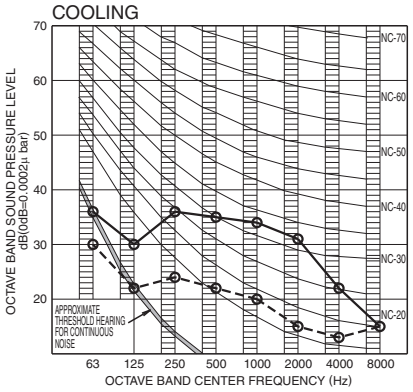

OVER ALL (dB)

SCALE	60 Hz 208/230 V (H)	60 Hz 208/230 V (L)
A	38	25

(B.G.N IS ALREADY RECTIFIED)

OPERATING CONDITIONS

POWER SOURCE 208/230 V 60 Hz

JIS STANDARD

STANDARD EXTERNAL STATIC PRESSURE

60 Hz 208/230 V (H)

60 Hz 208/230 V (L)

Cooling

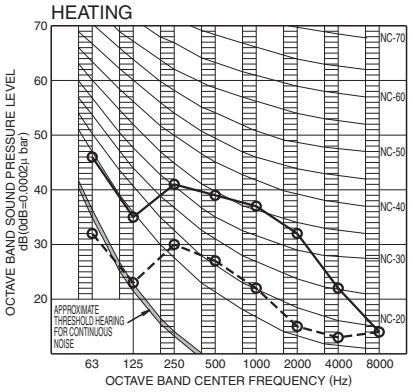

OVER ALL (dB)

SCALE	60 Hz 208/230 V (H)	60 Hz 208/230 V (L)
A	41	28

(B.G.N IS ALREADY RECTIFIED)

OPERATING CONDITIONS

POWER SOURCE 208/230 V 60 Hz

JIS STANDARD

STANDARD EXTERNAL STATIC PRESSURE

60 Hz 208/230 V (H)

60 Hz 208/230 V (L)

Heating

3D105687A

FTXR12TVJUW(S)

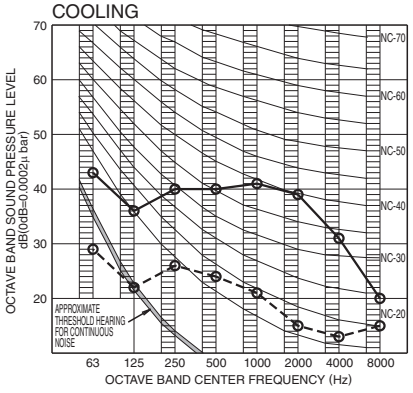

OVER ALL (dB)

SCALE	60 Hz 208/230 V (H)	60 Hz 208/230 V (L)
A	45	26

(B.G.N IS ALREADY RECTIFIED)

OPERATING CONDITIONS

POWER SOURCE 208/230 V 60 Hz

JIS STANDARD

STANDARD EXTERNAL STATIC PRESSURE

60 Hz 208/230 V (H)

60 Hz 208/230 V (L)

Cooling

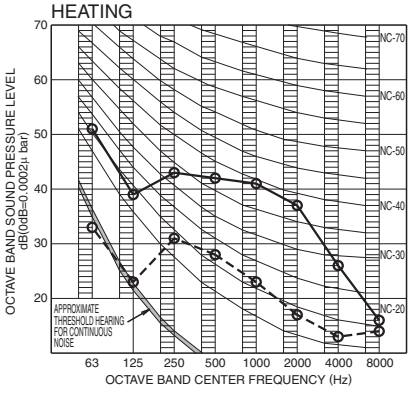

OVER ALL (dB)

SCALE	60 Hz 208/230 V (H)	60 Hz 208/230 V (L)
A	45	29

(B.G.N IS ALREADY RECTIFIED)

OPERATING CONDITIONS

POWER SOURCE 208/230 V 60 Hz

JIS STANDARD

STANDARD EXTERNAL STATIC PRESSURE

60 Hz 208/230 V (H)

60 Hz 208/230 V (L)

Heating

3D105688A

FTXR18TVJUW(S)

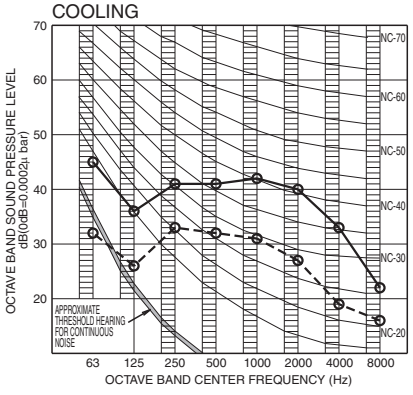

OVER ALL (dB)

SCALE	60 Hz 208/230 V (H)	60 Hz 208/230 V (L)
A	46	35

(B.G.N IS ALREADY RECTIFIED)

OPERATING CONDITIONS

POWER SOURCE 208/230 V 60 Hz

JIS STANDARD

STANDARD EXTERNAL STATIC PRESSURE

60 Hz 208/230 V (H)

60 Hz 208/230 V (L)

Cooling

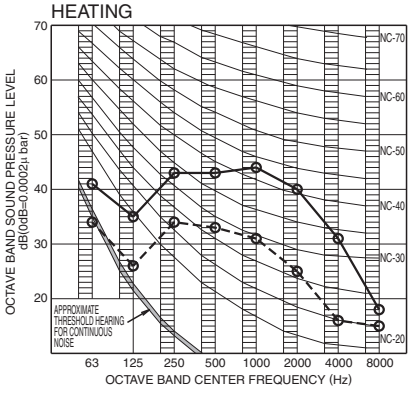

OVER ALL (dB)

SCALE	60 Hz 208/230 V (H)	60 Hz 208/230 V (L)
A	47	35

(B.G.N IS ALREADY RECTIFIED)

OPERATING CONDITIONS

POWER SOURCE 208/230 V 60 Hz

JIS STANDARD

STANDARD EXTERNAL STATIC PRESSURE

60 Hz 208/230 V (H)

60 Hz 208/230 V (L)

Heating

3D105689A

CTXS07LVJU

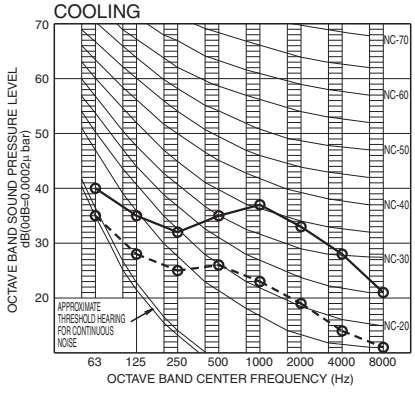

OVER ALL (dB)

SCALE	60Hz 208/230V (H)	60Hz 208/230V (L)
A	38	25

(B.G.N IS ALREADY RECTIFIED)

OPERATING CONDITIONS

POWER SOURCE 208/230V 60Hz

JIS STANDARD

STANDARD EXTERNAL STATIC PRESSURE

60Hz 208/230V(H)

60Hz 208/230V(L)

Cooling

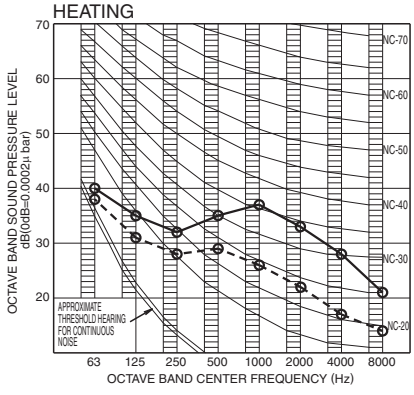

OVER ALL (dB)

SCALE	60Hz 208/230V (H)	60Hz 208/230V (L)
A	38	28

(B.G.N IS ALREADY RECTIFIED)

OPERATING CONDITIONS

POWER SOURCE 208/230V 60Hz

JIS STANDARD

STANDARD EXTERNAL STATIC PRESSURE

60Hz 208/230V(H)

60Hz 208/230V(L)

Heating

3D075359

FTXS09LVJU

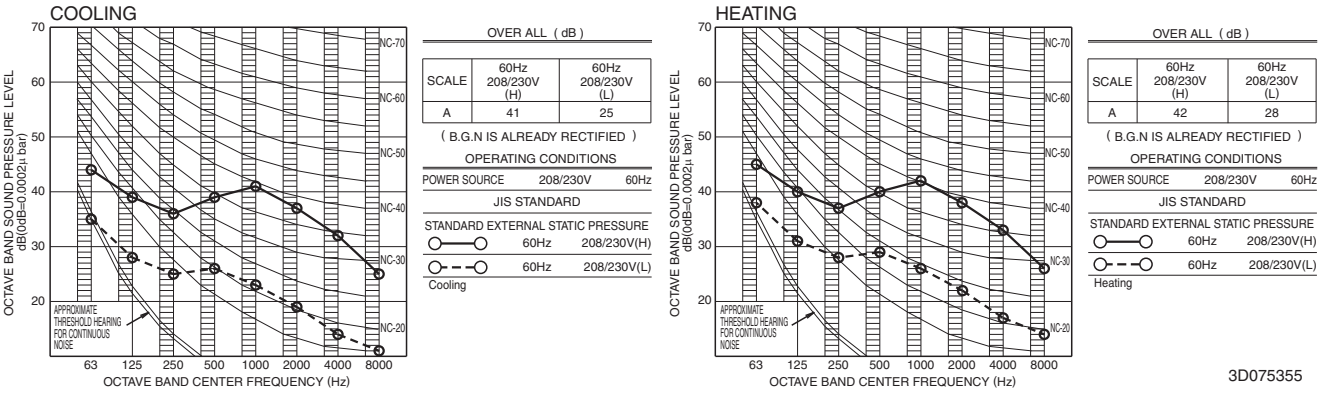

OVER ALL (dB)

SCALE	60Hz 208/230V (H)	60Hz 208/230V (L)
A	41	25

(B.G.N IS ALREADY RECTIFIED)

OPERATING CONDITIONS

POWER SOURCE	208/230V	60Hz

JIS STANDARD

STANDARD EXTERNAL STATIC PRESSURE

○——○	60Hz	208/230V(H)
○- - -○	60Hz	208/230V(L)

Cooling

OVER ALL (dB)

SCALE	60Hz 208/230V (H)	60Hz 208/230V (L)
A	42	28

(B.G.N IS ALREADY RECTIFIED)

OPERATING CONDITIONS

POWER SOURCE	208/230V	60Hz

JIS STANDARD

STANDARD EXTERNAL STATIC PRESSURE

○——○	60Hz	208/230V(H)
○- - -○	60Hz	208/230V(L)

Heating

3D075355

FTXS12LVJU

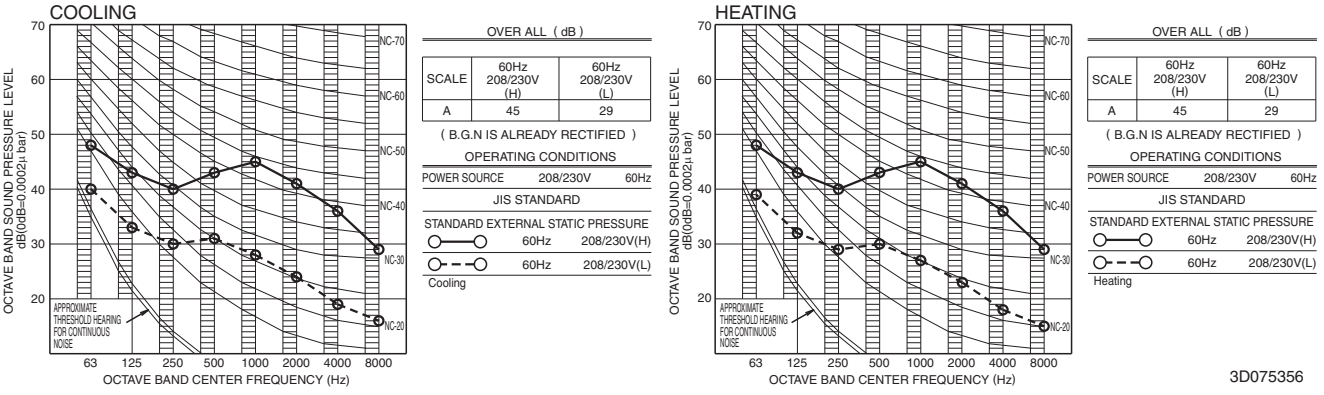

OVER ALL (dB)

SCALE	60Hz 208/230V (H)	60Hz 208/230V (L)
A	45	29

(B.G.N IS ALREADY RECTIFIED)

OPERATING CONDITIONS

POWER SOURCE	208/230V	60Hz

JIS STANDARD

STANDARD EXTERNAL STATIC PRESSURE

○——○	60Hz	208/230V(H)
○- - -○	60Hz	208/230V(L)

Cooling

OVER ALL (dB)

SCALE	60Hz 208/230V (H)	60Hz 208/230V (L)
A	45	29

(B.G.N IS ALREADY RECTIFIED)

OPERATING CONDITIONS

POWER SOURCE	208/230V	60Hz

JIS STANDARD

STANDARD EXTERNAL STATIC PRESSURE

○——○	60Hz	208/230V(H)
○- - -○	60Hz	208/230V(L)

Heating

3D075356

FTXS15LVJU

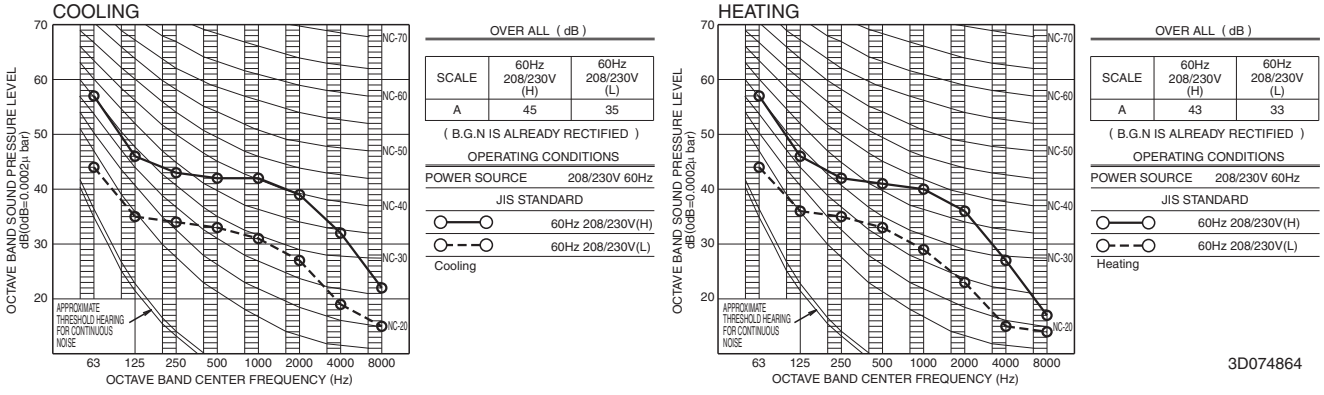

OVER ALL (dB)

SCALE	60Hz 208/230V (H)	60Hz 208/230V (L)
A	45	35

(B.G.N IS ALREADY RECTIFIED)

OPERATING CONDITIONS

POWER SOURCE	208/230V 60Hz

JIS STANDARD

○——○	60Hz 208/230V(H)
○- - -○	60Hz 208/230V(L)

Cooling

OVER ALL (dB)

SCALE	60Hz 208/230V (H)	60Hz 208/230V (L)
A	43	33

(B.G.N IS ALREADY RECTIFIED)

OPERATING CONDITIONS

POWER SOURCE	208/230V 60Hz

JIS STANDARD

○——○	60Hz 208/230V(H)
○- - -○	60Hz 208/230V(L)

Heating

3D074864

FTXS18LVJU

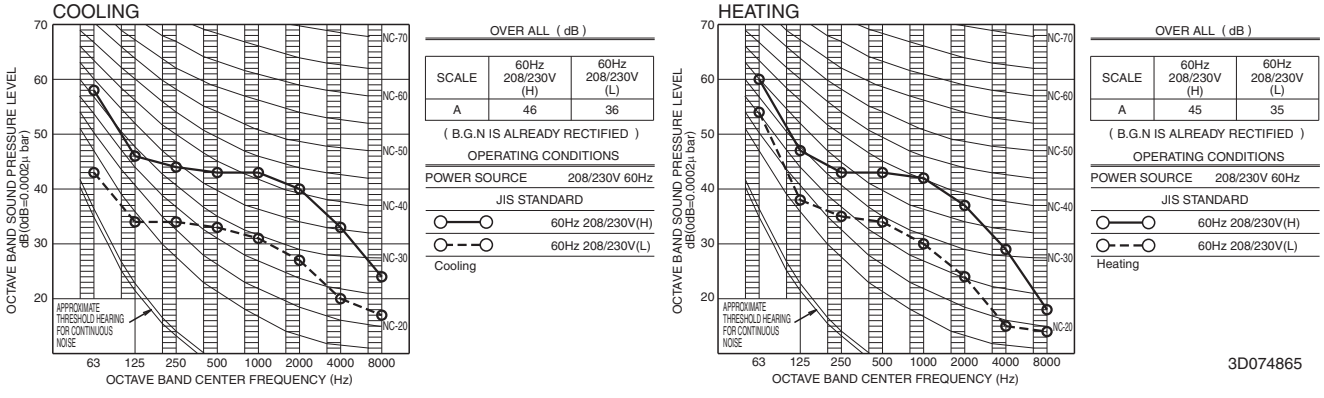

OVER ALL (dB)

SCALE	60Hz 208/230V (H)	60Hz 208/230V (L)
A	46	36

(B.G.N IS ALREADY RECTIFIED)

OPERATING CONDITIONS

POWER SOURCE	208/230V 60Hz

JIS STANDARD

○——○	60Hz 208/230V(H)
○- - -○	60Hz 208/230V(L)

Cooling

OVER ALL (dB)

SCALE	60Hz 208/230V (H)	60Hz 208/230V (L)
A	45	35

(B.G.N IS ALREADY RECTIFIED)

OPERATING CONDITIONS

POWER SOURCE	208/230V 60Hz

JIS STANDARD

○——○	60Hz 208/230V(H)
○- - -○	60Hz 208/230V(L)

Heating

3D074865

1

FTXS24LVJU

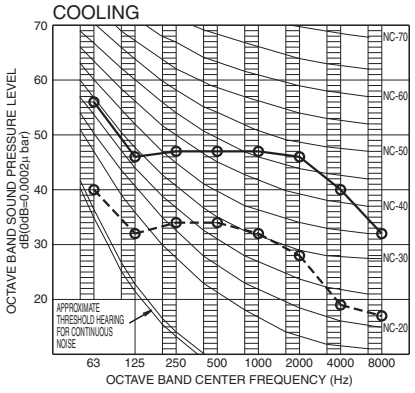

OVER ALL (dB)

SCALE	60Hz 208/230V (H)	60Hz 208/230V (L)
A	51	37

(B.G.N IS ALREADY RECTIFIED)

OPERATING CONDITIONS

POWER SOURCE 208/230V 60Hz

JIS STANDARD

60Hz 208/230V(H)

60Hz 208/230V(L)

Cooling

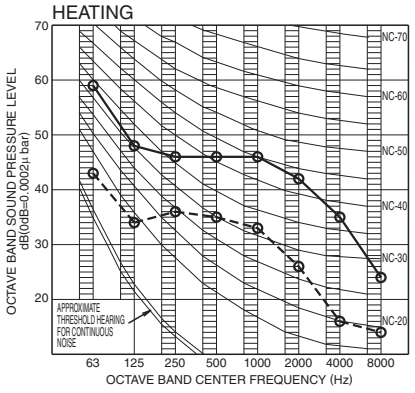

OVER ALL (dB)

SCALE	60Hz 208/230V (H)	60Hz 208/230V (L)
A	48	37

(B.G.N IS ALREADY RECTIFIED)

OPERATING CONDITIONS

POWER SOURCE 208/230V 60Hz

JIS STANDARD

60Hz 208/230V(H)

60Hz 208/230V(L)

Heating

3D074866A

CDXS07LVJU, FDXS09/12LVJU

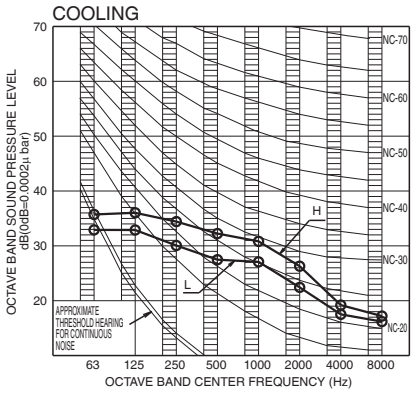

OVER ALL (dB)

SCALE	HI	LOW
A	35	31

(B.G.N IS ALREADY RECTIFIED)

OPERATING CONDITIONS

POWER SOURCE 208-230V/60Hz

COOLING RETURN AIR TEMPERATURE: 80°FDB, 67°FWB
OUTDOOR TEMPERATURE: 95°FDB, 75°FWB

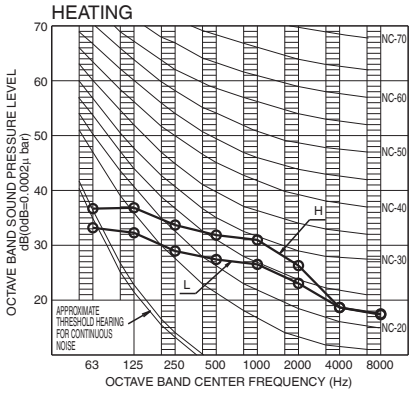

OVER ALL (dB)

SCALE	HI	LOW
A	35	31

(B.G.N IS ALREADY RECTIFIED)

OPERATING CONDITIONS

POWER SOURCE 208-230V/60Hz

HEATING RETURN AIR TEMPERATURE: 70°FDB, 60°FWB
OUTDOOR TEMPERATURE: 47°FDB, 43°FWB

3D074623A

CDXS15/18LVJU

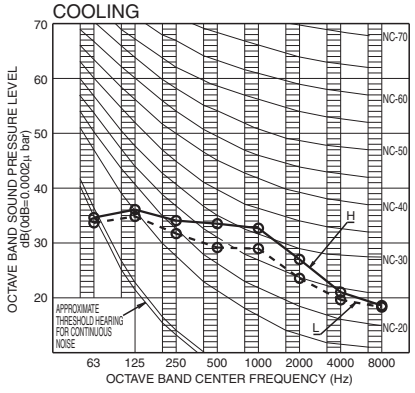

OVER ALL (dB)

SCALE	AIR FLOW RATE	
	HI	LOW
A	37	33

(B.G.N IS ALREADY RECTIFIED)

OPERATING CONDITIONS

POWER SOURCE 208/230V, 60Hz

STANDARD CONDITION (JIS)

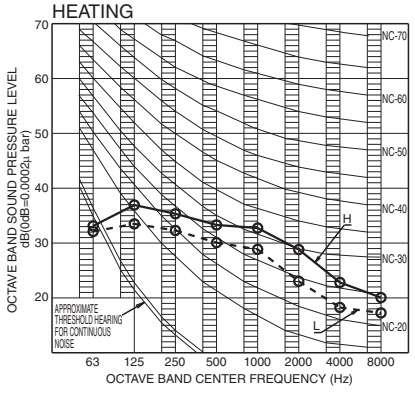

OVER ALL (dB)

SCALE	AIR FLOW RATE	
	HI	LOW
A	37	33

(B.G.N IS ALREADY RECTIFIED)

OPERATING CONDITIONS

POWER SOURCE 208/230V, 60Hz

STANDARD CONDITION (JIS)

3D075272

CDXS24LVJU

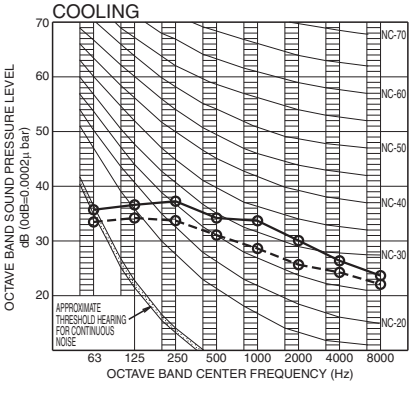

OVER ALL (dB)

SCALE	AIR FLOW RATE	
	H	L
A	38	34

(B.G.N IS ALREADY RECTIFIED)

OPERATING CONDITIONS

POWER SOURCE 208/230V, 60Hz

JIS STANDARD

STANDARD EXTERNAL STATIC PRESSURE

(H) 208/230V, 60Hz

(L) 208/230V, 60Hz

Cooling

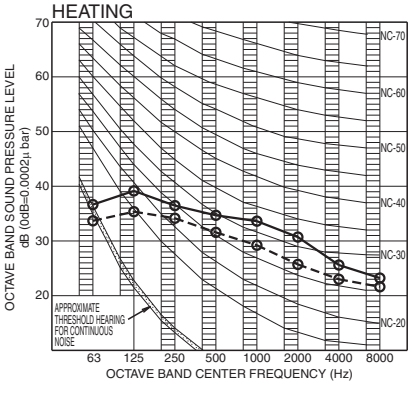

OVER ALL (dB)

SCALE	AIR FLOW RATE	
	H	L
A	38	34

(B.G.N IS ALREADY RECTIFIED)

OPERATING CONDITIONS

POWER SOURCE 208/230V, 60Hz

JIS STANDARD

STANDARD EXTERNAL STATIC PRESSURE

(H) 208/230V, 60Hz

(L) 208/230V, 60Hz

Heating

3D080596

FDMQ09RVJU



OVER ALL (dB)

SCALE	AIR FLOW RATE
	H
A	32.0

(B.G.N IS ALREADY RECTIFIED)

OPERATING CONDITIONS

POWER SOURCE 208/230V 60Hz

COOLING	RETURN AIR TEMPERATURE	80.0 °F (26.7 °C)	DB 67.0 °F (19.4 °C) WB
	OUTDOOR TEMPERATURE	95.0 °F (35.0 °C)	DB 75.0 °F (23.9 °C) WB
HEATING	RETURN AIR TEMPERATURE	70.0 °F (21.1 °C)	DB 60.0 °F (15.6 °C) WB
	OUTDOOR TEMPERATURE	47.0 °F (8.3 °C)	DB 43.0 °F (6.1 °C) WB

EXTERNAL STATIC PRESSURE 0.20in.WG(50Pa)

4D113009A

FDMQ12RVJU



OVER ALL (dB)

SCALE	AIR FLOW RATE
	H
A	33.0

(B.G.N IS ALREADY RECTIFIED)

OPERATING CONDITIONS

POWER SOURCE 208/230V 60Hz

COOLING	RETURN AIR TEMPERATURE	80.0 °F (26.7 °C)	DB 67.0 °F (19.4 °C) WB
	OUTDOOR TEMPERATURE	95.0 °F (35.0 °C)	DB 75.0 °F (23.9 °C) WB
HEATING	RETURN AIR TEMPERATURE	70.0 °F (21.1 °C)	DB 60.0 °F (15.6 °C) WB
	OUTDOOR TEMPERATURE	47.0 °F (8.3 °C)	DB 43.0 °F (6.1 °C) WB

EXTERNAL STATIC PRESSURE 0.20in.WG(50Pa)

4D113010A

FDMQ15RVJU



OVER ALL (dB)

SCALE	AIR FLOW RATE
	H
A	34.0

(B.G.N IS ALREADY RECTIFIED)

OPERATING CONDITIONS

POWER SOURCE 208/230V 60Hz

COOLING	RETURN AIR TEMPERATURE	80.0 °F (26.7 °C)	DB 67.0 °F (19.4 °C) WB
	OUTDOOR TEMPERATURE	95.0 °F (35.0 °C)	DB 75.0 °F (23.9 °C) WB
HEATING	RETURN AIR TEMPERATURE	70.0 °F (21.1 °C)	DB 60.0 °F (15.6 °C) WB
	OUTDOOR TEMPERATURE	47.0 °F (8.3 °C)	DB 43.0 °F (6.1 °C) WB

EXTERNAL STATIC PRESSURE 0.20in.WG(50Pa)

4D113011

FDMQ18RVJU



OVER ALL (dB)

SCALE	AIR FLOW RATE
	H
A	35.0

(B.G.N IS ALREADY RECTIFIED)

OPERATING CONDITIONS

POWER SOURCE 208/230V 60Hz

COOLING RETURN AIR TEMPERATURE : 80.0 °F(26.7 °C) DB, 67.0 °F(19.4 °C) WB
OUTDOOR TEMPERATURE : 95.0 °F(35.0 °C) DB, 75.0 °F(23.9 °C) WB

HEATING RETURN AIR TEMPERATURE : 70.0 °F(21.1 °C) DB, 60.0 °F(15.6 °C) WB
OUTDOOR TEMPERATURE : 47.0 °F(8.3 °C) DB, 43.0 °F(6.1 °C) WB

EXTERNAL STATIC PRESSURE 0.20in.WG(50Pa)

4D113012

FDMQ24RVJU



OVER ALL (dB)

SCALE	AIR FLOW RATE
	H
A	40.0

(B.G.N IS ALREADY RECTIFIED)

OPERATING CONDITIONS

POWER SOURCE 208/230V 60Hz

COOLING RETURN AIR TEMPERATURE : 80.0 °F(26.7 °C) DB, 67.0 °F(19.4 °C) WB
OUTDOOR TEMPERATURE : 95.0 °F(35.0 °C) DB, 75.0 °F(23.9 °C) WB

HEATING RETURN AIR TEMPERATURE : 70.0 °F(21.1 °C) DB, 60.0 °F(15.6 °C) WB
OUTDOOR TEMPERATURE : 47.0 °F(8.3 °C) DB, 43.0 °F(6.1 °C) WB

EXTERNAL STATIC PRESSURE 0.20in.WG(50Pa)

4D113013

FVXS09NVJU

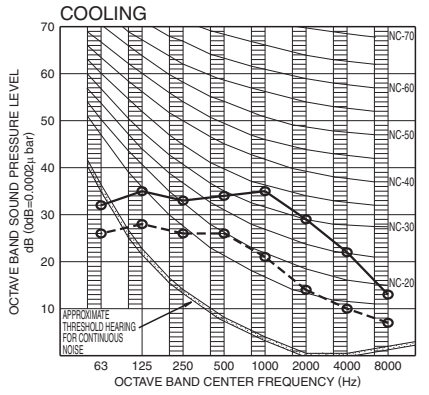

OVER ALL (dB)

SCALE	60Hz 208/230V (H)	60Hz 208/230V (L)
A	38	26

(B.G.N IS ALREADY RECTIFIED)

OPERATING CONDITIONS

POWER SOURCE 208/230V 60Hz

JIS STANDARD

STANDARD EXTERNAL STATIC PRESSURE

60Hz 208/230V (H)

60Hz 208/230V (L)

Cooling

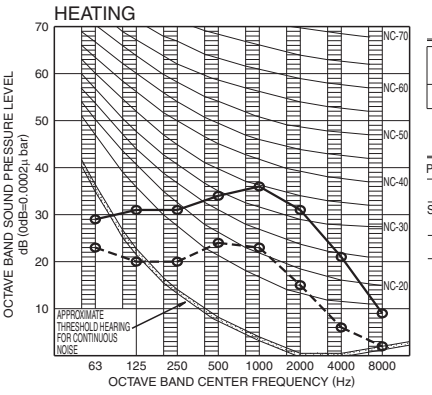

OVER ALL (dB)

SCALE	60Hz 208/230V (H)	60Hz 208/230V (L)
A	38	26

(B.G.N IS ALREADY RECTIFIED)

OPERATING CONDITIONS

POWER SOURCE 208/230V 60Hz

JIS STANDARD

STANDARD EXTERNAL STATIC PRESSURE

60Hz 208/230V (H)

60Hz 208/230V (L)

Heating

3D094737

FVXS12NVJU

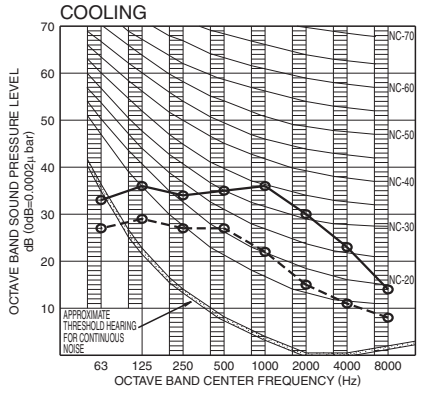

OVER ALL (dB)

SCALE	60Hz 208/230V (H)	60Hz 208/230V (L)
A	39	27

(B.G.N IS ALREADY RECTIFIED)

OPERATING CONDITIONS

POWER SOURCE 208/230V 60Hz

JIS STANDARD

STANDARD EXTERNAL STATIC PRESSURE

60Hz 208/230V (H)

60Hz 208/230V (L)

Cooling

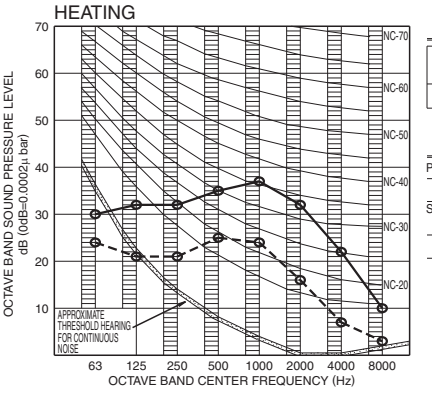

OVER ALL (dB)

SCALE	60Hz 208/230V (H)	60Hz 208/230V (L)
A	39	27

(B.G.N IS ALREADY RECTIFIED)

OPERATING CONDITIONS

POWER SOURCE 208/230V 60Hz

JIS STANDARD

STANDARD EXTERNAL STATIC PRESSURE

60Hz 208/230V (H)

60Hz 208/230V (L)

Heating

3D094766

FVXS15/18NVJU

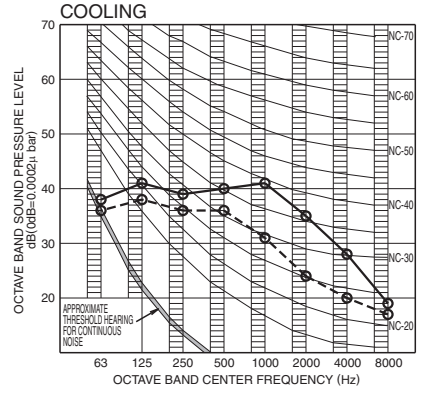

OVER ALL (dB)

SCALE	60Hz 208/230V (H)	60Hz 208/230V (L)
A	44	36

(B.G.N IS ALREADY RECTIFIED)

OPERATING CONDITIONS

POWER SOURCE 208/230V 60Hz

JIS STANDARD

STANDARD EXTERNAL STATIC PRESSURE

60Hz 208/230V (H)

60Hz 208/230V (L)

Cooling

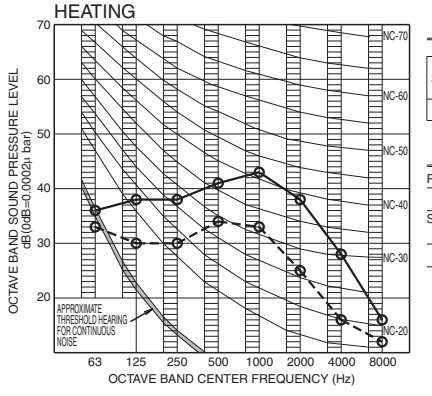

OVER ALL (dB)

SCALE	60Hz 208/230V (H)	60Hz 208/230V (L)
A	45	36

(B.G.N IS ALREADY RECTIFIED)

OPERATING CONDITIONS

POWER SOURCE 208/230V 60Hz

JIS STANDARD

STANDARD EXTERNAL STATIC PRESSURE

60Hz 208/230V (H)

60Hz 208/230V (L)

Heating

3D094777A

FFQ09Q2VJU

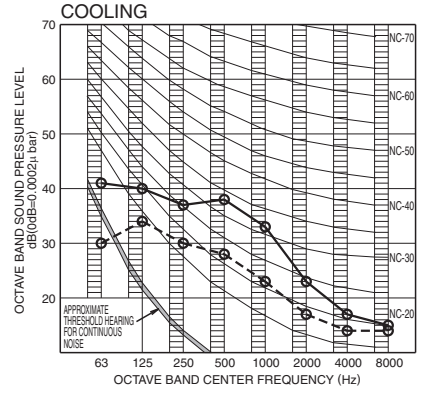

OVER ALL (dB)

SCALE	60Hz 208/230V (H)	60Hz 208/230V (L)
A	38	29

(B.G.N IS ALREADY RECTIFIED)

OPERATING CONDITIONS

POWER SOURCE 208/230V 60Hz

JIS STANDARD

STANDARD EXTERNAL STATIC PRESSURE

60Hz 208/230V (H)

60Hz 208/230V (L)

Cooling

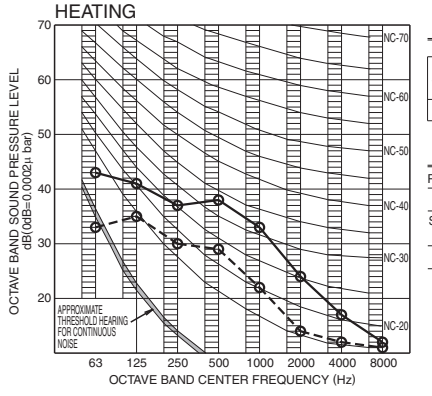

OVER ALL (dB)

SCALE	60Hz 208/230V (H)	60Hz 208/230V (L)
A	38	29

(B.G.N IS ALREADY RECTIFIED)

OPERATING CONDITIONS

POWER SOURCE 208/230V 60Hz

JIS STANDARD

STANDARD EXTERNAL STATIC PRESSURE

60Hz 208/230V (H)

60Hz 208/230V (L)

Heating

3D106125A

1

FFQ12Q2VJU

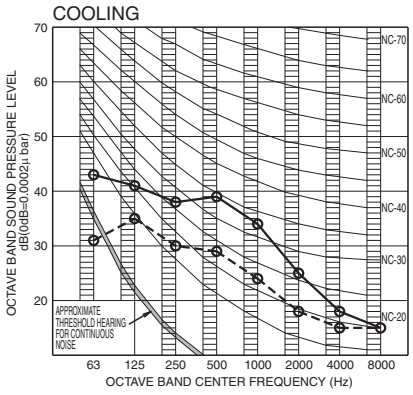

OVER ALL (dB)

SCALE	60Hz 208/230V (H)	60Hz 208/230V (L)
A	39	30

(B.G.N IS ALREADY RECTIFIED)

OPERATING CONDITIONS

POWER SOURCE 208/230V 60Hz

JIS STANDARD

STANDARD EXTERNAL STATIC PRESSURE

—○— 60Hz 208/230V (H)

- - -○- - - 60Hz 208/230V (L)

Cooling

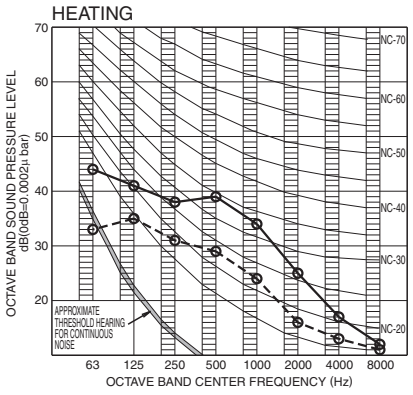

OVER ALL (dB)

SCALE	60Hz 208/230V (H)	60Hz 208/230V (L)
A	39	30

(B.G.N IS ALREADY RECTIFIED)

OPERATING CONDITIONS

POWER SOURCE 208/230V 60Hz

JIS STANDARD

STANDARD EXTERNAL STATIC PRESSURE

—○— 60Hz 208/230V (H)

- - -○- - - 60Hz 208/230V (L)

Heating

3D106126A

FFQ15Q2VJU

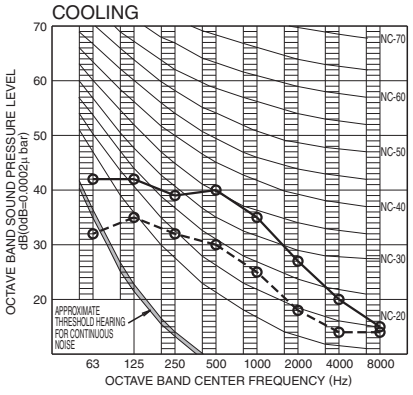

OVER ALL (dB)

SCALE	60Hz 208/230V (H)	60Hz 208/230V (L)
A	40	31

(B.G.N IS ALREADY RECTIFIED)

OPERATING CONDITIONS

POWER SOURCE 208/230V 60Hz

JIS STANDARD

STANDARD EXTERNAL STATIC PRESSURE

—○— 60Hz 208/230V (H)

- - -○- - - 60Hz 208/230V (L)

Cooling

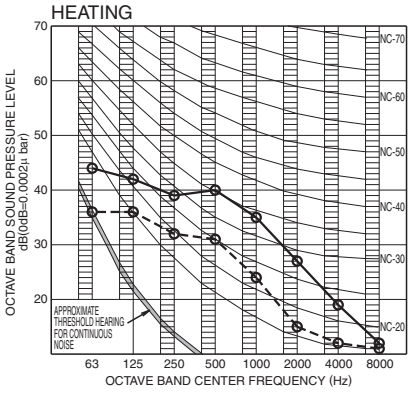

OVER ALL (dB)

SCALE	60Hz 208/230V (H)	60Hz 208/230V (L)
A	40	31

(B.G.N IS ALREADY RECTIFIED)

OPERATING CONDITIONS

POWER SOURCE 208/230V 60Hz

JIS STANDARD

STANDARD EXTERNAL STATIC PRESSURE

—○— 60Hz 208/230V (H)

- - -○- - - 60Hz 208/230V (L)

Heating

3D106127A

FFQ18Q2VJU

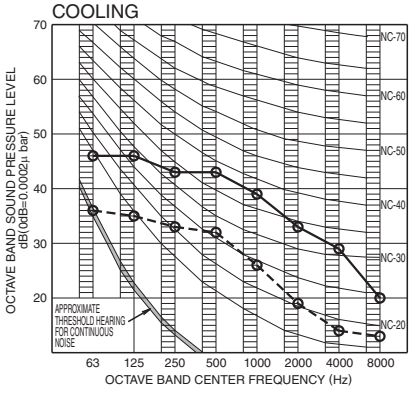

OVER ALL (dB)

SCALE	60Hz 208/230V (H)	60Hz 208/230V (L)
A	44	32

(B.G.N IS ALREADY RECTIFIED)

OPERATING CONDITIONS

POWER SOURCE 208/230V 60Hz

JIS STANDARD

STANDARD EXTERNAL STATIC PRESSURE

—○— 60Hz 208/230V (H)

- - -○- - - 60Hz 208/230V (L)

Cooling

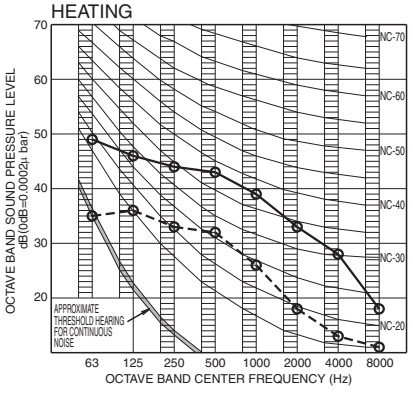

OVER ALL (dB)

SCALE	60Hz 208/230V (H)	60Hz 208/230V (L)
A	44	32

(B.G.N IS ALREADY RECTIFIED)

OPERATING CONDITIONS

POWER SOURCE 208/230V 60Hz

JIS STANDARD

STANDARD EXTERNAL STATIC PRESSURE

—○— 60Hz 208/230V (H)

- - -○- - - 60Hz 208/230V (L)

Heating

3D108254

10.3 Outdoor Unit

2MXS18NMVJUA

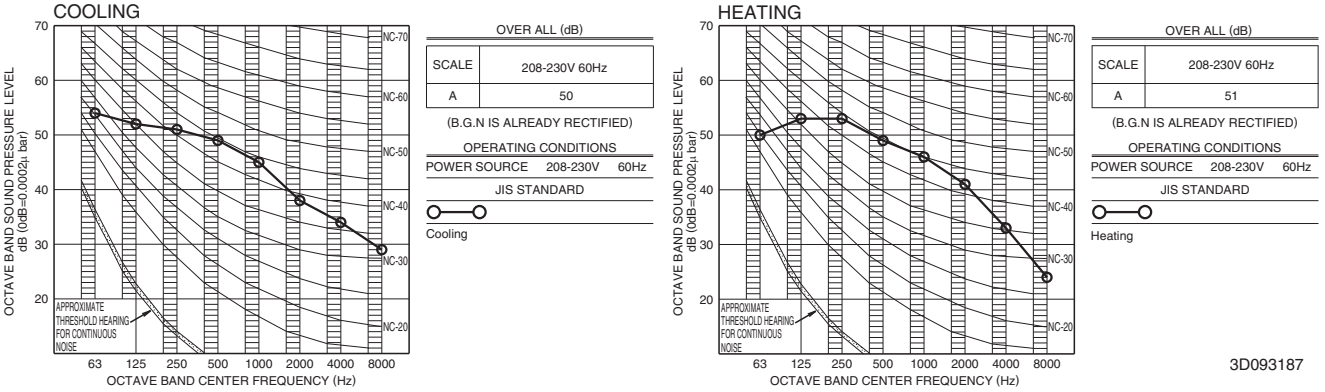

3MXS24RMVJUA

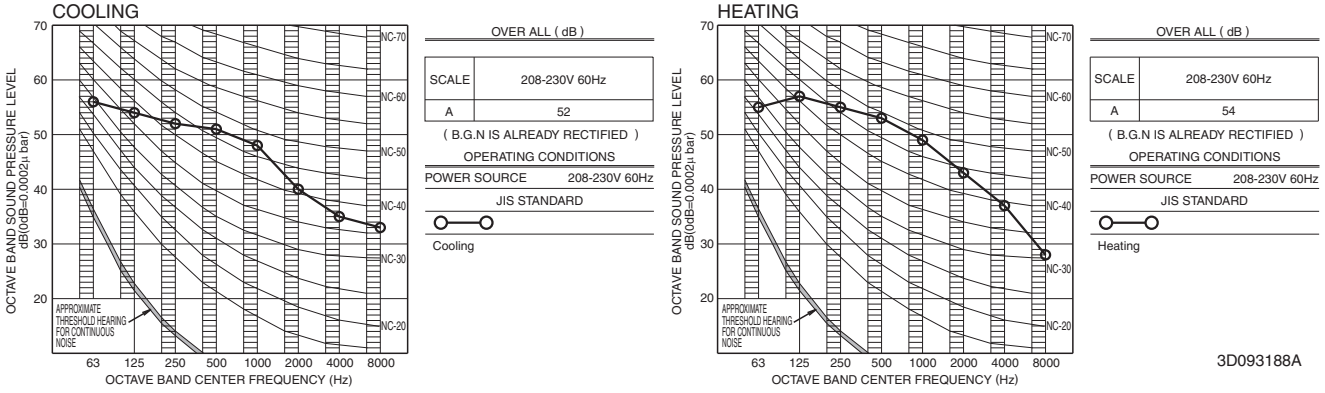

4MXS36RMVJUA

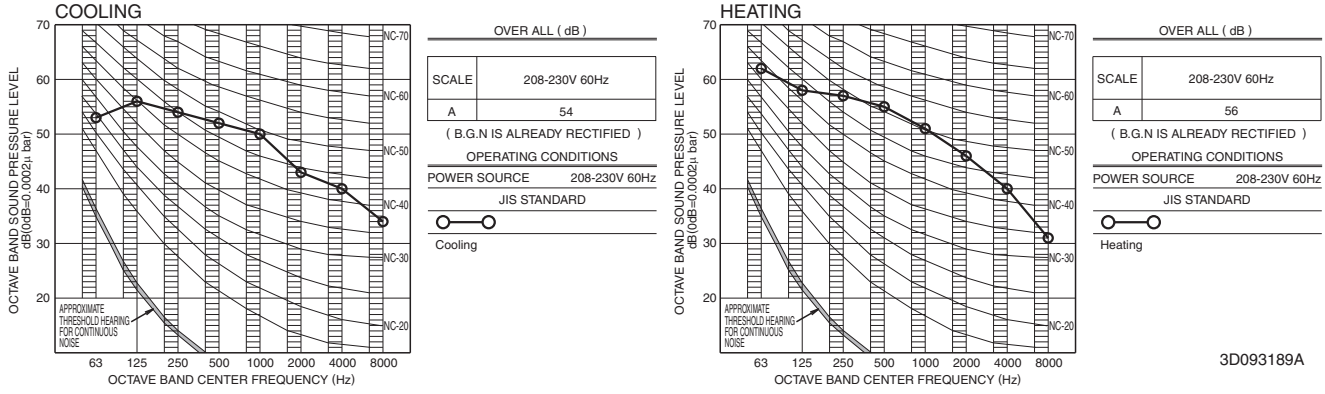

11. Electric Characteristics

Outdoor Unit	Power Supply				Compressor		OFM	
	Hz - Volts	Voltage Range	MCA	MFA	MSC	RLA	W	FLA
2MXS18NMVJUA	60 - 208 60 - 230	Max. 60 Hz 253 V Min. 60 Hz 187 V	15.8	20	14.0	14.0	56	0.37
3MXS24RMVJUA	60 - 208 60 - 230	Max. 60 Hz 253 V Min. 60 Hz 187 V	21.9	25	—	15.5	73	0.25
4MXS36RMVJUA	60 - 208 60 - 230	Max. 60 Hz 253 V Min. 60 Hz 187 V	23.9	25	—	17.5	122	0.42

Symbols:

MCA : Min. circuit amps (A)
MFA : Max. fuse amps (A)
MSC : Max. current during starting compressor (A)
RLA : Rated load amps (A)
OFM : Outdoor fan motor
W : Fan motor rated output (W)
FLA : Full load amps (A)

Notes:

1. RLA is based on the following conditions.
   Cooling
   Indoor temp.: 80°FDB (27°CDB) / 67°FWB (19°CWB)
   Outdoor temp.: 95°FDB (35°CDB)
2. Voltage range
   Units are suitable for use on electrical systems where voltage supplied to unit terminal is not below or above listed range limits.
3. Maximum allowable voltage variation between phases is 2%.
4. MCA represents maximum input current.
   MFA represents capacity which may accept MCA.
5. Select wire size based on the value of MCA.
6. MFA is used to select the circuit breaker and the ground fault circuit interrupter (ground leakage circuit breaker).
7. Be sure to install a ground leak detector.
   (This unit uses an inverter, which means that a ground leak detector capable of handling high harmonics must be used in order to prevent malfunctioning of the ground leak detector.)

C: 3D093255
C: 3D113003

Part 2
Installation Manual

1. FTXR Series....338
1.1 FTXR09/12/18TVJUW(S)....338
2. CTXS, FTXS, CDXS, FDXS Series....352
2.1 Safety Considerations....352
2.2 CTXS07LVJU, FTXS09/12LVJU....354
2.3 FTXS15/18/24LVJU....365
2.4 CDXS07/15/18/24LVJU, FDXS09/12LVJU....375
3. FDMQ Series....386
3.1 FDMQ09/12/15/18/24RVJU....386
4. FVXS Series....405
4.1 FVXS09/12/15/18NVJU....405
5. FFQ Series....422
5.1 FFQ09/12/15/18Q2VJU....422
5.2 <BYFQ60B3W1> Decoration Panel....442
5.3 <BYFQ60C2W1W(S)> Decoration Panel....445
6. Remote Controller....448
6.1 <BRC1E73> Wired Remote Controller for FDMQ, FFQ Series....448
6.2 <BRC082A43> Wireless Remote Controller for FDMQ Series....468
6.3 <BRC082A41W, BRC082A42W(S)> Wireless Remote Controller for FFQ Series....473
7. Outdoor Unit....480
7.1 2MXS18NMVJUA, 3MXS24RMVJUA, 4MXS36RMVJUA....480

1. FTXR Series

1.1 FTXR09/12/18TVJUW(S)

Contents

Safety Considerations 1

Accessories 3

Choosing an Installation Site 3

1. Indoor unit 3
2. Wireless remote controller 3

Indoor Unit Installation Diagram 4

Indoor Unit Installation 5

1. Installing the mounting plate 5
2. Drilling a wall hole and installing wall embedded pipe ... 5
3. Installing the indoor unit 5
4. Wiring 8
5. Drain piping 9

Refrigerant Piping Work 9

1. Flaring the pipe end 9
2. Refrigerant piping 10

Installation Tips 11

1. Removing and installing the upper front panel 11
2. Removing and installing the front grille 11
3. How to set the different addresses 12
4. When connecting a wireless LAN connecting adapter 12
5. When connecting to an HA system 13

Trial Operation and Testing 14

1. Trial operation and testing 14
2. Test items 14

Safety Considerations

Read these **Safety Considerations for Installation** carefully before installing an air conditioner or heat pump. After completing the installation, make sure that the unit operates properly during the startup operation.
Instruct the user on how to operate and maintain the unit.
Inform users that they should store this installation manual with the operation manual for future reference.
Always use a licensed installer or contractor to install this product. Improper installation can result in water or refrigerant leakage, electric shock, fire, or explosion.
Meanings of **DANGER**, **WARNING**, **CAUTION**, and **NOTE** Symbols:

⚠ **DANGER** ..... Indicates an imminently hazardous situation which, if not avoided, will result in death or serious injury.

⚠ **WARNING** ..... Indicates a potentially hazardous situation which, if not avoided, could result in death or serious injury.

⚠ **CAUTION** ..... Indicates a potentially hazardous situation which, if not avoided, may result in minor or moderate injury. It may also be used to alert against unsafe practices.

⚠ **NOTE** ..... Indicates situations that may result in equipment or property-damage accidents only.

⚠ DANGER

- Refrigerant gas is heavier than air and replaces oxygen. A massive leak can lead to oxygen depletion, especially in basements, and an asphyxiation hazard could occur leading to serious injury or death.
- Do not ground units to water pipes, gas pipes, telephone wires, or lightning rods as incomplete grounding can cause a severe shock hazard resulting in severe injury or death. Additionally, grounding to gas pipes could cause a gas leak and potential explosion causing severe injury or death.
- If refrigerant gas leaks during installation, ventilate the area immediately. Refrigerant gas may produce toxic gas if it comes into contact with fire. Exposure to this gas could cause severe injury or death.
- After completing the installation work, check that the refrigerant gas does not leak throughout the system.
- Do not install unit in an area where flammable materials are present due to risk of explosions that can cause serious injury or death.
- Safely dispose all packing and transportation materials in accordance with federal/state/local laws or ordinances. Packing materials such as nails and other metal or wood parts, including plastic packing materials used for transportation may cause injuries or death by suffocation.

⚠ WARNING

- Only qualified personnel must carry out the installation work. Installation must be done in accordance with this installation manual. Improper installation may result in water leakage, electric shock, or fire.
- When installing the unit in a small room, take measures to keep the refrigerant concentration from exceeding allowable safety limits. Excessive refrigerant leaks, in the event of an accident in a closed ambient space, can lead to oxygen deficiency.
- Use only specified accessories and parts for installation work. Failure to use specified parts may result in water leakage, electric shock, fire, or the unit falling.
- Install the air conditioner or heat pump on a foundation strong enough that it can withstand the weight of the unit. A foundation of insufficient strength may result in the unit falling and causing injuries.
- Take into account strong winds, typhoons, or earthquakes when installing. Improper installation may result in the unit falling and causing accidents.

- Make sure that a separate power supply circuit is provided for this unit and that all electrical work is carried out by qualified personnel according to local, state, and national regulations. An insufficient power supply capacity or improper electrical construction may lead to electric shock or fire.
- Make sure that all wiring is secured, that specified wires are used, and that no external forces act on the terminal connections or wires. Improper connections or installation may result in fire.
- When wiring, position the wires so that the electrical wiring box cover can be securely fastened. Improper positioning of the electrical wiring box cover may result in electric shock, fire, or the terminals overheating.
- Before touching electrical parts, turn off the unit.
- The circuit must be protected with safety devices in accordance with local and national codes, i.e. a circuit breaker.
- Securely fasten the outdoor unit terminal cover (panel). If the terminal cover/panel is not installed properly, dust or water may enter the outdoor unit causing fire or electric shock.
- When installing or relocating the system, keep the refrigerant circuit free from substances other than the specified refrigerant (R410A) such as air. Any presence of air or other foreign substance in the refrigerant circuit can cause an abnormal pressure rise or rupture, resulting in injury.
- Do not change the setting of the protection devices. If the pressure switch, thermal switch, or other protection device is shorted and operated forcibly, or parts other than those specified by Daikin are used, fire or explosion may occur.

⚠ CAUTION

- Do not touch the switch with wet fingers. Touching a switch with wet fingers can cause electric shock.
- Do not allow children to play on or around the unit to prevent injury.
- The heat exchanger fins are sharp enough to cut. To avoid injury wear gloves or cover the fins while working around them.
- Do not touch the refrigerant pipes during and immediately after operation as the refrigerant pipes may be hot or cold, depending on the condition of the refrigerant flowing through the refrigerant piping, compressor, and other refrigerant cycle parts. Your hands may suffer burns or frostbite if you touch the refrigerant pipes. To avoid injury, give the pipes time to return to normal temperature or, if you must touch them, be sure to wear proper gloves.
- Install drain piping to ensure proper drainage. Improper drain piping may result in water leakage and property damage.
- Insulate piping to prevent condensation.
- Be careful when transporting the product.
- Do not turn off the power immediately after stopping operation. Always wait for at least 5 minutes before turning off the power. Otherwise, water leakage may occur.
- Do not use a charging cylinder. Using a charging cylinder may cause the refrigerant to deteriorate.
- Refrigerant R410A in the system must be kept clean, dry, and tight.

  (a) Clean and Dry -- Foreign materials (including mineral oils such as SUNISO oil or moisture) should be prevented from getting into the system.

  (b) Tight -- R410A does not contain any chlorine, does not destroy the ozone layer, and does not reduce the earth's protection again harmful ultraviolet radiation. R410A can contribute to the greenhouse effect if it is released. Therefore take proper measures to check for the tightness of the refrigerant piping installation. Read the chapter *Refrigerant Piping Work* and follow the procedures.
- Since R410A is a blend, the required additional refrigerant must be charged in its liquid state. If the refrigerant is charged in a state of gas, its composition can change and the system will not work properly.
- The indoor unit is for R410A. See the catalog for indoor models that can be connected. Normal operation is not possible when connected to other units.
- Remote controller (wireless kit) transmitting distance can be shorter than expected in rooms with electronic fluorescent lamps (inverter or rapid start types). Install the indoor unit far away from fluorescent lamps as much as possible.
- Indoor units are for indoor installation only. Outdoor units can be installed either outdoors or indoors.
- Do not install the air conditioner or heat pump in the following locations:
  (a) Where a mineral oil mist or oil spray or vapor is produced, for example, in a kitchen.
  Plastic parts may deteriorate and fall off or result in water leakage.
  (b) Where corrosive gas, such as sulfurous acid gas, is produced.
  Corroding copper pipes or soldered parts may result in refrigerant leakage.
  (c) Near machinery emitting electromagnetic waves.
  Electromagnetic waves may disturb the operation of the control system and cause the unit to malfunction.
  (d) Where flammable gas may leak, where there is carbon fiber, or ignitable dust suspension in the air, or where volatile flammables such as thinner or gasoline are handled. Operating the unit in such conditions can cause a fire.
- Take adequate measures to prevent the outdoor unit from being used as a shelter by small animals. Small animals making contact with electrical parts can cause malfunctions, smoke, or fire. Instruct the user to keep the area around the unit clean.

⚠ NOTE

- The indoor unit should be positioned where the unit and inter-unit wires (outdoor to indoor) are at least 3.3ft (1m) away from any televisions or radios. (The unit may cause interference with the picture or sound.) Depending on the radio waves, a distance of 3.3ft (1m) may not be sufficient to eliminate the noise.
- Dismantling the unit, treatment of the refrigerant, oil and additional parts must be done in accordance with the relevant local, state, and national regulations.
- Do not use the following tools that are used with conventional refrigerants: gauge manifold, charge hose, gas leak detector, reverse flow check valve, refrigerant charge base, vacuum gauge, or refrigerant recovery equipment.
- If the conventional refrigerant and refrigerator oil are mixed in R410A, the refrigerant may deteriorate.
- This air conditioner or heat pump is an appliance that should not be accessible to the general public.
- As design pressure is 604 psi, the wall thickness of field-installed pipes should be selected in accordance with the relevant local, state, and national regulations.

Accessories

Ⓐ Mounting plate 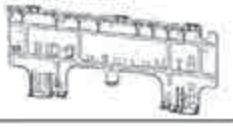	1	Ⓑ Mounting plate fixing screw M4 × 1" (M4 × 25mm)	5	Ⓒ Titanium apatite deodorizing filter	2
Ⓓ Wireless remote controller	1	Ⓔ Remote controller holder	1	Ⓕ Remote controller holder fixing screw M3 × 13/16" (M3 × 20mm)	2
Ⓖ Dry battery AAA, LR03 (alkaline)	2	Ⓗ Indoor unit fixing screw M4 × 1/2" (M4 × 12mm)	2	Ⓙ Screw cover	2
Ⓚ Insulation tape	1	Ⓛ Operation manual	1	Ⓜ Installation manual	1
Ⓝ Warranty	1				

Choosing an Installation Site

Before choosing the installation site, obtain user approval.

1. Indoor unit

The indoor unit should be positioned in a place where:

1) the restrictions on the installation requirements specified in **"Indoor Unit Installation Diagram"** on page 4 are met,
2) both the air inlet and air outlet are unobstructed,
3) the unit is not exposed to direct sunlight,
4) the unit is away from sources of heat or steam,
5) there is no source of machine oil vapor (this may shorten the indoor unit service life),
6) cool/warm air is circulated throughout the room,
7) the unit is away from electronic ignition type fluorescent lamps (inverter or rapid start type) as they may affect the remote controller range,
8) no laundry equipment is nearby.

2. Wireless remote controller

Turn on all the fluorescent lamps in the room, if any, and find a location where the remote controller signals are properly received by the indoor unit (within 19-11/16ft (6m)).

Indoor Unit Installation Diagram

⚠ CAUTION

- Do not hit or violently push the INTELLIGENT EYE sensor. This can lead to damage and malfunction.
- Do not place large objects near the INTELLIGENT EYE sensor. Also keep heating units or humidifiers outside the sensor's detection area.

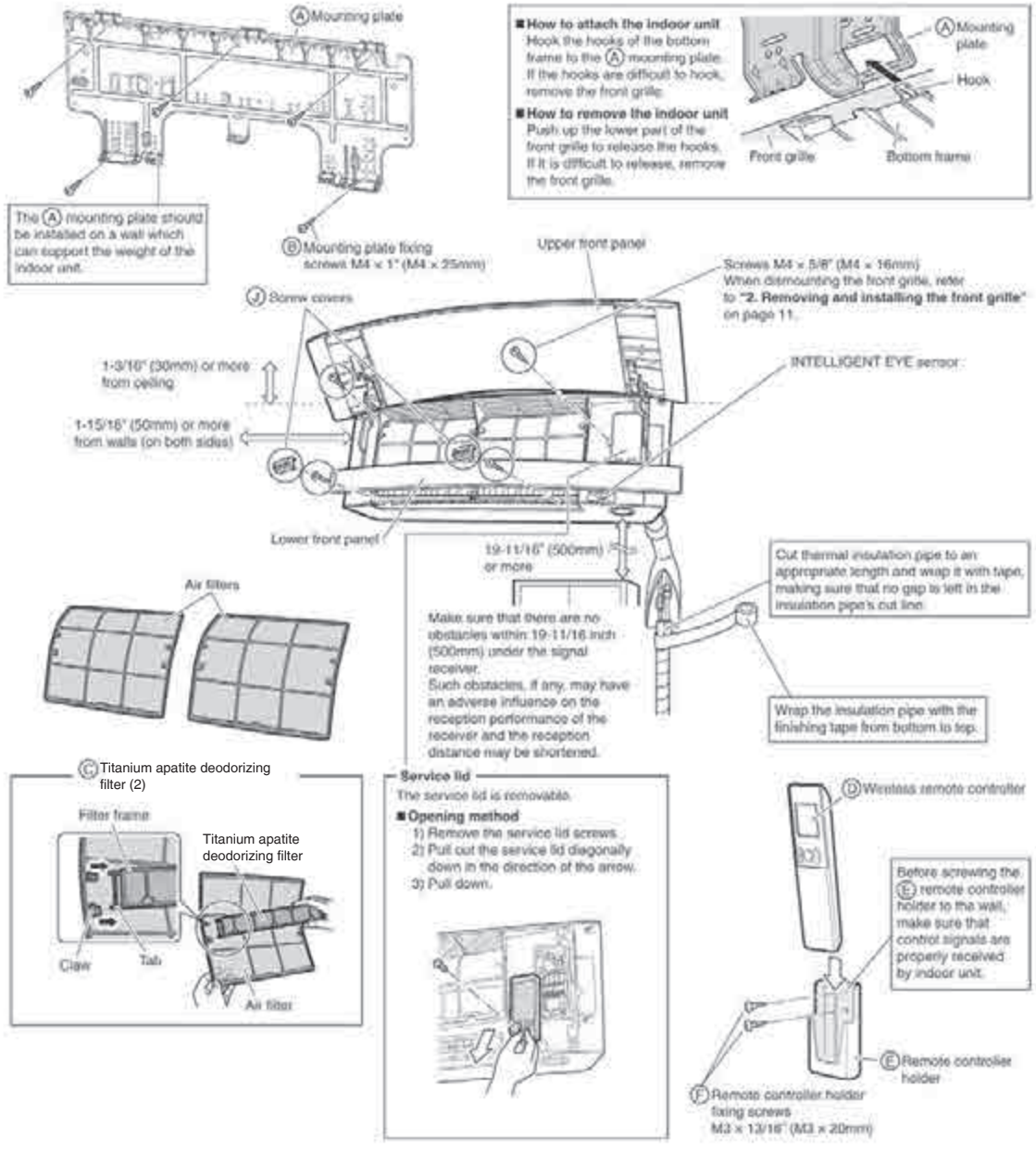

4

Indoor Unit Installation

1. Installing the mounting plate

The mounting plate should be installed on a wall which can support the weight of the indoor unit.

1)Temporarily secure the mounting plate to the wall, make sure that the plate is completely level, and mark the drilling points on the wall.

2)Secure the mounting plate to the wall with screws.

Recommended mounting plate retention spots and dimensions

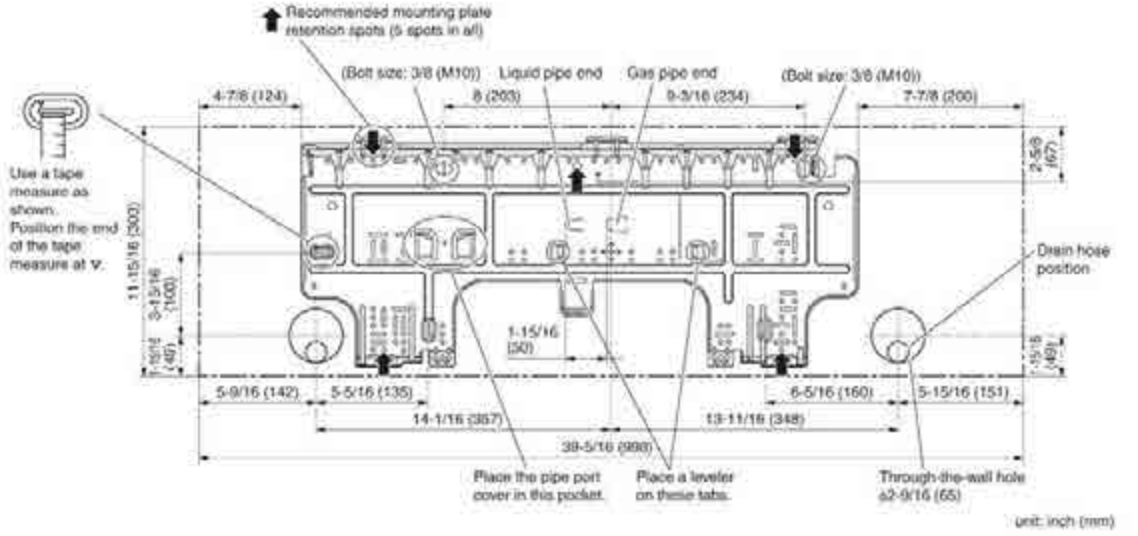

unit: inch (mm)

2. Drilling a wall hole and installing wall embedded pipe

⚠WARNING

For metal frame or metal board walls, be sure to use a wall embedded pipe and wall hole cover in the feed-through hole to prevent possible heat, electric shock, or fire.

- Be sure to caulk the gaps around the pipes with caulking material to prevent condensation.
  1) Drill a feed-through hole with a ϕ2-9/16 inch (65mm) diameter through the wall at a downward angle toward the outside.
  2) Insert a wall embedded pipe into the hole.
  3) Insert a wall hole cover into wall pipe.
  4) After completing refrigerant piping, wiring, and drain piping, caulk the pipe hole gap with putty.

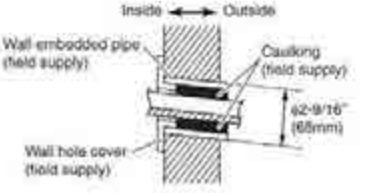

3. Installing the indoor unit

- The recommended installation method is back piping.
- **When performing bottom piping or left side piping, refer to "3-4. Bottom or left side piping" on page 7.**
- Right side piping cannot be performed.

3-1. Right-back piping

1) Attach the drain hose to the underside of the refrigerant pipes with adhesive vinyl tape.

2) Wrap the refrigerant pipes and drain hose together with Ⓚ insulation tape.

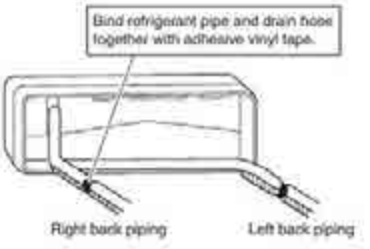

5

3) Pass the drain hose and refrigerant pipes through the wall hole, then position the indoor unit on the Ⓐ mounting plate hooks, using the △ markings at the top of the indoor unit as a guide.

3-2. Left-back piping

1) Replace the drain plug and drain hose.

How to replace the drain plug and drain hose

Replacing onto the left side

1) Remove the fixing screw on the right side and remove the drain hose.
2) Remove the drain plug on the left side and attach it to the right side.
3) Insert the drain hose and tighten with the included fixing screw. Forgetting to tighten this may cause water leakages.

Drain hose attachment position

The drain hose is on the back of the unit.

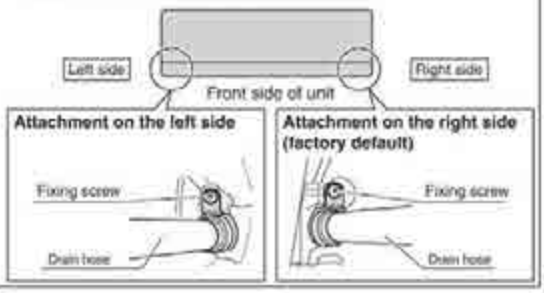

2) Attach the drain hose to the underside of the refrigerant pipes with adhesive vinyl tape.
3) Be sure to connect the drain plug to the drain port in place of without drain hose.

How to set the drain plug

Do not apply lubricating oil (refrigerant oil) to the drain plug when inserting it. The application of lubrication oil to the drain plug will deteriorate the plug to cause drain leakage from the plug.

4) Shape the refrigerant pipes along the pipe path marking on the Ⓐ mounting plate.
5) Pass the drain hose and refrigerant pipes through the wall hole, then position the indoor unit on the Ⓐ mounting plate hooks, using the △ markings at the top of the indoor unit as a guide.
6) Connect the refrigerant pipes.
7) In case of pulling the drain hose through the back of the indoor unit, wrap the refrigerant pipes and drain hose together with Ⓚ insulation tape as shown in the figure.

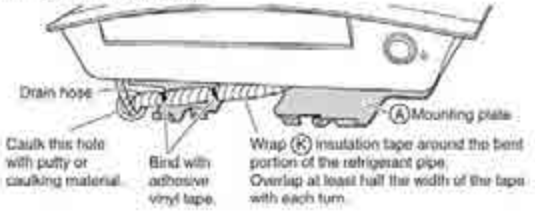

8) Press the bottom edge of the indoor unit with both hands until it is firmly caught by the Ⓐ mounting plate hooks.
Secure the indoor unit to the Ⓐ mounting plate with the Ⓗ indoor unit fixing screws M4 × 1/2" (M4 × 12mm).

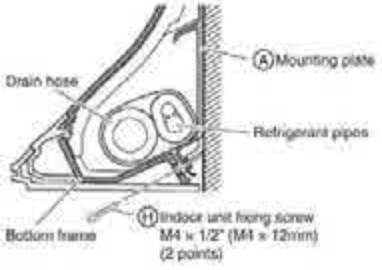

6

Indoor Unit Installation

3-3. Wall embedded piping

Follow the instructions given under left-back piping.

1) Insert the drain hose to this depth so it won't be pulled out of the drain pipe.

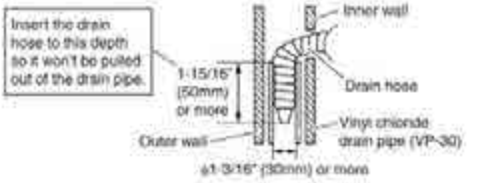

3-4. Bottom or left side piping

1) Cut off the pipe port cover with a copping saw.
   - **For bottom piping:** On the bottom of the front grille
   - **For left side piping:** On the side cover (front grille side and unit side)

   Apply the blade of the copping saw to the notch, and cut off the pipe port cover along the uneven inner surface.

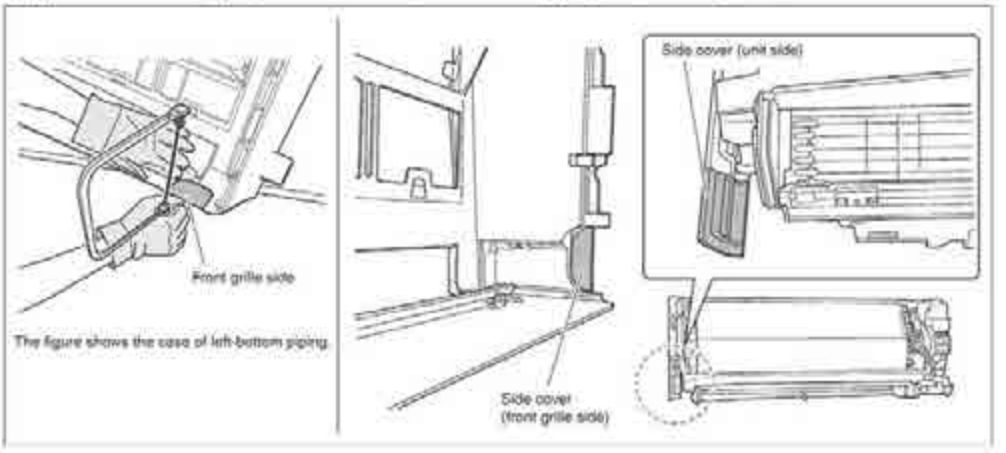

2) After cutting off the pipe port cover, perform filing.
   Remove the burrs along the cut section using a half round needle file.

3) Wrap the refrigerant pipes and drain hose together with Ⓚ insulation tape.
   Then, insert the drain hose and refrigerant pipes into the wall hole after inserting them into the cut out piping hole opened.

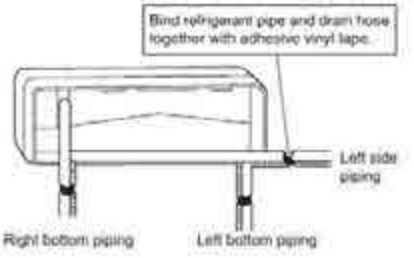

NOTE

- Be careful not to let chips enter the driving section of the arm.
- Be careful not to put pressure on the lower front panel.

7

2

4. Wiring

Refer to the installation manual for the outdoor unit also.

⚠ WARNING

- Do not use tapped wires, extension cords, or starburst connections, as they may cause overheating, electric shock, or fire.
- Do not use locally purchased electrical parts inside the product. (Do not branch the power for the drain pump, etc., from the terminal block.) Doing so may cause electric shock or fire.
- Do not connect the power wire to the indoor unit. Doing so may cause electric shock or fire.

⚠ CAUTION

When connecting the connection wire to the terminal block using a single core wire, be sure to perform curling.
Problems with the installation may cause heat and fires.

With a multi indoor unit, install as described in the installation manual supplied with the multi outdoor unit.

1) Remove the upper front panel, then remove the service lid. (Refer to the opening method on page 4.)
2) Lift up the unit and place it on the Ⓐ mounting plate hooks.
3) Remove the front grille. (Refer to the removal method on page 11.)

4) Remove the conduit mounting plate and then secure the conduit to the conduit mounting plate with the lock nut, as shown in the illustration.
5) Strip wire ends (3/4 inch (20mm)).
6) Match wire colors with terminal numbers on the indoor and outdoor unit's terminal blocks and firmly secure the wires in the corresponding terminals with the screws.
7) Connect the ground wire to the corresponding terminals.
8) Pull the wires lightly to make sure they are securely connected.
9) In case of connecting to an adapter system, run the remote controller cable and attach the S21. (Refer to **"5. When connecting to an HA system"** on page 13.)
10) Attach the conduit mounting plate.
11) Shape the wires so that the service lid fits securely.
12) Attach the front grille.
13) Attach the service lid and the upper front panel.

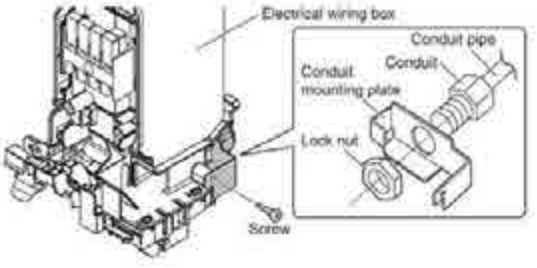

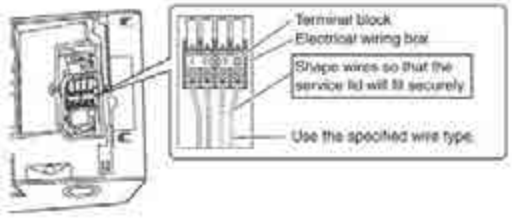

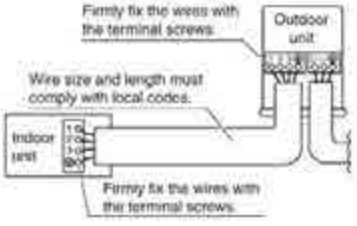

8

Indoor Unit Installation

5. Drain piping

1) Connect the drain hose, as described on the right.

2) Remove the upper front panel and the air filters. (Refer to removal method on page 11.) Pour some water into the drain pan to check the water flows smoothly.

3) If drain hose extension or embedded drain piping is required, use appropriate parts that match the hose front end.

Figure of hose front end

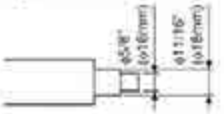

- When drain hose requires extension, obtain an extension hose with an inner diameter of 5/8 inch (16mm). Be sure to thermally insulate the indoor section of the extension hose.

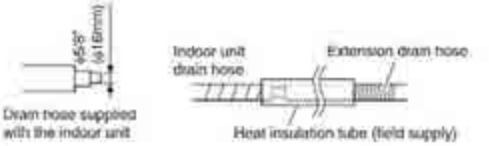

- When connecting a rigid polyvinyl chloride pipe (nominal diameter 1/2 inch (13mm)) directly to the drain hose attached to the indoor unit as with embedded piping work, use any commercially available drain socket (nominal diameter 1/2 inch (13mm)) as a joint.



Refrigerant Piping Work

⚠ WARNING

- Do not apply mineral oil on flared part.
- Prevent mineral oil from getting into the system as this would reduce the service life of the units.
- Never use piping which has been used for previous installations. Only use parts which are delivered with the unit.
- Never install a dryer to this R410A unit in order to guarantee its service life.
- The drying material may dissolve and damage the system.
- Incomplete flaring may result in refrigerant gas leakage.

With a multi indoor unit, install as described in the installation manual supplied with the multi outdoor unit.

1. Flaring the pipe end

1) Cut the pipe end with a pipe cutter.
2) Remove burrs with the cut surface facing downward so that the filings do not enter the pipe.
3) Put the flare nut on the pipe.
4) Flare the pipe.
5) Check that the flaring has been done correctly.

Flaring

Set exactly at the position shown below.

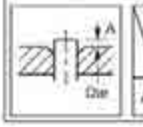

	Flare tool for R410A	Conventional flare tool	
	Clutch-type	Clutch-type (Rigid-type)	Wing-nut type (Imperial-type)
A	0-0.020 inch (0-0.5mm)	0.039-0.059 inch (1.0-1.5mm)	0.059-0.079 inch (1.5-2.0mm)

Check

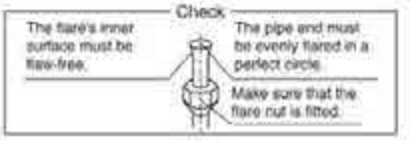

9

2. Refrigerant piping

⚠ CAUTION

- Use the flare nut fixed to the main unit. (This is to prevent the flare nut from cracking as a result of deterioration over time.)
- To prevent gas leakage, apply refrigeration oil only to the inner surface of the flare. (Use refrigeration oil for R410A.)
- Use a torque wrench when tightening the flare nuts to prevent damage to the flare nuts and gas leakage.

- Align the centers of both flares and tighten the flare nuts 3 or 4 turns by hand, then tighten them fully with a spanner and a torque wrench.

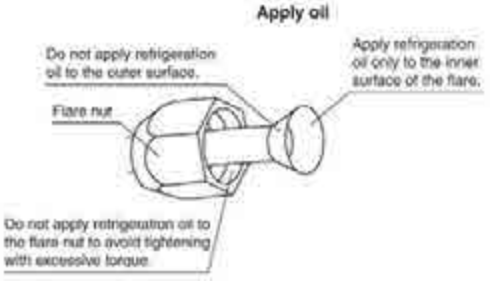

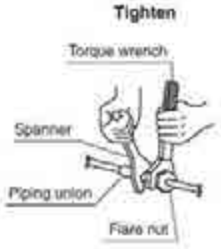

	Piping size	Flare nut tightening torque
Gas side	O.D. 3/8 inch (9.5mm)	24-1/6–29-1/2ft • lbf (32.7-39.9N • m)
	O.D. 1/2 inch (12.7mm)	36-1/2–44-1/2ft • lbf (49.5-60.3N • m)
Liquid side	O.D. 1/4 inch (6.4mm)	10-1/2–12-3/4ft • lbf (14.2-17.2N • m)

2-1. Caution on piping handling

- Protect the open end of the pipe against dust and moisture.
- All pipe bends should be as gentle as possible. Use a pipe bender for bending.

2-2. Selection of copper and heat insulation materials

When using commercial copper pipes and fittings, observe the following:

- Insulation material: Polyethylene foam
  Heat transfer rate: 0.041 to 0.052W/mK (0.024 to 0.030Btu/fth°F (0.035 to 0.045kcal/mh°C))
  Be sure to use insulation that is designed for use with HVAC Systems.
- ACR Copper only.

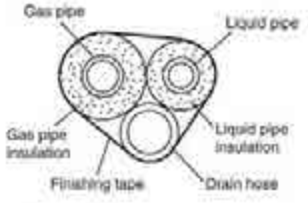

- Be sure to insulate both the gas and liquid piping and observe the insulation dimensions as below.

	Piping size	Minimum bend radius	Piping thickness	Thermal insulation size	Thermal insulation thickness
Gas side	O.D. 3/8 inch (9.5mm)	1-3/16 inch (30mm) or more	0.031 inch (0.8mm) (C1220T-O)	I.D. 15/32-19/32 inch (12-15mm)	13/32 inch (10mm) Min.
	O.D. 1/2 inch (12.7mm)	1-9/16 inch (40mm) or more		I.D. 9/16-5/8 inch (14-16mm)	
Liquid side	O.D. 1/4 inch (6.4mm)	1-3/16 inch (30mm) or more		I.D. 5/16-13/32 inch (8-10mm)	

- Use separate thermal insulation pipes for gas and liquid refrigerant pipes.

Installation Tips

1. Removing and installing the upper front panel

• Removal method

1) Open the upper front panel.
2) Slide the front panel locks on the back of the front panel upward to release the locks (left and right sides).
3) Remove the panel shafts on both sides from the shaft holes, and dismount the upper front panel.

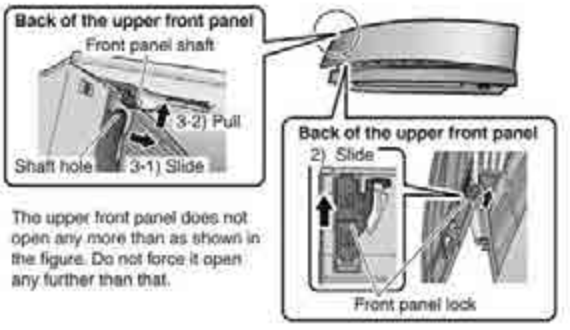

The upper front panel does not open any more than as shown in the figure. Do not force it open any further than that.

⚠ CAUTION

Do not attempt to push closed the front panel with the upper and lower front panels overlapping. Internal parts may break. (See Fig. 5) If the front panel must be closed by hand for some reason (remote controller not functioning owing to lack of power supply, etc.), follow the instructions affixed to the indoor unit.

Fig. 1

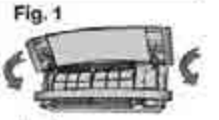

Fig. 2

Fig. 5

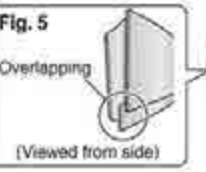

• Installation method

1) Slide the front panel locks on the back of the front panel upward to release the locks (left and right sides).
2) Insert the panel shafts on both sides of the upper front panel into the shaft holes.
3) Slide the front panel locks on each side downward to lock them.
4) Close the upper front panel slowly. (See **Fig. 1**)
5) Do not push on the panel to close it. (See **Fig. 2**)
6) Turn on the unit using the remote controller. Wait till the upper and lower front panels are completely open. Then, turn off the unit using the remote controller again. (See **Fig. 3**)
7) Once the both panels close completely, gently push the upper front panel to hook it into position. (See **Fig. 4**)

Fig. 3

Fig. 4

2. Removing and installing the front grille

⚠ CAUTION

Be sure to wear protection gloves.

• Removal method

1) Remove the upper front panel and air filters.
2) Remove the service lid. (Refer to the opening method on page 4.)
3) Disconnect the wire harnesses from the wire clamp, and remove the wire harnesses from the connectors.
4) Push the lower front panel up until it stops.
5) Dismount the flap (large).
6) Open the 2 screw covers, and remove 4 screws from the front grille. (The screw covers are not factory-mounted.)

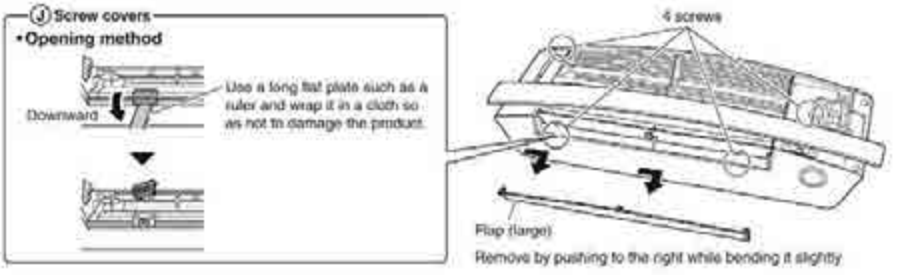

11

7) Wear protection gloves and insert both hands under the front grille as shown in the figure.

8) Remove the front grille from the 3 upper hooks by pushing up the top side of the front grille, pull the front grille toward you by holding both ends of the front grille, and dismount the front grille.
   - If the grille is hard to remove, insert a long flat plate* through the gap in the side cover as shown in the figure, and turn the plate inwards to disengage the hooks (3 hooks each on the right and left sides) so that you can remove the grille easily.
   * Such as a ruler wrapped in a cloth

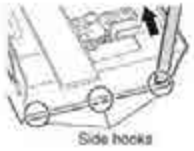

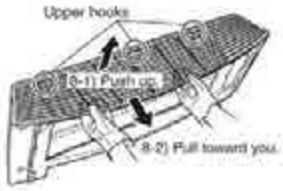

• Installation method

1) Install the front grille and firmly engage the upper hooks (3 locations), right and left sides hooks (each 3 locations).
2) Install 4 screws of the front grille, and close the 2 screw covers.
3) Mount the flap (large).
4) Lower the lower front panel to the original position.
5) Attach the wire harnesses to the 2 connectors and secure the wire harnesses with the wire clamp.
6) Install the air filters and then mount the upper front panel.

3. How to set the different addresses

When 2 indoor units are installed in one room, the 2 wireless remote controllers can be set for different addresses. Change the address setting of one of the two units. When cutting the jumper be careful not to damage any of the surrounding parts.

1) Remove the upper front panel and front grille. (Refer to the removal method on page 11.)
2) Cut the address jumper (JA) on the printed circuit board.
3) Cut the address jumper (J4) in the remote controller.
   - Be careful not to cut jumper (J8).

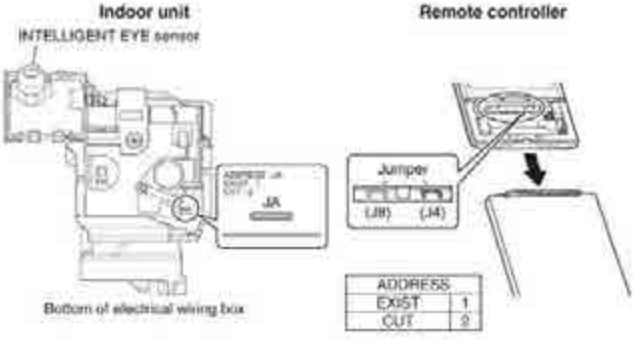

4. When connecting a wireless LAN connecting adapter

• Connection method

1) Remove the upper front panel. (Refer to the removal method on page 11.)
2) Open the cover, grab the connecting cord with your fingers and pull it out.

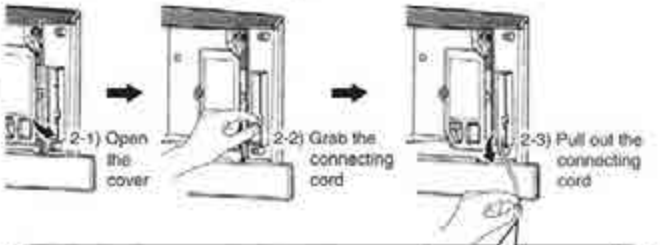

3) Remove the binding band and pull the insulation tube off the connecting cord.

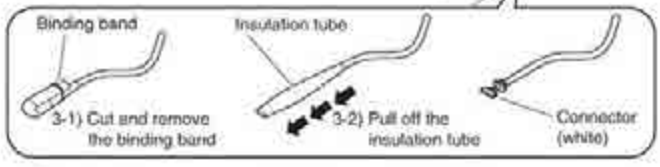

4) Connect the wireless LAN connecting adapter. (For details on connection procedures, refer to the installation manual for the wireless LAN connecting adapter.)
5) Place the adapter case into the indoor unit and close the cover.
6) Install the upper front panel. (Refer to the installation method on page 11.)

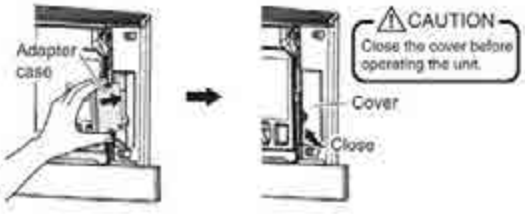

Installation Tips

5. When connecting to an HA system (wired remote controller, central remote controller etc.)

• Removal methods for metal plate electrical wiring box covers

1) Remove the upper front panel and front grille. (Refer to the removal method on page 11.)
2) Remove the electrical wiring box. (1 screw)
3) Remove the 4 tabs and dismount the metal plate electrical wiring box cover (A).
4) Pull down the hook on the metal plate electrical wiring box cover (B), and remove a single tab.
5) Remove the 2 tabs on the top part and dismount the metal plate electrical wiring box cover (B).

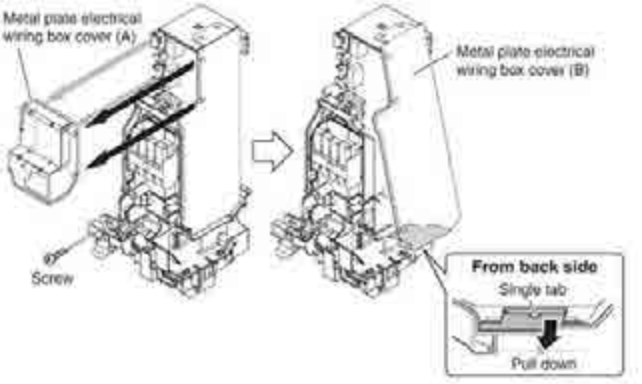

• Attachment methods of connection cord

1) Remove the factory-mounted connector from S21.
2) Tie the harnesses in a bundle as shown in the figure so that the removed connector does not interfere with the printed circuit board.

3) Attach the connection cord to the S21 connector and pull the harness out through the notched part in the figure.

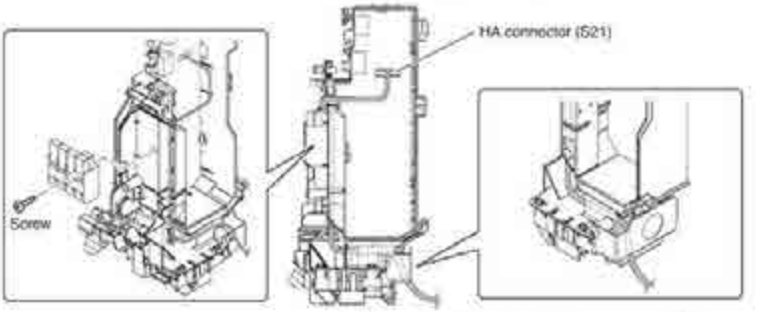

• Attachment methods for metal plate electrical wiring box covers

1) Hook the top part of the metal plate electrical wiring box cover (B) on the 2 tabs.
2) Press in the hook on the bottom to catch a single tab, and mount the metal plate electrical wiring box cover (B).
3) Insert the connector into the hole, and hook and mount the metal plate electrical wiring box cover (A) onto the 4 tabs.
4) Install the electrical wiring box. (1 screw)
5) Install the upper front panel and front grille. (Refer to the installation method on page 11.)

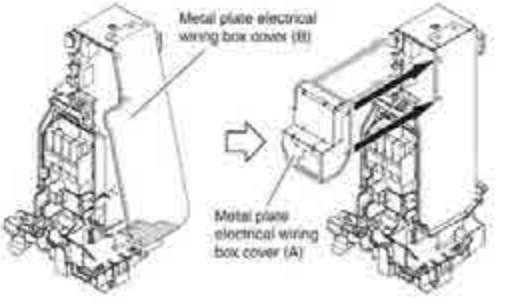

Trial Operation and Testing

1. Trial operation and testing

- Trial operation should be carried out in either COOL or HEAT operation.

1-1. Measure the supply voltage and make sure that it is within the specified range.

1-2. In COOL operation, select the lowest programmable temperature; in HEAT operation, select the highest programmable temperature.

1-3. Carry out the trial operation following the instructions in the operation manual to ensure that all functions and parts, such as the movement of the louvers, are working properly.

- To protect the air conditioner, restart operation is disabled for 3 minutes after the system has been turned off.

1-4. After trial operation is complete, set the temperature to a normal level (78°F to 82°F (26°C to 28°C) in COOL operation, 68°F to 75°F (20°C to 24°C) in HEAT operation).

- When operating the air conditioner in COOL operation in winter, or HEAT operation in summer, set it to the trial operation mode using the following method.

  1) Press to turn on the system.
  2) Press both of and at the same time.
  3) Press , select "TEST", and press for confirmation.

  - Trial operation will stop automatically after about 30 minutes.
    To stop the operation, press .
  - Some of the functions cannot be used in the trial operation mode.

- The air conditioner draws a small amount of power in its standby mode. If the system is not to be used for some time after installation, shut off the circuit breaker to eliminate unnecessary power consumption.
- If the circuit breaker trips to shut off the power to the air conditioner, the system will restore the original operation mode when the circuit breaker is opened again.

2. Test items

Test items	Symptom	Check
Indoor and outdoor units are installed securely.	Fall, vibration, noise	
No refrigerant gas leaks.	Incomplete cooling/heating function	
Refrigerant gas and liquid pipes and indoor drain hose extension are thermally insulated.	Water leakage	
Draining line is properly installed.	Water leakage	
System is properly grounded.	Electrical leakage	
Only specified wires are used for all wiring, and all wires are connected correctly.	No operation or burn damage	
Indoor or outdoor unit's air inlet or air outlet are unobstructed.	Incomplete cooling/heating function	
Stop valves are opened.	Incomplete cooling/heating function	
Indoor unit properly receives remote controller commands.	No operation	
will be displayed when the MODE button is pressed.*	No heating	
Pipes and wires are connected to the corresponding terminal blocks/ connection ports for the connected unit.	No cooling/heating	

* Check that the jumper (J8) has not been cut. If it has been cut, contact the service shop.

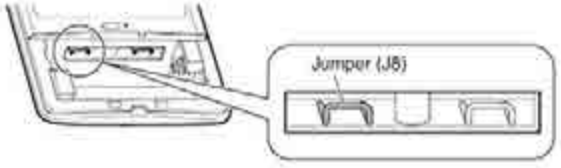

14

3P436087-1B

2. CTXS, FTXS, CDXS, FDXS Series

2.1 Safety Considerations

- Read these Safety Precautions carefully to ensure correct installation.
- This manual classifies the precautions into DANGER, WARNING and CAUTION. Be sure to follow all the precautions below: they are all important for ensuring safety.

⚠ **DANGER .....Indicates an imminently hazardous situation which, if not avoided, will result in death or serious injury.**

⚠ **WARNING .....Failure to follow any of WARNING is likely to result in such grave consequences as death or serious injury.**

⚠ **CAUTION .....Failure to follow any of CAUTION may in some cases result in grave consequences.**

- The following safety symbols are used throughout this manual:

Be sure to observe this instruction.	Be sure to establish a ground connection.	Never attempt.

- After completing installation, test the unit to check for installation errors. Give the user adequate instructions concerning the use and cleaning of the unit according to the Operation Manual.

⚠ DANGER
• Refrigerant gas is heavier than air and replaces oxygen. A massive leak could lead to oxygen depletion, especially in basements, and an asphyxiation hazard could occur leading to serious injury or death.
• If the refrigerant gas leaks during installation, ventilate the area immediately. Refrigerant gas may produce a toxic gas if it comes in contact with fire such as from a fan heater, stove or cooking device. Exposure to this gas could cause severe injury or death.
• After completing the installation work, check that the refrigerant gas does not leak. Refrigerant gas may produce a toxic gas if it comes in contact with fire such as from a fan heater, stove or cooking device. Exposure to this gas could cause severe injury or death.
• Do not ground units to water pipes, telephone wires or lightning rods because incomplete grounding could cause a severe shock hazard resulting in severe injury or death, and to gas pipes because a gas leak could result in an explosion which could lead to severe injury or death.
• Safely dispose of the packing materials. Packing materials, such as nails and other metal or wooden parts, may cause stabs or other injuries. Tear apart and throw away plastic packaging bags so that children will not play with them. Children playing with plastic bags face the danger of death by suffocation.
• Do not install unit in an area where flammable materials are present due to risk of explosion resulting in serious injury or death.
• Do not ground units to telephone wires or lightning rods because lightning strikes could cause a severe shock hazard resulting in severe injury or death, and to gas pipes because a gas leak could result in an explosion which could lead to severe injury or death.

⚠ WARNING
• Installation shall be left to the authorized dealer or another trained professional. Improper installation may cause water leakage, electrical shock, fire, or equipment damage.
• Install the air conditioner according to the instructions given in this manual. Incomplete installation may cause water leakage, electrical shock, fire or equipment damage.
• Be sure to use the supplied or exact specified installation parts. Use of other parts may cause the unit to come to fall, water leakage, electrical shock, fire or equipment damage.
• Install the air conditioner on a solid base that is level and can support the weight of the unit. An inadequate base or incomplete installation may cause injury or equipment damage in the event the unit falls off the base or comes loose.
• Electrical work shall be carried out in accordance with the installation manual and the national, state and local electrical wiring codes. Insufficient capacity or incomplete electrical work may cause electrical shock, fire or equipment damage.
• Be sure to use a dedicated power circuit. Never use a power supply shared by another appliance. Follow all appropriate electrical codes.
• For wiring, use a wire or cable long enough to cover the entire distance with no splices if possible. Do not use an extension cord. Do not put other loads on the power supply. Use an only a separate dedicated power circuit. (Failure to do so may cause abnormal heat, electric shock, fire or equipment damage.)
• Use the specified types of wires for electrical connections between the indoor and outdoor units. Follow all state and local electrical codes. Firmly clamp the inter-unit wire so their terminals receive no external stresses. Incomplete connections or clamping may cause terminal overheating, fire or equipment damage.
• After connecting all wires be sure to shape the cables so that they do not put undue stress on the electrical covers, panels or terminals. Install covers over the wires. Incomplete cover installation may cause terminal overheating, electrical shock,fire or equipment damage.
• When installing or relocating the system, be sure to keep the refrigerant circuit free from all substances other than the specified refrigerant (R410A), such as air. (Any presence of air or other foreign substance in the refrigerant circuit causes an abnormal pressure rise which may result in rupture, resulting in injury.)

⚠ WARNING
• During pump-down, stop the compressor before removing the refrigerant piping. If the compressor is still running and the stop valve is open during pump-down, air will be sucked in when the refrigerant piping is removed, causing abnormally high pressure which could lead to equipment damage or and personal injury.
• During installation, attach the refrigerant piping securely before running the compressor. If the refrigerant pipes are not attached and the stop valve is open during pump-down, air will be sucked in when the compressor is run, causing abnormally high pressure which could lead to equipment damage and personal injury.
• Be sure to install a ground fault circuit interrupter breaker. Failure to install a ground fault circuit interrupter breaker may result in electrically shocks, or fire personal injury.

⚠ CAUTION
• Do not install the air conditioner where gas leakage would be exposed to open flames. If the gas leaks and builds up around the unit, it may catch fire.
• Establish drain piping according to the instructions of this manual. Inadequate piping may cause water damage.
• Tighten the flare nut according to the specified torque. A torque wrench should be used. If the flare nut is tightened too much, the flare nut may crack over time and cause refrigerant leakage.
• Do not touch the heat exchanger fins. Improper handling may result in injury.
• Be very careful about product transportation. Some products use PP bands for packaging. Do not use any PP bands for a means of transportation. It is dangerous.
• Electrical work must be performed in accordance with the NEC/CEC by authorized personnel only.

2.2 CTXS07LVJU, FTXS09/12LVJU

Accessories

Indoor unit Ⓐ-Ⓛ

Ⓐ Mounting plate	1	Ⓔ Remote controller holder	1	Ⓙ Tube	1
Ⓑ Mounting plate fixing screw 3/16" × 1" (M4 × 25mm)	5	Ⓕ Fixing screw for remote controller holder 1/8" × 13/16" (M3 × 20mm)	2	Ⓚ Operation manual	1
Ⓒ Titanium apatite deodorizing filter	2	Ⓖ Dry battery AAA. LR03 (alkaline)	2	Ⓛ Installation manual	1
Ⓓ Wireless remote controller	1	Ⓗ Indoor unit fixing screw 3/16" × 1/2" (M4 × 12mm)	2		

Choosing an Installation Site

• Before choosing the installation site, obtain user approval.

1. Indoor unit

• The indoor unit should be sited in a place where:
1) the restrictions on installation specified in the indoor unit installation drawings are met,
2) both air inlet and air outlet have clear paths met,
3) the unit is not in the path of direct sunlight,
4) the unit is away from the source of heat or steam,
5) there is no source of machine oil vapour (this may shorten indoor unit life),
6) cool (warm) air is circulated throughout the room,
7) the unit is away from electronic ignition type fluorescent lamps (inverter or rapid start type) as they may shorten the remote controller range,
8) the unit is at least 3.5ft (1m) away from any television or radio set (unit may cause interference with the picture or sound),
9) install at the recommended height 6ft (1.8m),
10) no laundry equipment is located in the space.

2. Wireless remote controller

1) Turn on all the fluorescent lamps in the room, if any, and find the site where remote control signals are properly received by the indoor unit (within 23ft/7m).

2

2

Indoor Unit Installation Drawings

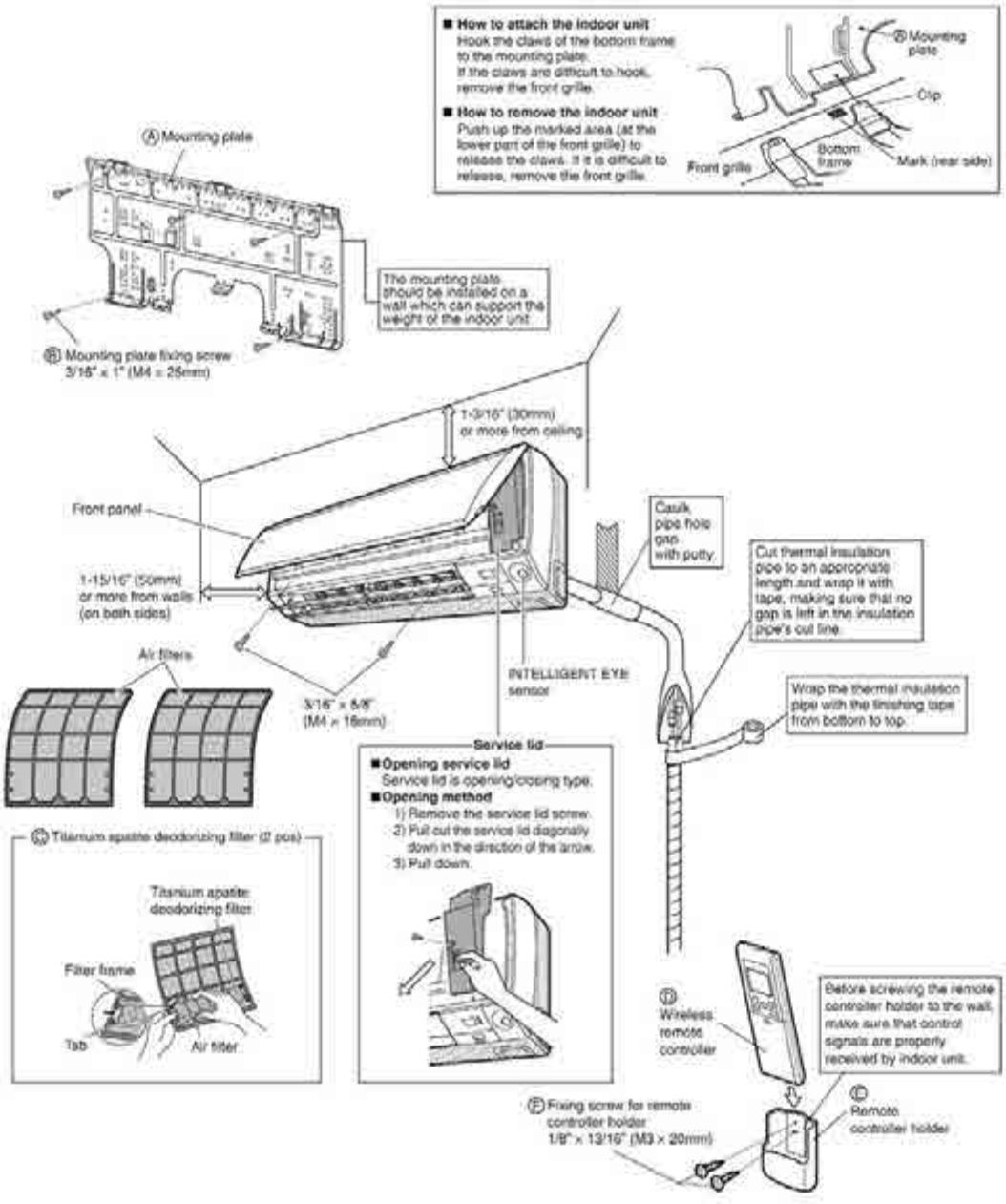

INTELLIGENT EYE sensor

⚠ CAUTION

- Do not hit or forcefully push the INTELLIGENT EYE sensor. This can lead to damage and malfunction.
- Do not place large objects near the sensor. Also keep heating units or humidifiers outside the sensor's detection area.

3

Preparation before Installation

1. Removing and installing front panel

• Removal method

Hook fingers on the tabs on the left and right of the main body, and open until the panel stops. Slide the front panel sideways to disengage the rotating shaft. Then pull the front panel toward you to remove it.

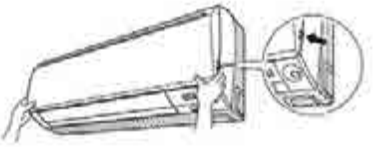

• Installation method

Align the tabs of the front panel with the grooves, and push all the way in. Then close slowly. Push the center of the lower surface of the panel firmly to engage the tabs.

2. Removing and installing front grille

• Removal method

1) Remove front panel to remove the air filter.
2) Remove 2 screws from the front grille.
3) In front of the ○○○ mark of the front grille, there are 3 upper hooks. Lightly pull the front grille toward you with one hand, and push down on the hooks with the fingers of your other hand.

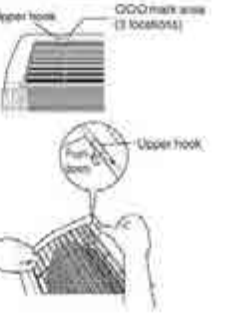

When there is no work space because the unit is close to ceiling

⚠ CAUTION

• Be sure to wear protection gloves.

Place both hands under the center of the front grille, and while pushing up, pull it toward you.

• Installation method

1) Install the front grille and firmly engage the upper hooks (3 locations).
2) Install 2 screws of the front grille.
3) Install the air filter and then mount the front panel.

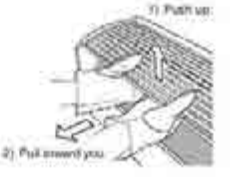

3. How to set the different addresses

When 2 indoor units are installed in one room, the 2 wireless remote controllers can be set for different addresses.

1) Remove the metal plate electrical wiring cover.
   (Refer to the **When connecting to an HA system.**)
2) Cut the address jumper (JA) on the printed circuit board.
3) Cut the address jumper (J4) in the remote controller.

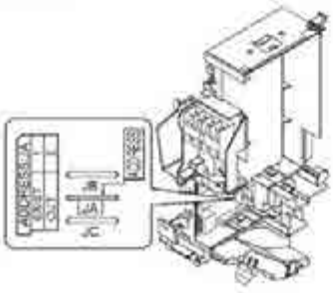

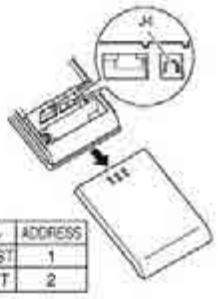

J4	ADDRESS
EXIST	1
CUT	2

4. When connecting to an HA system (wired remote controller, central remote controller etc.)

1) Remove the metal plate electrical wiring cover.
   (Refer to the **Removal/attachment methods of metal plate electrical wiring covers**)
2) Attach the connection cord to the S21 connector and pull the harness out through the notched part in the figure.
3) Replace the electrical wiring cover as it was, and pull the harness around, as shown in the figure.

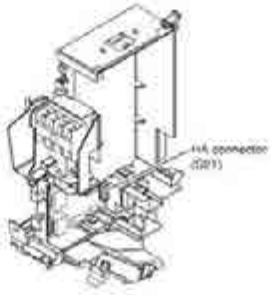

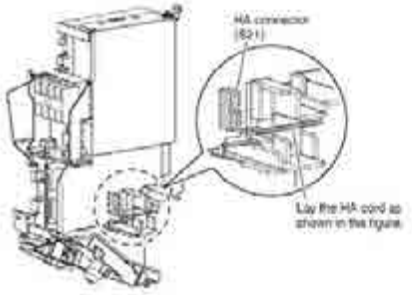

• Removal methods of metal plate electrical wiring cover

1) Remove the front grille.
2) Remove the electrical wiring box. (1 screw)
3) Raise the 2 upper parts of the metal plate electrical wiring cover, pull the parts frontward, and remove the 3 tabs.
4) Slide the metal plate electrical wiring cover upward and remove the 2 tabs on the lower side.

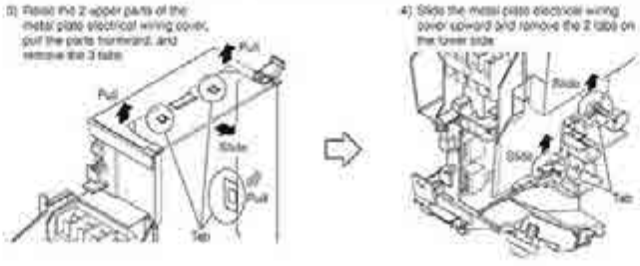

5

Preparation before Installation

• **Attachment methods of metal plate electrical wiring cover**

Attach the metal plate electrical wiring cover as shown below.

1) Lean the metal plate electrical wiring cover as shown in the figure and attach tab (1) on the lower side to the electrical wiring box.

2) Attach tab (2) on the lower side of the metal plate electrical wiring cover.

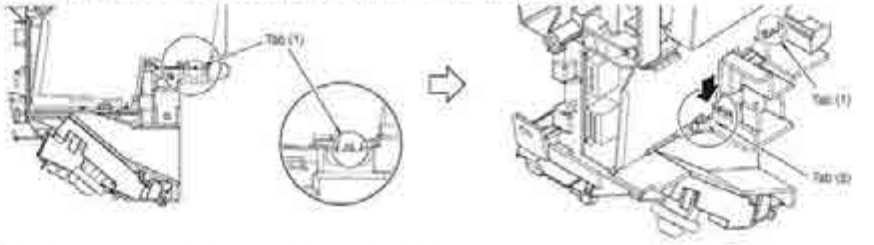

3) Push in the upper part of the metal plate electrical wiring cover and attach the 3 tabs.

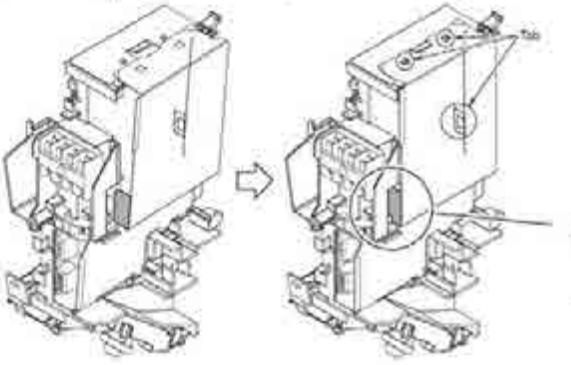

⚠ CAUTION

• Make sure that the shaded part ( ) will not go inside the electrical wiring box.

Refrigerant Piping Work

With a multi indoor unit, install as described in the installation manual supplied with the Multi outdoor unit.

1. Flaring the pipe end

1) Cut the pipe end with a pipe cutter.
2) Remove burrs with the cut surface facing downward so that the chips do not enter the pipe.
3) Put the flare nut on the pipe.
4) Flare the pipe.
5) Check that the flaring is properly made.

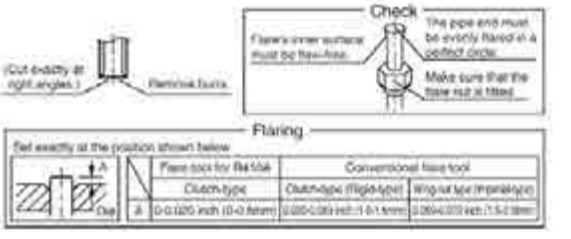

⚠ WARNING

• Do not use mineral oil on flared part.
• Prevent mineral oil from getting into the system as this would reduce the lifetime of the units.
• Never use piping which has been used for previous installations. Only use parts which are delivered with the unit.
• Never install a drier to this R410A unit in order to guarantee its lifetime.
• The drying material may dissolve and damage the system.
• Incomplete flaring may cause refrigerant gas leakage.

2

2. Refrigerant piping

⚠CAUTION

- Use the flare nut fixed to the main unit to prevent it from cracking and deteriorating from age.
- To prevent gas leakage, apply refrigeration oil only to the inner surface of the flare. (Use refrigeration oil for R410A.)
- Use torque wrenches when tightening the flare nuts to prevent damage to the flare nuts and gas leakage.

Align the centers of both flares and tighten the flare nuts 3 or 4 turns by hand. Then tighten them fully with the torque wrenches.

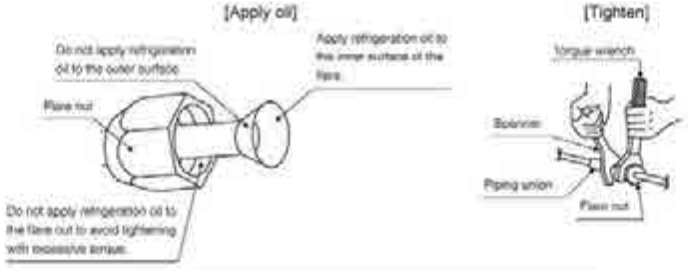

Flare nut tightening torque	
Gas side	Liquid side
3/8 inch (9.5mm)	1/4 inch (6.4mm)
24.1-29.4ft • lbf (32.7-39.9N • m)	10.4-12.7ft • lbf (14.2-17.2N • m)

2-1. Caution on piping handling

1) Protect the open end of the pipe against dust and moisture.
2) All pipe bends should be as gentle as possible. Use a pipe bender for bending.

2-2. Selection of copper and heat insulation materials

- When using commercial copper pipes and fittings, observe the following:

1) Insulation material: Polyethylene foam
Heat transfer rate: 0.041 to 0.052W/mK (0.024 to 0.030Btu/fth°F (0.035 to 0.045kcal/mh°C))
Be sure to use insulation that is designed for use with HVAC Systems.

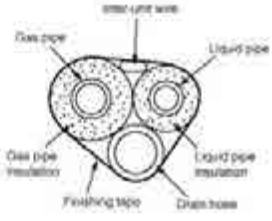

2) Be sure to insulate both the gas and liquid piping and to provide insulation dimensions as below.

Gas side	Liquid side	Gas pipe thermal insulation	Liquid pipe thermal insulation
O.D. 3/8 inch (9.5mm)	O.D. 1/4 inch (6.4mm)	I.D. 15/32-19/32 inch (12-15mm)	I.D. 5/16-13/32 inch (8-10mm)
Minimum bend radius		Thickness 13/32 inch (10mm) Min.	
1-3/16 inch (30mm) or more			
Thickness 0.031 inch (0.8mm) (C1220T-O)			

3) Use separate thermal insulation pipes for gas and liquid refrigerant pipes.

7

Indoor Unit Installation

1. Installing the mounting plate

- The mounting plate should be installed on a wall which can support the weight of the indoor unit.
  1) Temporarily secure the mounting plate to the wall, make sure that the plate is completely level, and mark the boring points on the wall.
  2) Secure the mounting plate to the wall with screws.

Recommended mounting plate retention spots and dimensions

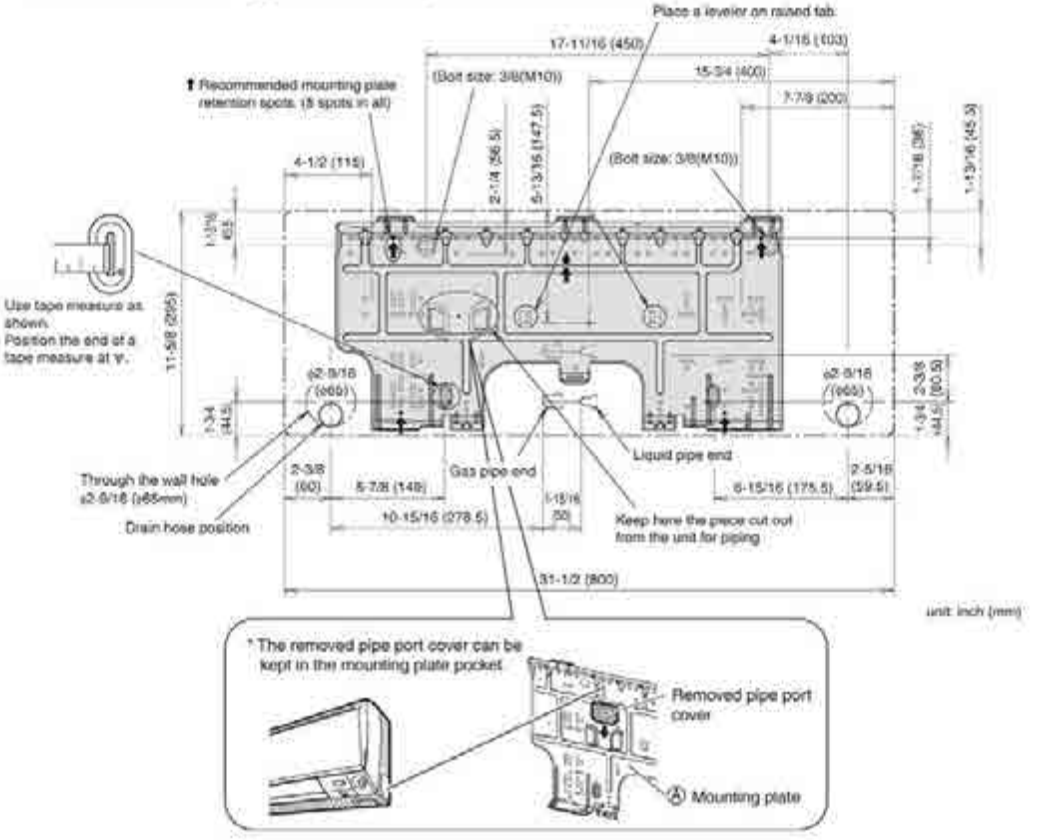

2. Boring a wall hole and installing wall embedded pipe

- For walls containing metal frame or metal board, be sure to use a wall embedded pipe and wall cover in the feed-through hole to prevent possible heat, electrical shock, or fire.
- Be sure to caulk the gaps around the pipes with caulking material to prevent water leakage.
  1) Bore a feed-through hole of 2-9/16 inch (65mm) in the wall so it has a down slope toward the outside.
  2) Insert a wall pipe into the hole.
  3) Insert a wall cover into wall pipe.
  4) After completing refrigerant piping, wiring, and drain piping, caulk pipe hole gap with putty.

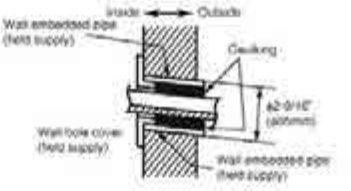

2

3. Laying piping, hoses, and wiring

3-1. Right-side, right-back, or right-bottom piping

1) Attach the drain hose to the underside of the refrigerant pipes with an adhesive vinyl tape.
2) Wrap the refrigerant pipes and drain hose together with insulation tape.

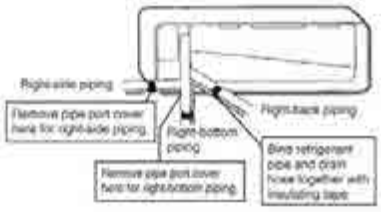

3) Pass the drain hose and refrigerant pipes through the wall hole, then set the indoor unit on the mounting plate hooks by using the △ markings at the top of the indoor unit as a guide.

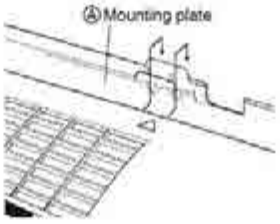

3-2. Left-side, left-back, or left-bottom piping

1) Replace the drain plug and drain hose.
2) Attach the drain hose to the underside of the refrigerant pipes with adhesive vinyl tape.

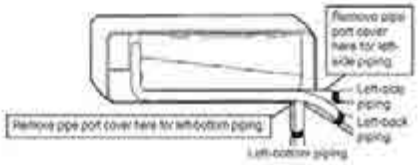

3) Be sure to connect the drain hose to the drain port in place of a drain plug.

How to set drain plug.

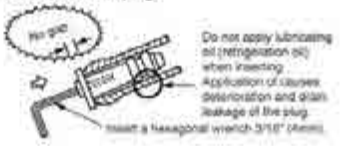

4) Shape the refrigerant pipes along the pipe path marking on the mounting plate.
5) Pass drain hose and refrigerant pipes through the wall hole, then set the indoor unit on mounting plate hooks, using the △ markings at the top of indoor unit as a guide.
6) Pull in the inter-unit wire.
7) Connect the inter-unit pipes.

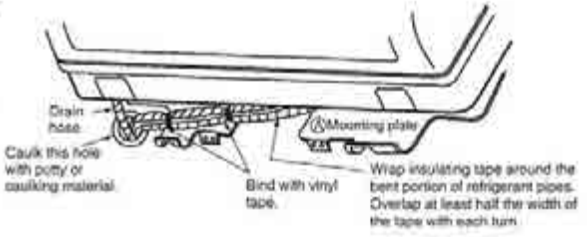

8) Wrap the refrigerant pipes and drain hose together with insulation tape as right figure, in case of setting the drain hose through the back of the indoor unit.
9) While exercising care so that the inter-unit wire do not catch indoor unit, press the bottom edge of indoor unit with both hands until it is firmly caught by the mounting plate hooks. Secure indoor unit to the mounting plate with indoor unit fixing screws 3/16 × 1/2 inch (M4 × 12mm).

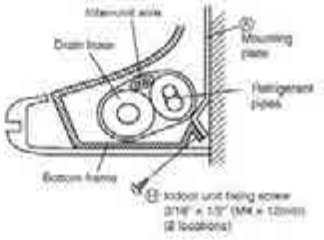

9

Indoor Unit Installation

3-3. Wall embedded piping

• Insert the drain hose to this depth so it won't be pulled out of the drain pipe.

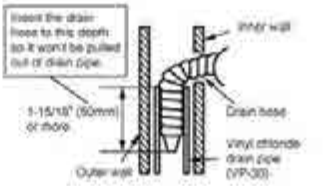

4. Wiring

With a multi indoor unit, install as described in the installation manual supplied with the Multi outdoor unit.

1) As shown in the illustration on the right-hand side, insert the wires including the ground wire into the conduit and secure them with lock nut onto the conduit mounting plate.
2) Insert the wires including the ground wire into ⓙ tube.
   • Cut ⓙ tube when ⓙ tube is too long.
3) Strip wire ends (9/16 inch (15mm)).
4) Match wire colors with terminal numbers on indoor and outdoor unit's terminal blocks and firmly screw wires to the corresponding terminals.
5) Connect the ground wires to the corresponding terminals.
6) Pull the wires and check that the wires are securely fixed to the terminal block.
7) In case of connecting to an adapter system, run the remote controller cable and attach the S21. (Refer to P5 when connecting to an HA system.)
8) Shape the wires so that the service lid fits securely, then close service lid.

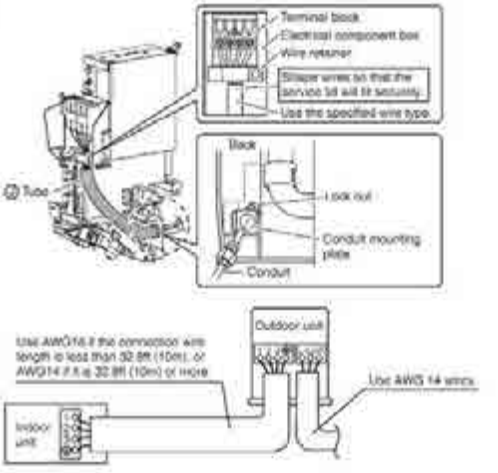

⚠ WARNING

- Do not use tapped wires, stranded wires, extension cords, or starburst connections, as they may cause overheating, electrical shock, or fire.
- Do not use locally purchased electrical parts inside the product. (Do not branch the power for the drain pump, etc., from the terminal block.) Doing so may cause electric shock or fire.
- When carrying out wiring connection, take care not to pull at the conduit.
- Do not connect the power wire to the indoor unit. Doing so may cause electric shock or fire.

2

5. Drain piping

1) Connect the drain hose, as described right.

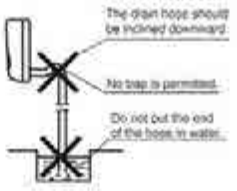

2) Remove the air filters and pour some water into the drain pan to check the water flows smoothly.

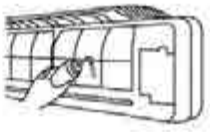

3) When drain hose requires extension, obtain an extension hose commercially available.
Be sure to thermally insulate the indoor section of the extension hose.

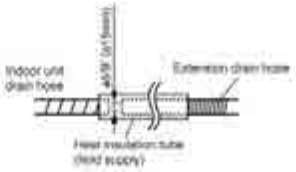

4) When connecting a rigid polyvinyl chloride pipe (nominal diameter 1/2 inch (13mm)) directly to the drain hose attached to the indoor unit as with embedded piping work, use any commercially available drain socket (nominal diameter 1/2 inch (13mm)) as a joint.

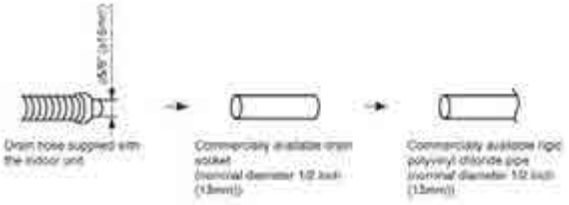

11

Trial Operation and Testing

1. Trial operation and testing

1-1 Measure the supply voltage and make sure that it falls in the specified range.

1-2 Trial operation should be carried out in either cooling or heating mode.

- In cooling mode, select the lowest programmable temperature; in heating mode, select the highest programmable temperature.
  1) Trial operation may be disabled in either mode depending on the room temperature. Use the remote controller for trial operation as described below.
  2) After trial operation is complete, set the temperature to a normal level (78°F to 82°F (26°C to 28°C) in cooling mode, 68°F to 75°F (20°C to 24°C) in heating mode).
  3) For protection, the system disables restart operation for 3 minutes after it is turned off.

1-3 Carry out the test operation in accordance with the operation manual to ensure that all functions and parts, such as fin movement, are working properly.
- The air conditioner requires a small amount of power in its standby mode. If the system is not to be used for some time after installation, shut off the circuit breaker to eliminate unnecessary power consumption.
- If the circuit breaker trips to shut off the power to the air conditioner, the system will restore the original operation mode when the circuit breaker is opened again.

Trial operation from remote controller

1) Press "ON/OFF" button to turn on the system.
2) Press "TEMP" button (2 locations) and "MODE" button at the same time.
3) Press "MODE" button twice.
   (" 1' " will appear on the display to indicate that trial operation mode is selected.)
4) Trial operation terminates in approx. 30 minutes and switches into normal mode. To quit a trial operation, press "ON/OFF" button.

2. Test items

Test items	Symptom (diagnostic display on RC)	Check
Indoor and outdoor units are installed properly on solid bases.	Fall, vibration, noise	
No refrigerant gas leaks.	Incomplete cooling/heating function	
Refrigerant gas and liquid pipes and indoor drain hose extension are thermally insulated.	Water leakage	
Draining line is properly installed.	Water leakage	
System is properly grounded.	Electrical leakage	
The specified wires are used for inter-unit wiring.	Inoperative or burn damage	
Indoor or outdoor unit's air inlet or air outlet has clear path of air. Stop valves are opened.	Incomplete cooling/heating function	
Indoor unit properly receives remote control commands.	Inoperative	
The heat pump or cooling only mode is selectable with the DIP switch of the remote controller.	Remote controller malfunctioning	

3P297301-1F

2.3 FTXS15/18/24LVJU

Accessories

Indoor unit Ⓐ - Ⓜ

Ⓐ Mounting plate	1	Ⓔ Remote controller holder	1	Ⓙ Tube	1
Ⓑ Mounting plate fixing screw 3/16" × 1" (M4 × 25mm)	9	Ⓕ Fixing screw for remote controller holder 1/8" × 13/16" (M3 × 20mm)	2	Ⓚ Operation manual	1
Ⓒ Titanium apatite deodorizing filter	2	Ⓖ Dry battery AAA. LR03 (alkaline)	2	Ⓛ Installation manual	1
Ⓓ Wireless remote controller	1	Ⓗ Indoor unit fixing screw 3/16" × 1/2" (M4 × 12mm)	2	Ⓜ Screw cover	3

Choosing an Installation Site

• Before choosing the installation site, obtain user approval.

1. Indoor unit

• The indoor unit should be sited in a place where:
1) the restrictions on installation specified in the indoor unit installation drawings are met.
2) both air inlet and air outlet have clear paths met.
3) the unit is not in the path of direct sunlight.
4) the unit is away from the source of heat or steam.
5) there is no source of machine oil vapour (this may shorten indoor unit life).
6) cool (warm) air is circulated throughout the room.
7) the unit is away from electronic ignition type fluorescent lamps (inverter or rapid start type) as they may shorten the remote controller range.
8) the unit is at least 3.5ft (1m) away from any television or radio set (unit may cause interference with the picture or sound).
9) install at the recommended height 6ft (1.8m).
10) no laundry equipment is located in the space.

2. Wireless remote controller

1) Turn on all the fluorescent lamps in the room, if any, and find the site where remote control signals are properly received by the indoor unit (within 23ft/7m).

2

Indoor Unit Installation Drawings

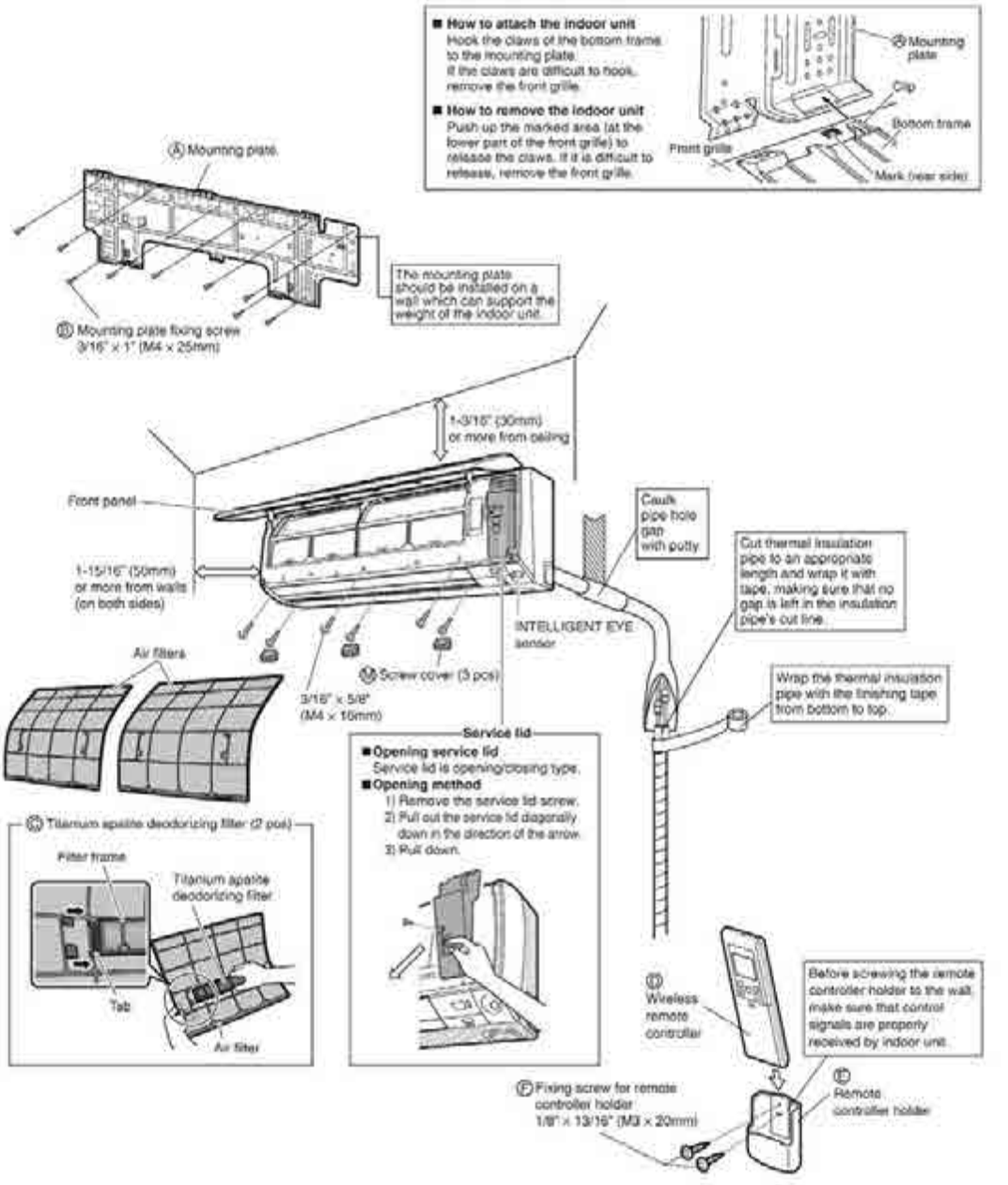

INTELLIGENT EYE sensor

⚠ CAUTION

- Do not hit or forcefully push the INTELLIGENT EYE sensor. This can lead to damage and malfunction.
- Do not place large objects near the sensor. Also keep heating units or humidifiers outside the sensor's detection area.

3

Preparation before Installation

1. Removing and installing front panel

• Removal method

Hook fingers on the tabs on the left and right of the main body, and open until the panel stops. Slide the front panel sideways to disengage the rotating shaft. Then pull the front panel toward you to remove it.

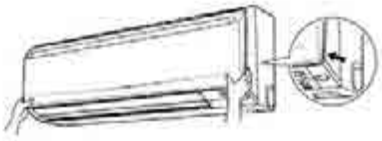

• Installation method

Align the tabs of the front panel with the grooves, and push all the way in. Then close slowly. Push the center of the lower surface of the panel firmly to engage the tabs.

2. Removing and installing front grille

• Removal method

1) Remove front panel to remove the air filter.
2) Remove 6 screws from the front grille.
3) In front of the OOO mark of the front grille, there are 3 upper hooks. Lightly pull the front grille toward you with one hand, and push down on the hooks with the fingers of your other hand.

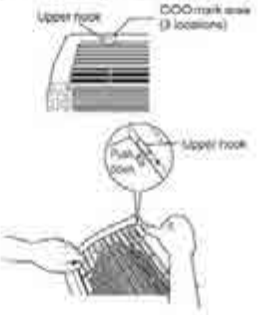

When there is no work space because the unit is close to ceiling

⚠ CAUTION

• Be sure to wear protection gloves.

Place both hands under the center of the front grille, and while pushing up, pull it toward you.

• Installation method

1) Install the front grille and firmly engage the upper hooks (3 locations).
2) Install 6 screws of the front grille.
3) Install the air filter and then mount the front panel.

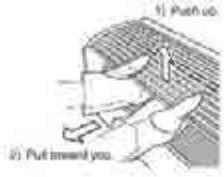

3. How to set the different addresses

When 2 indoor units are installed in one room, the 2 wireless remote controllers can be set for different addresses.

1) Remove the metal plate electrical wiring cover.
   (Refer to the **When connecting to an HA system**.)
2) Cut the address jumper (JA) on the printed circuit board.
3) Cut the address jumper (JA) in the remote controller.

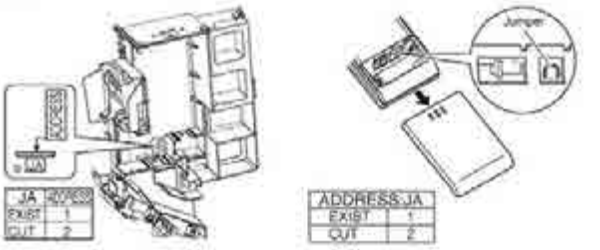

4. When connecting to an HA system (wired remote controller, central remote controller etc.)

1) Remove the front grille. (6 screws)
2) Remove the electrical wiring box. (1 screw)
3) Remove the metal plate electrical wiring cover. (4 tabs)
4) Attach the connection cord to the S21 connector and pull the harness out through the notched part in the figure.
5) Replace the electrical wiring cover as it was, and pull the harness around, as shown in the figure.

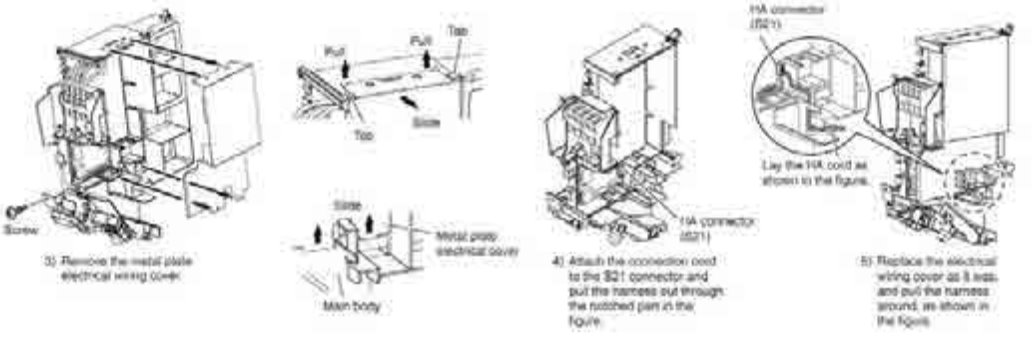

Refrigerant Piping Work

With a multi indoor unit, install as described in the installation manual supplied with the Multi outdoor unit.

1. Flaring the pipe end

1) Cut the pipe end with a pipe cutter.
2) Remove burrs with the cut surface facing downward so that the chips do not enter the pipe.
3) Put the flare nut on the pipe.
4) Flare the pipe.
5) Check that the flaring is properly made.

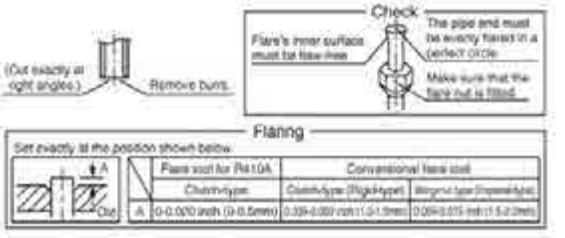

⚠ WARNING

- Do not use mineral oil on flared part.
- Prevent mineral oil from getting into the system as this would reduce the lifetime of the units.
- Never use piping which has been used for previous installations. Only use parts which are delivered with the unit.
- Never install a drier to this R410A unit in order to guarantee its lifetime.
- The drying material may dissolve and damage the system.
- Incomplete flaring may cause refrigerant gas leakage.

5

Refrigerant Piping Work

2. Refrigerant piping

⚠CAUTION

- Use the flare nut fixed to the main unit to prevent it from cracking and deteriorating from age.
- To prevent gas leakage, apply refrigeration oil only to the inner surface of the flare. (Use refrigeration oil for R410A.)
- Use torque wrenches when tightening the flare nuts to prevent damage to the flare nuts and gas leakage.

Align the centers of both flares and tighten the flare nuts 3 or 4 turns by hand. Then tighten them fully with the torque wrenches.

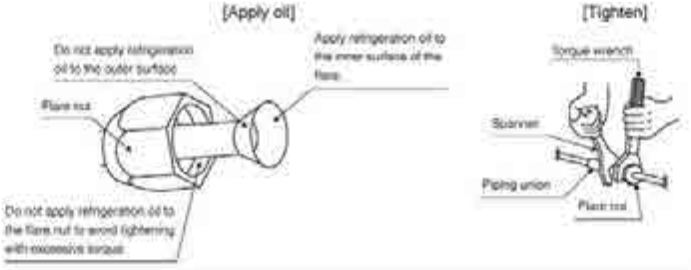

Flare nut tightening torque		
Gas side		Liquid side
15,18 class	24 class	
1/2 inch (12.7mm)	5/8 inch (15.9mm)	1/4 inch (6.4mm)
36.5-44.5ft • lbf (49.5-60.3N • m)	45.6-55.6ft • lbf (61.8-75.4N • m)	10.4-12.7ft • lbf (14.2-17.2N • m)

2-1. Caution on piping handling

1) Protect the open end of the pipe against dust and moisture.
2) All pipe bends should be as gentle as possible. Use a pipe bender for bending.

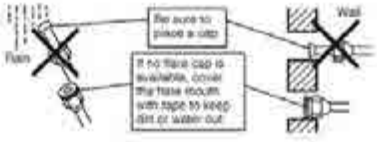

2-2. Selection of copper and heat insulation materials

- When using commercial copper pipes and fittings, observe the following:

1) Insulation material: Polyethylene foam
Heat transfer rate: 0.041 to 0.052W/mK (0.024 to 0.030Btu/fth°F (0.035 to 0.045kcal/mh°C))
Be sure to use insulation that is designed for use with HVAC Systems.

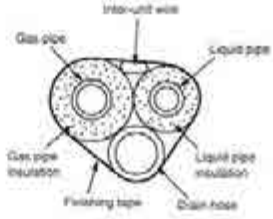

2) Be sure to insulate both the gas and liquid piping and to provide insulation dimensions as below.

Gas side		Liquid side	Gas pipe thermal insulation		Liquid pipe thermal insulation
15,18 class	24 class		15,18 class	24 class	
O.D. 1/2 inch (12.7mm)	O.D. 5/8 inch (15.9mm)	O.D. 1/4 inch (6.4mm)	I.D. 9/16-5/8 inch (14-16mm)	I.D. 5/8-25/32 inch (16-20mm)	I.D. 5/16-13/32 inch (8-10mm)
Minimum bend radius			Thickness 13/32 inch (10mm) Min.		
1-9/16 inch (40mm) or more		1-3/16 inch (30mm) or more			
Thickness 0.031 inch (0.8mm) (C1220T-O)					

3) Use separate thermal insulation pipes for gas and liquid refrigerant pipes.

Indoor Unit Installation

1. Installing the mounting plate

- The mounting plate should be installed on a wall which can support the weight of the indoor unit.
  1) Temporarily secure the mounting plate to the wall, make sure that the plate is completely level, and mark the boring points on the wall.
  2) Secure the mounting plate to the wall with screws.

Recommended mounting plate retention spots and dimensions

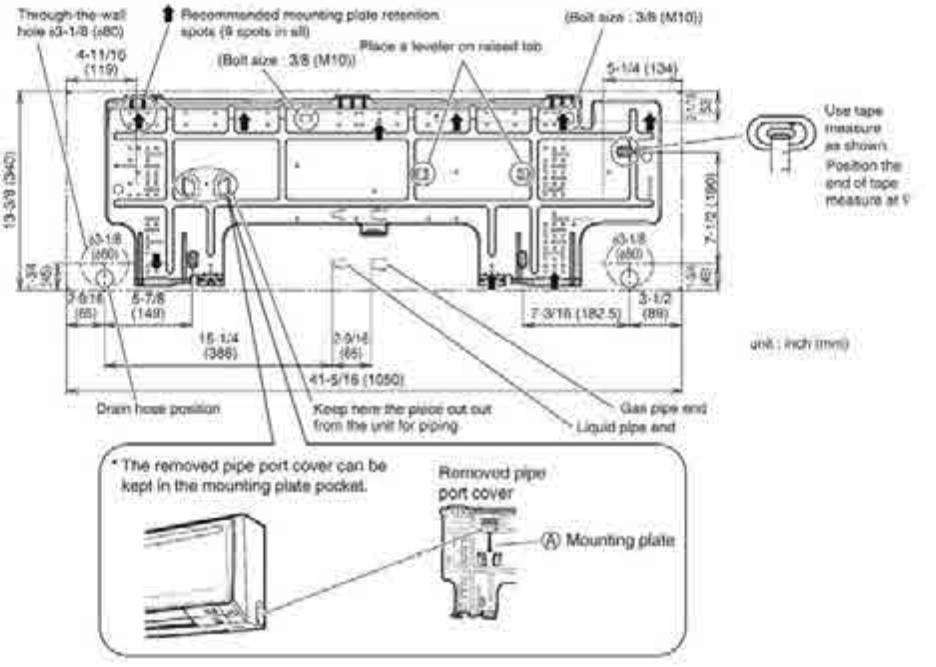

2. Boring a wall hole and installing wall embedded pipe

- For walls containing metal frame or metal board, be sure to use a wall embedded pipe and wall cover in the feed-through hole to prevent possible heat, electrical shock, or fire.
- Be sure to caulk the gaps around the pipes with caulking materiel to prevent water leakage.
  1) Bore a feed-through hole of 3-1/8 inch (80mm) in the wall so it has a down slope toward the outside.
  2) Insert a wall pipe into the hole.
  3) Insert a wall cover into wall pipe.
  4) After completing refrigerant piping, wiring, and drain piping, caulk pipe hole gap with putty.

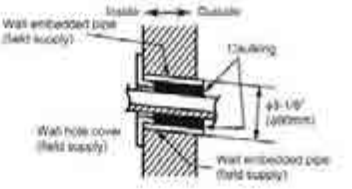

7

2

Indoor Unit Installation

3. Laying piping, hoses, and wiring

3-1. Right-side, right-back, or right-bottom piping

1) Attach the drain hose to the underside of the refrigerant pipes with an adhesive vinyl tape.
2) Wrap the refrigerant pipes and drain hose together with insulation tape.

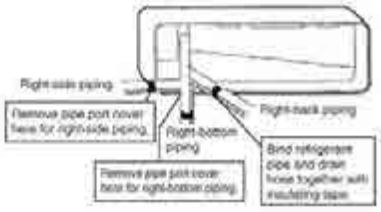

3) Pass the drain hose and refrigerant pipes through the wall hole, then set the indoor unit on the mounting plate hooks by using the △ markings at the top of the indoor unit as a guide.

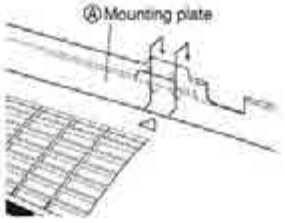

3-2. Left-side, left-back, or left-bottom piping

1) Replace the drain plug and drain hose.
2) Attach the drain hose to the underside of the refrigerant pipes with adhesive vinyl tape.

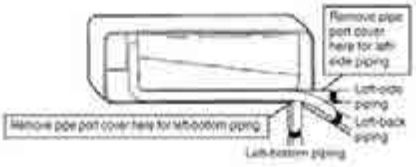

3) Be sure to connect the drain hose to the drain port in place of a drain plug.

How to set drain plug.

4) Shape the refrigerant pipes along the pipe path marking on the mounting plate.
5) Pass drain hose and refrigerant pipes through the wall hole, then set the indoor unit on mounting plate hooks, using the △ markings at the top of indoor unit as a guide.
6) Pull in the inter-unit wire.
7) Connect the inter-unit pipes.

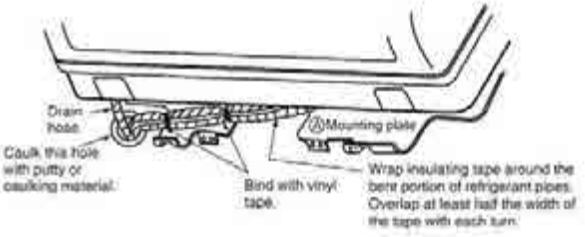

8) Wrap the refrigerant pipes and drain hose together with insulation tape as right figure, in case of setting the drain hose through the back of the indoor unit.
9) While exercising care so that the inter-unit wire do not catch indoor unit, press the bottom edge of indoor unit with both hands until it is firmly caught by the mounting plate hooks. Secure indoor unit to the mounting plate with indoor unit fixing screws 3/16 × 1/2 inch (M4 × 12mm).

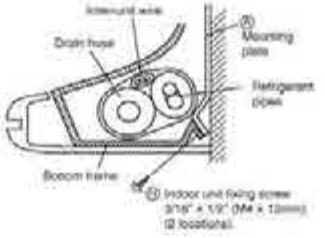

8

3-3. Wall embedded piping

- Insert the drain hose to this depth so it won't be pulled out of the drain pipe.

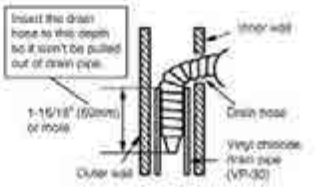

4. Wiring

With a multi indoor unit, install as described in the installation manual supplied with the Multi outdoor unit.

1) As shown in the illustration on the right-hand side, insert the wires including the ground wire into the conduit and secure them with lock nut onto the conduit mounting plate.
2) Insert the wires including the ground wire into Ⓙ tube.
3) Strip wire ends (9/16 inch (15mm)).
4) Match wire colors with terminal numbers on indoor and outdoor unit's terminal blocks and firmly screw wires to the corresponding terminals.
5) Connect the ground wires to the corresponding terminals.
6) Pull the wires and check that the wires are securely fixed to the terminal block.
7) In case of connecting to an adapter system, run the remote controller cable and attach the S21. (Refer to P5 when connecting to an HA system.)
8) Shape the wires so that the service lid fits securely, then close service lid.

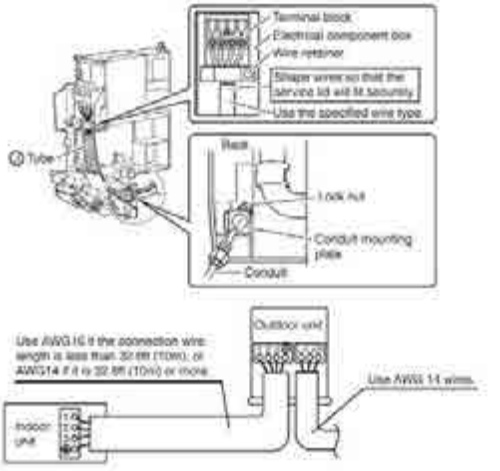

⚠WARNING

- Do not use tapped wires, stranded wires, extension cords, or starburst connections, as they may cause overheating, electrical shock, or fire.
- Do not use locally purchased electrical parts inside the product. (Do not branch the power for the drain pump, etc., from the terminal block.) Doing so may cause electric shock or fire.
- When carrying out wiring connection, take care not to pull at the conduit.
- Do not connect the power wire to the indoor unit. Doing so may cause electric shock or fire.

Indoor Unit Installation

5. Drain piping

1) Connect the drain hose, as described right.

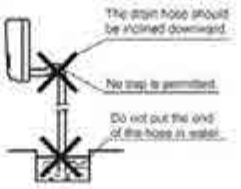

2) Remove the air filters and pour some water into the drain pan to check the water flows smoothly.

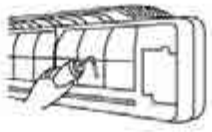

3) When drain hose requires extension, obtain an extension hose commercially available.
Be sure to thermally insulate the indoor section of the extension hose.

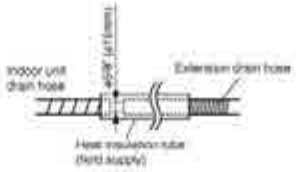

4) When connecting a rigid polyvinyl chloride pipe (nominal diameter 1/2 inch (13mm)) directly to the drain hose attached to the indoor unit as with embedded piping work, use any commercially available drain socket (nominal diameter 1/2 inch (13mm)) as a joint.

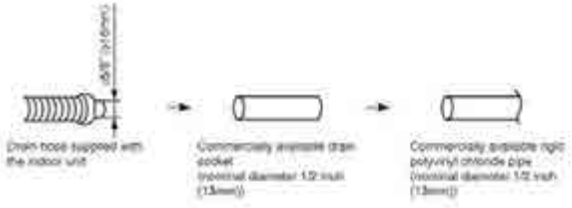

Trial Operation and Testing

1. Trial operation and testing

1-1 Measure the supply voltage and make sure that it falls in the specified range.

1-2 Trial operation should be carried out in either cooling or heating mode.

- In cooling mode, select the lowest programmable temperature; in heating mode, select the highest programmable temperature.
  1) Trial operation may be disabled in either mode depending on the room temperature. Use the remote controller for trial operation as described below.
  2) After trial operation is complete, set the temperature to a normal level (78°F to 82°F (26°C to 28°C) in cooling mode, 68°F to 75°F (20°C to 24°C) in heating mode).
  3) For protection, the system disables restart operation for 3 minutes after it is turned off.

1-3 Carry out the test operation in accordance with the operation manual to ensure that all functions and parts, such as fin movement, are working properly.

- The air conditioner requires a small amount of power in its standby mode. If the system is not to be used for some time after installation, shut off the circuit breaker to eliminate unnecessary power consumption.
- If the circuit breaker trips to shut off the power to the air conditioner, the system will restore the original operation mode when the circuit breaker is opened again.

Trial operation from remote controller

1) Press "ON/OFF" button to turn on the system.
2) Press "TEMP" button (2 locations) and "MODE" button at the same time.
3) Press "MODE" button twice.
   (" 2 " will appear on the display to indicate that trial operation mode is selected.)
4) Trial operation terminates in approx. 30 minutes and switches into normal mode. To quit a trial operation, press "ON/OFF" button.

2. Test items

Test items	Symptom (diagnostic display on RC)	Check
Indoor and outdoor units are installed properly on solid bases.	Fall, vibration, noise	
No refrigerant gas leaks.	Incomplete cooling/heating function	
Refrigerant gas and liquid pipes and indoor drain hose extension are thermally insulated.	Water leakage	
Draining line is properly installed.	Water leakage	
System is properly grounded.	Electrical leakage	
The specified wires are used for inter-unit wiring.	Inoperative or burn damage	
Indoor or outdoor unit's air inlet or air outlet has clear path of air. Stop valves are opened.	Incomplete cooling/heating function	
Indoor unit properly receives remote control commands.	Inoperative	
The heat pump or cooling only mode is selectable with the DIP switch of the remote controller.	Remote controller malfunctioning	

2.4 CDXS07/15/18/24LVJU, FDXS09/12LVJU

Accessories

Clamp metal	Insulation for fitting	Sealing pad			Drain hose	Washer for hanger bracket	Sealing material	Clamp	Washer fixing plate	Screws for duct flanges
1 pc.	1 each	Large and small 1 each	3 pcs.★ (only for CDXS)	1 pc.	1 pc.	8 pcs.	2 pcs.	6 pcs.	1 set	1 set
	for gas pipe for liquid pipe	Large Small	 2 large 1 small Stored in outlet vent	Hanger (right) insulation				One is spare	4 pcs.	24 pcs.

Conduit mounting plate	Screws for conduit mounting plate	Insulation tube	Air filter	Wireless remote controller	Remote controller holder	Dry battery AAA, LR03 (alkaline)	Receiver kit		
1 pc.	2 pcs.	1 pc.	1 pc.	1 pc.	1 pc.	1 set	1 pc.	1 pc.	2 pcs.
						2 pcs.	Mounting frame	Decorative cover	Screws M4 × 25

[Other]	• Operation manual • Installation manual

★ Only for CDXS15/18/24LVJU.

2

Choosing an Installation Site

• Before choosing the installation site, obtain user approval.

1. Indoor unit

⚠ CAUTION

- When moving the unit during or after unpacking, make sure to lift it by holding its lifting lugs. Do not exert any pressure on other parts, especially the refrigerant piping, drain piping and flange parts. Wear protective gear (such as gloves) when installing the unit.
- If you think the humidity inside the ceiling might exceed 86°F (30°C) and RH80%, reinforce the insulation on the unit body. Use glass wool or polyethylene foam as insulation so that the thickness is more than 0.4in (10mm) and fits inside the ceiling opening.

- Optimum air distribution is ensured.
- The air passage is not blocked.
- Condensate can drain properly.
- The ceiling is strong enough to bear the weight of the indoor unit.
- A false ceiling does not seem to be at an incline.
- Sufficient clearance for maintenance and servicing is ensured.
- Piping between the indoor and outdoor units is within the allowable limits. (Refer to the installation manual for the outdoor unit.)
- The indoor unit, outdoor unit, power supply wiring and transmission wiring is at least 3.3ft (1m) away from televisions and radios. This prevents image interference and noise in electrical appliances. (Noise may be generated depending on the conditions under which the electric wave is generated, even if a 3.3ft (1m) allowance is maintained.)

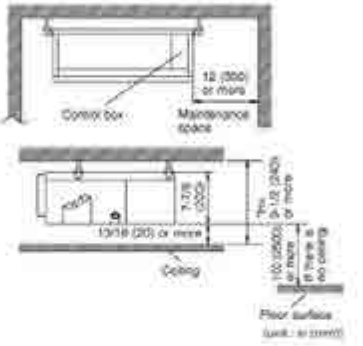

■ **Use suspension bolts to install the unit. Check whether or not the ceiling is strong enough to support the weight of the unit. If there is a risk that the ceiling is not strong enough, reinforce the ceiling before installing the unit.**

(Installation pitch is marked on the carton box for installation. Refer to it to check for points requiring reinforcing.) Select the "H dimension such that a downward slope of at least 1/100 is ensured as indicated in "**Drain Piping Work**".

- The installation pitch is listed on the packing material, and should be checked when deciding whether to reinforce the location or not.

■ **Select the signal receiver mounting location according to the following conditions:**

- Install the signal receiver, which has a built-in temperature sensor, near the intake vent where there is convection of air and it can get an accurate reading of the room's temperature. If the intake vent is in another room or the unit cannot be installed near the intake vent for any other reason, install it 5ft (1.5m) above the floor on a wall where there is convection.
- In order to get an accurate reading of the room's temperature, install the signal receiver in a location where it is not exposed directly to cold or hot air from the air discharge grille or to direct sunlight.
- Since the receiver has a built-in light receptor to receive signals from the wireless remote controller, do not mount it in a location where the signal may be blocked by a curtain, etc.

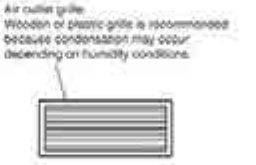

⚠ CAUTION

If the signal receiver is not installed in a location where there is convection of air, it may be unable to get an accurate reading of the room's temperature.

3

Choosing an Installation Site

2. Wireless remote controller

- Turn on all the fluorescent lamps in the room, if any, and find the site where remote controller signals are properly received by the indoor unit (within 13ft (4m)).

3. Outdoor unit

- For outdoor unit installation, see the installation manual supplied with the outdoor unit.

Preparations before Installation

■ **Relation of the unit to the suspension bolt positions.**

- Install the inspection opening on the control box side where maintenance and inspection of the control box are easy. Install the inspection opening also in the lower part of the unit.

■ **Make sure the range of the unit's external static pressure is not exceeded.**

(See the technical documentation for the range of the external static pressure setting.)

■ **Open the installation hole. (Pre-set ceilings)**

- Once the installation hole is opened in the ceiling where the unit is to be installed, pass refrigerant piping, drain piping, transmission wiring, and remote controller wiring (unneeded if using a wireless remote controller) to the unit's piping and wiring holes. See "**Refrigerant Piping Work**", "**Drain Piping Work**", and "**Wiring**".
- After opening the ceiling hole, make sure ceiling is level if needed. It might be necessary to reinforce the ceiling frame to prevent shaking. Consult an architect or carpenter for details.

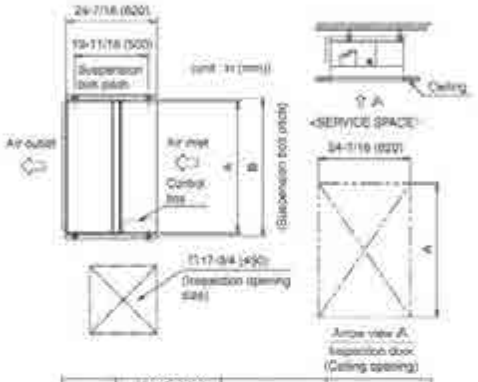

	FDXS09/12 CDXS07	CDXS15/18	CDXS24
A	27-9/16 (700)	35-7/16 (900)	43-5/16 (1000)
B	29-1/8 (740)	37 (940)	44-7/8 (1140)

■ **Install the suspension bolts.**

(Use W3/8 to M10 suspension bolts.)

- Use a hole-in-anchor, sunken insert, sunken anchor for existing ceilings, and a sunken insert, sunken anchor or other part to be procured in the field to reinforce the ceiling to bearing the weight of the unit. (Refer to Fig.)

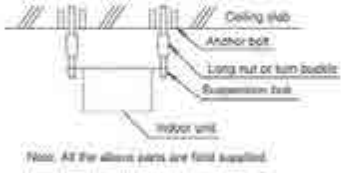

■ **Mount chamber cover and air filter (accessory).**

For bottom intake, replace the chamber cover and the protection net in the procedure listed in Fig.

(1) Remove the protection net. (6 locations)
Remove the chamber cover. (7 locations)

(2) Reattach the removed chamber cover in the orientation shown in Fig. (7 locations)
Reattach the removed protection net in the orientation shown in Fig. (6 locations)
Refer to Fig. for the direction of the protection net.

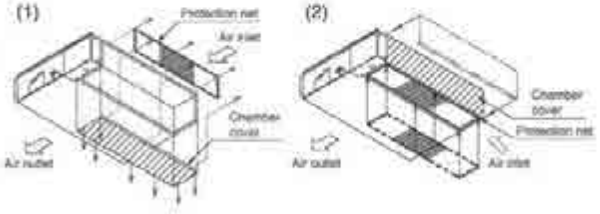

(3) Attach sealing pad as shown in the right figure. (Stored in outlet vent) (only for CDXS)
(In order to take in the air inside the ceiling, and when not taking in air from outdoor air, it is not necessary to stick.)
- Attach the sealing pad (accessory) to the plate metal sections which are not covered by anti-sweat material.
- Make sure there are no gaps between the different pieces of sealing pad.

(3)

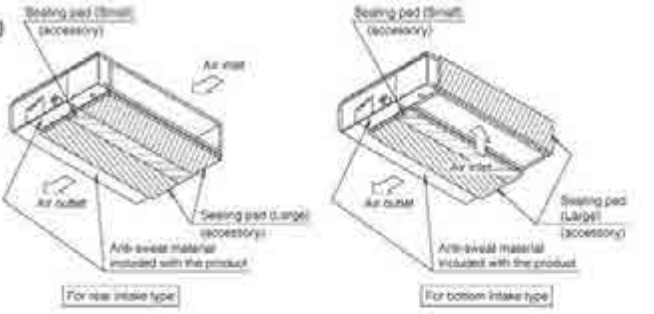

(4) Attach the hanger (right) insulation to the right hanger. (Stored in outlet vent)
(See the below figure for the sticking base line.)

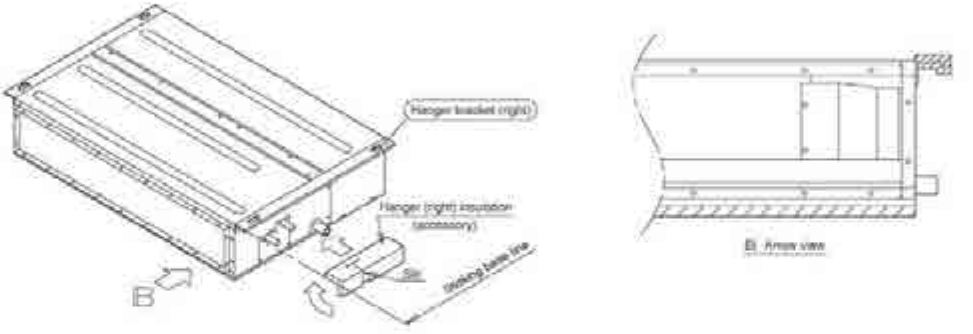

(5) Attach the air filter (accessory) in the manner shown in the diagram.

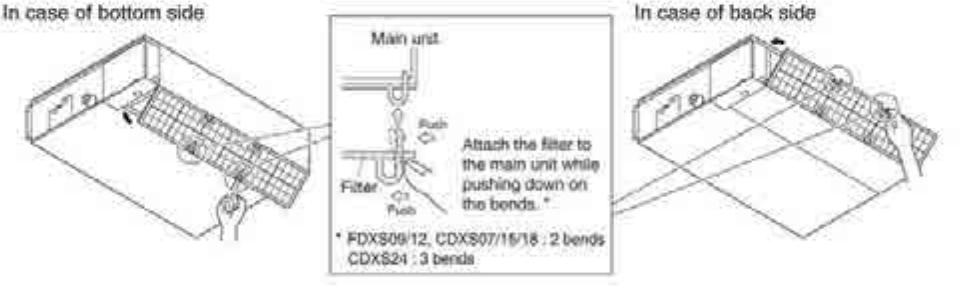

■ **When two indoor units are installed in one room, one of the two wireless remote controllers can be easily set for another addresses.**

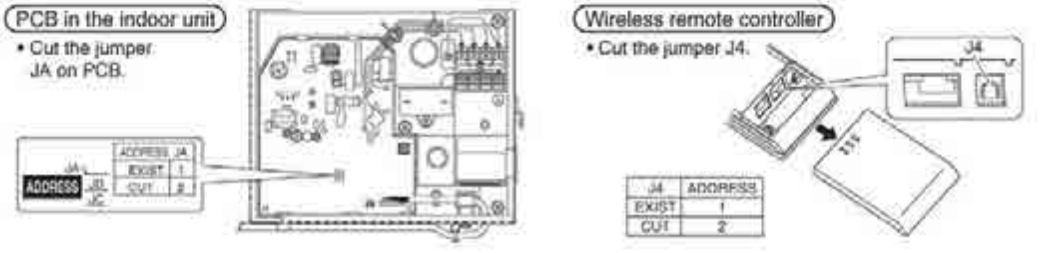

5

Indoor Unit Installation

<< As for the parts to be used for installation work, be sure to use the provided accessories and specified parts designated by our company. >>

■ **Install the indoor unit temporarily.**

- Attach the hanger bracket to the suspension bolt. Be sure to fix it securely by using a nut and washer from the upper and lower sides of the hanger bracket. (Refer to Fig.)

[PRECAUTION]
Since the unit uses a plastic drain pan, prevent welding spatter and other foreign substances from entering the outlet hole during installation.

[Securing the hanger bracket]

[How to secure washers]

■ **Adjust the height of the unit.**

■ **Check the unit is horizontally level.**

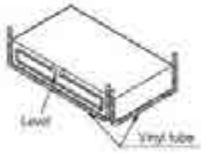

⚠ CAUTION

- Make sure the unit is installed level using a level or a plastic tube filled with water. In using a plastic tube instead of a level, adjust the top surface of the unit to the surface of the water at both ends of the plastic tube and adjust the unit horizontally. (One thing to watch out for in particular is if it is installed so that the slope is not in the direction of the drain piping, as this might cause leaking.)

■ **Tighten the upper nut.**

■ **Mounting the receiver.**
Mount the receiver as shown below.

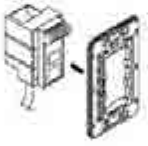

① Press the receiver into the mounting frame.

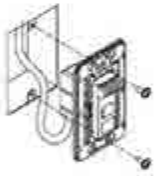

② Mount the completed assembly using two screws.

③ Press the decorative cover into the mounting frame.

Note) Mount the Remote controller cord far enough away from strong electrical wires (such as distribution wires for electrical lights, air conditioners, etc.) and from weak electrical wires (such as wires for telephones, intercoms, etc.).

For heat pump: If your feet feel cold when using the heating function, it is recommended that the air outlet grille shown at below be attached.



Outdoor unit Installation

Install as described in the installation manual supplied with the outdoor unit.

Refrigerant Piping Work

See the installation manual supplied with the outdoor unit.

1. Flaring the pipe end

1) Cut the pipe end with a pipe cutter.
2) Remove burrs with the cut surface facing downward so that the chips do not enter the pipe.
3) Put the flare nut on the pipe.
4) Flare the pipe.
5) Check that the flaring is properly made.

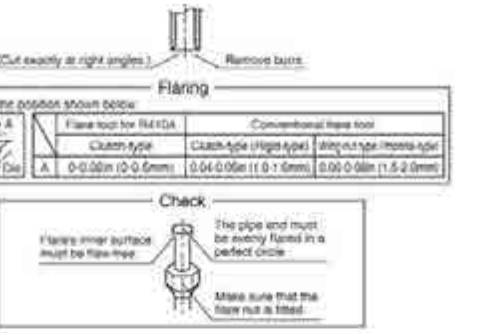

⚠ WARNING

- Do not use mineral oil on flared part.
- Prevent mineral oil from getting into the system as this would reduce the lifetime of the units.
- Never use piping which has been used for previous installations. Only use parts which are delivered with the unit.
- Never install a drier to this R410A unit in order to guarantee its lifetime.
- The drying material may dissolve and damage the system.

Incomplete flaring may cause refrigerant gas leakage.

2. Refrigerant piping

1) To prevent gas leakage, apply refrigeration machine oil to the inner surface of the flare. (Use refrigeration oil for R410A)

2) Align the centers of both flares and tighten the flare nuts 3 or 4 turns by hand. Then tighten them fully with the torque wrenches.
   - Use torque wrenches when tightening the flare nuts to prevent damage to the flare nuts and escaping gas.

Flare nut tightening torque			
Gas side			Liquid side
3/8 inch (9.5mm)	1/2 inch (12.7mm)	5/8 inch (15.9mm)	1/4 inch (6.4mm)
24.1-29.4ft•lbf (32.7-39.9Nm)	36.5-44.6ft•lbf (49.5-60.5Nm)	45.6-55.6ft•lbf (61.8-75.4Nm)	10.4-12.7ft•lbf (14.2-17.2Nm)

⚠ CAUTION

- **Overtightening may damage the flare and cause leaks.**

3) After the work is finished, make sure to check that there is no gas leak.



4) After checking for gas leaks, be sure to insulate the pipe connections.

- Insulate using the insulation for fitting included with the liquid and gas pipes. Besides, make sure the insulation for fitting on the liquid and gas piping has its seams facing up. (Tighten both edges with clamp.)
- For the gas piping, wrap the medium sealing pad over the insulation for fitting (flare nut part).

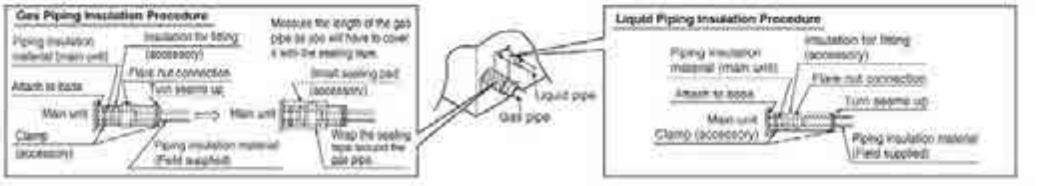

Refrigerant Piping Work

⚠ CAUTION

Be sure to insulate any field piping all the way to the piping connection inside the unit. Any exposed piping may cause condensation or burns if touched.

Cautions on Pipe Handling

- Protect the open end of the pipe against dust and moisture. (Tighten both edges with clamp.)
- All pipe bends should be as gentle as possible. Use a pipe bender for bending. (See the minimum bend radius in the table below.)

Selection of Copper and Heat Insulation materials

When using commercial copper pipes and fittings, observe the following:

- Insulation material: Polyethylene foam
  Heat transfer rate: 0.041 to 0.052W/mK (0.024 to 0.030Btu/lth°F (0.035 to 0.045kcal/mh°C))
  Be sure to use insulation that is designed for use with HVAC Systems.
- Be sure to insulate both the gas and liquid piping and to provide insulation dimensions as below.

Gas side			Liquid side	Gas pipe thermal insulation			Liquid pipe thermal insulation
O.D. 3/8 inch (9.5mm)	O.D. 1/2 inch (12.7mm)	O.D. 5/8 inch (15.9mm)	O.D. 1/4 inch (6.4mm)	I.D. 15/32-19/32 inch (12-15mm)	I.D. 9/16-5/8 inch (14-16mm)	I.D. 5/8-25/32 inch (16-20mm)	I.D. 5/16-13/32 inch (8-10mm)
Minimum bend radius.				Thickness 13/32 inch (10mm) Min.			
1-3/16 inch (30mm) or more	1-9/16 inch (40mm) or more	1-15/16 inch (50mm) or more	1-3/16 inch (30mm) or more				
Thickness 0.031 inch (0.8mm) (C1220T-O)		Thickness 0.039 inch (1.0mm) (C1220T-O)	Thickness 0.031 inch (0.8mm) (C1220T-O)				

Also, when subject to high humidity, heat insulation of the refrigerant piping (the unit piping and branch piping) must be further reinforced.
Reinforce the insulation when installing the unit near bathrooms, kitchens, and other similar locations.
Refer to the following:

- 86°F (30°C), more than 75% RH: 13/16 inch (20mm) Min. in thickness

If the insulation is not sufficient, condensation may form on the surface of the insulation.

- Use separate thermal insulation pipes for gas and liquid refrigerant pipes.

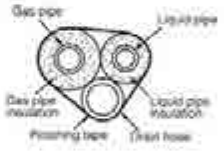

Drain Piping Work

⚠ CAUTION

Make sure all water is out before making the duct connection.

■ Install the drain piping.

- Make sure the drain works properly.
- The diameter of the drain pipe should be greater than or equal to the diameter of the connecting pipe (vinyl tube; pipe size: 25/32 inch (20mm); outer dimension: 1-1/32 inch (26mm)).

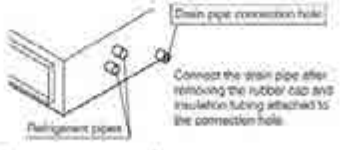

- Keep the drain pipe short and sloping downwards at a gradient of at least 1/100 to prevent air pockets from forming.

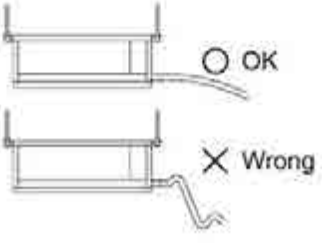

8

⚠CAUTION

- **Water accumulating in the drain piping can cause the drain to clog.**

- To keep the drain tube from sagging, space hanging wires every 3 (1) to 5ft (1.5m).
- Use the drain hose and the metal clamp. Insert the drain hose fully into the drain socket and firmly tighten the metal clamp with the upper part of the tape on the hose end. Tighten the metal clamp until the screw head is less than 1/8 inch (4mm) from the hose.
- The two areas below should be insulated because condensation may form there causing water to leak.
  - Drain piping passing indoors
  - Drain sockets

Referring the figure below, insulate the metal clamp and drain hose using the included large sealing pad.

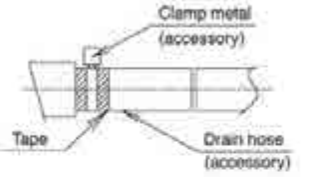

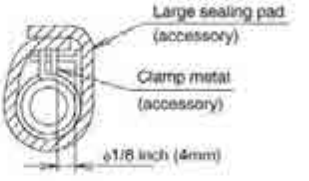

<PRECAUTIONS>

Drain piping connections

- Do not connect the drain piping directly to sewage pipes that smell of ammonia. The ammonia in the sewage might enter the indoor unit through the drain pipes and corrode the heat exchanger.
- Do not twist or bend the drain hose, so that excessive force is not applied to it. (This type of treatment may cause leaking.)

■ After piping work is finished, check drainage flows smoothly.

- Gradually insert approximately 1L of water into the drain pan to check drainage in the manner described below.
  - Gradually pour approximately 1L of water from the outlet hole into the drain pan to check drainage.
  - Check the drainage.

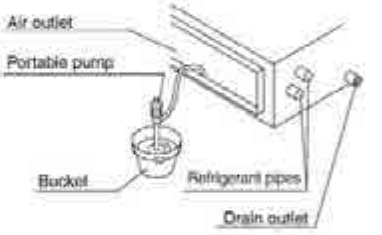

Installing the Duct

Connect the duct supplied in the field.

Air inlet side

- Attach the duct and intake-side flange (field supply).
- Connect the flange to the main unit with accessory screws (in 16, 20 or 24 positions).
- Wrap the intake-side flange and duct connection area with aluminum tape or something similar to prevent air escaping.

⚠CAUTION

- When attaching a duct to the intake side, be sure also to attach an air filter inside the air passage on the intake side. (Use an air filter whose dust collecting efficiency is at least 50% in a gravimetric technique.)

9

Installing the Duct

Outlet side

- Connect the duct according to the inside of the outlet-side flange.
- Wrap the outlet-side flange and the duct connection area with aluminum tape or something similar to prevent air escaping.

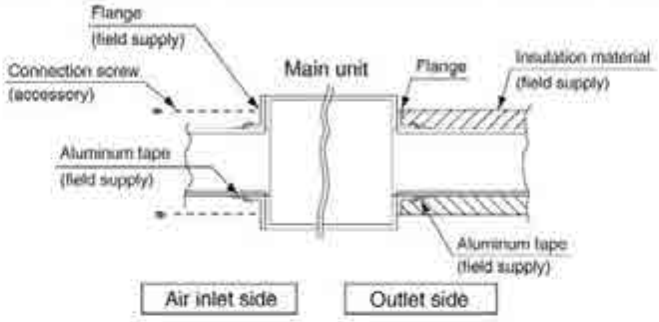

⚠ CAUTION

- Be sure to insulate the duct to prevent condensation from forming. (Material: glass wool or polyethylene foam, 1 inch (25mm) thick)
- Use electric insulation between the duct and the wall when using metal ducts to pass metal laths of the net or fence shape or metal plating into wooden buildings.

Wiring

See the installation manual supplied with the outdoor unit.

■ HOW TO CONNECT WIRINGS.

- Wire only after removing the control box cover as shown in the Fig.

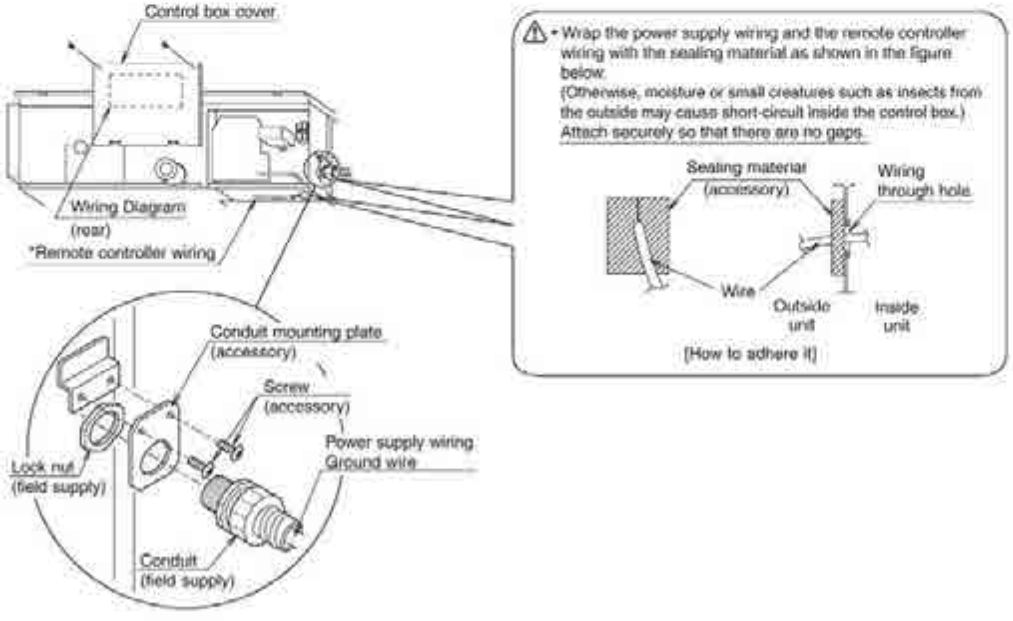

⚠ CAUTION

- When doing the wiring, make sure the wiring is neat and does not cause the control box cover to stick up, then close the cover firmly. When attaching the control box cover, make sure you do not pinch any wires.
- Outside the unit, separate the low voltage wiring (remote controller wiring) and high voltage wiring (ground wire and power supply wiring) at least 5in so that they do not pass through the same place together. Proximity may cause electrical interference, malfunctions, and breakage.

[PRECAUTION]

- See also the "Electrical Wiring Diagram Label" when wiring the unit for power supply.

[Connecting electrical wiring]

- **Power supply wiring and ground wire**
  Remove the control box cover.
  Next, pull the wires into the unit through the conduit and thread them through the insulation tube (accessory), then connect to the power wiring terminal block (4P).
  Secure the wires covered by the insulation tube with the clamp (accessory).
  Be sure to put the part of the sheathed vinyl into the control box.

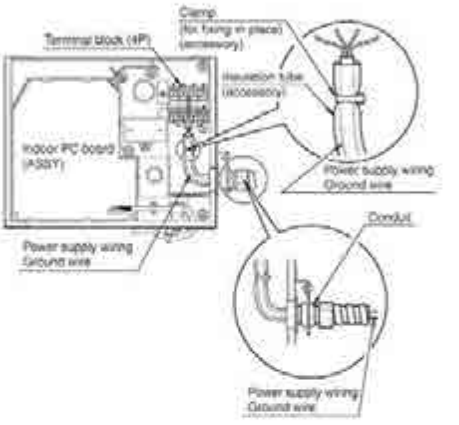

⚠ WARNING

- **Do not use tapped wires, stranded wires, extension cords, or starburst connections, as they may cause overheating, electrical shock, or fire.**

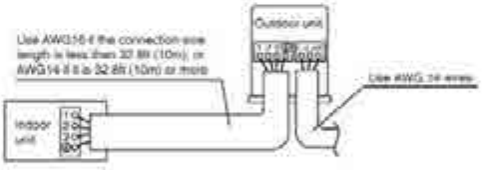

11

Trial Operation and Testing

1. Trial operation and testing

(1) Measure the supply voltage and make sure that it falls in the specified range.
(2) Trial operation should be carried out in either cooling or heating mode.

Trial operation from remote controller
(1) Press ON/OFF button to turn on the system. (2) Simultaneously press center of TEMP button and MODE button. (3) Press MODE button twice. (" ﾃｽﾄ " will appear on the display to indicate that Trial Operation mode is selected.) (4) Trial operation mode terminates in approx. 30 minutes and switches into normal mode. To quit the trial operation, press ON/OFF button.

In cooling mode, select the lowest programmable temperature; in heating mode, select the highest programmable temperature.
- Trial operation may be disabled in either mode depending on the room temperature.
- After trial operation is complete, set the temperature to a normal level (79°F (26°C) to 82°F (28°C) in cooling mode, 68°F (20°C) to 75°F (24°C) in heating mode).
- For protection, the system disables restart operation for 3 minutes after it is turned off.

(3) Carry out the test operation in accordance with the Operation Manual to ensure that all functions and parts, are working properly.
* The air conditioner requires a small amount of power in its standby mode. If the system is not to be used for some time after installation, shut off the circuit breaker to eliminate unnecessary power consumption.
* If the circuit breaker trips to shut off the power to the air conditioner, the system will restore the original operation mode when the circuit breaker is turned on again.

2. Test items

Test items	Symptom (diagnostic display on RC)	Check
Indoor and outdoor units are installed properly on solid bases.	Fall, vibration, noise	
No refrigerant gas leaks.	Incomplete cooling/heating function	
Refrigerant gas and liquid pipes and indoor drain hose extension are thermally insulated.	Water leakage	
Drain pipe is properly installed.	Water leakage	
System is properly grounded.	Electrical leakage	
The specified wires are used for interconnecting wire connections.	Inoperative or burn damage	
Indoor or outdoor unit's air inlet or discharge has clear path of air. Shut-off valves are opened.	Incomplete cooling/heating function	
Indoor unit properly receives remote controller commands.	Inoperative	

3P297301-4E

3. FDMQ Series

3.1 FDMQ09/12/15/18/24RVJU

CONTENTS

1. SAFETY CONSIDERATIONS 1
2. BEFORE INSTALLATION 3
3. CHOOSING AN INSTALLATION SITE 4
4. PREPARATION BEFORE INSTALLATION 5
5. INDOOR UNIT INSTALLATION 6
6. REFRIGERANT PIPING WORK 7
7. DRAIN PIPING WORK 9
8. DUCT WORK 11
9. ELECTRIC WIRING WORK 11
10. FIELD SETTING 14
11. TRIAL OPERATION AND TESTING 15

1. SAFETY CONSIDERATIONS

Read these **SAFETY CONSIDERATIONS for Installation** carefully before installing an air conditioner or heat pump. After completing the installation, make sure that the unit operates properly during the startup operation.
Instruct the user on how to operate and maintain the unit.
Inform users that they should store this installation manual with the operation manual for future reference.
Always use a licensed installer or contractor to install this product.
Improper installation can result in water or refrigerant leakage, electric shock, fire, or explosion.
Meanings of **DANGER**, **WARNING**, **CAUTION**, and **NOTE** Symbols:

⚠ **DANGER** ····· Indicates an imminently hazardous situation which, if not avoided, will result in death or serious injury.

⚠ **WARNING** ····· Indicates a potentially hazardous situation which, if not avoided, could result in death or serious injury.

⚠ **CAUTION** ····· Indicates a potentially hazardous situation which, if not avoided, may result in minor or moderate injury. It may also be used to alert against unsafe practices.

⚠ **NOTE** ····· Indicates situations that may result in equipment or property-damage accidents only.

⚠ **DANGER**

- Refrigerant gas is heavier than air and replaces oxygen. A massive leak can lead to oxygen depletion, especially in basements, and an asphyxiation hazard could occur leading to serious injury or death.
- Do not ground units to water pipes, gas pipes, telephone wires, or lightning rods as incomplete grounding can cause a severe shock hazard resulting in severe injury or death. Additionally, grounding to gas pipes could cause a gas leak and potential explosion causing severe injury or death.
- If refrigerant gas leaks during installation, ventilate the area immediately. Refrigerant gas may produce toxic gas if it comes into contact with fire. Exposure to this gas could cause severe injury or death.
- After completing the installation work, check that the refrigerant gas does not leak throughout the system.
- Do not install unit in an area where flammable materials are present due to risk of explosions that can cause serious injury or death.
- Safely dispose all packing and transportation materials in accordance with federal/state/local laws or ordinances. Packing materials such as nails and other metal or wood parts, including plastic packing materials used for transportation may cause injuries or death by suffocation.

⚠ **WARNING**

- Only qualified personnel must carry out the installation work. Installation must be done in accordance with this installation manual. Improper installation may result in water leakage, electric shock, or fire.
- When installing the unit in a small room, take measures to keep the refrigerant concentration from exceeding allowable safety limits. Excessive refrigerant leaks, in the event of an accident in a closed ambient space, can lead to oxygen deficiency.
- Use only specified accessories and parts for installation work. Failure to use specified parts may result in water leakage, electric shock, fire, or the unit falling.
- Install the air conditioner or heat pump on a foundation strong enough that it can withstand the weight of the unit. A foundation of insufficient strength may result in the unit falling and causing injuries.
- Take into account strong winds, typhoons, or earthquakes when installing. Improper installation may result in the unit falling and causing accidents.
- Make sure that a separate power supply circuit is provided for this unit and that all electrical work is carried out by qualified personnel according to local, state, and national regulations. An insufficient power supply capacity or improper electrical construction may lead to electric shock or fire.
- Make sure that all wiring is secured, that specified wires are used, and that no external forces act on the terminal connections or wires. Improper connections or installation may result in fire.
- When wiring, position the wires so that the electrical wiring box cover can be securely fastened. Improper positioning of the electrical wiring box cover may result in electric shock, fire, or the terminals overheating.
- Before touching electrical parts, turn off the unit.
- The circuit must be protected with safety devices in accordance with local and national codes, i.e. a circuit breaker.
- Securely fasten the outdoor unit terminal cover (panel). If the terminal cover/panel is not installed properly, dust or water may enter the outdoor unit causing fire or electric shock.
- When installing or relocating the system, keep the refrigerant circuit free from substances other than the specified refrigerant (R410A) such as air. Any presence of air or other foreign substance in the refrigerant circuit can cause an abnormal pressure rise or rupture, resulting in injury.
- Do not change the setting of the protection devices. If the pressure switch, thermal switch, or other protection device is shorted and operated forcibly, or parts other than those specified by Daikin are used, fire or explosion may occur.

⚠ CAUTION

- Do not touch the switch with wet fingers. Touching a switch with wet fingers can cause electric shock.
- Do not allow children to play on or around the unit to prevent injury.
- The heat exchanger fins are sharp enough to cut. To avoid injury wear gloves or cover the fins while working around them.
- Do not touch the refrigerant pipes during and immediately after operation as the refrigerant pipes may be hot or cold, depending on the condition of the refrigerant flowing through the refrigerant piping, compressor, and other refrigerant cycle parts. Your hands may suffer burns or frostbite if you touch the refrigerant pipes. To avoid injury, give the pipes time to return to normal temperature or, if you must touch them, be sure to wear proper gloves.
- Install drain piping to proper drainage. Improper drain piping may result in water leakage and property damage.
- Insulate piping to prevent condensation.
- Be careful when transporting the product.
- Do not turn off the power immediately after stopping operation. Always wait for at least 5 minutes before turning off the power. Otherwise, water leakage may occur.
- Do not use a charging cylinder. Using a charging cylinder may cause the refrigerant to deteriorate.
- Refrigerant R410A in the system must be kept clean, dry, and tight.

  (a) Clean and Dry -- Foreign materials (including mineral oils such as SUNISO oil or moisture) should be prevented from getting into the system.
  (b) Tight -- R410A does not contain any chlorine, does not destroy the ozone layer, and does not reduce the earth's protection again harmful ultraviolet radiation. R410A can contribute to the greenhouse effect if it is released. Therefore take proper measures to check for the tightness of the refrigerant piping installation. Read the chapter *Refrigerant Piping Work* and follow the procedures.
- Since R410A is a blend, the required additional refrigerant must be charged in its liquid state. If the refrigerant is charged in a state of gas, its composition can change and the system will not work properly.
- The indoor unit is for R410A. See the catalog for indoor models that can be connected. Normal operation is not possible when connected to other units.
- Remote controller (wireless kit) transmitting distance can be shorter than expected in rooms with electronic fluorescent lamps (inverter or rapid start types). Install the indoor unit far away from fluorescent lamps as much as possible.
- Indoor units are for indoor installation only. Outdoor units can be installed either outdoors or indoors. This unit is for indoor use.
- Do not install the air conditioner or heat pump in the following locations:
  (a) Where a mineral oil mist or oil spray or vapor is produced, for example, in a kitchen.
  Plastic parts may deteriorate and fall off or result in water leakage.
  (b) Where corrosive gas, such as sulfurous acid gas, is produced.
  Corroding copper pipes or soldered parts may result in refrigerant leakage.
  (c) Near machinery emitting electromagnetic waves.
  Electromagnetic waves may disturb the operation of the control system and cause the unit to malfunction.
  (d) Where flammable gas may leak, where there is carbon fiber, or ignitable dust suspension in the air, or where volatile flammables such as thinner or gasoline are handled. Operating the unit in such conditions can cause a fire.
- Take adequate measures to prevent the outdoor unit from being used as a shelter by small animals. Small animals making contact with electrical parts can cause malfunctions, smoke, or fire. Instruct the user to keep the area around the unit clean.

⚠ NOTE

- The indoor unit should be positioned where the unit and inter-unit wires (outdoor to indoor) are at least 3.3ft (1m) away from any televisions or radios. (The unit may cause interference with the picture or sound.) Depending on the radio waves, a distance of 3.3ft (1m) may not be sufficient to eliminate the noise.
- Dismantling the unit, treatment of the refrigerant, oil and additional parts must be done in accordance with the relevant local, state, and national regulations.
- Do not use the following tools that are used with conventional refrigerants: gauge manifold, charge hose, gas leak detector, reverse flow check valve, refrigerant charge base, vacuum gauge, or refrigerant recovery equipment.
- If the conventional refrigerant and refrigerator oil are mixed in R410A, the refrigerant may deteriorate.
- This air conditioner or heat pump is an appliance that should not be accessible to the general public.
- As design pressure is 604 psi, the wall thickness of field-installed pipes should be selected in accordance with the relevant local, state, and national regulations.

FTN002-U

2. BEFORE INSTALLATION

When unpacking the indoor unit or moving the unit after unpacked, hold the hangers (4 places) and do not apply force to other parts (particularly refrigerant piping, drain piping).

- For installation of the outdoor unit, refer to the installation manual attached to the outdoor unit.
- Do not throw away the accessories until the installation work is completed.
- After the indoor unit is carried into the room, to avoid the indoor unit from getting damaged, take measures to protect the indoor unit with packing materials.
  (1) Determine the route to carry the unit into the room.
  (2) Do not unpack the unit until it is carried to the installation location.
  Where unpacking is unavoidable, use a sling of soft material or protective plates together with a rope when lifting, to avoid damage or scratches to the indoor unit.
- Have the user actually operate the air conditioner while looking at the operation manual.
  Instruct the user how to operate the air conditioner (particularly operation procedures, and temperature adjustment)
- Do not use the air conditioner in a salty atmosphere such as coastal areas, vehicles, vessels or where voltage fluctuation is frequent such as factories.
- Take off static electricity from the body when carrying out wiring and the electrical wiring box cover is removed.
  The electric parts may be damaged.

2-1 ACCESSORIES

Name	(1) Clamp metal	(2) Drain hose	(3) Duct flange connection screw	
			09/12 class	15/18/24 class
Quantity	1	1	10	18
Shape				

Name	Fitting insulation	(6) Sealing pad	(7) Sealing pad	(8) Clamp
Quantity	1 each	1	2	8
Shape	Thin (4) For liquid pipe Thick (5) For gas pipe	Large (Dark gray)	Medium (Dark gray)	

Name	(9) Washer fixing plate	(10) Wire sealing pad	(11) Washer for hanger bracket
Quantity	4	2	8
Shape		Small (Gray)	

Name	(12) Conduit mounting plate	Others
Quantity	1	• Operation manual • Installation manual • Warranty
Shape		

2-2 OPTIONAL ACCESSORIES

- **A remote controller is required for the indoor unit.**
- Select a remote controller from the table below according to user request and install in an appropriate place.

Remote controller type	
Wired type	BRC1E73
Wireless type	BRC082A43

- **The indoor unit can be switched to lower suction. (Refer to 4. PREPARATION BEFORE INSTALLATION.)**
  The side cover plate (KDBD63A160) is required in the case of wiring from the bottom for underside suction.
  For installation work, refer to the instruction sheet provided with the side cover plate.

CARRY OUT THE WORK GIVING CAUTION TO THE FOLLOWING ITEMS AND AFTER THE WORK IS COMPLETED CHECK THESE AGAIN.

1. Items to be checked after the installation work is completed

Items to be checked	Symptom	Check
Are the indoor and outdoor units rigidly fixed?	Drop · vibration · noise	
Are the installation works of the outdoor and indoor units completed?	Does not operate · burnout	
Is the insulation of refrigerant piping and drain piping completely carried out?	Water leakage	
Does the drain flow out smoothly?	Water leakage	
Is the power supply voltage identical to that stated in the manufacturer's label on the air conditioner?	Does not operate · burnout	
Are you sure that there is no wrong wiring or piping or no loose wiring?	Does not operate · burnout	
Is grounding completed?	Danger in case of leakage	
Are the sizes of electric wiring according to the specification?	Does not operate · burnout	
Are any of air outlets or inlets of the indoor and outdoor units blocked with obstacles? (It may lead to capacity drop due to fan speed drop or malfunction of equipment.)	Does not cool / Does not heat	
Is the external static pressure set correctly?	Does not cool / Does not heat	

Also review the "SAFETY CONSIDERATIONS".

2. Items to be checked at time of delivery

Items to be checked	Check
Have you carried out field setting? (if necessary)	
Are the electrical wiring box cover, air filter, suction grille attached?	
Does the cool air discharge during the COOL operation and the warm air discharge during the HEAT operation? Does the indoor unit makes unpleasant sound of air discharge?	
Did you explain about operations while showing the operation manual to your user?	
Have you explained the description of COOL, HEAT, DRY and AUTOMATIC (cooling/heating) given in the operation manual to the user?	
If you set the fan speed at thermostat OFF, did you explain the set fan speed to the user.	
Did you hand the operation manual over to the user?	
Have you checked that there is no generation of abnormal noise (*i.e.*, noise resulting from contamination or missing parts)?	
Is the printed circuit board switch not on the emergency (EMG.) side? The switch is factory set to the normal (NORM.) side.	
If an optional accessory is in use, did you check the operation of the optional accessory and make field settings as needed?	
Have you explained failure examples of **3. CHOOSING AN INSTALLATION SITE**?	

Items to be checked at time of delivery

Test items	Check
Did you explain about operations while showing the operation manual to the user?	
Did you hand the operation manual over to the user?	

Points for explanation about operations

The items with ⚠ WARNING and ⚠ CAUTION marks in the operation manual are the items pertaining to possibilities for bodily injury and material damage in addition to the general usage of the product. Accordingly, it is necessary that you make a full explanation about the described contents and also ask the users to read the operation manual.

Note to the installer

Be sure to instruct customers how to properly operate the unit (especially operating different functions, and adjusting the temperature) by having them carry out operations while looking at the manual.

3. CHOOSING AN INSTALLATION SITE

Hold the hangers at 4 locations to move the indoor unit when unpacking or after unpacked, and do not apply force to the piping (refrigerant and drain) and air outlet flange.
If the temperature and humidity in the ceiling is likely to exceed 86°F (30°C), RH80%, use the additional insulation stick to the indoor unit.
Use the insulation such as glass wool or polyethylene that has thickness of 3/8 inch (10mm) or more. However, keep the insulated outside dimension smaller than the ceiling opening so that the unit may go through the opening at installation.

(1) Select the installation location that meets the following conditions and get approval of the user.

- Where the cool and warm air spreads evenly in the room.
- Where there are no obstacles in the air passage.
- Where drainage can be ensured.
- Where the ceiling's lower surface is not remarkably inclined.
- Where there is sufficient strength to withstand the mass of the indoor unit. (If the strength is insufficient, the indoor unit may vibrate and get in contact with the ceiling and generate unpleasant chattering noise.)
- Where a space sufficient for installation and service can be ensured. **(Refer to Fig. 1 and Fig. 2)**
- Where the piping length between the indoor and the outdoor units is ensured within the allowable length. (Refer to the installation manual attached to the outdoor unit.)
- Where there is no risk of flammable gas leak.

[Installation Space Requirements]

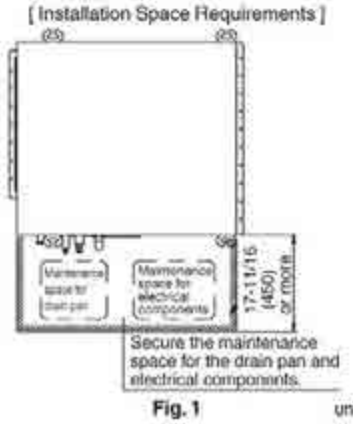

Fig. 1 unit: inch (mm)

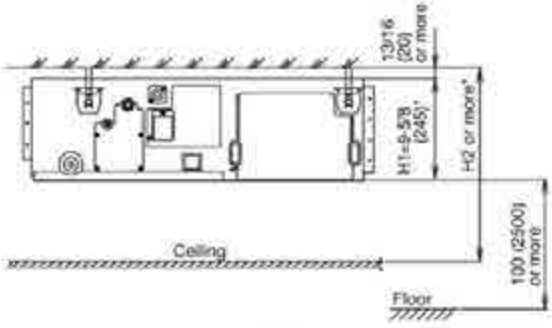

Fig. 2 unit: inch (mm)

- * Dimension H1 indicates the product height.
- * Secure a downward slope of at least 1/100 specified in **7. DRAIN PIPING WORK** and determine dimension H2.

<Failure example>
If there is an obstacle in the airflow path or proper installation space is not provided, the indoor unit will cause air volume reduction and take in air blown out of the indoor unit, thus resulting in performance degradation or turning the thermostat OFF frequently.

⚠ CAUTION

- Install the indoor and outdoor units, power supply wiring, remote controller wiring and transmission wiring at least 1 meter away from televisions or radios to prevent image interference or noise.
  (Depending on the radio waves, a distance of 1 meter may not be sufficient to eliminate the noise.)
- Install the indoor unit as far as possible from fluorescent lamps.
  If a wireless remote controller kit is installed, the transmission distance may be shorter in a room where an electronic lighting type (inverter or rapid start type) fluorescent lamp is installed.

(2) Use suspension bolts to install the unit.
Check whether or not the ceiling is strong enough to support the weight of the unit. If there is a risk that the ceiling is not strong enough, reinforce the ceiling before installing the unit.

4. PREPARATION BEFORE INSTALLATION

(1) Check the relation of location between the ceiling opening and the indoor unit suspension bolts. (unit: inch (mm))

- Provide one of the following service spaces for the maintenance and inspection of the electrical wiring box and drain pump or for other services.

1. Inspection ports 1 and 2 (17-11/16 inch (450mm) × 17-11/16 inch (450mm)) (Fig. 3-2) and a minimum space of 11-13/16 inch (300mm) at the bottom of the product (Fig. 3-1).
2. Inspection port 1 (17-11/16 inch (450mm) × 17-11/16 inch (450mm)) on the electrical wiring box side and inspection port 2 on the bottom of the product. (Fig. 4, arrow A-1)
3. Inspection port 3 on the bottom of the product and on the bottom side of the electrical wiring box. (Fig. 4, arrow A-2)

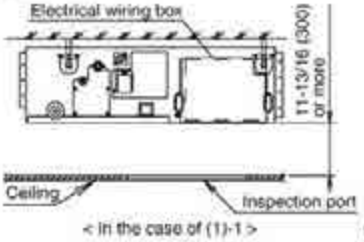

< In the case of (1)-1 > unit: inch (mm)

Fig. 3-1

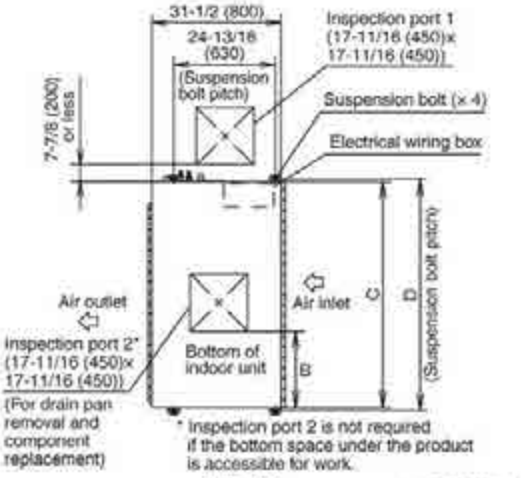

Fig. 3-2 unit: inch (mm)

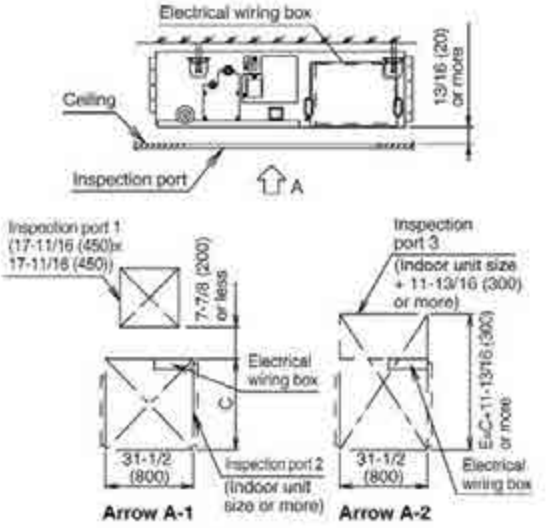

< In the case of (1)-2, 3 >

Fig. 4 unit: inch (mm)

Table 1 unit: inch (mm)

	B	C	D	E
09/12 class	(0)	27-9/16 (700)	29-1/16 (738)	39-3/8 (1000)
15/18/24 class	1-15/16 (50)	39-3/8 (1000)	40-7/8 (1038)	51-3/16 (1300)

(2) Mount canvas ducts to the air outlet and inlet so that the vibration of the indoor unit will not be transmitted to the ducts or ceiling. Furthermore, attach sound absorbing material (thermal insulation material) to the duct inner walls and anti-vibration rubber to the suspension bolts (refer to 8. DUCT WORK).

(3) The indoor unit is set to standard external static pressure.

- If external static pressure is higher or lower than the standard set value, the remote controller may be used to make on-site setting change in the external static pressure.
  Refer to **10. FIELD SETTING**.

(4) Open installation holes (in the case of installation onto the existing ceiling).

- Open the installation holes on the ceiling of the installation location, and work on the refrigerant piping, drain piping, remote controller wiring, and wiring between the indoor and outdoor units to the piping connection port and wiring connection port of the indoor unit (refer to each piping and wiring procedure items).
- Ceiling framework reinforcement may be required in order to keep the ceiling horizontal and prevent ceiling vibration after opening the ceiling holes. For details, consult your building and upholstery work contractors.

(5) Install the suspension bolts.

- Use M8 or M10 bolts for hanging the indoor unit. Use hole-in-anchors for the existing bolts and embedded inserts or foundation bolts for new bolts, and fix the indoor unit firmly to the building so that it may withstand the mass of the unit. In addition, adjust clearance (1-15/16 inch (50mm) - 3-15/16 inch (100mm)) from the ceiling in advance.

<Installation examples>

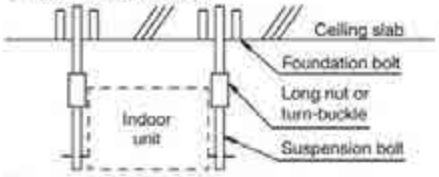

Note) Components shown in the figure above are all local procurement.

(6) In the case of changing the preset suction to underside suction, replace the chamber cover and the suction flange. (Refer to Fig. 5)

1. Remove the suction flange and chamber cover.
2. Replace the suction flange and the chamber cover.

⚠ CAUTION

- Secure a sufficient maintenance space for the drain pan and electrical components before installing the indoor unit.
- Secure a sufficient maintenance space for the filter chamber, and peripheral components before installing the indoor unit.

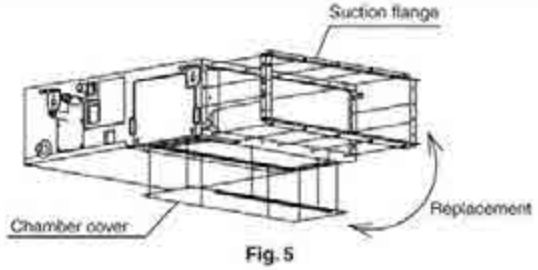

Fig. 5

5. INDOOR UNIT INSTALLATION

Depending on the optional parts, it may be easier to attach them before installing the indoor unit. Refer to also the installation manual attached to the optional parts. As for the parts to be used for installation work, be sure to use the provided accessories and specified parts designated by our company.

(1) Install the indoor unit temporarily.

- Fix the hanger to the suspension bolt. Make sure to securely fix the hanger with the nut and the washer for hanger bracket (11) from the upper and lower side. **(Refer to Fig. 6)** If the washer fixing plate (9) is used, the upper side washer for hanger bracket (11) may be protected from falling off. **(Refer to Fig. 7)**

[Fix the hanger]

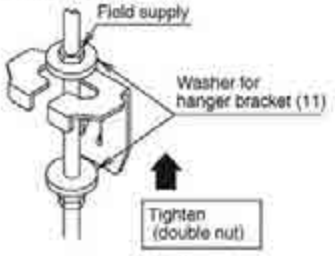

Fig. 6

[Washer fixing]

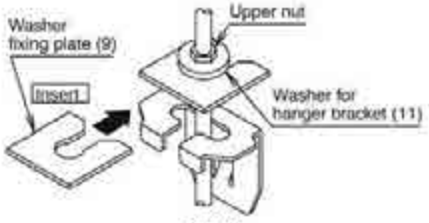

Fig. 7

- Keep the air outlet covered with a protective sheet to prevent weld spatter and other foreign materials from entering the indoor unit and damaging the resin drain pan. (If holes or cracks are generated in the resin drain pan, water can leak.)

(2) Adjust the height of the unit.

(3) Check the unit is horizontally level. **(Refer to Fig. 8)**

(4) Remove the washer fixing plate (9) used for preventing the washer for hanger bracket (11) from dropping and tighten the upper side nut.

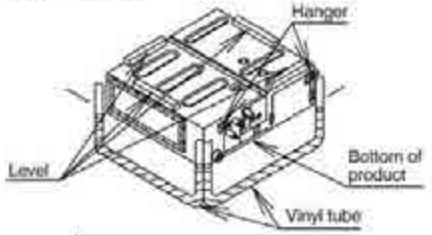

[Maintaining horizontality]

Fig. 8

⚠ CAUTION

- **Install the indoor unit leveled.**
  If the indoor unit is inclined and the drain piping side gets high, it may cause malfunction of float switch and result in water leakage.
- **Attach nuts on the upper and lower side of hanger.**
  If there is no upper nut and the lower nut is over-tightened, the hanger and the top plate will deform and cause abnormal sound.
- **Do not insert materials other than that specified into the clearance between the hanger and the washer for hanger bracket (11).**
  Unless the washers are properly attached, the suspension bolts may come off from the hanger.

⚠ WARNING

The indoor unit must be securely installed on a place that can withstand the mass.
If the strength is insufficient, the indoor unit may fall down and cause injuries.

6. REFRIGERANT PIPING WORK

Refer to the installation manual for the outdoor unit also.

- Carry out insulation of both gas and liquid refrigerant piping securely. If not insulated, it may cause water leakage. For gas piping, use insulation material of which heat resistant temperature is not less than 230°F (110°C).
  For use under high humidity, strengthen the insulation material for refrigerant piping. If not strengthened, the surface of insulation material may sweat.

(1) Flaring the pipe end

1. Cut the pipe end with a pipe cutter.
2. Remove burrs with the cut surface facing downward, so that the filings do not enter the pipe.
3. Put the flare nut on the pipe.
4. Flare the pipe.
5. Check that the flaring has been done correctly.

Flaring

Set exactly at the position shown below.

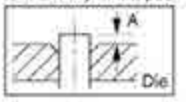

	Flare tool for R410A	Conventional flare tool	
	Clutch-type	Clutch-type (Rigid-type)	Wing-nut type (Imperial-type)
A	0-0.02in (0-0.5mm)	0.04-0.06in (1.0-1.5mm)	0.06-0.08in (1.5-2.0mm)

Check

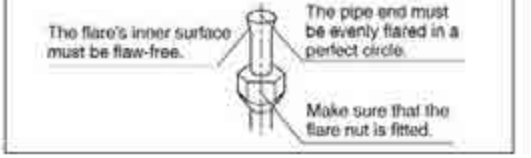

⚠ WARNING

- **Do not apply mineral oil to the flare.**
- **Prevent mineral oil from getting into the system as this would reduce the service life of the units.**
- Never use piping which has been used for previous installations. Only use parts which are delivered with this unit.
- **Never install a dryer to this R410A unit in order to guarantee its service life.**
- **The drying material may dissolve and damage the system.**
- **Incomplete flaring may result in refrigerant gas leakage.**

⚠ CAUTION

- **Use the flare nut fixed to the main unit. (This is to prevent the flare nut from cracking as a result of deterioration over time.)**
- **Use a pipe cutter and flare suitable for the type of refrigerant.**
- **To prevent gas leakage, apply refrigeration oil only to the inner surface of the flare. (Use refrigeration oil for R410A.) (Refer to Fig. 10)**
- **Use a torque wrench when tightening the flare nuts to prevent damage to the flare nuts and gas leakage.**
- **Protect the open end of the pipe against dust and moisture.**
- **Do not allow anything other than the designated refrigerant to get mixed into the refrigerant circuit, such as air, etc. If any refrigerant gas leaks while working on the unit, ventilate the room thoroughly right away.**
- **Use only the flare nuts attached to the air conditioner. If other flare nuts are used, it may cause refrigerant leakage.**

(2) Refrigerant piping

1. To prevent gas leakage, apply refrigeration machine oil only to the inner surface of the flare. (Use refrigeration oil for R410A)
2. Align the centers of both flares and tighten the flare nuts 3 or 4 turns by hand, then tighten them fully with a spanner and a torque wrench.
   - Use a torque wrench when tightening the flare nuts to prevent damage to the flare nuts and gas leakage. **(Refer to Fig. 9)**

Flare nut tightening torque			
Gas side			Liquid side
3/8 inch (9.5mm)	1/2 inch (12.7mm)	5/8 inch (15.9mm)	1/4 inch (6.4mm)
24.1-29.4ft•lbf (32.7-39.9N•m)	36.5-44.5ft•lbf (49.5-60.3N•m)	45.6-55.6ft•lbf (61.8-75.4N•m)	10.4-12.7ft•lbf (14.2-17.2N•m)

- The refrigerant is pre-charged in the outdoor unit.

Fig. 9

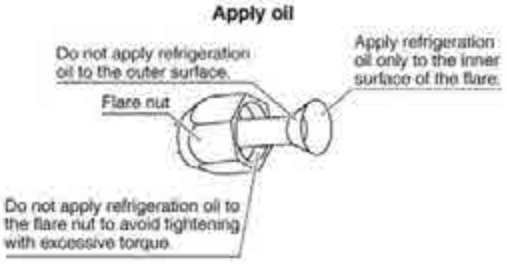

Fig. 10

⚠ CAUTION

Do not have oil adhere to the screw fixing part of resin parts.
If oil adheres, it may weaken the strength of screwed part.

Do not tighten flare nuts too tight.
If a flare nut cracks, the refrigerant may leak.

Insulation of field piping must be carried out up to the connection inside the casing.
If the piping is exposed to the atmosphere, it may cause sweating, burn due to touching the piping, electric shock or a fire due to the wiring touching the piping.

- After leak test, referring to **Fig. 11**, insulate both the gas and liquid piping connection with the attached fitting insulation (4) and (5) to prevent the pipings from getting exposed.
  Then, tighten both the ends of insulating material with the clamp (8).
- Wrap the sealing pad (Medium) (7) around the fitting insulation (4) and (5) (flare nut section), both the gas and liquid piping.
- Make sure to bring the seam of fitting insulation (4) and (5) to the top.

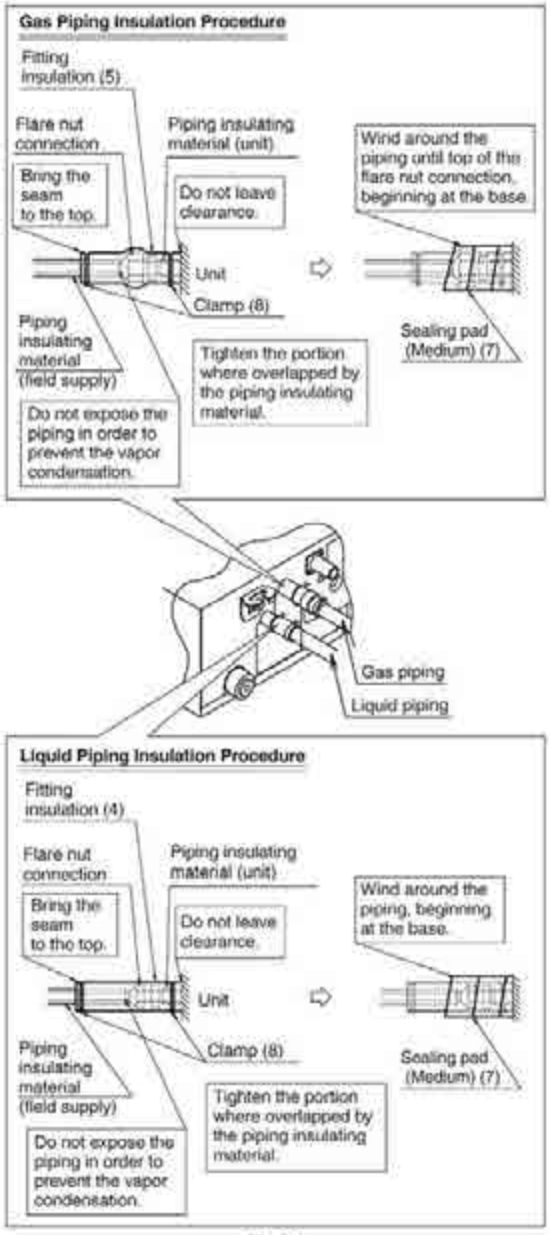

Fig. 11

NOTE

1. In case of refrigerant shortage due to forgetting additional refrigerant charge etc., it will result in malfunction such as does not cool or does not heat.
   Refer to the outdoor unit installation manual or technical document for refrigerant piping.

7. DRAIN PIPING WORK

(1) Carry out drain piping.

Carry out drain piping so that drainage is ensured.

- Select the piping diameter equal to or larger than (except for riser) that of the connection piping (polyvinyl chloride piping, nominal diameter 1 inch (25mm), outside diameter 1-1/4 inch (32mm)).
- Install the drain piping as short as possible with downward inclination of 1/100 or more and without such that air may not stagnate. **(Refer to Fig. 12)** (It may cause abnormal sound such as bubbling noise.)

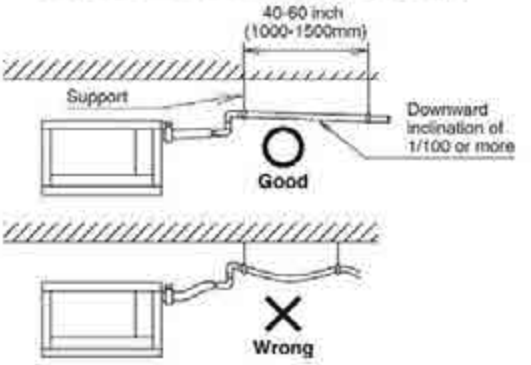

Fig. 12

⚠ CAUTION

If drain stagnates in the drain piping, the piping may be clogged.

- If sufficient downward inclination cannot be ensured, carry out upward drain piping.
- Install supports at a distance of 40 to 60 inch (1000 to 1500mm) so that the piping may not deflect. **(Refer to Fig. 12)**
- Make sure to use the attached drain hose (2) and the clamp metal (1).
  Insert the drain hose (2) into the drain socket up to the point where the socket diameter becomes larger.
  Put the clamp metal (1) to the taped hose end and tighten the clamp metal (1) with torque 10.6~13.3lbf • ft (120~150 N·cm).

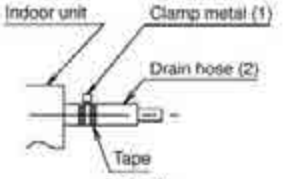

Fig. 13

⚠ CAUTION

- Do not tighten the clamp metal (1) with the torque more than the specified value.
  The drain hose (2), the socket or the clamp metal (1) may be damaged.

- Wrap the vinyl tape around the end of the clamp metal (1) so that the sealing pad (Large) (6) to be used at the next process may not be damaged with the clamp end or bend the tip of the clamp metal (1) inward as shown. **(Refer to Fig. 14)**

<In case of sticking vinyl tape>

<In case of bending the tip>

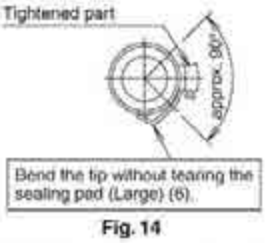

Fig. 14

< Caution to be taken when carrying out upward drain piping (Refer to Fig. 15) >

- The maximum height of the drain riser is 29-9/16 inch (675mm). Since the drain pump mounted on this indoor unit is a high head type, from the characteristic point of view, the higher the drain riser the lower the draining noise.
  Therefore, the drain riser of 11-13/16 inch (300mm) or higher is recommended.
- For upward drain piping, keep the horizontal piping distance of 11-13/16 inch (300mm) or less between the drain socket root to the drain riser.

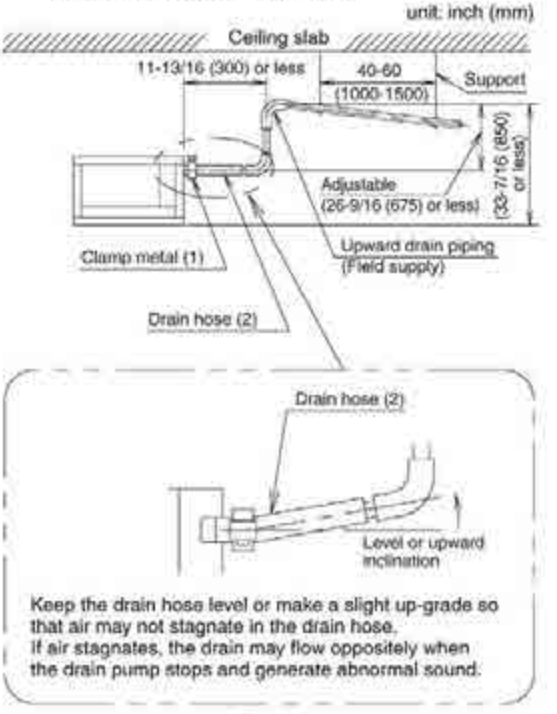

Fig. 15

⚠ CAUTION

- To avoid the attached drain hose (2) getting excessive force, do not bend nor twist it.
  It may cause water leakage.
- As for drain piping connection, do not connect the drain hose directly to a sewage that gives off ammonia odor.
  (The ammonia in the sewage may go through the drain piping and corrode the heat exchanger of the indoor unit.)
- In case of centralized drain piping, carry out piping work according to the procedure shown in the following **Fig. 16**.

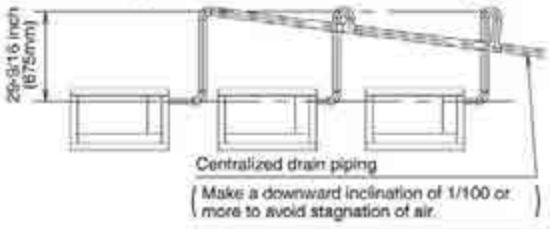

⚠ If water stagnates in the drain piping, it may cause clogging of drain piping.

Fig. 16

- As for the size of centralized drain piping, select the size that meets the capacity of indoor units to be connected. (Refer to the technical document)
- Positioning the upward drain piping at an angle may cause float switch malfunction and lead to water leakage.
- While replacing with new indoor unit, use the attached new drain hose (2) and the clamp metal (1).
  If an old drain hose or a clamp metal is used, it may cause water leakage.

(2) After piping work is finished, check if drainage flows smoothly.

[When the electric wiring work is finished]

- Gradually pour 1/4 gal of water from the inspection port at the bottom of the drain socket on the left side of the drain socket into the drain pan giving caution to avoid splashing water on the electric components such as drain pump and confirm drainage by operating the indoor unit under cooling mode according to **10. FIELD SETTING. (Refer to Fig. 17)**

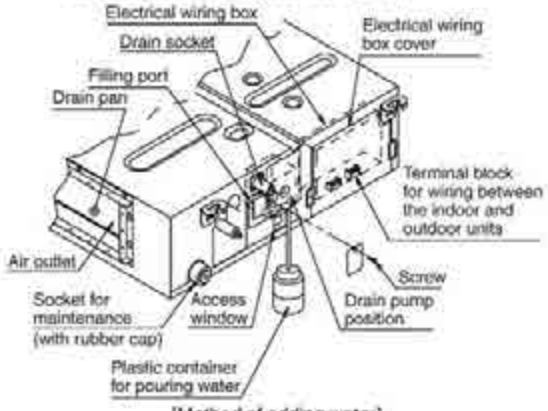

Fig. 17

[When the electric wiring work is not finished]

- The electric wiring works (including grounding) must be carried out by a qualified electrician.
- If a qualified person is not present, after the electric wiring work is finished, check the drainage according to the method specified in **[When the electric wiring work is finished]**.
  1. Open the electrical wiring box cover and connect the ground wiring to the ground terminal.
  2. Make sure the electrical wiring box cover is closed before turning on the power supply.
     - Throughout the whole process, carry out the work giving caution to the wiring around the electrical wiring box so that the connectors may not come off.
  3. Gradually pour 1 litre of water from the air outlet on the left side of the drain socket into the drain pan giving caution to avoid splashing water on the electric components such as drain pump. **(Refer to Fig. 17)**
  4. When the power supply is turned on, the drain pump will operate. Drainage can be checked at the transparent part of the drain socket.
     (The drain pump will automatically stop after 10 minutes.)
     The drainage of water can be confirmed with water level change in the drain pan through the access window.
     - Do not connect the drain piping directly to the sewage that gives off ammonia odor.
       The ammonia in the sewage may go through the drain piping and corrode the heat exchanger of the indoor unit.
     - Do not apply external force to the float switch. (It may result in malfunction)
     - Do not touch the drain pump.
       Touching the drain pump may cause electric shock.
  5. Turn off the power supply after checking drainage, and remove the power supply wiring.
  6. Attach the electrical wiring box cover as before.

(3) Sweating may occur and result in water leakage. Therefore, make sure to insulate the following 2 locations (drain piping that laid indoors and drain sockets).

- Use the provided sealing pad (large) (6), and perform the thermal insulation of the clamp metal (1) and drain hose (2) after checking the drainage of water. **(Refer to Fig. 18)**

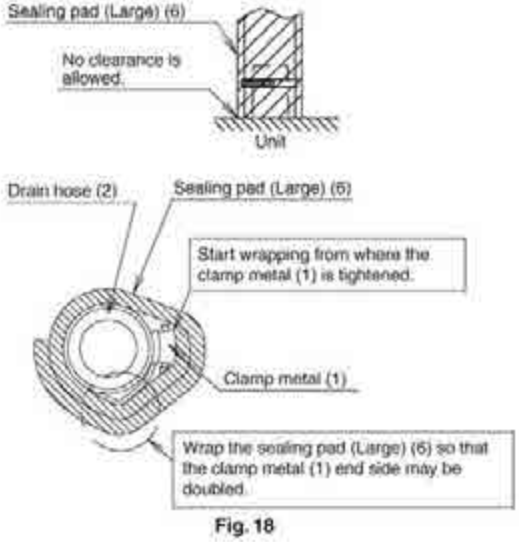

Fig. 18

8. DUCT WORK

Pay the utmost attention to the following items and conduct the duct work.

- Check that the duct is not in excess of the setting range of external static pressure for the unit. (Refer to the technical datasheet for the setting range.)
- Attach a canvas duct each to the air outlet and air inlet so that the vibration of the equipment will not be transmitted to the duct or ceiling.
  Use a sound-absorbing material (insulation material) for the lining of the duct and apply vibration insulation rubber to the suspension bolts.
- At the time of duct welding, perform the curing of the duct so that the sputter will not come in contact with the drain pan for the filter.
- If the metal duct passes through a metal lath, wire lath, or plate of a wooden structure, separate the duct and wall electrically.
- Be sure to heat insulate the duct for the prevention of dew condensation. (Material: Glass wool or styrene foam; Thickness: 1 inch (25mm))
- Be sure to attach the field supply air filter to the air inlet of the unit or field supply inlet in the air passage on the air suction side. (Be sure to select an air filter with a duct collection efficiency of 50 weight percent.)
- Explain the operation and washing methods of the locally procured components (i.e., the air filter, air inlet grille, and air outlet grille) to the user.
- Locate the air outlet grille on the indoor side for the prevention of drafts in a position where indirect contact with people.
- The air conditioner incorporates a function to adjust the fan to rated speed automatically. **(10. FIELD SETTING)**
  Therefore, do not use booster fans midway in the duct.

Connection method of ducts on air inlet and outlet sides.

- Connect the field supply duct in alignment with the inner side of the flange.
- Connect the flange and unit with the duct flange connection screw (3).
- Wrap aluminium tape around the flange and duct joint in order to prevent air leakage.

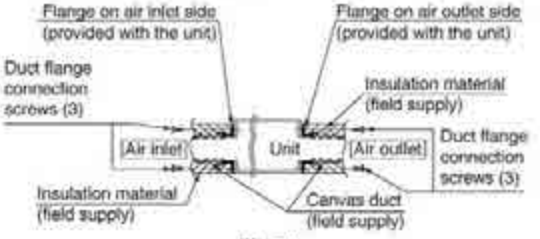

Fig. 19

⚠ CAUTION

Connect the flange and unit with the flange connection screw (3) regardless of whether the duct is connected to the air inlet side.

9. ELECTRIC WIRING WORK

9-1 GENERAL INSTRUCTIONS

- Make certain that all electric wiring work is carried out by qualified personnel according to the applicable legislation and this installation manual, using a separate dedicated circuit.
  Insufficient capacity of the power supply circuit or improper electrical construction may lead to electric shock or a fire.
- Make sure to install a ground fault circuit interrupter.
  Failure to do so may cause electric shock and a fire.
- Do not turn on the power supply (branch switch, branch overcurrent circuit breaker) until all the works are finished.
- Multiple number of indoor units are connected to one outdoor unit. Name each indoor unit as A-unit, B-unit ..... and the like. When these indoor units are wired to the outdoor unit, always wire the indoor unit to the terminal indicated with the same symbol on the terminal block. If the wiring and the piping are connected to the different indoor units and operated, it will result in malfunction.
- Make sure to ground the air conditioner.
  Grounding resistance should be according to applicable legislation.
- Do not connect the ground wiring to gas or water pipings, lightning conductor or telephone ground wiring.
  - Gas piping .....Ignition or explosion may occur if the gas leaks.
  - Water piping .....Hard vinyl tubes are not effective grounds.
  - Lightning conductor or telephone ground wiring .....
    Electric potential may rise abnormally if struck by a lightning bolt.
- For electric wiring work, refer to also the "WIRING DIAGRAM" attached to the electrical wiring box cover.
- Carry out wiring between the outdoor units, indoor units and the remote controllers according to the wiring diagram.
- Carry out installation and wiring of the remote controller according to the "installation manual" attached to the remote controller.
- Do not touch the Printed Circuit Board assembly. It may cause malfunction.

⚠ WARNING

- Do not use tapped wires, extension cords, or starburst connections, as they may cause overheating, electric shock, or fire.
- Do not use locally purchased electrical parts inside the product. (Do not branch the power for the drain pump, etc., from the terminal block.) Doing so may cause electric shock or fire.
- Do not connect the power wire to the indoor unit. Doing so may cause electric shock or fire.

⚠ CAUTION

- When clamping wiring, use the included clamping material to prevent outside pressure being exerted on the wiring connections and clamp firmly. When doing the wiring, make sure the wiring is neat and does not cause the electrical wiring box cover to stick up, then close the cover firmly.
- Outside the unit, separate the low voltage wiring (remote controller wiring) and high voltage wiring (wiring between units, ground, and other power wiring) at least 2 in. so that they do not pass through the same place together. Proximity may cause electrical interference, malfunctions, and breakage.

9-2 WIRING EXAMPLE

For the wiring of outdoor units, refer to the installation manual attached to the outdoor units.

Confirm the system type.

- **Multi system:** 2 through 5 (The number of connectable units will vary according to model) indoor units connect to 1 outdoor unit. The indoor unit is controlled by remote controller connected to each indoor unit.

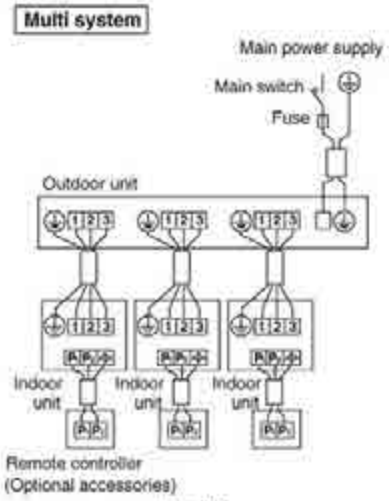

Fig. 20

NOTE

1. All transmission wiring except for the remote controller wires is polarized and must match the terminal symbol.
2. In case a shielding wire is to be used, connect a shielded portion with the ⏚ of a remote controller terminal block. (Also, connect the ground for the remote control to a grounded metal part.)

9-3 SPECIFICATION FOR FIELD WIRE

Table 2

	Wire	Size	Length (ft.)
Wiring between units	Wire size and length must comply with local codes.	–	–
Remote controller wiring	Sheathed (2 wire)	AWG 18 - 16	Max.1640*
Wiring to ground terminal	Wire size and length must comply with local codes.	–	–

* This will be the total extended length in the system when doing group control.

9-4 WIRING CONNECTION METHOD

⚠ CAUTION FOR WIRING

- For connection to the terminal block, use ring type crimp style terminals with insulation sleeve or insulate the wirings properly.

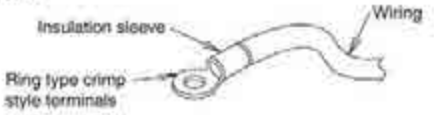

Fig. 21

- Connect the terminal as shown in Fig. 22. When installing a single core wire.
- Do not carry out soldering finish when stranded wirings are used. (Otherwise, the loosening of wiring may result in abnormal heat radiation.)

Fig. 22

(Abnormal heating may occur if the wirings are not tightened securely.)

- Use the required wirings, connect them securely and fix these wirings securely so that external force may not apply to the terminals.
- Use a proper screw driver for tightening the terminal screws. If an improper screw driver is used, it may damage the screw head and a proper tightening cannot be carried out.
- If a terminal is over tightened, it may be damaged. Refer to the table shown below for tightening torque of terminals.

Table 3 unit: lbf • ft (N • m)

	Tightening torque
Terminal block for remote controller (6P)	0.58 - 0.72 (0.79 - 0.98)
Terminal block for power supply (4P)	0.87 - 1.06 (1.18 - 1.44)

- Do not carry out soldering finish when stranded wirings are used.

⚠ WARNING

- When wiring, form the wirings orderly so that the electrical wiring box cover can be securely fastened. If the electrical wiring box cover is not in place, the wirings may come out or be sandwiched by the box and the lid and cause electric shock or a fire.

(1) Remove the electrical wiring box cover.

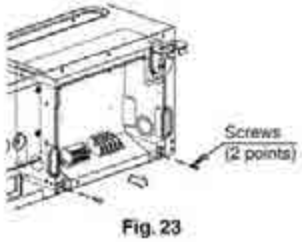

Fig. 23

(2) Attach the conduit to the conduit mounting plate (12).

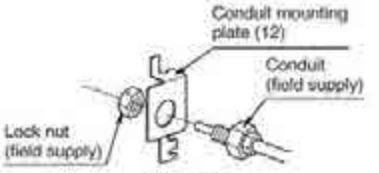

Fig. 24-1

- Attach the wire sealing pad (small) (10) to the conduit, the wiring between the indoor and outdoor units, and the ground wiring.

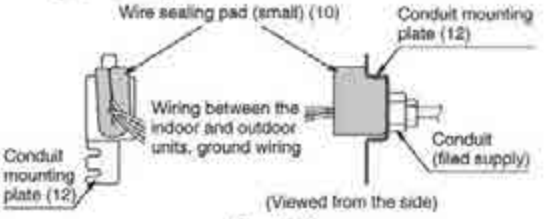

Fig. 24-2

- Loosen the screws (2 points) in part A.

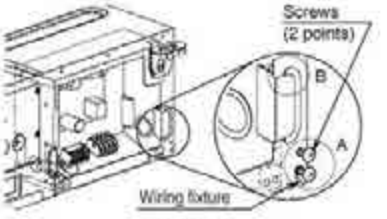

Fig. 24-3

- Insert the hook part of the conduit mounting plate (12) into part B and secure the conduit mounting plate (12) with the screws loosened (2 points).

NOTE

Remove the wiring fixture if you have difficulty performing this step.

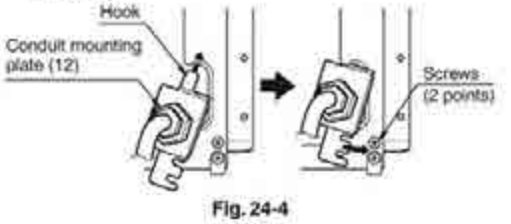

Fig. 24-4

(3) Connect the wiring into the electrical wiring box through the wiring intake beside the electrical wiring box.

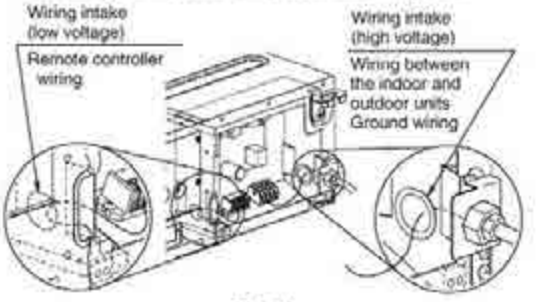

Fig. 25

(4) Follow the instructions below and perform wiring in the electrical wiring box.

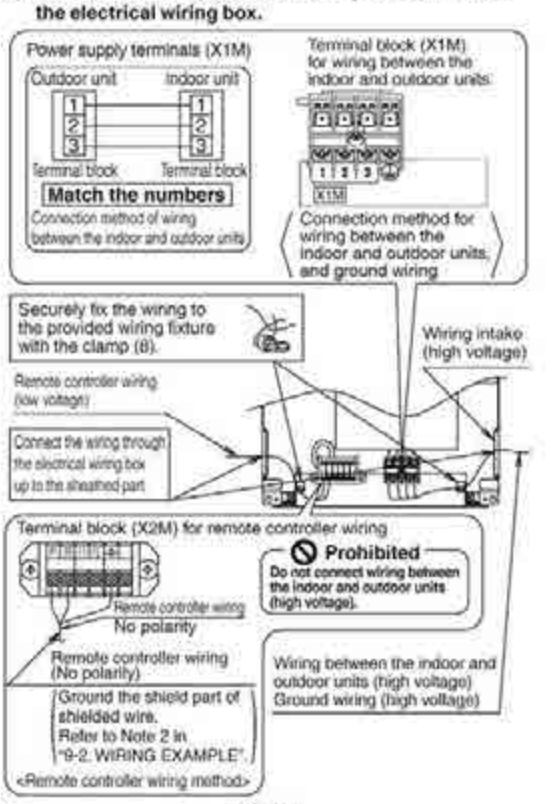

Fig. 26

NOTE

Secure the wiring between the wiring intake and conduit with the clamp (8) so that the wiring will not become loose.

(5) Mount the electrical wiring box cover and wrap the wire sealing pad (small) (10) so that the wiring through hole will be covered by the sealing pad.

- Seal the clearance around the wirings with putty or insulating material (field supply).
  (If insects and small animals get into the indoor unit, short-circuiting may occur inside the electrical wiring box.)

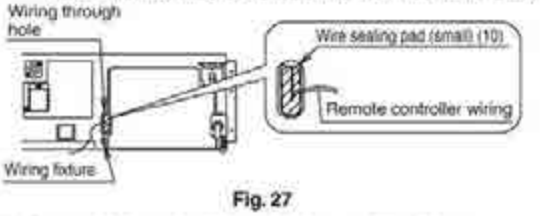

Fig. 27

(6) Securely fix each wiring with the provided clamp material (8).

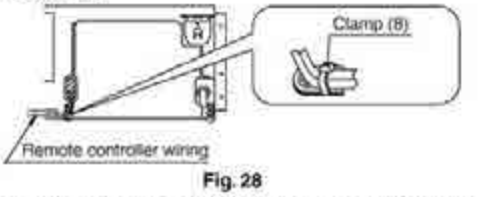

Fig. 28

- See the installation manual supplied with the outdoor unit.

10. FIELD SETTINGS

⚠ CAUTION

Before carrying out field setting, check the items mentioned in **1. Items to be checked after the installation work is completed** on page 3.

- Check if all the installation and piping works for the air conditioner are completed.
- Check that the outside panel and piping cover of the indoor and outdoor units are closed.

< FIELD SETTINGS >

After turning on the power supply, carry out field setting from the remote controller according to the installation state.

- Carry out setting at 3 places, "Mode No.", "FIRST CODE No." and "SECOND CODE No.".
  The settings shown by ▭ in the following tables indicate those when shipped from the factory.
- The method of setting procedure and operation is shown in the installation manual attached to the remote controller.

  NOTE
  - Though setting of "Mode No." is carried out as a group, if you intend to carry out individual setting by each indoor unit or confirmation after setting, carry out setting with the Mode No. shown in the parenthesis().
- Ask the user to keep the manual attached to the remote controller together with the operation manual.
- Do not carry out settings other than those shown in the table.
- Settings are performed by selecting "Mode No.", "FIRST CODE No.", and "SECOND CODE No.".

10-1 SETTINGS FOR EXTERNAL STATIC PRESSURE

- Make settings in either method (a) or method (b).

  (a) Make settings with Air volume automatic adjustment function.
  "Air volume automatic adjustment" function: The air volume is adjusted to the rated air volume automatically.

⚠ CAUTION

- Be sure to check that the external static pressure is within the specification range before making settings. The external static pressure will not be automatically adjusted and air volume insufficiency or water leakage may result if the external static pressure is outside the range. (Refer to the technical document for the setting range of external static pressure.)

(1) Check that the electrical wiring and duct work have been completed.
(If the closing damper is set midway, be sure to check that the damper is opened. Furthermore, check that the air passage on the suction side is provided with an air filter (field supply)).

(2) If air conditioner has more than one air outlet and air inlet, be sure to make adjustments so that the air volume ratio of each air outlet and the corresponding air inlet will conform to the designed air volume ratio.
In that case, set the operating mode to "Fan". (In the case of changing the air volume, press the fan speed button on the remote controller and change the current selection to "High", "Medium", or "Low".)

(3) Make settings to adjust the air volume automatically.
After setting the operating mode to "Fan", set the air conditioner to field setting mode with the operation of the air conditioner stopped. Select Mode No. [21] (11 in the case of batch settings), select FIRST CODE No. "7", and set the SECOND CODE No. to "03".
Return to the "Basic screen" ("Normal mode" if a wireless remote controller is used), and press the ON/OFF button.
The operation lamp is lit, and the indoor unit will go into fan operation for air volume automatic adjustments (at which time, do not adjust the opening of the air outlet or inlet).
The air volume adjustments will automatically terminate approximately 1 to 15 minutes after the indoor unit comes into operation, and the operation lamp will be OFF and the indoor unit will come to a stop.

Table 4

Mode No.	FIRST CODE No.	Setting content	SECOND CODE No.		
			01	02	03
11(21)	7	Air volume adjustment	OFF	Air volume adjustment completion	Air volume adjustment start

⚠ CAUTION

- If airflow pathway changes, such as duct and air outlet changes, are made after air volume adjustments, be sure to make "Air volume automatic adjustment" again.
- If airflow pathway changes, such as duct and air outlet changes, are made after **11. TRIAL OPERATION AND TESTING** or air conditioner relocation, contact your dealer.

(b) Select external static pressure with the remote controller.
Check with Mode No. [21] per indoor unit that the SECOND CODE No. for the above "Air volume adjustment" is set to "01" (OFF). (The SECOND CODE No. is factory set to "01" (OFF).) Change the SECOND CODE No. by referring to the table below according to the external static pressure of the duct to be connected.

Table 5 09/12 class

External static pressure	Mode No.	FIRST CODE No.	SECOND CODE No.
30Pa	13(23)	6	03
40Pa			04
50Pa			05
60Pa			06
70Pa			07
80Pa			08
90Pa			09
100Pa			10
110Pa			11
120Pa			12
130Pa			13
140Pa			14
150Pa			15

Table 5 15/18/24 class

External static pressure	Mode No.	FIRST CODE No.	SECOND CODE No.
50Pa	13(23)	6	05
60Pa			06
70Pa			07
80Pa			08
90Pa			09
100Pa			10
110Pa			11
120Pa			12
130Pa			13
140Pa			14
150Pa			15

10-2 SETTING WHEN AN OPTIONAL ACCESSORY IS ATTACHED

- For setting when attaching an optional accessory, refer to the installation manual attached to the optional accessory.

10-3 SETTING FILTER SIGN

- A message to inform the air filter cleaning time will be indicated on the remote controller.
- Set the SECOND CODE No. shown in the Table 6 according to the amount of dust or pollution in the room.
- The periodical filter cleaning time can be shortened depending on the environment.

Table 6

Contamination	Hours until indication	Mode No.	FIRST CODE No.	SECOND CODE No.
Normal	Approx. 2500 hrs	10(20)	0	01
More contaminated	Approx. 1250 hrs			02
With indication			3	01
No indication*				02

* Use "No indication" setting when cleaning indication is not necessary such as the case of periodical cleaning being carried out.

10-4 REMOTE CONTROL SETTINGS

<In the case of using a wireless remote controller>

- In the case of using a wireless remote controller, address settings for the wireless remote controller are required. For settings, refer to the installation manual provided with the wireless receiver kit.

11. TRIAL OPERATION AND TESTING

11-1 TRIAL OPERATION AND TESTING

- Trial operation should be carried out in either COOL or HEAT operation.

1. **Measure the supply voltage and make sure that it is within the specified range.**
2. **In COOL operation, select the lowest programmable temperature; in HEAT operation, select the highest programmable temperature.**
3. **Carry out the trial operation following the instructions in the operation manual to ensure that all functions and parts, are working properly.**
   - To protect the air conditioner, restart operation is disabled for 3 minutes after the system has been turned off.
4. **After trial operation is complete, set the temperature to a normal level (78°F to 82°F (26°C to 28°C) in COOL operation, 68°F to 75°F (20°C to 24°C) in HEAT operation).**
   - When operating the air conditioner in COOL operation in winter, or HEAT operation in summer, set it to the trial operation mode using the following method.

Refer to For wired remote controller on page 16.
Refer to For wireless remote controller on page 17.

For wired remote controller

1) Set to COOL or HEAT operation using the remote controller.
2) Press and hold Cancel button for 4 seconds or longer.
   Service settings menu is displayed.
3) Select Test Operation in the service settings menu, and press Menu/OK button. Basic screen returns and "Test Operation" is displayed at the bottom.
4) Press On/Off button within 10 seconds, and the test operation starts.
   Monitor the operation of the indoor unit for a minimum of 10 minutes. During test operation, the indoor unit will continue to cool/heat regardless of the temperature setpoint and room temperature.
   - In the case of above-mentioned procedures 3) and 4) in reverse order, test operation can start as well.
5) Press and hold Cancel button for 4 seconds or longer in the basic screen.
   Service settings menu is displayed.
6) Select Test Operation in the service settings menu, and press Menu/OK button. Basic screen returns and normal operation is conducted.
   - Test operation will stop automatically after 15-30 minutes. To stop the operation, press On/Off button.

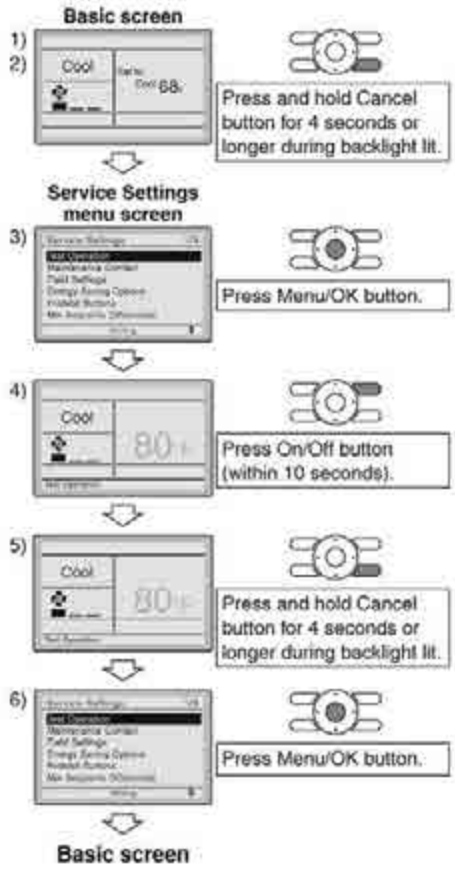

For wireless remote controller

1) Press MODE and select the COOL or HEAT operation.
2) Press TEST twice. "Test" is displayed.
3) Press ON/OFF within 10 seconds, and the test operation starts.

Monitor the operation of the indoor unit for a minimum of 10 minutes. During test operation, the indoor unit will continue to cool/heat regardless of the temperature setpoint and room temperature.

- In the case of above-mentioned procedures 1) and 2) in reverse order, test operation can start as well.
- Test operation will stop automatically after 15 - 30 minutes.
  To stop the operation, press ON/OFF .
- Some of the functions cannot be used in the test operation mode.

Precautions

1) Refer to "**11-2 HOW TO DIAGNOSE FOR MALFUNCTION**" if the unit does not operate properly.

11-2 HOW TO DIAGNOSE FOR MALFUNCTION

- If the air conditioner does not operate normally after installing the air conditioner, a malfunction shown in the table below may happen.

Wired remote controller display	Description
No display	• Power outage, power voltage error or open-phase • Incorrect wiring (between indoor and outdoor units) • Indoor PC-board assembly failure • Remote controller wiring not connected • Remote controller failure • Open fuse or tripped circuit breaker (outdoor unit)
"Checking the connection. Please stand by." *	• Indoor PC-board assembly failure • Wrong wiring (between indoor and outdoor units)

* "Checking the connection. Please stand by" will be displayed for up to 90 seconds following the application of power to the indoor unit. This is normal and does not indicate a malfunction.

■ Diagnose with the display on the liquid crystal display remote controller.

With the wired remote controller

When the operation stops due to a malfunction, operation lamp blinks, and the malfunction code is indicated on the liquid crystal display. In such a case, diagnose the fault contents by referring to Error History in the service settings menu.
In the case of group control, the unit No. is displayed so that the indoor unit with the trouble can be identified.

With the wireless remote controller

(Refer also to the operation manual attached to the wireless remote controller)
When the operation stops due to a malfunction the display on the indoor unit blinks. In such a case, diagnose the fault contents with the error code which can be found by following procedures.

1) Press the INSPECTION/TEST OPERATION button, "" is displayed and " 0 " blinks.
2) Press the TEMPERATURE SETTING button and find the unit No. which stopped due to trouble.

Number of beeps
3 short beeps..... Perform all the following operations
1 short beep ..... Perform (3) and (6)
1 long beep..... No trouble

3) Press the OPERATION MODE SELECTOR button and upper figure of the error code blinks.
4) Continue pressing the TEMPERATURE SETTING button until it makes 2 short beeps and find the upper code.
5) Press the OPERATION MODE SELECTOR button and lower figure of the error code blinks.
6) Continue pressing the TEMPERATURE SETTING button until it makes a long beep and find the lower code.
   • A long beep indicate the error code.

11-3 MALFUNCTION CODE

- For places where the malfunction code is written in white, the "☼" indication is not displayed. Though the system continues operating, be sure to inspect the system and make repairs as necessary.
- Depending on the type of indoor or outdoor unit, the malfunction code may or may not be displayed.

Malfunction code	Descriptions and measures	Remarks
A1	Indoor Printed Circuit Board failure	
A3	Drain level abnormal	
A5	High pressure control or freeze-up protector	
A6	Indoor fan motor overload, over current, lock	
	Indoor Printed Circuit Board connection failure	
AB	Indoor unit power supply voltage abnormal	
AJ	Capacity setting failure	Capacity setting adapter or capacity data error, or disconnection of the capacity setting adapter, failure to connect the adapter, or the capacity is not set to the data-retention IC.
C1	Transmission error between indoor Printed Circuit Board (Master) and indoor Printed Circuit Board (Slave)	
C4	Indoor heat exchanger liquid pipe temperature sensor malfunction	Abnormal stop is applied depending on the model or condition.
C5	Indoor heat exchanger condenser / evaporator temperature sensor malfunction	Abnormal stop is applied depending on the model or condition.
C9	Suction air thermistor malfunction	Abnormal stop is applied depending on the model or condition.
CJ	Remote controller air thermistor malfunction	Remote controller thermo does not function, but body thermo operation is enabled.
E0	Action of safety device (Outdoor unit)	
E1	Outdoor Printed Circuit Board failure (Outdoor unit)	
E5	Compressor motor lock malfunction (Outdoor unit)	
E6	Compressor motor lock by over current (Outdoor unit)	
E7	Outdoor fan motor lock malfunction (Outdoor unit)	
	Outdoor fan instant overcurrent malfunction (Outdoor unit)	
E8	Input overcurrent (Outdoor unit)	
EA	Cooling/heating switch malfunction (Outdoor unit)	
F3	Discharge piping temperature malfunction (Outdoor unit)	
F6	High pressure control (in cooling) (Outdoor unit)	
F8	Operation halt due to compressor internal temperature abnormality	
H0	Sensor fault for inverter (Outdoor unit)	
H6	Operation halt due to faulty position detection sensor	
H8	CT abnormality (Outdoor unit)	
H9	Outdoor air thermistor system malfunction (Outdoor unit)	Abnormal stop is applied depending on the model or condition.
J3	Discharge piping thermistor system malfunction (Outdoor unit)	Abnormal stop is applied depending on the model or condition.
J6	Outdoor heat exchanger distributor liquid piping thermistor malfunction (Outdoor unit)	Abnormal stop is applied depending on the model or condition.
L3	Reactor thermistor malfunction (Outdoor unit)	
L4	Overheated heat-radiating fin (Outdoor unit)	Inverter cooling failure
L5	Instantaneous overcurrent (Outdoor unit)	The compressor engines and turbines may be experiencing a ground fault or short circuit.

P4	Heat-radiating fin thermistor malfunction (Outdoor unit)	Abnormal stop is applied depending on the model or condition.
U0	Suction piping temperature abnormal (Outdoor unit)	The refrigerant may be insufficient. Abnormal stop is applied depending on the model or condition.
U2	Power voltage malfunction (Outdoor unit)	The inverter open-phase or main circuit condenser may be malfunctioning. Abnormal stop is applied depending on the model or condition.
U4 UF	Transmission error (between indoor and outdoor units)	Wiring error between indoor and outdoor unit. Or Indoor and outdoor Printed Circuit Board failure.
U5	Transmission error (between indoor and remote controller units)	Transmission between indoor unit and remote controller is not performed properly.
U7	Transmission error of the inverter module	
UA	Field setting error	System setting error of the simultaneous on/off multi-split type.
UE	Transmission error (between indoor unit and centralized remote controller)	
UC	Remote controller address setting error	

⚠ CAUTION

After test operation is completed, check the items mentioned in the clause 2 **2. Items to be checked at time of delivery** on page 4.
If the interior finish work is not completed when the test operation is finished, for protection of the air conditioner, ask the user not operate the air conditioner until the interior finish work is completed.
If the air conditioner is operated, the inside of the indoor units may be polluted by substances generated from the coating and adhesives used for the interior finish work and cause water splash and leakage.

⚠ To the operator carrying out test operation

After test operation is completed, before delivering the air conditioner to the user, confirm that the electrical wiring box cover is closed.
In addition, explain the power supply status (power supply ON/OFF) to the user.

C: 3P500432-1

4. FVXS Series

4.1 FVXS09/12/15/18NVJU

Contents

Safety Considerations 1

Accessories 3

Choosing an Installation Site 3

1. Indoor unit 3
2. Wireless remote controller 3

Indoor Unit Installation Diagram 4

Indoor Unit Installation 5

1. Refrigerant piping 5
2. Drilling a wall hole and installing wall embedded pipe 7
3. Drain piping 7
4. Installing indoor unit 8
   - 4-1. Preparation 8
   - 4-2. Installation 9
5. Flaring the pipe end 12
6. Connecting the refrigerant pipe 12
   - 6-1. Caution on piping handling 13
   - 6-2. Selection of copper and heat insulation materials 13
7. Checking for gas leakage 13
8. Attaching the connection pipe 13
9. Wiring 14
10. When connecting to an HA system 15
11. How to set the different addresses 16

Trial Operation and Testing 17

1. Trial operation and testing 17
2. Test items 17

Safety Considerations

Read these **Safety Considerations for Installation** carefully before installing an air conditioner or heat pump. After completing the installation, make sure that the unit operates properly during the startup operation.
Instruct the user on how to operate and maintain the unit.
Inform users that they should store this installation manual with the operation manual for future reference.
Always use a licensed installer or contractor to install this product. Improper installation can result in water or refrigerant leakage, electric shock, fire, or explosion.
Meanings of **DANGER**, **WARNING**, **CAUTION**, and **NOTE** Symbols

⚠ **DANGER** ····· Indicates an imminently hazardous situation which, if not avoided, will result in death or serious injury.

⚠ **WARNING** ····· Indicates a potentially hazardous situation which, if not avoided, could result in death or serious injury.

⚠ **CAUTION** ····· Indicates a potentially hazardous situation which, if not avoided, may result in minor or moderate injury. It may also be used to alert against unsafe practices.

⚠ **NOTE** ····· Indicates situations that may result in equipment or property-damage accidents only.

⚠ DANGER

- Refrigerant gas is heavier than air and replaces oxygen. A massive leak can lead to oxygen depletion, especially in basements, and an asphyxiation hazard could occur leading to serious injury or death.
- Do not ground units to water pipes, gas pipes, telephone wires, or lightning rods as incomplete grounding can cause a severe shock hazard resulting in severe injury or death. Additionally, grounding to gas pipes could cause a gas leak and potential explosion causing severe injury or death.
- If refrigerant gas leaks during installation, ventilate the area immediately. Refrigerant gas may produce toxic gas if it comes into contact with fire. Exposure to this gas could cause severe injury or death.
- After completing the installation work, check that the refrigerant gas does not leak throughout the system.
- Do not install unit in an area where flammable materials are present due to risk of explosions that can cause serious injury or death.
- Safely dispose all packing and transportation materials in accordance with federal/state/local laws or ordinances. Packing materials such as nails and other metal or wood parts, including plastic packing materials used for transportation may cause injuries or death by suffocation.

⚠ WARNING

- Only qualified personnel must carry out the installation work. Installation must be done in accordance with this installation manual. Improper installation may result in water leakage, electric shock, or fire.
- When installing the unit in a small room, take measures to keep the refrigerant concentration from exceeding allowable safety limits. Excessive refrigerant leaks, in the event of an accident in a closed ambient space, can lead to oxygen deficiency.
- Use only specified accessories and parts for installation work. Failure to use specified parts may result in water leakage, electric shock, fire, or the unit falling.
- Install the air conditioner or heat pump on a foundation strong enough that it can withstand the weight of the unit. A foundation of insufficient strength may result in the unit falling and causing injuries.
- Take into account strong winds, typhoons, or earthquakes when installing. Improper installation may result in the unit falling and causing accidents.

- Make sure that a separate power supply circuit is provided for this unit and that all electrical work is carried out by qualified personnel according to local, state, and national regulations. An insufficient power supply capacity or improper electrical construction may lead to electric shock or fire.
- Make sure that all wiring is secured, that specified wires are used, and that no external forces act on the terminal connections or wires. Improper connections or installation may result in fire.
- When wiring, position the wires so that the electrical wiring box cover can be securely fastened. Improper positioning of the electrical wiring box cover may result in electric shock, fire, or the terminals overheating.
- Before touching electrical parts, turn off the unit.
- It is recommended to install a ground fault circuit interrupter if one is not already available. This helps prevent electric shock or fire.
- Securely fasten the outdoor unit terminal cover (panel). If the terminal cover/panel is not installed properly, dust or water may enter the outdoor unit causing fire or electric shock.
- When installing or relocating the system, keep the refrigerant circuit free from substances other than the specified refrigerant (R410A) such as air. Any presence of air or other foreign substance in the refrigerant circuit can cause an abnormal pressure rise or rupture, resulting in injury.
- Do not change the setting of the protection devices. If the pressure switch, thermal switch, or other protection device is shorted and operated forcibly, or parts other than those specified by Daikin are used, fire or explosion may occur.

⚠ CAUTION

- Do not touch the switch with wet fingers. Touching a switch with wet fingers can cause electric shock.
- Do not allow children to play on or around the unit to prevent injury.
- The heat exchanger fins are sharp enough to cut. To avoid injury wear gloves or cover the fins while working around them.
- Do not touch the refrigerant pipes during and immediately after operation as the refrigerant pipes may be hot or cold, depending on the condition of the refrigerant flowing through the refrigerant piping, compressor, and other refrigerant cycle parts. Your hands may suffer burns or frostbite if you touch the refrigerant pipes. To avoid injury, give the pipes time to return to normal temperature or, if you must touch them, be sure to wear proper gloves.
- Install drain piping to proper drainage. Improper drain piping may result in water leakage and property damage.
- Insulate piping to prevent condensation.
- Be careful when transporting the product.
- Do not turn off the power immediately after stopping operation. Always wait for at least 5 minutes before turning off the power. Otherwise, water leakage may occur.
- Do not use a charging cylinder. Using a charging cylinder may cause the refrigerant to deteriorate.
- Refrigerant R410A in the system must be kept clean, dry, and tight.

  (a) Clean and Dry -- Foreign materials (including mineral oils such as SUNISO oil or moisture) should be prevented from getting into the system.

  (b) Tight -- R410A does not contain any chlorine, does not destroy the ozone layer, and does not reduce the earth's protection again harmful ultraviolet radiation. R410A can contribute to the greenhouse effect if it is released. Therefore take proper measures to check for the tightness of the refrigerant piping installation. Read the chapter *Refrigerant Piping Work* and follow the procedures.
- Since R410A is a blend, the required additional refrigerant must be charged in its liquid state. If the refrigerant is charged in a state of gas, its composition can change and the system will not work properly.
- The indoor unit is for R410A. See the catalog for indoor models that can be connected. Normal operation is not possible when connected to other units.
- Remote controller (wireless kit) transmitting distance can be shorter than expected in rooms with electronic fluorescent lamps (inverter or rapid start types). Install the indoor unit far away from fluorescent lamps as much as possible.
- Indoor units are for indoor installation only. Outdoor units can be installed either outdoors or indoors. This unit is for indoor use.
- Do not install the air conditioner or heat pump in the following locations:
  (a) Where a mineral oil mist or oil spray or vapor is produced, for example, in a kitchen.
  Plastic parts may deteriorate and fall off or result in water leakage.
  (b) Where corrosive gas, such as sulfurous acid gas, is produced.
  Corroding copper pipes or soldered parts may result in refrigerant leakage.
  (c) Near machinery emitting electromagnetic waves.
  Electromagnetic waves may disturb the operation of the control system and cause the unit to malfunction.
  (d) Where flammable gas may leak, where there is carbon fiber, or ignitable dust suspension in the air, or where volatile flammables such as thinner or gasoline are handled. Operating the unit in such conditions can cause a fire.
- Take adequate measures to prevent the outdoor unit from being used as a shelter by small animals. Small animals making contact with electrical parts can cause malfunctions, smoke, or fire. Instruct the user to keep the area around the unit clean.

⚠ NOTE

- Install the power supply and inter-unit wires for the indoor and outdoor units at least 3.5ft away from televisions or radios to prevent image interference or noise. Depending on the radio waves, a distance of 3.5ft may not be sufficient to eliminate the noise.
- Dismantling the unit, treatment of the refrigerant, oil and additional parts must be done in accordance with the relevant local, state, and national regulations.
- Do not use the following tools that are used with conventional refrigerants: gauge manifold, charge hose, gas leak detector, reverse flow check valve, refrigerant charge base, vacuum gauge, or refrigerant recovery equipment.
- If the conventional refrigerant and refrigerator oil are mixed in R410A, the refrigerant may deteriorate.
- This air conditioner or heat pump is an appliance that should not be accessible to the general public.
- As design pressure is 478 psi, the wall thickness of field-installed pipes should be selected in accordance with the relevant local, state, and national regulations.

Accessories

Ⓐ Mounting plate	1	Ⓑ Titanium apatite deodorizing filter	2	Ⓒ Drain hose	1
Ⓓ Insulation tape	2	Ⓔ Wireless remote controller	1	Ⓕ Remote controller holder	1
Ⓖ Fixing screw for remote controller holder 1/8" × 13/16" (M3 × 20mm)	2	Ⓗ Indoor unit fixing screw 3/16" × 1" (M4 × 25mm)	9	Ⓙ Dry battery AAA. LR03 (alkaline)	2
Ⓚ Operation manual	1	Ⓛ Installation manual	1	Ⓜ Warranty	1

Choosing an Installation Site

• Before choosing the installation site, obtain user approval.

1. Indoor unit

The indoor unit should be positioned in a place where:

1) the restrictions on installation requirements specified in "**Indoor Unit Installation Diagram**" on page 4 are met,
2) both the air inlet and air outlet are unobstructed,
3) the unit is not exposed to direct sunlight,
4) the unit is away from the source of heat or steam,
5) there is no source of machine oil vapour (this may shorten the indoor unit service life),
6) cool/warm air is circulated throughout the room,
7) the unit is away from electronic ignition type fluorescent lamps (inverter or rapid start type) as they may affect the remote controller range,
8) the unit is at least 3.3ft (1m) away from any television or radio set (the unit may cause interference with the picture or sound),
9) no laundry equipment is nearby.

2. Wireless remote controller

Turn on all the fluorescent lamps in the room, if any, and find a location where remote controller signals are properly received by the indoor unit (within 23ft (7m)).

Indoor Unit Installation Diagram

• The indoor unit may be mounted in any of the 3 styles shown here.

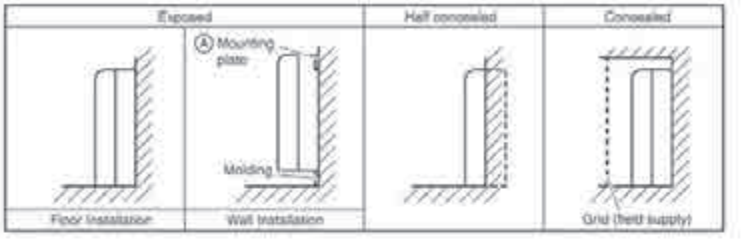

• Recommended mounting plate retention spots and dimensions.

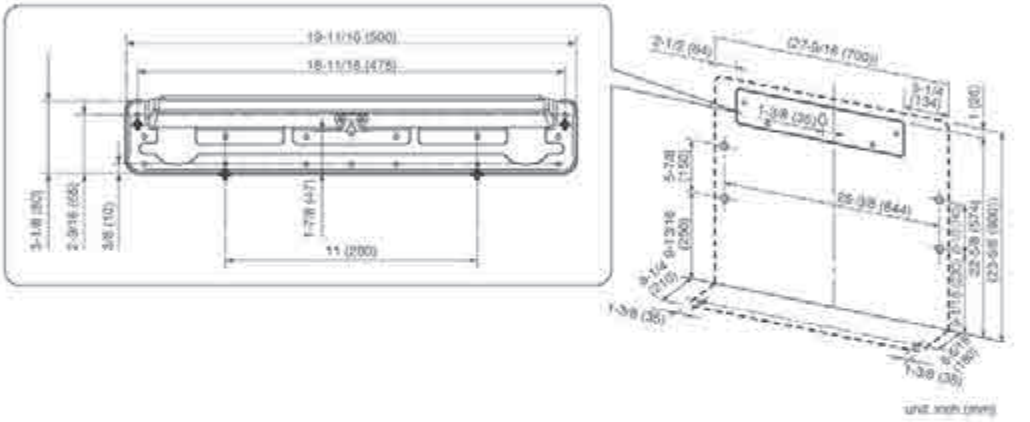

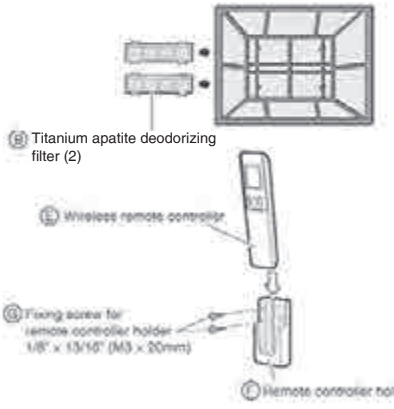

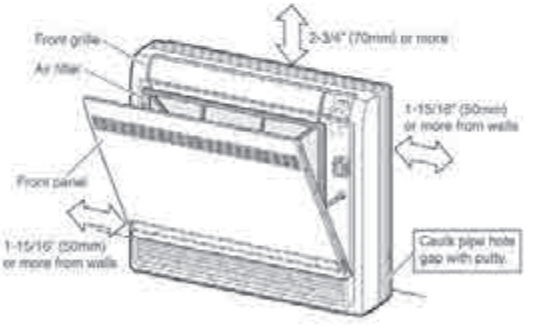

4

Indoor Unit Installation

1. Refrigerant piping

1) Drill a hole (ϕ2-9/16 inch (65mm) in diameter) in the spot indicated by the ⊚ symbol in the illustration as below.
2) The location of the hole is different depending on which side of the pipe is taken out.
3) For piping, refer to "**6. Connecting the refrigerant pipe**" on page12.
4) Allow space around the pipe for a easier indoor unit pipe connection.

[Bottom piping]

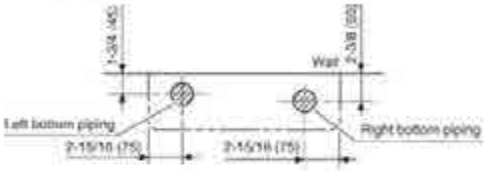

Exposed installation

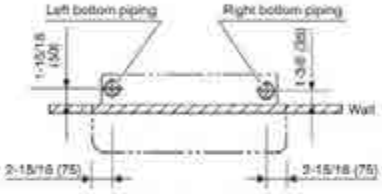

Half concealed installation

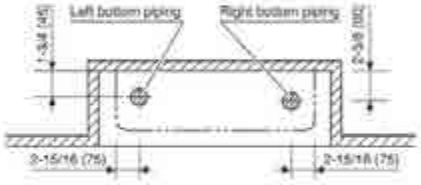

Concealed installation

unit: inch (mm)

[Left/Right -side piping]

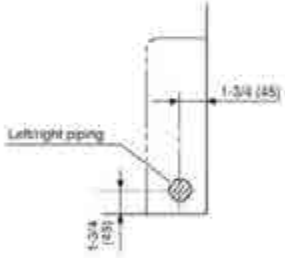

Exposed installation

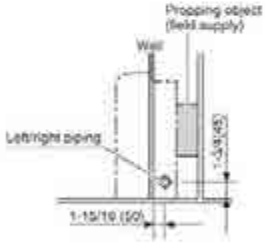

Half concealed installation

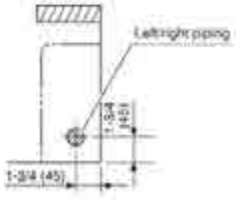

Concealed installation

unit: inch (mm)

5

[Back piping]

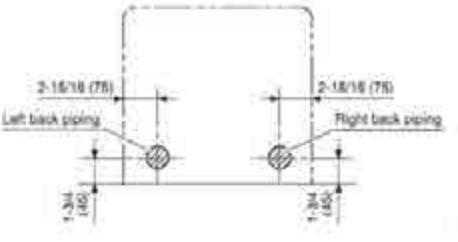

About the outdoor unit refrigerant pipe

- In order to connect the pipe, the outdoor unit refrigerant pipe must have a length of at least 13-3/4 inch (350mm) measured from the wall.

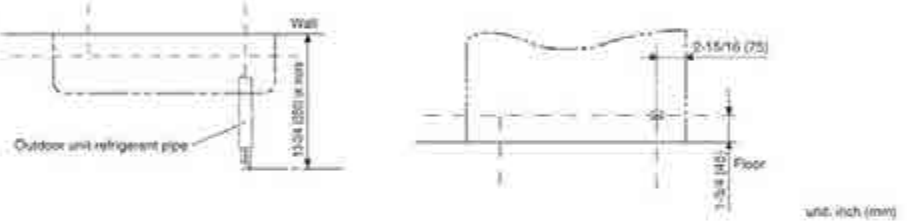

⚠ CAUTION

Minimum allowable length

- The suggested shortest pipe length is 8.2ft (2.5m), in order to avoid noise from the outdoor unit and vibration. (Mechanical noise and vibration may occur depending on how the unit is installed and the environment in which it is used.)
- Refer to the installation manual for the outdoor unit for the maximum pipe length.
- For multi-connections, refer to the installation manual for the multi outdoor unit.

6

Indoor Unit Installation

2. Drilling a wall hole and installing wall embedded pipe

⚠WARNING

For metal frame or metal board walls, be sure to use a wall embedded pipe and wall hole cover in the feed-through hole to prevent possible heat, electric shock, or fire.

- Be sure to caulk the gaps around the pipes with caulking material to prevent condensation.
  1) Drill a feed-through hole with a ϕ2-9/16 inch (65mm) diameter through the wall at a downward angle toward the outside.
  2) Insert a wall embedded pipe into the hole.
  3) Insert a wall hole cover into wall pipe.
  4) After completing refrigerant piping, wiring, and drain piping, caulk the pipe hole gap with putty.

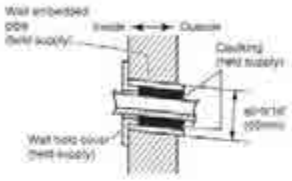

3. Drain piping

- The drain pipe should be **inclined downward** so that water will flow smoothly without any accumulation. (Should not be trap.)

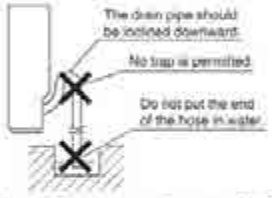

- Use commercial rigid polyvinyl chloride pipe (general VP 20 pipe, outer diameter 1 inch (26mm), inner diameter 13/16 inch (20mm)) for the drain pipe.
- The drain hose (outer diameter ϕ11/16 inch (ϕ18mm) at connecting end, 8-11/16 inch (220mm) long) is supplied with the indoor unit.
  1) Perform drain piping work as outlined in the figure. (See **Fig. 1**)
     - Insert the Ⓒ drain hose into the socket of the drain pan. (See **Fig. 2**) Fully insert the drain hose until it adheres to a seal of the socket.
  2) **Insulate the indoor drain pipe with 3/8 inch (10mm) or more of insulation material to prevent condensation.**
  3) Remove the air filters and pour some water into the drain pan to check the water flows smoothly.

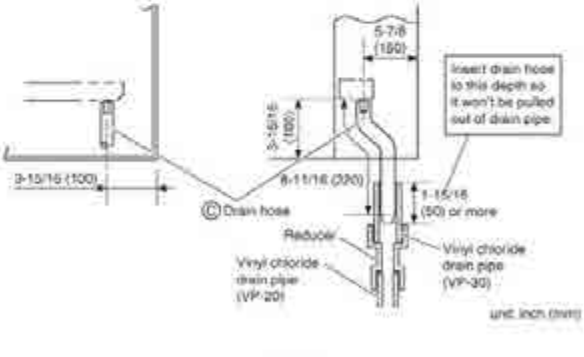

Fig. 1

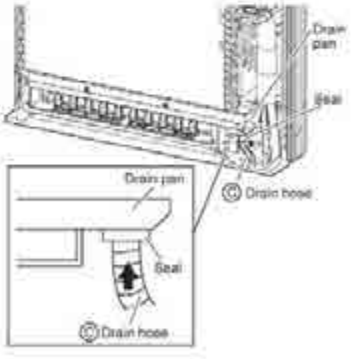

Fig. 2

⚠CAUTION

Use polyvinyl chloride adhesive agent for gluing. Failure to do so may cause water leakage.

7

4. Installing indoor unit

4-1. Preparation

- Remove the front panel.
  1) Slide until the 2 stoppers click inside.
  2) Open the front panel forward and remove the string.
  3) Remove the front panel.

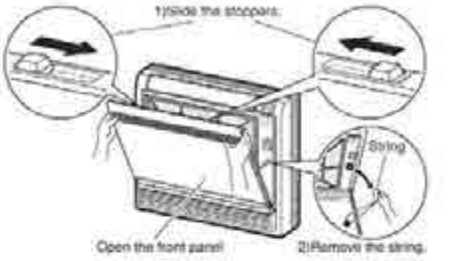

- Remove the front grille.
  1) Remove the 4 screws.
  2) Pull the front grille and remove the 3 tabs.

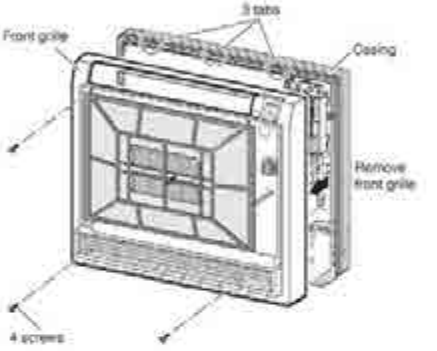

- Remove the upper and the side casings.
  1) Remove the 7 screws.
  2) Slide and remove the upper casing (2 tabs).
  3) Slide and remove the left and right casings (2 tabs on each side).

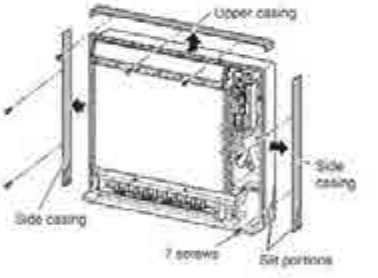

- During installation, if needed, cut the slit portions using nippers as shown in the illustration below.

[For moldings]

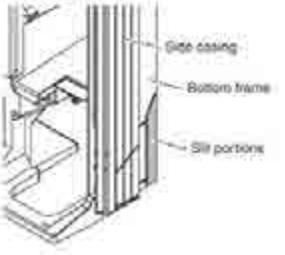

[For side piping]

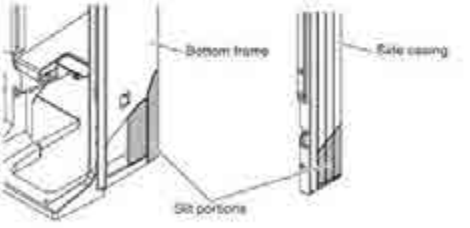

8

Indoor Unit Installation

4-2. Installation

Exposed installation

1) Secure the indoor unit

[Floor Installation]

- Secure the indoor unit using 6 screws. (2 screws for floor and 4 screws for rear wall)

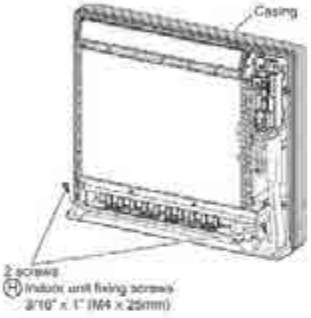

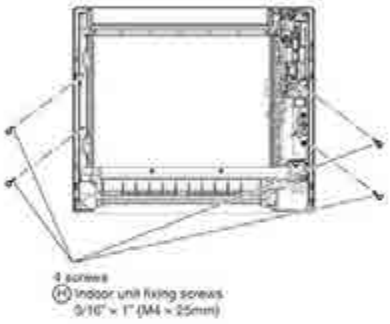

[Wall Installation]

- Secure the Ⓐ mounting plate using 5 screws.
- Secure the indoor unit using 4 screws for rear wall.

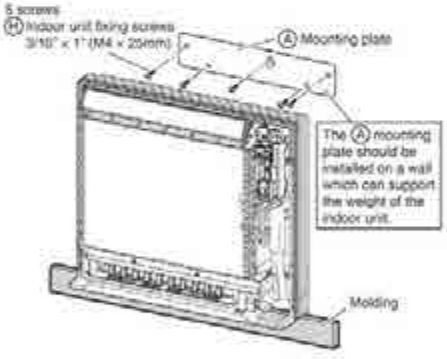

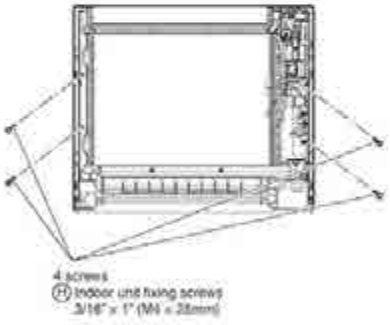

2) Once refrigerant piping and drain piping connections are complete, fill in the gap of the through hole with putty.
Any gaps will result in the accumulation of condensation on the refrigerant pipe and drain pipe, as well as allowing the intrusion of insects and dirt.

3) Attach the left, right and upper casings in their original positions using 7 screws.

4) Attach the front grill in its original position using 4 screws.

5) Attach the front panel in its original position.

- Attach the string to the right, inner-side of the front grille.
- Close the front panel and slide until the 2 stoppers click outside.

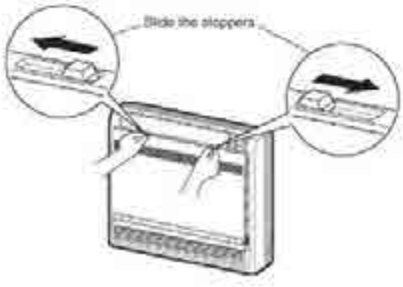

9

Half concealed installation

1) The size of a wall opening space shown in the illustration on the right.

2) The rear of the unit can be fixed with screws at the points shown in the illustration as below. Be sure to install the propping object in accordance with the depth of the inner wall.

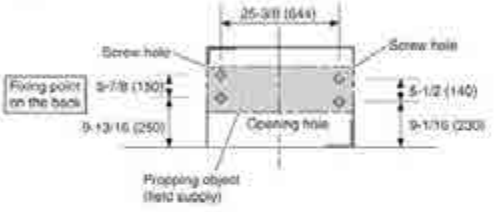

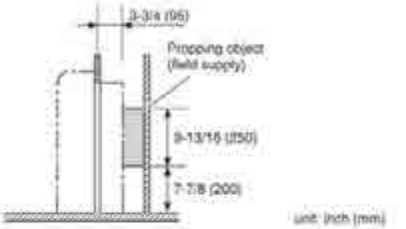

⚠ CAUTION

The propping object for installing the main unit must be used, or there will be a gap between the unit and the wall.

3) Secure the indoor unit using 6 screws. (2 screws for floor and 4 screws for rear wall)

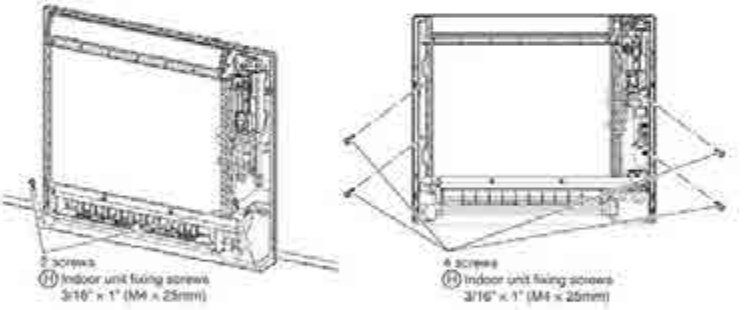

4) Once refrigerant piping and drain piping connections are complete, fill in the gap of the through hole with putty.
Any gaps will result in the accumulation of condensation on the refrigerant pipe and drain pipe, as well as allowing the intrusion of insects and dirt.

5) Attach the left, right and upper casings in their original positions using 7 screws.

6) Attach the front grill in its original position using 4 screws.

7) Attach the front panel in its original position.
- Attach the string to the right, inner-side of the front grille.
- Close the front panel and slide until the 2 stoppers click outside.

⚠ CAUTION

- Use drain pan edge for horizontal projection of the indoor unit.
- Install the indoor unit flush against wall.

Indoor Unit Installation

Concealed installation

- Install the unit according to the instructions below. Failure to do so may cause lead to both cooling and heating failure and the condensation inside the house.
  1) Allow enough space between the main unit and ceiling not to obstruct the flow of cool/warm air.
  2) Place a partition plate between outlet and inlet sections.
  3) Place a partition plate on the right side.
  4) Change the upward airflow dipswitch (SW2-4) to ON to limit the upward airflow. (Factory default: OFF)
     - Remove the front grille.
     - Switch the dipswitch (SW2-4) on the PCB in the electrical equipment box to ON.

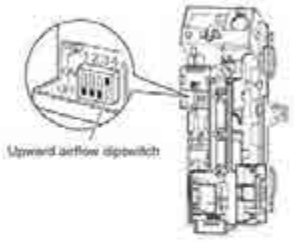

⚠ CAUTION

Be sure to turn on the upward airflow switch. Failure to do so may cause incomplete cooling/heating and formation of condensation inside the house.

  5) Use a movable lattice at the air outlet to allow the adjustment of cool/warm airflow direction.
  6) Lattice size should be 70% or more of open rate.

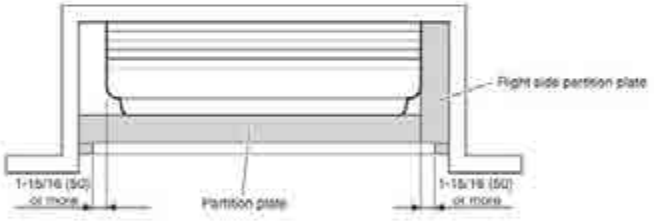

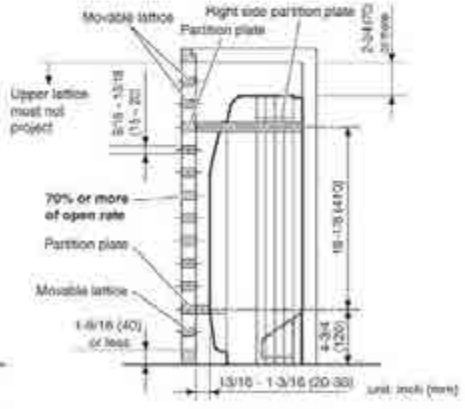

- For the installation process refer to "**Exposed installation**" on page 9.

11

5. Flaring the pipe end

1) Cut the pipe end with a pipe cutter.
2) Remove burrs with the cut surface facing downward, so that the filings do not enter the pipe.
3) Put the flare nut on the pipe.
4) Flare the pipe.
5) Check that the flaring has been done correctly.

⚠ WARNING

- Do not apply mineral oil to the flare.
- Prevent mineral oil from getting into the system as this would reduce the service life of the units.
- Never use piping which has been used for previous installations. Only use parts which are delivered with this unit.
- Never install a dryer to this R410A unit in order to guarantee its service life.
- The drying material may dissolve and damage the system.
- Incomplete flaring may result in refrigerant gas leakage.

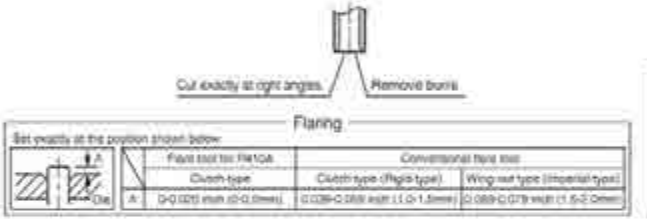

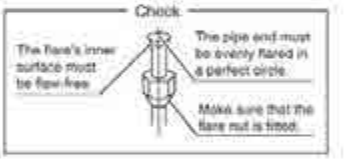

6. Connecting the refrigerant pipe

⚠ CAUTION

- Use the flare nut fixed to the main unit. (This is to prevent the flare nut from cracking as a result of deterioration over time.)
- To prevent gas leakage, apply refrigeration oil only to the inner surface of the flare. (Use refrigeration oil for R410A.)
- Use a torque wrench when tightening the flare nuts to prevent damage to the flare nuts and gas leakage.

- Align the center of both flares and tighten the flare nuts 3 or 4 turns by hand, then tighten them fully with a spanner and a torque wrench.

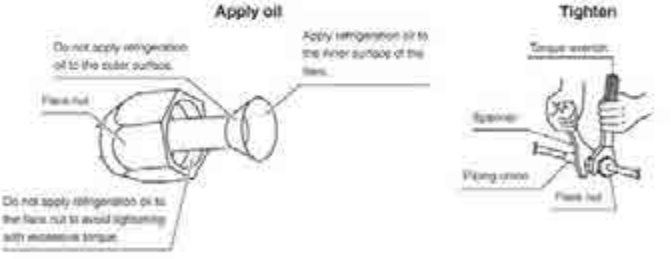

	Piping size	Flare nut tightening torque
Gas side	O.D. 3/8 inch (9.5mm)	24.1-29.4ft • lbf (32.7-39.9N • m)
	O.D. 1/2 inch (12.7mm)	36.5-44.5ft • lbf (49.5-60.3N • m)
Liquid side	O.D. 1/4 inch (6.4mm)	10.5-12.7ft • lbf (14.2-17.2 N • m)

12

2

Indoor Unit Installation

6-1. Caution on piping handling

1) Protect the open end of the pipe against dust and moisture.
2) All pipe bends should be as gentle as possible. Use a pipe bender for bending.

6-2. Selection of copper and heat insulation materials

When using commercial copper pipes and fittings, observe the following:

- Insulation material: Polyethylene foam
  Heat transfer rate: 0.041 to 0.052W/mK (0.024 to 0.030Btu/fth°F (0.035 to 0.045kcal/mh°C))
  Be sure to use insulation that is designed for use with HVAC Systems.
- ACR Copper only.

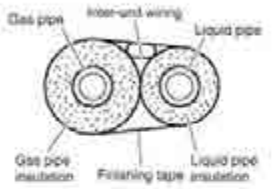

- Be sure to insulate both the gas and liquid piping and observe the insulation dimensions as below.

	Piping size	Minimum bend radius	Piping thickness	Thermal insulation size	Thermal insulation thickness
Gas side	O.D. 3/8 inch (9.5mm)	1-3/16 inch (30mm) or more	0.031 inch (0.8mm) (C1220T-O)	I.D. 15/32-19/32 inch (12-15mm)	13/32 inch (10mm) Min.
	O.D. 1/2 inch (12.7mm)	1-9/16 inch (40mm) or more		I.D. 9/16-5/8 inch (14-16mm)	
Liquid side	O.D. 1/4 inch (6.4mm)	1-3/16 inch (30mm) or more		I.D. 5/16-13/32 inch (8-10mm)	

- Use separate thermal insulation pipes for gas and liquid refrigerant pipes.

7. Checking for gas leakage

1) Check for leakage of gas after air purging.
2) Refer to the section on pressure test and evacuating system in the installation manual for the outdoor unit.

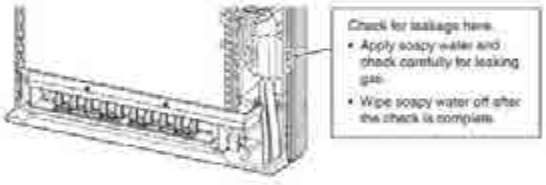

8. Attaching the connection pipe

- Attach the pipe after checking for gas leakage, described above.
  1) Cut the insulated portion of the on-site piping, matching it up with the connecting portion.
  2) Secure the slit on the refrigerant piping side with the butt joint on the auxiliary piping using the tape, making sure there are no gaps.
  3) Wrap the slit and the butt joint with the ⓘ insulation tape, making sure there are no gaps.

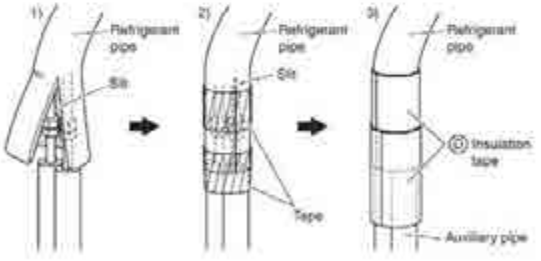

⚠CAUTION

- Insulate the joint of the pipes securely.
  Incomplete insulation may lead to water leakage.
- Push the pipe inside so it does not place undue force on the front grille.

13

9. Wiring

With a multi indoor unit , install as described in the installation manual supplied with the multi outdoor unit.

- Live the sensor securing plate, remove the front electrical wiring box cover, and connect the branch wiring to the terminal block.
  1) As shown in the illustration, insert the wires including the ground wire into the conduit and secure them with lock nut onto the conduit mounting plate.
  2) Strip wire ends (3/4 inch (20mm)).
  3) Match wire colours with terminal numbers on indoor and outdoor unit's terminal blocks and firmly secure the wires in the corresponding terminals with the screws.
  4) Connect the ground wires to the corresponding terminals.
  5) Pull the wires lightly to make sure they are securely connected.
  6) Make sure that the wires do not come in contact with the metal conduit for the heat exchanger.
  7) In case of connecting to an adapter system, run the remote controller cable and attach the S21. (Refer to "**10. When connecting to an HA system**" on page 15.)

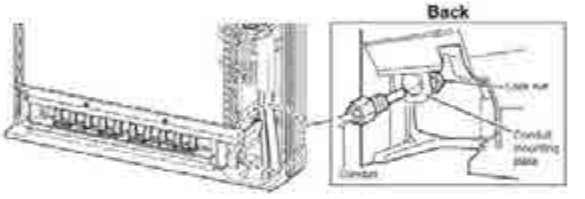

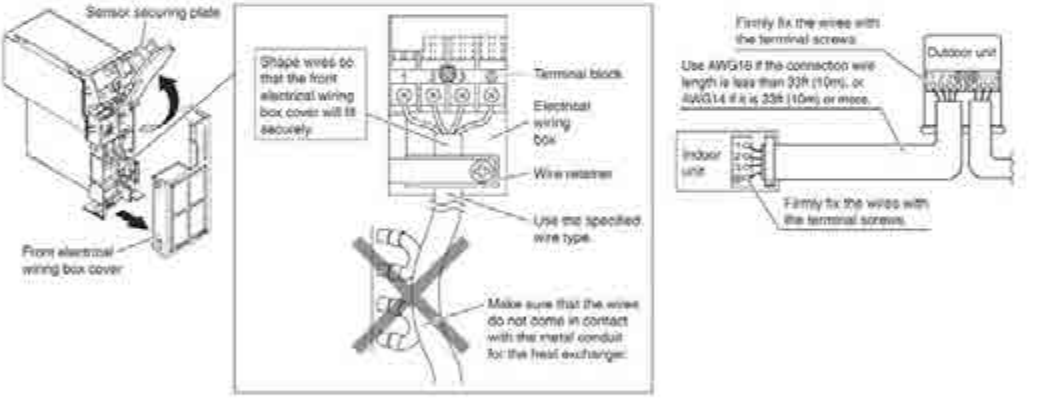

⚠ WARNING

- Do not use tapped wires, stranded wires, extension cords, or starburst connections, as they may cause overheating, electric shock, or fire.
- Do not use locally purchased electrical parts inside the product. (Do not branch the power for the drain pump, etc., from the terminal block.) Doing so may cause electric shock or fire.
- Do not connect the power wire to the indoor unit. Doing so may cause electric shock or fire.

Indoor Unit Installation

10. When connecting to an HA system

1) Remove the front panel and the front grille. (Refer to "**4-1. Preparation**" on page 8.)
2) Open up the sensor securing plate. (See **Fig. 3**)
3) Remove the front electrical wiring box cover (4 tabs). (See **Fig. 3**)
4) Remove connectors ① ② ③. (See **Fig. 4** and **Fig. 5**)
5) After removing the ground wires (2 screws), remove the electrical wiring box (1 screw). (See **Fig. 6**)
6) Remove the thermistor. (See **Fig. 7**)
7) Remove the side electrical wiring box cover (7 tabs). (See **Fig. 3**)
8) Cut off the pins using a nipper. (See **Fig. 3**)
9) Wire and connect the HA connection cord to the S21 connector. (See **Fig. 3**)
10) Install the side electrical wiring box cover while being careful not to pinch the HA connection cord or ground wires (7 tabs).
11) Attach the thermistor.
12) Install the ground wires (2 screws) and the electrical wiring box (1 screw).
13) Install the connectors ① ② and guide the cord as shown in the figure. (See **Fig. 4**)
14) Install connector ③ and guide the cord as shown in the figure. (See **Fig. 5**)
15) Attach the front electrical wiring box cover (4 tabs), and close the sensor securing plate.
16) Attach the front panel and the front grille as they were.

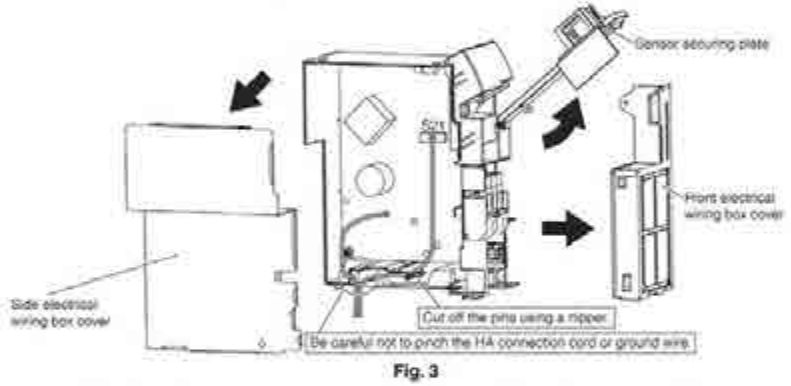

Fig. 3

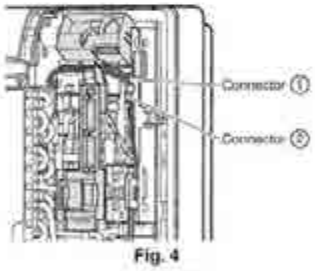

Fig. 4

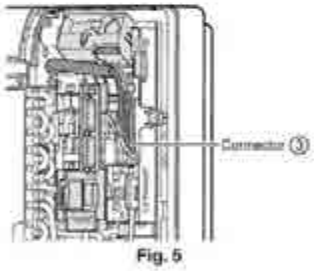

Fig. 5

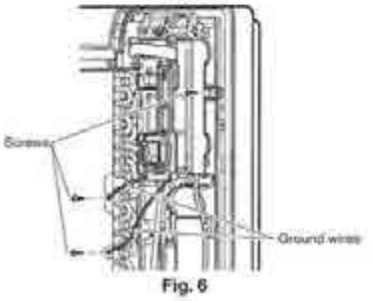

Fig. 6

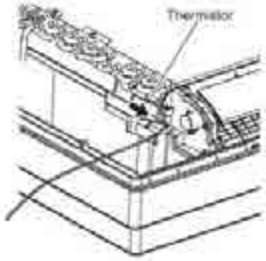

Fig. 7

11. How to set the different addresses

- When 2 indoor units are installed in 1 room, the 2 wireless remote controllers can be set for different addresses. Change the address setting of one of the 2 units.
  When cutting the jumper be careful not to damage any of the surrounding parts.
  1) Remove the electrical wiring box. (Refer to "**10. When connecting to an HA system**" on page 15 steps 1)-7).)
  2) Cut the address jumper (JA) on the printed circuit board.
  3) Cut the address jumper (J4) in the remote controller.
  4) Attach the electrical wiring box as they were. (Refer to "**10. When connecting to an HA system**" on page 15 steps 10)-15).)
  5) Attach the front panel and the front grille as they were.

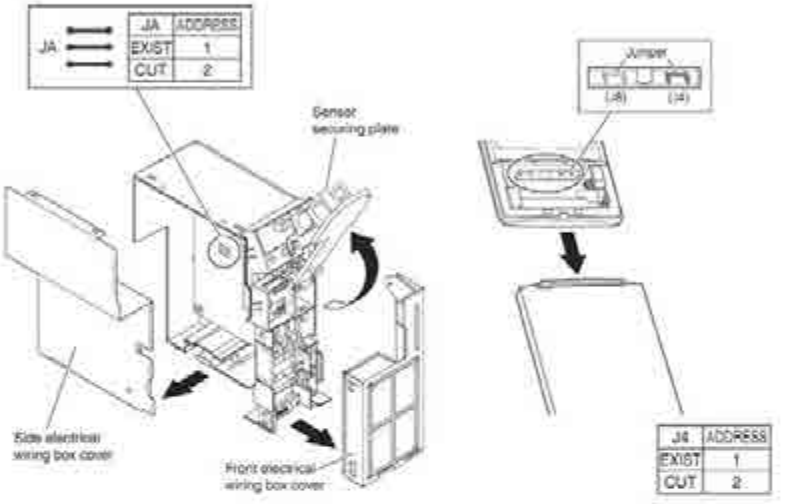

16

2

Trial Operation and Testing

1. Trial operation and testing

- Trial operation should be carried out in either COOL or HEAT operation.

1-1. Measure the supply voltage and make sure that it is within the specified range.

1-2. In COOL operation, select the lowest programmable temperature; in HEAT operation, select the highest programmable temperature.

1-3. Carry out the trial operation following the instructions in the operation manual to ensure that all functions and parts, such as the movement of the flap, are working properly.

- To protect the air conditioner, restart operation is disabled for 3 minutes after the system has been turned off.
- When connecting to a multi outdoor unit, if trial operation is conducted in HEAT operation directly after the circuit breaker is turned on, in some cases no air will be output for about 3 to 20 minutes in order to protect the air conditioner.

1-4. After trial operation is complete, set the temperature to a normal level (78°F to 82°F (26°C to 28°C) in COOL operation, 68°F to 75°F (20°C to 24°C) in HEAT operation).

- When operating the air conditioner in COOL operation in winter, or HEAT operation in summer, set it to the trial operation mode using the following method.
  1) Press to turn on the system.
  2) Press , and at the same time.
  3) Press , then select "3", and press for confirmation.
  - Trial operation will stop automatically after about 30 minutes.
    To stop the operation, press .
  - Some of the functions cannot be used in the trial operation mode.
- The air conditioner draws a small amount of power in its standby mode. If the system is not to be used for some time after installation, shut off the circuit breaker to eliminate unnecessary power consumption.
- If the circuit breaker trips to shut off the power to the air conditioner, the system will restore the original operation mode when the circuit breaker is opened again.

2. Test items

Test Items	Symptom	Check
Indoor and outdoor units are installed properly on solid bases.	Fall, vibration, noise	
No refrigerant gas leaks.	Incomplete cooling/heating function	
Refrigerant gas and liquid pipes and indoor drain hose extension are thermally insulated.	Water leakage	
Draining line is properly installed.	Water leakage	
System is properly grounded.	Electrical leakage	
The specified wires are used for inter-unit wiring connections.	No operation or burn damage	
Indoor or outdoor unit's air inlet or air outlet are unobstructed.	Incomplete cooling/heating function	
Stop valves are opened.	Incomplete cooling/heating function	
Indoor unit properly receives remote control commands.	No operation	
◉ will be displayed when the MODE button is pressed.*	No heating	

*Check that the jumper (J8) has not been cut. If it has been cut, contact your dealer.

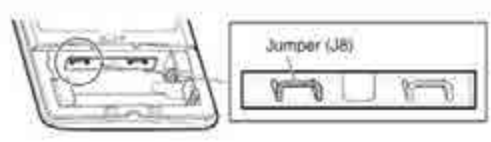

17

C: 3P379970-7B

5. FFQ Series

5.1 FFQ09/12/15/18Q2VJU

Contents

Safety Considerations 1

Before Installation 3

Accessories 3

Choosing an Installation Site 4

Indoor Unit Installation 6

1. Relation of ceiling opening to unit and suspension bolt position 6
2. Make the ceiling opening needed for installation where applicable (For existing ceilings) 7
3. Installing the suspension bolts 7
4. Installing the indoor unit 7
5. Drain piping work 8
6. Wiring 11

Refrigerant Piping Work 14

1. Flaring the pipe end 14
2. Refrigerant piping 14

Installation of the Decoration Panel 16

Field Settings 16

1. Setting air outlet direction 16
2. Setting for options 16
3. Setting air filter sign 16
4. When implementing group control 17
5. 2 remote controllers (controlling 1 indoor unit by 2 remote controllers) 17

Trial Operation and Testing 17

1. Trial operation and testing 17
2. Test items 19
3. How to diagnose for malfunction 20

Safety Considerations

Read these **Safety Considerations for Installation** carefully before installing an air conditioner or heat pump. After completing the installation, make sure that the unit operates properly during the startup operation.
Instruct the user on how to operate and maintain the unit.
Inform users that they should store this installation manual with the operation manual for future reference.
Always use a licensed installer or contractor to install this product. Improper installation can result in water or refrigerant leakage, electric shock, fire, or explosion.
Meanings of **DANGER**, **WARNING**, **CAUTION**, and **NOTE** Symbols:

⚠ **DANGER** ····· Indicates an imminently hazardous situation which, if not avoided, will result in death or serious injury.

⚠ **WARNING** ····· Indicates a potentially hazardous situation which, if not avoided, could result in death or serious injury.

⚠ **CAUTION** ····· Indicates a potentially hazardous situation which, if not avoided, may result in minor or moderate injury. It may also be used to alert against unsafe practices.

⚠ **NOTE** ····· Indicates situations that may result in equipment or property-damage accidents only.

⚠ DANGER

- Refrigerant gas is heavier than air and replaces oxygen. A massive leak can lead to oxygen depletion, especially in basements, and an asphyxiation hazard could occur leading to serious injury or death.
- Do not ground units to water pipes, gas pipes, telephone wires, or lightning rods as incomplete grounding can cause a severe shock hazard resulting in severe injury or death. Additionally, grounding to gas pipes could cause a gas leak and potential explosion causing severe injury or death.
- If refrigerant gas leaks during installation, ventilate the area immediately. Refrigerant gas may produce toxic gas if it comes into contact with fire. Exposure to this gas could cause severe injury or death.
- After completing the installation work, check that the refrigerant gas does not leak throughout the system.
- Do not install unit in an area where flammable materials are present due to risk of explosions that can cause serious injury or death.
- Safely dispose all packing and transportation materials in accordance with federal/state/local laws or ordinances. Packing materials such as nails and other metal or wood parts, including plastic packing materials used for transportation may cause injuries or death by suffocation.

⚠ WARNING

- Only qualified personnel must carry out the installation work. Installation must be done in accordance with this installation manual. Improper installation may result in water leakage, electric shock, or fire.
- When installing the unit in a small room, take measures to keep the refrigerant concentration from exceeding allowable safety limits. Excessive refrigerant leaks, in the event of an accident in a closed ambient space, can lead to oxygen deficiency.
- Use only specified accessories and parts for installation work. Failure to use specified parts may result in water leakage, electric shock, fire, or the unit falling.
- Install the air conditioner or heat pump on a foundation strong enough that it can withstand the weight of the unit. A foundation of insufficient strength may result in the unit falling and causing injuries.
- Take into account strong winds, typhoons, or earthquakes when installing. Improper installation may result in the unit falling and causing accidents.

- Make sure that a separate power supply circuit is provided for this unit and that all electrical work is carried out by qualified personnel according to local, state, and national regulations. An insufficient power supply capacity or improper electrical construction may lead to electric shock or fire.
- Make sure that all wiring is secured, that specified wires are used, and that no external forces act on the terminal connections or wires. Improper connections or installation may result in fire.
- When wiring, position the wires so that the electrical wiring box cover can be securely fastened. Improper positioning of the electrical wiring box cover may result in electric shock, fire, or the terminals overheating.
- Before touching electrical parts, turn off the unit.
- The circuit must be protected with safety devices in accordance with local and national codes, i.e. a fuse, a circuit breaker, a disconnect or a GFCI.
- Securely fasten the outdoor unit terminal cover (panel). If the terminal cover/panel is not installed properly, dust or water may enter the outdoor unit causing fire or electric shock.
- When installing or relocating the system, keep the refrigerant circuit free from substances other than the specified refrigerant (R410A) such as air. Any presence of air or other foreign substance in the refrigerant circuit can cause an abnormal pressure rise or rupture, resulting in injury.
- Do not change the setting of the protection devices. If the pressure switch, thermal switch, or other protection device is shorted and operated forcibly, or parts other than those specified by Daikin are used, fire or explosion may occur.

⚠ CAUTION

- Do not touch the switch with wet fingers. Touching a switch with wet fingers can cause electric shock.
- Do not allow children to play on or around the unit to prevent injury.
- The heat exchanger fins are sharp enough to cut. To avoid injury wear gloves or cover the fins while working around them.
- Do not touch the refrigerant pipes during and immediately after operation as the refrigerant pipes may be hot or cold, depending on the condition of the refrigerant flowing through the refrigerant piping, compressor, and other refrigerant cycle parts. Your hands may suffer burns or frostbite if you touch the refrigerant pipes. To avoid injury, give the pipes time to return to normal temperature or, if you must touch them, be sure to wear proper gloves.
- Install drain piping to proper drainage. Improper drain piping may result in water leakage and property damage.
- Insulate piping to prevent condensation.
- Be careful when transporting the product.
- Do not turn off the power immediately after stopping operation. Always wait for at least 5 minutes before turning off the power. Otherwise, water leakage may occur.
- Do not use a charging cylinder. Using a charging cylinder may cause the refrigerant to deteriorate.
- Refrigerant R410A in the system must be kept clean, dry, and tight.

  (a) Clean and Dry -- Foreign materials (including mineral oils such as SUNISO oil or moisture) should be prevented from getting into the system.

  (b) Tight -- R410A does not contain any chlorine, does not destroy the ozone layer, and does not reduce the earth's protection again harmful ultraviolet radiation. R410A can contribute to the greenhouse effect if it is released. Therefore take proper measures to check for the tightness of the refrigerant piping installation. Read the chapter *Refrigerant Piping Work* and follow the procedures.
- Since R410A is a blend, the required additional refrigerant must be charged in its liquid state. If the refrigerant is charged in a state of gas, its composition can change and the system will not work properly.
- The indoor unit is for R410A. See the catalog for indoor models that can be connected. Normal operation is not possible when connected to other units.
- Remote controller (wireless kit) transmitting distance can be shorter than expected in rooms with electronic fluorescent lamps (inverter or rapid start types). Install the indoor unit far away from fluorescent lamps as much as possible.
- Indoor units are for indoor installation only. Outdoor units can be installed either outdoors or indoors. This unit is for indoor use.
- Do not install the air conditioner or heat pump in the following locations:
  (a) Where a mineral oil mist or oil spray or vapor is produced, for example, in a kitchen.
  Plastic parts may deteriorate and fall off or result in water leakage.
  (b) Where corrosive gas, such as sulfurous acid gas, is produced.
  Corroding copper pipes or soldered parts may result in refrigerant leakage.
  (c) Near machinery emitting electromagnetic waves.
  Electromagnetic waves may disturb the operation of the control system and cause the unit to malfunction.
  (d) Where flammable gas may leak, where there is carbon fiber, or ignitable dust suspension in the air, or where volatile flammables such as thinner or gasoline are handled.
  Operating the unit in such conditions can cause a fire.
- Take adequate measures to prevent the outdoor unit from being used as a shelter by small animals. Small animals making contact with electrical parts can cause malfunctions, smoke, or fire. Instruct the user to keep the area around the unit clean.

⚠ NOTE

- The indoor unit should be positioned where the unit and inter-unit wires (outdoor to indoor) are at least 3.3ft (1m) away from any televisions or radios. (The unit may cause interference with the picture or sound.) Depending on the radio waves, a distance of 3.3ft (1m) may not be sufficient to eliminate the noise.
- Dismantling the unit, treatment of the refrigerant, oil and additional parts must be done in accordance with the relevant local, state, and national regulations.
- Do not use the following tools that are used with conventional refrigerants: gauge manifold, charge hose, gas leak detector, reverse flow check valve, refrigerant charge base, vacuum gauge, or refrigerant recovery equipment.
- If the conventional refrigerant and refrigerator oil are mixed in R410A, the refrigerant may deteriorate.
- This air conditioner or heat pump is an appliance that should not be accessible to the general public.
- As design pressure is 604 psi, the wall thickness of field-installed pipes should be selected in accordance with the relevant local, state, and national regulations.

Before Installation

- Leave the unit inside its packaging until you reach the installation site. Where unpacking is unavoidable, use a sling of soft material or protective plates together with a rope when lifting, this to avoid damage or scratches to the unit.
  When unpacking the unit or when moving the unit after unpacking, be sure to lift the unit by holding on to the hanger bracket without exerting any pressure on other parts, especially on refrigerant piping, drain piping and other resin parts.
- Refer to the installation manual of the outdoor unit for items not described in this manual.
- Caution concerning refrigerant series R410A:
  The connectable outdoor units must be designed exclusively for R410A.

Precautions

- Do not install or operate the unit in places mentioned below.
  - Places with mineral oil, or filled with oil vapor or spray like in kitchens. (Plastic parts may deteriorate.)
  - Where corrosive gas like sulphurous gas exists. (Copper tubing and brazed spots may corrode.)
  - Where volatile flammable gas like thinner or gasoline is used.
  - Where machines generating electromagnetic waves exist. (Control system may malfunction.)
  - Where the air contains high levels of salt such as near the ocean and where voltage fluctuates a lot (e.g. in factories). Also inside vehicles or vessels.
- When selecting the installation site, use the supplied template for installation.
- Do not install accessories on the casing directly. Drilling holes in the casing may damage electrical wires and consequently cause fire.

Accessories

(A) Drain hose	1	(B) Clamp metal	1	(C) Washer for hanger bracket	8	(D) Clamp	7
(E) Template (cut out from upper part of packing)	1	(F) Screws (M5) (for template)	4	(G) Fitting insulation (for gas pipe)	1	(H) Fitting insulation (for liquid pipe)	1
(J) Sealing pad (large)	1	(K) Sealing pad (medium A)	1	(L) Sealing pad (medium B)	1	(M) Sealing pad (small)	1
(N) Washer for conduit	1	(P) Operation manual	1	(Q) Installation manual	1	(R) Warranty	1

3

Optional Accessories

- The optional decoration panel and remote controller are required for this indoor unit.

Table 1

Optional decoration panel		
Type A	BYFQ60B3W1	Color: White
Type B	BYFQ60C2W1W	Color: White
Type B	BYFQ60C2W1S	Color: Silver

- There are 2 types of remote controllers: wired and wireless. Select a remote controller from Table 2 according to customer request and install in an appropriate place.

Table 2

Remote controller type	Heat Pump type
Wired type	BRC1E73
Wireless type	BRC082A41W / BRC082A42W / BRC082A42S

- If you wish to use a remote controller that is not listed in Table 2, select a suitable remote controller after consulting catalogs and technical materials.

Choosing an Installation Site

Hold the unit by the 4 hanger brackets when opening the box and moving it, and do not exert pressure on to any other part, piping (refrigerant, drain, etc.), or plastic parts.
If the temperature or humidity inside the ceiling might rise above 86°F (30°C) or RH 80%, respectively, add extra insulation to the unit.
Use polyethylene foam as insulation and make sure it is at least 3/8 inch (10mm) thick and fits inside the ceiling opening.

Select the air flow directions best suited to the room and point of installation.
For air discharge in 3 directions, it is necessary to make field settings by means of the remote controller and to close the air outlet (s).
Refer to the installation manual of the blocking pad kit (sold separately) and to "Field Settings" on page 16.

- Before choosing the installation site, obtain user approval.
  The indoor unit should be positioned in a place where:
  1) both the air inlet and air outlet are unobstructed,
  2) the unit is not exposed to direct sunlight,
  3) the unit is away from the source of heat or steam,
  4) there is no source of machine oil vapor (this may shorten the indoor unit service life),
  5) cool/warm air is circulated throughout the room,
  6) the unit is away from electronic ignition type fluorescent lamps (inverter or rapid start type) as they may affect the remote controller range,
  7) no laundry equipment is nearby,
  8) drainage can be performed without any problem,
  9) the weight of the indoor unit can be adequately supported,
  10) the wall is not significantly tilted,
  11) room can be left for installation and service work,
  12) there is no risk of flammable gas leaking,
  13) the required length of indoor-outdoor piping would not exceed the specified maximum length (see the installation manual that came with the outdoor unit for details).

Choosing an Installation Site

Installation Space Requirements

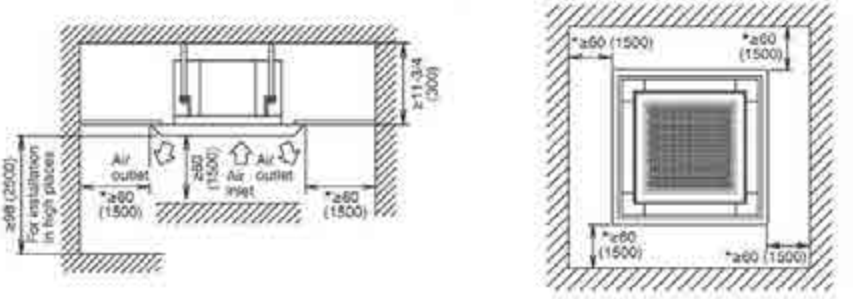

unit:inch (mm)

- Leave 8 inch (200mm) or more space where marked with the *, on sides where the air outlet is closed.

Air flow direction

- The air direction shown is an example.
- Select the appropriate number of directions according to the shape of the room and the location of the unit. (Field settings have to be made using the remote controller and the outlet vents have to be shut off if 2 or 3 directions are selected. See the blocking pad kit (sold separately) installation manual for details.)

Air flow direction (Example)

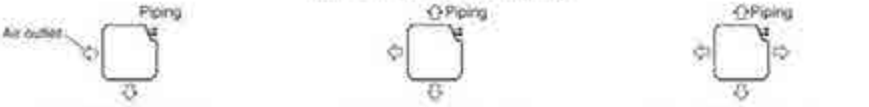

Air outlet in 2 directions | Air outlet in 3 directions | Air outlet in 4 directions

Use suspension bolts for installation. Check whether the ceiling is strong enough to support the weight of the unit or not. If there is a risk, reinforce the ceiling before installing the unit.

(Installation pitch is marked on the template. Refer to it to check for points requiring reinforcing.)

5

Indoor Unit Installation

1. Relation of ceiling opening to unit and suspension bolt position

For decoration panel type A

Top view

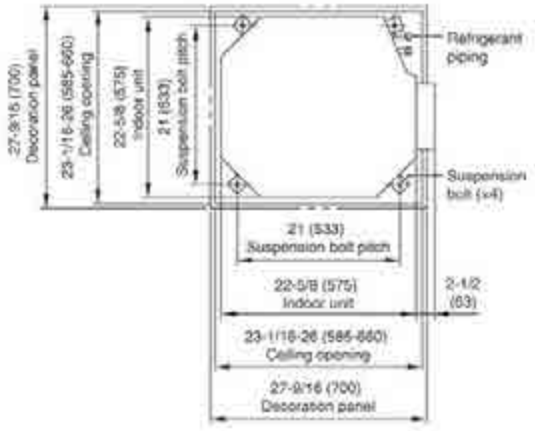

Side view

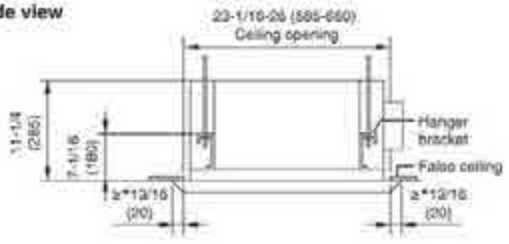

For decoration panel type B

Top view

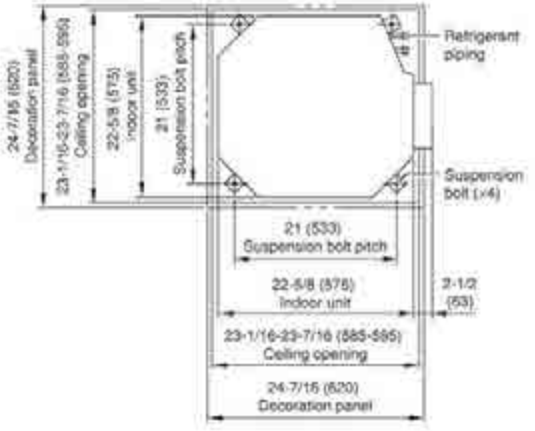

Side view

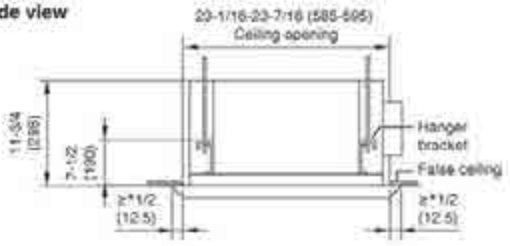

unit: inch (mm)

NOTE

- *If the panel does not extend over the ceiling by this amount, supplement with extra ceiling material or restore the ceiling.
- Install the inspection opening on the electrical wiring box side where maintenance and inspection of the electrical wiring box and drain pump are easy.

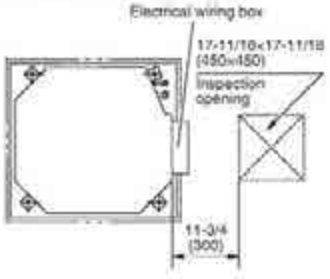

6

Indoor Unit Installation

2. Make the ceiling opening needed for installation where applicable (For existing ceilings)

- Refer to the Ⓔ template for ceiling opening dimensions.
- Create the ceiling opening required for installation. From the side of the opening to the casing outlet, implement the refrigerant and drain piping and wiring for remote controller (unnecessary for wireless type) and wiring between units. Refer to each Drain piping work or Wiring section.
- After making an opening in the ceiling, it may be necessary to reinforce ceiling beams to keep the ceiling level and to prevent it from vibrating. Consult the builder for details.

3. Installing the suspension bolts

(Use either a M8-M10 size bolt or the equivalent)
Use a hole-in anchor for existing ceilings, and a sunken insert, sunken anchor or other field supplied parts for new ceilings to reinforce the ceiling to bear the weight of the unit. Adjust clearance (2-4 inch (50-100mm)) from the ceiling before proceeding further.

- All the above parts are field supplied.

Installation Example

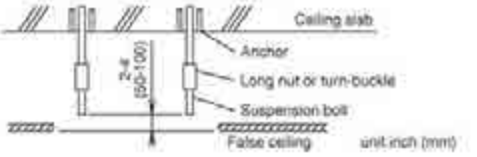

4. Installing the indoor unit

When installing optional accessories (except for the decoration panel), read also the installation manual of the optional accessories. Depending on the field conditions, it may be easier to install optional accessories before the indoor unit is installed. However, for existing ceilings, always install fresh air intake kit before installing the unit.
As for the parts to be used for installation work, be sure to use the provided accessories and specified parts designated by Daikin.

For new ceilings

1) Install the indoor unit temporarily.

- Attach the hanger bracket to the suspension bolt. Be sure to fix it securely by using a nut and Ⓒ washer from the upper and lower sides of the hanger bracket.

Securing the hanger bracket

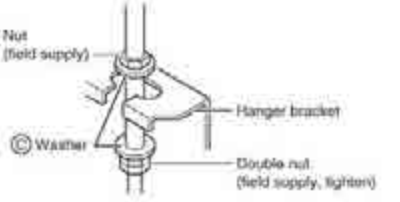

2) Refer to the Ⓔ template for ceiling opening dimension. Consult the builder or carpenter for details.

- The center of the ceiling opening is indicated on the Ⓔ template. This indication also indicates the center of the unit.
- The Ⓔ template can be rotated by 90° to be able to indicate the correct dimensions on all 4 sides.
- After cutting the template from the packaging, attach the Ⓔ template to the unit with Ⓕ screws (×4) as shown in figure.
- Ceiling height is shown on the side of the Ⓔ template. Adjust the height of the unit according to this indication.

Installation of template

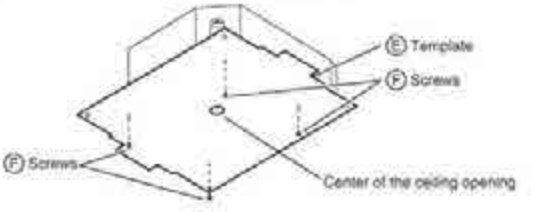

Ceiling work

3) Adjust the unit to the right position for installation.
(Refer to **1. Relation of ceiling opening to unit and suspension bolt position**.)

7

⚠ CAUTION

If the unit is tilted against condensate flow, the float switch may malfunction and cause water to drip.

4) Check the unit is horizontally level.
   - The indoor unit is equipped with a built-in drain pump and float switch. Verify that it is level by using a water level or a water-filled vinyl tube.

5) Remove the (F) template.

Maintaining horizontality

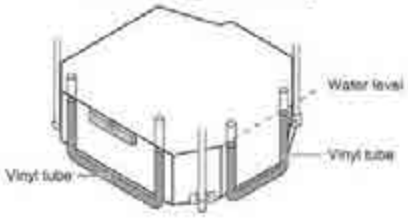

For existing ceilings

1) Install the indoor unit temporarily.
   - Attach the hanger bracket to the suspension bolt. Be sure to fix it securely by using a nut and (C) washer from the upper and lower sides of hanger bracket.

Securing the hanger bracket

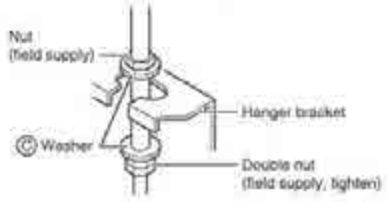

2) Adjust the height and position of the unit.
   (Refer to **1. Relation of ceiling opening to unit and suspension bolt position**)

3) Perform steps 4) in **For new ceilings** .

5. Drain piping work

⚠ CAUTION

- Water pooling in the drainage piping can cause the drain to clog.
- **Do not connect the drain piping directly to sewage pipes that smell of ammonia. The ammonia in the sewage might enter the indoor unit through the drain pipes and corrode the heat exchanger.**
- **Keep in mind that the drain pipe becomes blocked if water collects on it.**

1. Install of drain piping

- Install the drain piping as shown in the figure and take measures against condensation. Improperly rigged piping could lead to leaks and eventually wet furniture and belongings.
- Keep piping as short as possible and slope it downwards at a gradient of at least 1/100 so that air may not remain trapped inside the pipe.
- Keep pipe size equal to or greater than that of the connecting pipe (vinyl pipe of nominal diameter 13/16 inch (20mm) and outer diameter 1 inch (26mm)).
- Push the supplied drain hose as far as possible over the drain socket.
- If the drain hose cannot be sufficiently set on a slope, refer to **"Precautions for drain raising piping"**.
- To keep the drain hose from sagging, space hanger bracket every 40-60 inch (1000-1500mm).

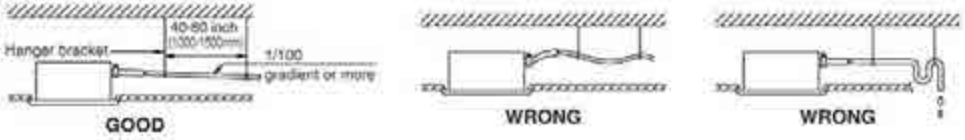

8

Indoor Unit Installation

- Tighten the (B) clamp metal as indicated in the illustration.
- After the testing of drain piping is finished, attach the drain (J) sealing pad (large) supplied with the unit over the uncovered part of the drain socket (= between drain hose and unit body).
- Wrap the supplied large sealing pad over the (B) clamp metal and (A) drain hose to insulate and fix it with clamps.
- Insulate the complete drain piping inside the building (field supply).
- If the drain hose cannot be sufficiently set on a slope, fit the hose with drain raising piping (field supply).

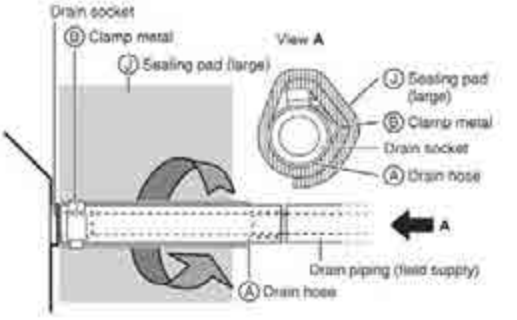

Precautions for drain raising piping

- Install the drain raising pipes at a height of less than H2.
- Install the drain raising pipes at a right angle to the indoor unit and no more than 11-3/4 inch (300mm) from the unit.

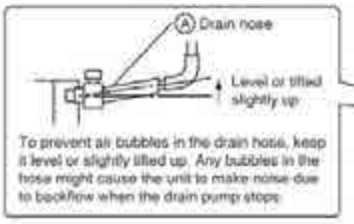

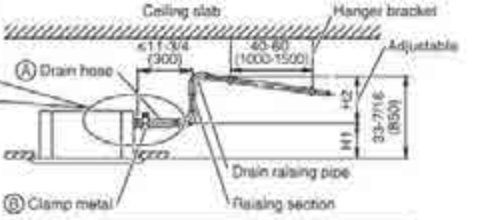

Decoration panel	H1	H2
Type A	8-1/16 (205)	≤25-3/8 (645)
Type B	8-11/16 (220)	≤24-13/16 (630)

unit: inch (mm)

- To ensure no excessive pressure is applied to the included (A) drain hose, do not bend or twist the hose when installing as it could cause leakage.
- If converging multiple drain pipes, install according to the procedure shown below.

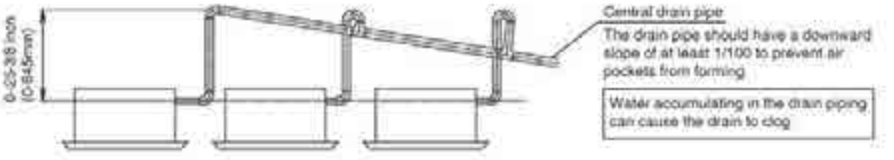

Select converging drain pipes with gauges is suitable for the operating capacity of the unit.

9

2

2. After piping work is finished, check if drainage flows smoothly

- Add approximately 1/4 gal of water slowly from the air outlet and check drainage flow.

Method of adding water

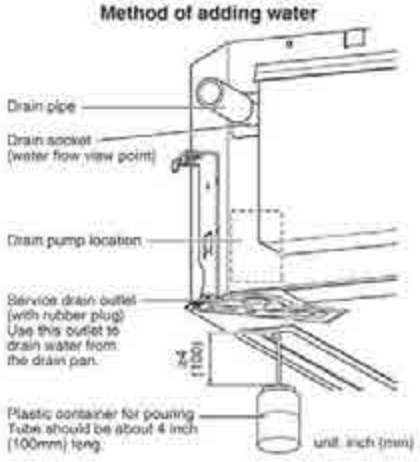

When electric wiring work is finished

- Check drainage flow during COOL operation, explained in "**Trial operation and testing**" on page 17.

When electric wiring work is not finished

⚠ CAUTION

Electrical wiring work should be done by a certified electrician.

- If someone who does not have the proper qualifications performs the work, perform the following actions after the trial operation is complete.

1) Remove the electrical wiring box cover (2 screws). Connect the single phase power supply (SINGLE PHASE 60 Hz 208/230V) to connections No.1 and No.2 on the terminal block for power supply.
   Do not connect to No.3 of the terminal block for power supply or the drain pump will not operate.
   When carrying out wiring work around the electrical wiring box, make sure none of the connectors come undone.
   Be sure to attach the electrical wiring box cover before turning on the power.
2) After confirming drainage, turn off the power supply and remove the power supply wiring.
3) Attach the electrical wiring box cover as before.

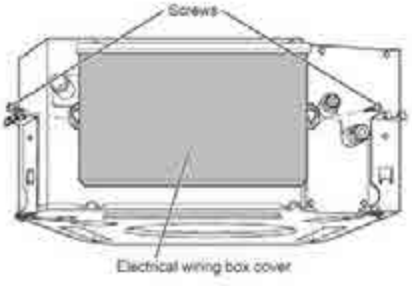

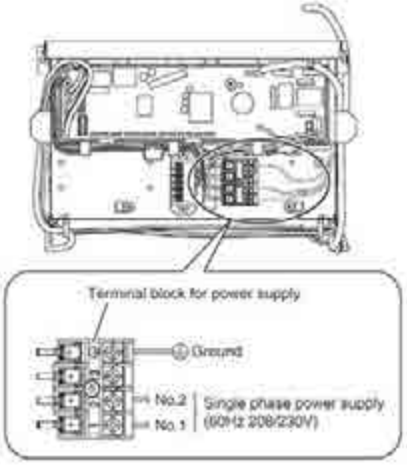

Indoor Unit Installation

6. Wiring

Refer also to the installation manual for the outdoor unit.

⚠WARNING

- Do not use tapped wires, extension cords, or starburst connections, as they may cause overheating, electric shock, or fire.
- Do not use locally purchased electrical parts inside the product. (Do not branch the power for the drain pump, etc., from the terminal block.) Doing so may cause electric shock or fire.
- Do not connect the power wire to the indoor unit. Doing so may cause electric shock or fire.

⚠CAUTION

- When connecting the connection wire to the terminal block using a single core wire, be sure to perform curling.
  Problems with the installation may cause heat and fires.

- When clamping wiring, use the included clamping material to prevent outside pressure being exerted on the wiring connections and clamp firmly. When doing the wiring, make sure the wiring is neat and does not cause the electrical wiring box cover to stick up, then close the cover firmly.
- Outside the unit, separate the low voltage wiring (remote controller wiring) and high voltage wiring (wiring between units, ground, and other power wiring) at least 2 in. so that they do not pass through the same place together. Proximity may cause electrical interference, malfunctions, and breakage.

Tightening torque for the terminal blocks

- Use the correct screwdriver for tightening the terminal screws. If the blade of screwdriver is too small, the head of the screw might be damaged, and the screw will not be properly tightened.
- If the terminal screws are tightened too hard, screws might be damaged.
- Refer to the table below for the tightening torque of the terminal screws.

unit: lbf • ft (N • m)

	Tightening torque
Terminal block for remote controller (6P)	0.59 - 0.72 (0.79 - 0.98)
Terminal block for power supply (4P)	0.87 - 1.06 (1.18 - 1.44)

11

2

Precautions for power supply wiring

Use a round crimp-style terminal for connection to the terminal block for power supply. If it cannot be used due to unavoidable reasons, be sure to observe the following instructions:

- In wiring, make certain that prescribed wires are used, carry out complete connections, and fix the wires so that external forces are not applied to the terminals.

- Use copper wire only.
- For electric wiring work, refer also to **"Wiring diagram label"** attached to the electrical wiring box cover.
- For remote controller wiring details, refer to the installation manual attached to the remote controller.
- A circuit breaker capable of shutting down power supply to the entire system must be installed.
- **Specifications for field wire**

The remote controller wiring should be procured locally.

Table 3

	Wire	Size	Length (ft.)
Wiring between units	Wire size and length must comply with local codes.	–	–
Remote controller wiring	Sheathed (2 wire)	AWG 18 - 16	Max.1640*
Wiring to ground terminal	Wire size and length must comply with local codes.	–	–

* This will be the total extended length in the system when doing group control.

⚠ CAUTION

- Arrange the wires and fix a cover firmly so that the cover does not float during wiring work.
- Do not clamp remote controller wiring together with wiring between units. Doing so may cause malfunction.
- Remote controller wiring and wiring between units should be located at least 2 inch (50mm) from other electric wires. Not following this guideline may result in malfunction due to electrical noise.

12

Indoor Unit Installation

Connection of wiring between units, ground wire and remote controller wiring

Wiring between units and ground wire

1) Remove the electrical wiring box cover (2 screws).

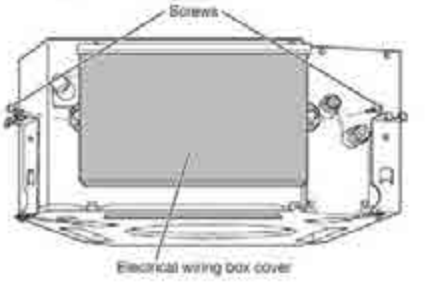

2) Insert the wires including the ground wire into the conduit, and secure the conduit to the hole in the electrical wiring box using a lock nut and the (N) washer for conduit, as shown in the illustration.

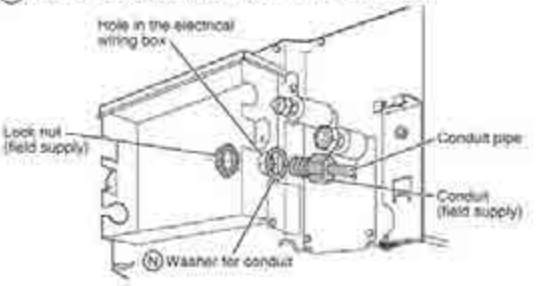

3) Connect the ground wire to the corresponding terminals.
4) Match wire colors with terminal numbers on the terminal block for power supply of indoor and outdoor unit and firmly secure the wires in the corresponding terminals with screws.
5) In doing this, pull the wires inside through the hole and fix the wires securely with the included (D) clamp.
6) Give enough slack to the wires between the (D) clamp and terminal block for power supply.
7) Pull the wires inside through the hole and connect them to the terminal block for remote controller (no polarity). Securely fix the remote controller wiring with the included (D) clamp.
8) Give enough slack to the wires between the (D) clamp and the terminal block for remote controller.
9) Attach the electrical wiring box cover as before.
10) After all wiring connections are done, fill in any gaps in the casing wiring holes with putty or (M) sealing pad (small) thus to prevent small animals or dirt from entering the unit from outside and causing short circuits in the electrical wiring box.

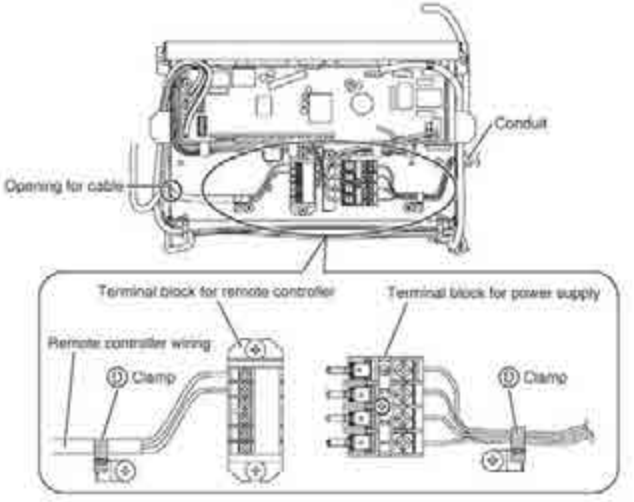

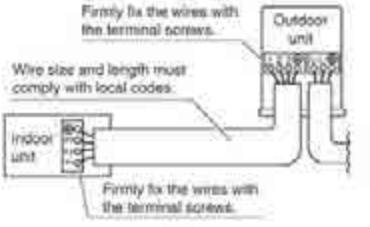

13

Refrigerant Piping Work

Refer also to the installation manual for the outdoor unit.

⚠ WARNING

- Do not apply mineral oil on flared part.
- Prevent mineral oil from getting into the system as this would reduce the service life of the units.
- Never use piping which has been used for previous installations. Only use parts which are delivered with the unit.
- Never install a dryer to this R410A unit in order to guarantee its service life.
- The drying material may dissolve and damage the system.
- Incomplete flaring may result in refrigerant gas leakage.

Execute thermal insulation work completely on both sides of the gas and the liquid piping. Otherwise, a water leakage can result sometimes.

Be sure to use insulation designed for use with HVAC systems.

Also, in cases where the temperature and humidity of the refrigerant piping sections might exceed 86°F (30°C) or RH80%, reinforce the refrigerant insulation. (13/16 inch (20mm) or thicker) Condensation may form on the surface of the insulating material.

Before refrigerant piping work, check which type of refrigerant is used. Proper operation is not possible if the types of refrigerant are not the same.

1. Flaring the pipe end

1) Cut the pipe end with a pipe cutter.
2) Remove burrs with the cut surface facing downward so that the filings do not enter the pipe.
3) Put the flare nut on the pipe.
4) Flare the pipe.
5) Check that the flaring has been done correctly.

Flaring

Set exactly at the position shown below.

	Flare tool for R410A	Conventional flare tool	
	Clutch-type	Clutch-type (Rigid-type)	Wing-nut type (Imperial-type)
A	0–0.020 inch (0–0.5mm)	0.039–0.059 inch (1.0–1.5mm)	0.059–0.079 inch (1.5–2.0mm)

Check

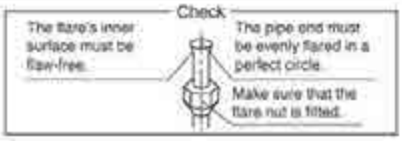

2. Refrigerant piping

⚠ CAUTION

- Use the flare nut fixed to the main unit. (This is to prevent the flare nut from cracking as a result of deterioration over time.)
- To prevent gas leakage, apply refrigeration oil only to the inner surface of the flare. (Use refrigeration oil for R410A.)
- Use a torque wrench when tightening the flare nuts to prevent damage to the flare nuts and gas leakage.

- Align the centers of both flares and tighten the flare nuts 3 or 4 turns by hand, then tighten them fully with a spanner and a torque wrench.

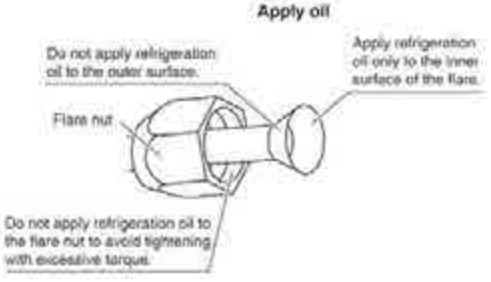

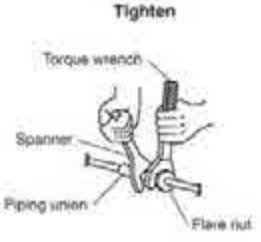

	Piping size	Flare nut tightening torque
Gas side	O.D. 3/8 inch (9.5mm)	24-1/8–29-1/2lbf • ft (32.7-39.9N • m)
	O.D. 1/2 inch (12.7mm)	36-1/2–44-1/2lbf • ft (49.5-60.3N • m)
Liquid side	O.D. 1/4 inch (6.4mm)	10-1/2–12-3/4lbf • ft (14.2-17.2N • m)

14

Refrigerant Piping Work

Cautions on piping handling

- Protect the open end of the pipe from dust and moisture.
- All pipe bends should be as gentle as possible. Use a pipe bender for bending.

Selection of copper and heat insulation materials

When using commercial copper pipes and fittings, observe the following:

- Insulation material: Polyethylene foam
  Heat transfer rate: 0.041 to 0.052W/mK (0.024 to 0.030Btu/fth°F (0.035 to 0.045kcal/mh°C))
  Be sure to use insulation that is designed for use with HVAC Systems.
- ACR Copper pipe only.

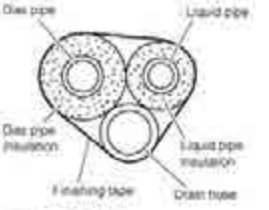

- Be sure to insulate both the gas and liquid piping and observe the insulation dimensions as below.

	Piping size	Minimum bend radius	Piping thickness	Thermal insulation size	Thermal insulation thickness
Gas side	O.D. 3/8 inch (9.5mm)	1-3/16 inch (30mm) or more	0.031 inch (0.8mm) (C1220T-O)	I.D. 15/32-19/32 inch (12-15mm)	13/32 inch (10mm) Min.
	O.D. 1/2 inch (12.7mm)	1-9/16 inch (40mm) or more		I.D. 9/16-5/8 inch (14-16mm)	
Liquid side	O.D. 1/4 inch (6.4mm)	1-3/16 inch (30mm) or more		I.D. 5/16-13/32 inch (8-10mm)	

- Use separate thermal insulation pipes for gas and liquid refrigerant pipes.

- Make absolutely sure to execute thermal insulation works on the pipe-connecting section, after checking for gas leakage, by thoroughly studying the following figures and using the included thermal insulating materials (G) fitting insulation and (H) fitting insulation. Fasten both ends with the (D) clamps.

Piping insulation procedure

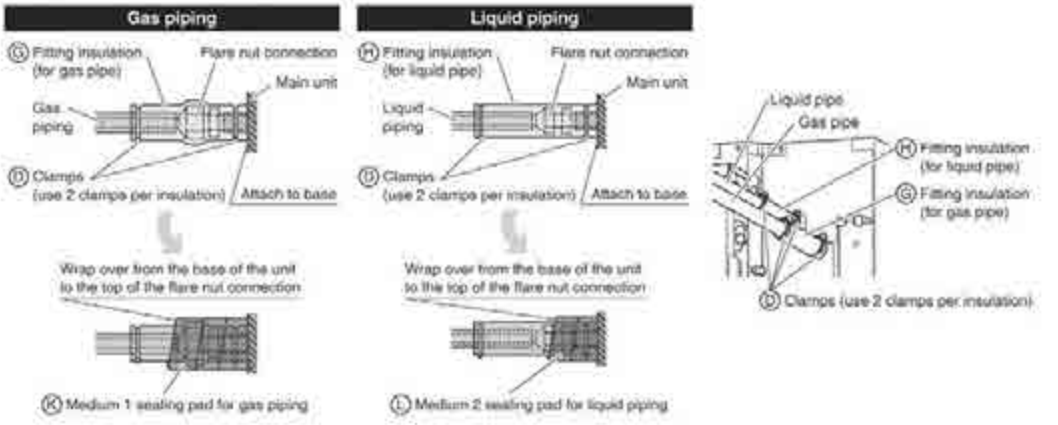

⚠ CAUTION

Be sure to insulate any field piping all the way to the piping connection inside the unit. Any exposed piping may cause condensation or burns if touched.

Installation of the Decoration Panel

With the wireless remote controller, field setting and trial operation cannot be performed without attaching the decoration panel.
Read **"Trial Operation and Testing"** before making a trial operation without attaching the decoration panel.
Refer to the installation manual attached to the decoration panel.
After installing the decoration panel, ensure that there is no space between the unit body and decoration panel.

Field Settings

⚠ CAUTION

When performing field setting or trial operation without attaching the decoration panel, do not touch the drain pump. This may cause electric shock.

- **Make sure the electrical wiring box cover is closed on the indoor and outdoor units.**
- **Field settings must be made from the remote controller and in accordance with installation conditions.**
- Setting can be made by changing the "Mode No.", "FIRST CODE NO." and "SECOND CODE NO.".
- The "Field Settings" included with the remote control lists the order of the settings and method of operation.

1. Setting air outlet direction

- For changing air outlet direction (2 or 3 directions), refer to the installation manual attached to the blocking pad kit (sold separately) or the service manual.
  (SECOND CODE NO. is factory set to "01" for air outlet in 4 directions.)

2. Setting for options

- For settings for options, see the installation manual provided with the option.

3. Setting air filter sign

- Remote controllers are equipped with liquid crystal display air filter signs to display the time to clean air filters.
- Change the SECOND CODE NO. depending on the amount of dirt or dust in the room.
  (SECOND CODE NO. is factory set to "01" for air filter contamination-light.)

Setting	Time until AIR FILTER CLEANING TIME INDICATOR lamp lights up (Long life type)	Mode No.	FIRST CODE NO.	SECOND CODE NO.
Air filter contamination-light	Approx. 2500 hrs	10 (20)	0	01
Air filter contamination-heavy	Approx. 1250 hrs			02
Display on	–		3	01
Display off				02

When using wireless remote controllers

- When using the wireless remote controllers, wireless remote controller address setting is necessary. Refer to the installation manual attached to the wireless remote controller.

Field Settings

4. When implementing group control

- When using as a pair unit, you may control up to 16 units with the remote controller.
- In this case, all the indoor units in the group will operate in accordance with the group control remote controller.
- Select a remote controller which matches as many of the functions (swing flap, etc.) in the group as possible.

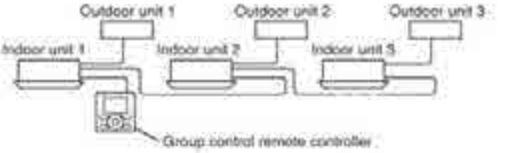

Wiring Method (Refer to **"6. Wiring"** on page 11.)

1) Remove the electrical wiring box cover.
2) Cross-wire the terminal block for remote controller (P_1, P_2) inside the electrical wiring box. (There is no polarity.) (Refer to Table 3 in **"6. Wiring"** on page 12)

5. 2 remote controllers (controlling 1 indoor unit by 2 remote controllers)

- When using 2 remote controllers, one must be set to "MAIN" and the other to "SUB".

Wiring Method (Refer to **"6. Wiring"** on page11.)

1) Remove the electrical wiring box cover.
2) Add remote controller 2 to the terminal block for remote controller (P1, P2) in the electrical wiring box. (There is no polarity.) (Refer to Table 3 in **"6. Wiring"** on page 12)

Trial Operation and Testing

⚠CAUTION

When performing field settings or trial operation without attaching the decoration panel, do not touch the drain pump. This may cause electric shock.

- After finishing the construction of refrigerant piping, drain piping, and electric wiring, conduct trial operation accordingly to protect the unit.

1. Trial operation and testing

Make sure to install the decoration panel before carrying out trial operation if the wireless remote controller is used.

- Trial operation should be carried out in either COOL or HEAT operation.

1-1. Measure the supply voltage and make sure that it is within the specified range.

1-2. In COOL operation, select the lowest programmable temperature; in HEAT operation, select the highest programmable temperature.

1-3. Carry out the trial operation following the instructions in the operation manual to ensure that all functions and parts, such as the movement of the louvers, are working properly.

- To protect the air conditioner, restart operation is disabled for 3 minutes after the system has been turned off.

1-4. After trial operation is complete, set the temperature to a normal level (78°F to 82°F (26°C to 28°C) in COOL operation, 68°F to 75°F (20°C to 24°C) in HEAT operation).

- When operating the air conditioner in COOL operation in winter, or HEAT operation in summer, set it to the trial operation mode using the following method.

Refer to **For wired remote controller** on page 18.
Refer to **For wireless remote controller** on page 19.

For wired remote controller

1) Set to COOL or HEAT operation using the remote controller.
2) Press and hold Cancel button for 4 seconds or longer.
   Service settings menu is displayed.
3) Select **Test Operation** in the service settings menu, and press Menu/OK button. Basic screen returns and "Test Operation" is displayed at the bottom.
4) Press On/Off button within 10 seconds, and the test operation starts.
   Monitor the operation of the indoor unit for a minimum of 10 minutes. During test operation, the indoor unit will continue to cool/heat regardless of the temperature setpoint and room temperature.
   - In the case of above-mentioned procedures 3) and 4) in reverse order, test operation can start as well.
5) Press Menu/OK button in the basic screen. Main menu is displayed.
6) Select **Air Flow Direction** in the main menu and check that air flow direction is actuated according to the setting. For operation of air flow direction setting, see the operation manual.
7) After the operation of air flow direction is confirmed, press Menu/OK button. Basic screen returns.
8) Press and hold Cancel button for 4 seconds or longer in the basic screen.
   Service settings menu is displayed.
9) Select **Test Operation** in the service settings menu, and press Menu/OK button. Basic screen returns and normal operation is conducted.
   - Test operation will stop automatically after 15-30 minutes. To stop the operation, press On/Off button.
10) If the decoration panel has not been installed, turn off the power after the test operation.

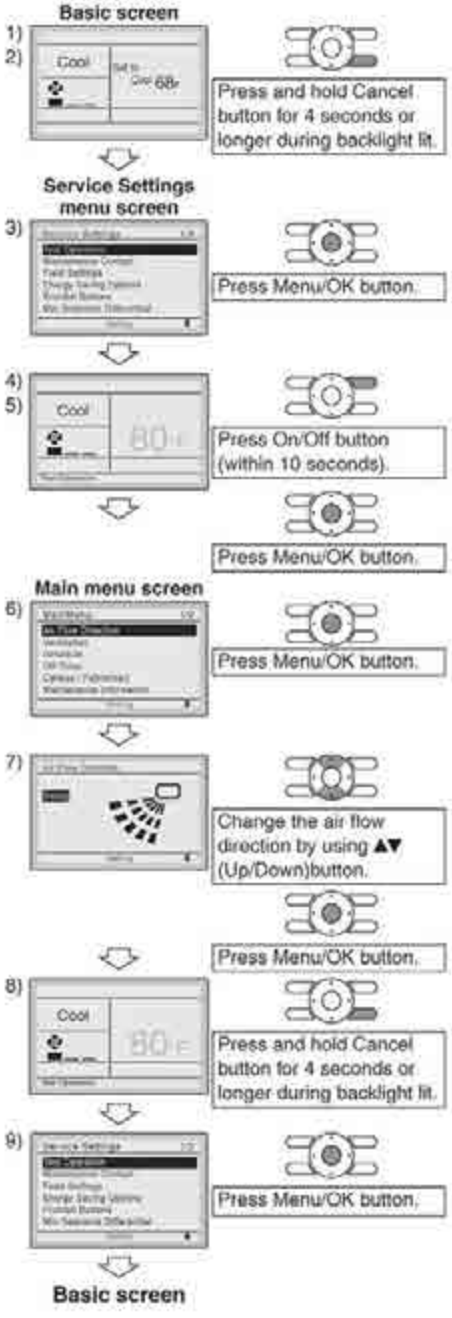

Trial Operation and Testing

For wireless remote controller

1) Press MODE and select the COOL or HEAT operation.
2) Press ON/TEST twice. "Test" is displayed.
3) Press ON/OFF within 10 seconds, and the test operation starts.

Monitor the operation of the indoor unit for a minimum of 10 minutes. During test operation, the indoor unit will continue to cool/heat regardless of the temperature setpoint and room temperature.

- In the case of above-mentioned procedures 1) and 2) in reverse order, test operation can start as well.
- Test operation will stop automatically after 15 - 30 minutes. To stop the operation, press ON/OFF.
- Some of the functions cannot be used in the test operation mode.

Precautions

1) Refer to **"3. How to diagnose for malfunction"** if the unit does not operate properly.

2. Test items

Test items	Symptom	Check
Indoor and outdoor units are installed securely.	Fall, vibration, noise	
Is the outdoor unit fully installed?	No operation or burn damage	
No refrigerant gas leaks.	Incomplete cooling/heating function	
Refrigerant gas and liquid pipes and indoor drain hose extension are thermally insulated.	Water leakage	
Draining line is properly installed.	Water leakage	
Does the power supply voltage correspond to that shown on the name plate?	No operation or burn damage	
Only specified wires are used for all wiring, and all wires are connected correctly.	No operation or burn damage	
System is properly grounded.	Electrical leakage	
Is wiring size according to specifications?	No operation or burn damage	
Is something blocking the air outlet or inlet of either the indoor or outdoor units?	Incomplete cooling/heating function	
Are refrigerant piping length and additional refrigerant charge noted down?	The refrigerant charge in the system is not clear	
Pipes and wires are connected to the corresponding connection ports / terminal blocks for the connected unit.	No cooling/heating	
Stop valves are opened.	Incomplete cooling/heating function	
Check that the connector of the lead wires of the decoration panel is connected securely.	Louvers do not move	
Indoor unit properly receives wireless remote control commands.	No operation	

Items to be checked at time of delivery

Also review the **"Precautions"** on page 3

Test items	Check
Are the electrical wiring box cover, air filter, suction grille attached?	
Did you explain about operations while showing the operation manual to your customer?	
Did you hand the operation manual over to your customer?	

Points for explanation about operations

The items with ⚠ WARNING and ⚠ CAUTION marks in the operation manual are the items pertaining to possibilities for bodily injury and material damage in addition to the general usage of the product. Accordingly, it is necessary that you make a full explanation about the described contents and also ask your customers to read the operation manual.

Note to the installer

Be sure to instruct customers how to properly operate the unit (especially cleaning the filter, operating different functions, and adjusting the temperature) by having them carry out operations while looking at the manual.

3. How to diagnose for malfunction

- If the air conditioner does not operate normally after installing the air conditioner, a malfunction shown in the table below may happen.

Wired remote controller display	Description
No display	• Power outage, power voltage error or open-phase • Incorrect wiring (between indoor and outdoor units) • Indoor PC-board assembly failure • Remote controller wiring not connected • Remote controller failure • Open fuse or tripped circuit breaker (outdoor unit)
"Checking the connection. Please stand by." *	• Indoor PC-board assembly failure • Wrong wiring (between indoor and outdoor units)

* "Checking the connection. Please stand by" will be displayed for up to 90 seconds following the application of power to the indoor unit. This is normal and does not indicate a malfunction.

■ Diagnose with the display on the liquid crystal display remote controller.

With the wired remote controller

When the operation stops due to a malfunction, operation lamp blinks, and the malfunction code is indicated on the liquid crystal display. In such a case, diagnose the fault contents by referring to **Error History** in the service settings menu.
In the case of group control, the unit No. is displayed so that the indoor unit with the trouble can be identified.

With the wireless remote controller

(Refer also to the operation manual attached to the wireless remote controller)
When the operation stops due to a malfunction the display on the indoor unit blinks. In such a case, diagnose the fault contents with the error code which can be found by following procedures.

1) Press the INSPECTION/TEST OPERATION button, "☼" is displayed and " 0 " blinks.
2) Press the TEMPERATURE SETTING button and find the unit No. which stopped due to trouble.

Number of beeps	3 short beeps.....	Perform all the following operations
	1 short beep	Perform (3) and (6)
	1 long beep.....	No trouble

3) Press the OPERATION MODE SELECTOR button and upper figure of the error code blinks.
4) Continue pressing the TEMPERATURE SETTING button until it makes 2 short beeps and find the upper code.
5) Press the OPERATION MODE SELECTOR button and lower figure of the error code blinks.
6) Continue pressing the TEMPERATURE SETTING button until it makes a long beep and find the lower code.
   • A long beep indicate the error code.

5.2 <BYFQ60B3W1> Decoration Panel

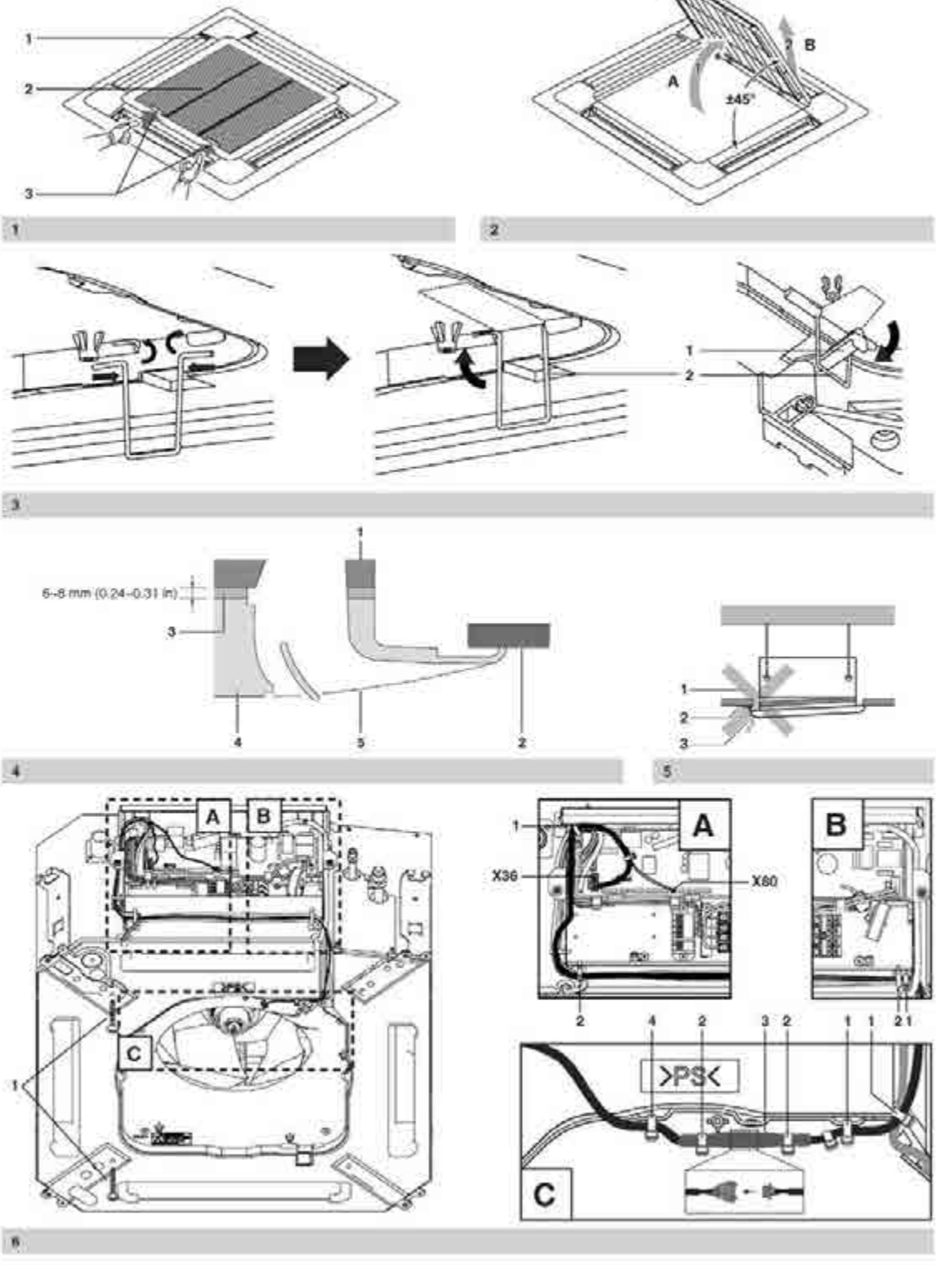

The English text is the original instruction. Other languages are translations of the original instructions.

Read this manual attentively before installation. Do not throw it away. Keep it in your files for future reference.

Improper installation or attachment of equipment or accessories could result in electric shock, short-circuit, leaks, fire or other damage to the equipment. Be sure only to use accessories made by Daikin that are specifically designed for the use with the equipment and have them installed by a professional.

If unsure of installation procedures or use, always contact your dealer for advice and information.

Before installation

- Leave the unit inside its packaging until you reach the installation site.

Rotary fan

Cut off the main power before opening the grille.

- Refer to the installation manual of the indoor unit for items not described in this manual.

NOTE **To the installer**

Be sure to instruct the customer how to properly operate the system showing him or her the operation manual of the indoor unit.

Accessories

Installation manual		Wire harness	
Screws (4x)		Temporary latch	
Fibre glass tube		Tie wrap (7x)	

Preparation before installation

For this unit, you are able to select air flow directions. To discharge air in 2 or 3 directions, it is necessary to purchase the optional blocking pad kit for sealing air discharge outlets.

Handling of the decoration panel

To prevent any damage to the decoration panel, take care of the following:

- Never place the decoration panel facing down.
- Never let the decoration panel lean against a wall.
- Never place the decoration panel on a sharp or projecting object.
- Never touch or put pressure on the swing flap in order to prevent malfunction of the swing flap.

Preparing the decoration panel for installation

1 Remove the suction grille from the decoration panel.

1 Decoration panel
2 Suction grille
3 Lever

- Push the suction grille lever (3) inward and open the suction grille (2). (See figure 1)
- Detach the suction grille from the decoration panel by lifting the suction grille up approximately 45 degrees (A) until the position is reached on which removal of the suction grille is possible (B). (See figure 2)

Installation of the decoration panel to the indoor unit

Refer to the installation manual of the indoor unit for details on installing the indoor unit.

Installation and wiring of the decoration panel.

Make sure to turn off the power supply before wiring!

For installation and wiring of the decoration panel see figure 6.

1 Screws

A
1 Tie wrap
2 Latch
Socket X36
Socket X60

B
1 Tie wrap
2 Latch

C
1 Tie wrap
2 Tie wrap
3 Fibre glass tube
4 Tie wrap

1 Attach wire harness from panel accessory set to unit and to other wire harness by two tie wraps (1). (See figure 6-C)
2 Lead the wire harness through unit's groove and attach it by tie wrap (1) to the rest of wire harnesses. (See figure 6-B)
3 Open two latches (2) and insert the wire harness so it is in the same condition as other wire harnesses. (See figure 6-A and 6-B)
4 Insert wire harness into switch box using lower hole, insert two connectors into proper sockets (X36, X60) and secure the wire harness by tie wrap (1). (See figure 6-A)
5 Provisionally tighten the 2 supplied screws (1) approximately 5 mm (0.2 in) into the indoor unit as marked in figure. (See figure 6)

6 Attach latch (2) from panel accessory set to unit according to figure 3. Then turn this latch up. (See figure 3)

7 Slide the panel over the provisionally tightened screws matching the 2 attachment holes (⍰).

8 Turn decoration panel lever (1) 90 degrees and then turn temporary latch (2) down to secure panel in temporary position. (See figure 3)

9 Attach remaining screws and tighten all 4 screws until the thickness of the sealing material between the decoration panel and the indoor unit reduces to 6-8 mm. (See figure 4)

1	Indoor unit
2	Ceiling
3	Sealing material
4	Decoration panel
5	Air outlet

10 Pull the fibre glass tube (3) over decoration panel wire harness. Then connect both wire harnesses together and move the fibre glass tube over this connection. Secure the fiber glass tube by two tie wraps (2) according to figure 6-C. Then attach decoration panel wire harness to unit by tie wrap (4). (See figure 6-C)

⚠ Make sure that the swing flap motor lead wire is not caught between the indoor unit and the decoration panel and inbetween the electric component box lid.

Precautions

- Improper tightening of the screws - (See figure 5) - may cause air to leak into the unit and between the ceiling and the decoration panel (1), resulting in formation of contamination (2) and dew (3).
- If there is a gap remaining between the ceiling and the decoration panel after tightening the screws, re-adjust the indoor unit body height. The indoor unit must be kept leveled and the drain piping kept unaffected.

Installation of the suction grille

Install the suction grille by reversing the procedure shown in "Preparing the decoration panel for installation" on page 1.

- The suction grille may be installed in 4 directions by simply turning it 90 degrees.
- Change the direction when adjusting the direction of the suction grille of multiple units or to comply with the demands of the customer.

NOTE Be careful not to get the swing flap motor lead wire get caught when installing the suction grille.

4P345302-1B

5.3 <BYFQ60C2W1W(S)> Decoration Panel

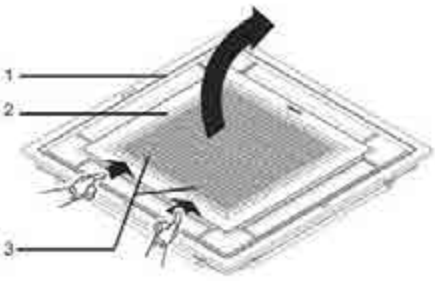

1

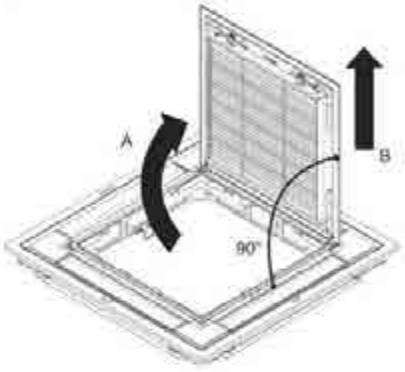

2

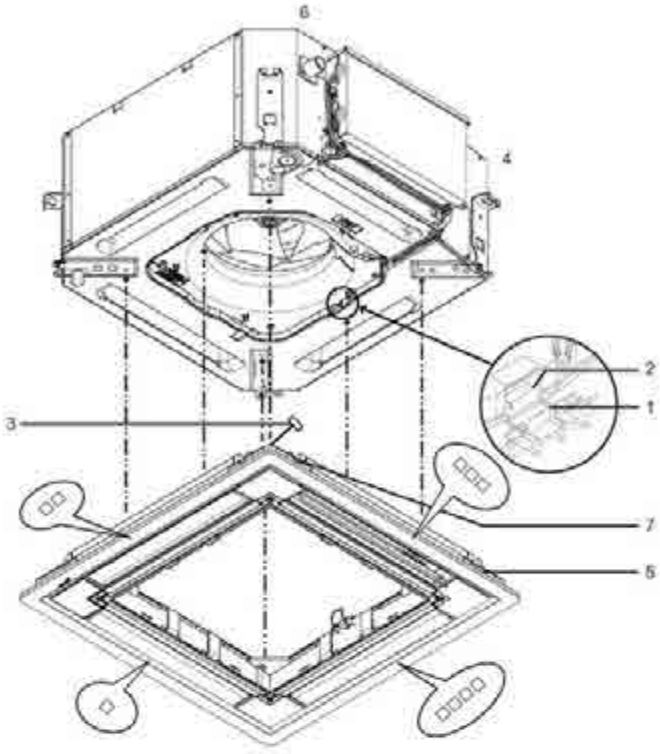

3

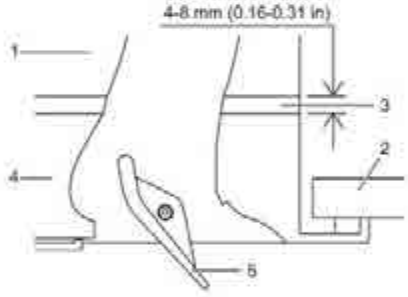

4

5

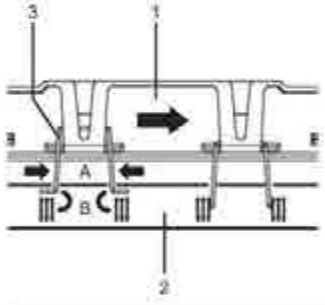

7

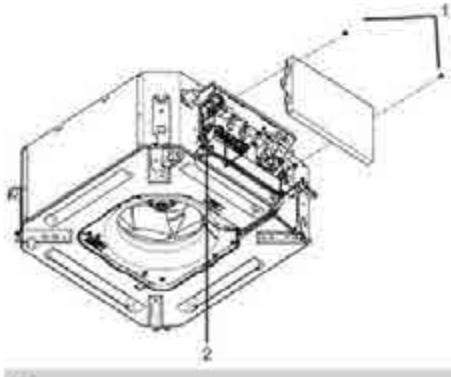

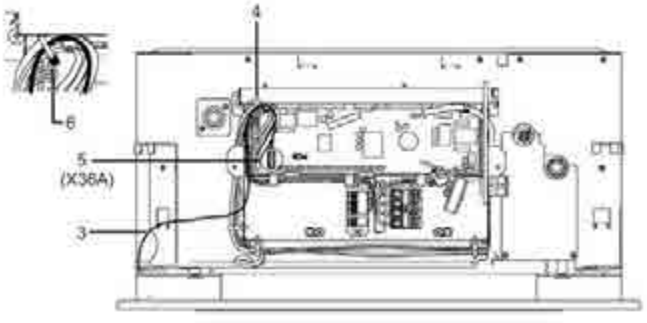

6

The English text is the original instruction. Other languages are translations of the original instructions.

Read this manual attentively before installation. Do not throw it away. Keep it in your files for future reference.

Improper installation or attachment of equipment or accessories could result in electric shock, short-circuit, leaks, fire or other damage to the equipment. Be sure only to use accessories made by Daikin that are specifically designed for the use with the equipment and have them installed by a professional.

If unsure of installation procedures or use, always contact your dealer for advice and information.

Before installation

- Leave the unit inside its packaging until you reach the installation site.

Rotary fan

Cut off the main power before opening the grille.

- Refer to the installation manual of the indoor unit for items not described in this manual.

NOTE **To the installer**

Be sure to instruct the customer how to properly operate the system showing him or her the operation manual of the indoor unit.

Accessories

Installation manual	
Screws (4x)	
Grille hinge (2x)	

Preparation before installation

For this unit, you are able to select air flow directions. To discharge air in 2 or 3 directions, it is necessary to purchase the optional blocking pad kit for sealing air discharge outlets.

Handling of the decoration panel

To prevent any damage to the decoration panel, take care of the following:

- Never place the decoration panel facing down.
- Never let the decoration panel lean against a wall.
- Never place the decoration panel on a sharp or projecting object.
- Never touch or put pressure on the swing flap in order to prevent malfunction of the swing flap.

Preparing the decoration panel for installation

1 Remove the suction grille from the decoration panel.



1 Decoration panel
2 Suction grille
3 Lever

- Remove the transporting tape from the decoration panel suction grille and flaps.
- Push the suction grille lever (3) inward and open the suction grille (2). (See figure 1)
- Detach the suction grille from the decoration panel by lifting the suction grille up approximately 90 degrees (A) until the position is reached on which removal of the suction grille is possible (B). (See figure 2)

Installation of the decoration panel to the indoor unit

Refer to the installation manual of the indoor unit for details on installing the indoor unit.

1 Install the decoration panel (See figure 3)

1 Temporary latch
2 Hook
3 Swing flap motor lead wire
4 Piping area
5 Piping side mark
6 Drain area
7 Drain side mark

1 Hold the decoration panel against the indoor unit by matching the piping side and drain side marks on the decoration panel with the position of the piping area and drain area of the indoor unit.
2 Turn 2 panel temporary latches up into the hooks of the indoor unit so the decoration panel is temporarily fixed to the indoor unit. (See figure 3)
3 Make sure that the swing flap motor lead wire isn't caught between the decoration panel and the indoor unit.
4 Attach 4 supplied screws and check whether the decoration panel is properly aligned with the indoor unit and ceiling.
5 Tighten all 4 screws until the thickness between of the sealing material between the decoration panel and the indoor unit reduces to 4-6 mm. (See figure 4)

1 Indoor unit
2 Ceiling
3 Sealing material
4 Decoration panel
5 Air outlet

Precautions

- Improper tightening of the screws - (See figure 5) - may cause air to leak into the unit and between the ceiling and the decoration panel (1), resulting in formation of contamination (2) and dew (3).
- If there is a gap remaining between the ceiling and the decoration panel after tightening the screws, re-adjust the indoor unit body height. The indoor unit must be kept leveled and the drain piping kept unaffected.

2 Wiring of the decoration panel (See figure 6)

⚠ Make sure to turn off the power supply before wiring!

1 Screws (2)
2 Switch box
3 Swing flap motor lead wire
4 Swing flap motor lead wire fixed by tie wrap to the rest of the wires (See detail in figure 6)
5 Connector of the indoor unit PCB (X36A)
6 Tie wrap

1 Remove the electric components box lid. Loosen 2 screws and slide the electric components box lid in the direction of the arrows.
2 Securely connect the connector of swing flap motor lead wire installed on the decoration panel. Attach the swing flap motor lead wire to the rest of the wires firmly by tie wrap (from indoor unit accessory set). (See figure 6)
3 Replace the electric components box lid reversing the procedure to remove it.

⚠ Make sure that the swing flap motor lead wire is not caught between the indoor unit and the decoration panel and inbetween the electric component box lid.

Installation of the suction grille to decoration panel

Install the suction grille (See figure 7)

1 Decoration panel
2 Suction grille
3 Suction grille hinge (attached to decoration panel)

1 Remove the transportation tape which is securing 2 suction grille hinges in place.
2 Attach the suction grille to hinges by pressing the hinge and inserting both ends of hinge to holes on the suction grille. (See figure 7)
3 Make sure that the suction grille is attached to the decoration panel properly by 2 hinges.
4 Close the suction grille by reversing the procedure shown in "Preparing the decoration panel for installation" on page 1.

- The suction grille may be installed in 4 directions by simply turning it 90 degrees.
- Change the direction when adjusting the direction of the suction grille of multiple units or to comply with the demands of the customer.

4P340850-1B

6. Remote Controller

6.1 <BRC1E73> Wired Remote Controller for FDMQ, FFQ Series

1. Safety Considerations

The original instructions are written in English. All other languages are translations of the original instructions.
All phases of the field-installation, including, but not limited to, electrical, piping, safety, etc. must be in accordance with manufacturer's instructions and must comply with national, state, provincial and local codes.
Read these **SAFETY CONSIDERATIONS** carefully before installing the remote controller.
After completing the installation, ensure that the remote controller operates properly during the startup operation.
Train the customer to operate and maintain the remote controller. Inform customers that they should store this Installation Manual with the Operation Manual for future reference.
Always use a licensed installer or contractor to install this product. Improper installation can result in electrical shock, fire, or explosion.
Meanings of **WARNING**, **CAUTION**, and **NOTE** Symbols.

⚠ **WARNING**	Indicates a potentially hazardous situation which, if not avoided, could result in death or serious injury.
⚠ **CAUTION**	Indicates a potentially hazardous situation which, if not avoided, may result in minor or moderate injury. It may also be used to alert against unsafe practices.
⚠ **NOTE**	Indicates situations that may result in equipment or property-damage accidents only.

⚠ WARNING
Only qualified personnel must carry out the installation work.
Consult your Daikin dealer regarding relocation and reinstallation of the remote controller. Improper installation work may result in electric shocks or fire.
Electrical work must be performed in accordance with relevant local and national regulations and with instructions in this installation manual. Improper installation may cause electrical shocks or fire.
Use only specified accessories and parts for installation work. Failure to use specified parts may result in electric shocks, fire, or the unit falling.
Do not disassemble, reconstruct, or repair. Electric shock or fire may occur.
Make sure that all wiring is secured, that specified wires are used, and that no external forces act on the terminal connections or wires. Improper connections or installation may result in fire.
Before touching electrical parts, confirm the power-off to the unit.

2

⚠ CAUTION

Keep water out of the remote controller.
To avoid electric shock due to entry of water or insects, fill the wiring through-hole with putty.
Do not wash the remote controller with water as it may result in electrical shocks or fire.

Do not touch the remote controller buttons with wet fingers.
Touching the buttons with wet fingers can cause an electric shock.

Do not install the remote controller in the following locations:
(a) Where a mineral oil mist or oil spray or vapor is produced, for example, in a kitchen.
Plastic parts may deteriorate.
(b) Where corrosive gas, such as sulfurous acid gas, is produced.
(c) Near machinery emitting electromagnetic waves.
Electromagnetic waves may disturb the operation of the control system and cause the unit to malfunction.
(d) Where flammable gas may leak, where there is carbon fiber or ignitable dust suspensions in the air, or where volatile flammables such as thinner or gasoline are handled.
Operating the unit in such conditions can cause a fire.
(e) High temperature area or direct flame.
Overheating and/or fire can occur.
(f) Moist area, where there is exposure to water. If water enters the inside of the remote controller, it may cause electric shock and electrical components may fail.

⚠ NOTE

Install the control wires for the indoor and the remote controller at least 3.5 feet (1 meter) away from televisions or radios to prevent image interference or noise. Depending on the radio waves, a distance of 3.5 feet (1 meter) may not be sufficient to eliminate the noise.

When remote controller's temperature sensor is used, select the installation location as per the following:
- A place where average temperature in the room can be detected.
- A place where it is not exposed to direct sunlight.
- A place where it is far away from any heat source.
- A place where it is not affected directly by outside air.

2. Accessories

The following accessories are included.

Drywall screw	Drywall anchor	Wire tie	Operation manual	Installation manual	Wiring retainer
(2 pcs.)	(2 pcs.)	(1 pc.)	(1 pc.)	(1 pc.)	(1 pc.)

3. Remote Controller Installation Procedure

3-1 Determine where to install the remote controller.

Make sure to follow the **Safety Considerations** when determining the location.

3-2 If the control wire for the remote controller is to be routed from the rear, consider the location of the access hole in the lower case for making a hole in the wall.

[Unit : inch (mm)]

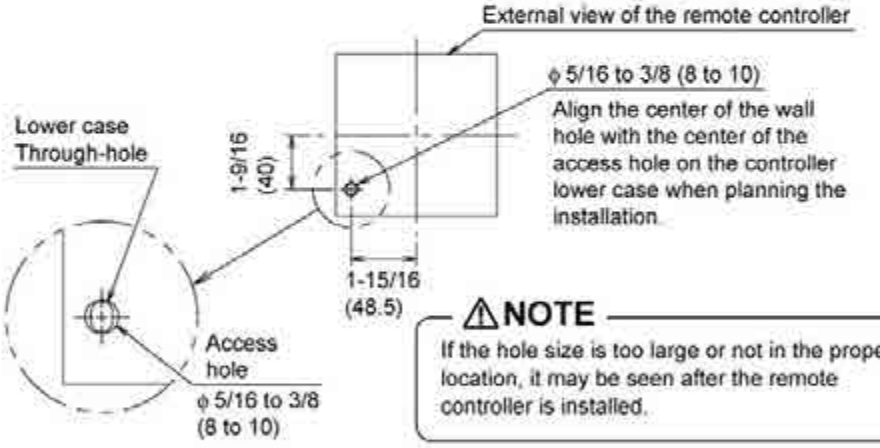

⚠NOTE

If the hole size is too large or not in the proper location, it may be seen after the remote controller is installed.

3-3 Remove upper case.

Insert a screwdriver in the recess of lower case to remove the upper case (2 points).

Remote controller printed-circuit board is installed on the upper case. Be careful not to damage the printed-circuit board with the screwdriver.

Be careful not to let dust or moisture touch the printed-circuit board.

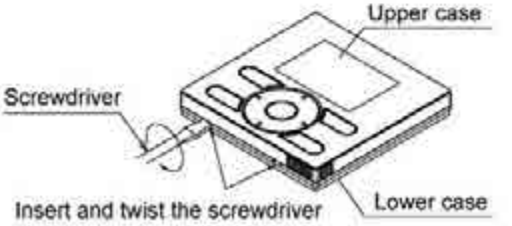

Insert and twist the screwdriver lightly for removal.

3-4 Determine the location where the wiring will enter the remote controller (back, left side, top left, top center).

3-4-1 Back outlet

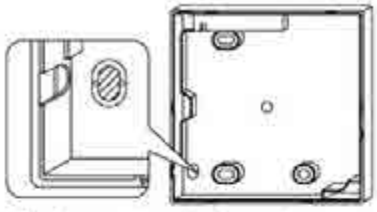

Cut off resin area (notched area).

3-4-2 Left outlet

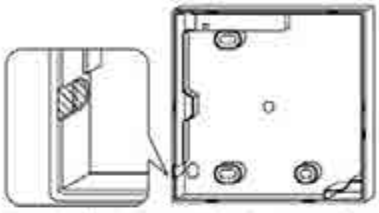

Cut the plastic at the notched area and remove any remaining burrs.

3-4-3 Top left outlet

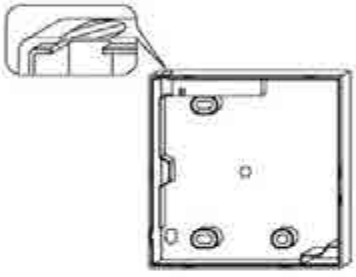

Cut the plastic at the notched area and remove any remaining burrs.

3-4-4 Top center outlet

Cut the plastic at the notched area and remove any remaining burrs.

3-5 Install wiring.

⚠NOTE

1. Switch box and control wiring are filed supplied.
2. Do not touch the remote controller printed-circuit board.

Wiring Specifications

Wiring Type	Non-shielded, 2-conductor, stranded copper wire
Wiring Size	AWG-18
Wiring Length	Maximum 1640 feet (500 m)

Prepare the wiring for connection to the remote controller following these instructions:

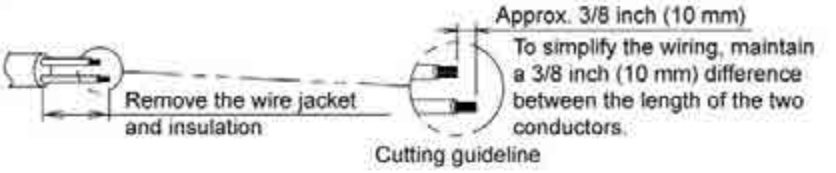

Length of jacket to be removed:
- Approx. 6 inch (150 mm) for top left outlet
- Approx. 8 inch (200 mm) for top center outlet

Connect the terminals (P/P1, N/P2) of the remote controller to the terminals (P1, P2) of the indoor unit. (P1 and P2 are not polarity sensitive.)

3-5-1 Back outlet

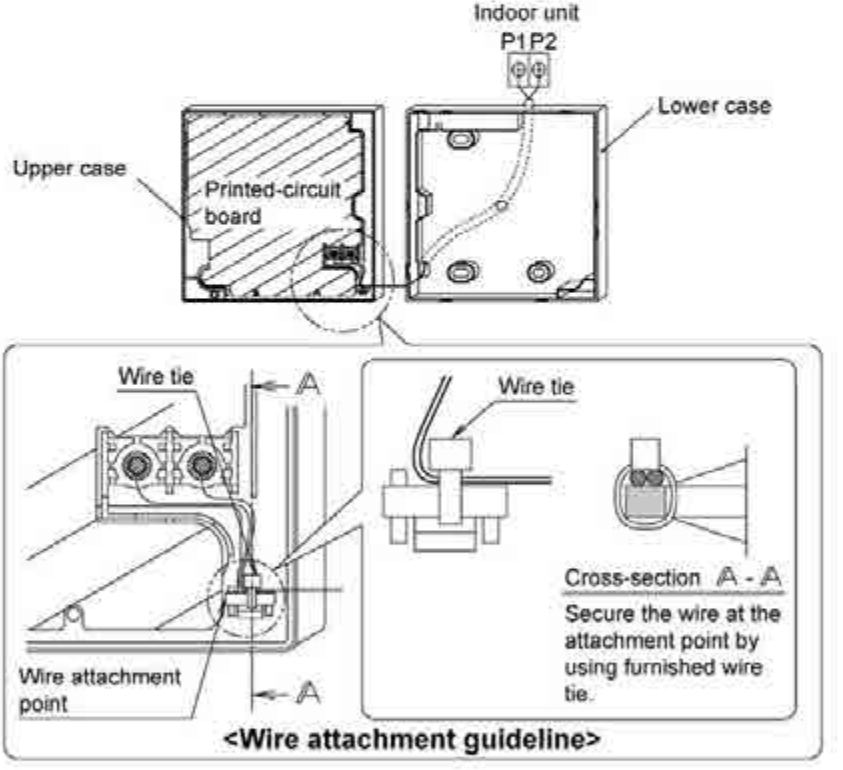

<Wire attachment guideline>

3-5-2 Left outlet

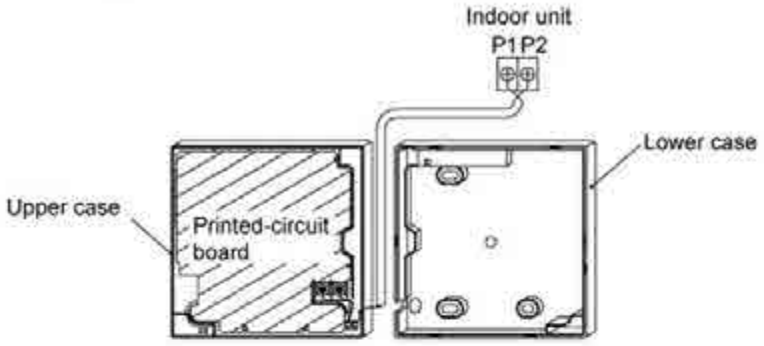

3-5-3 Top left outlet

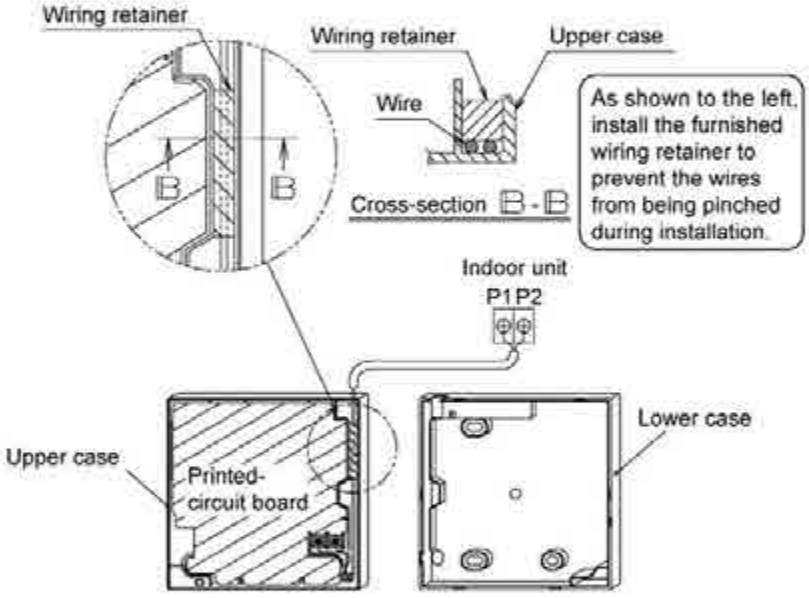

3-5-4 Top center outlet

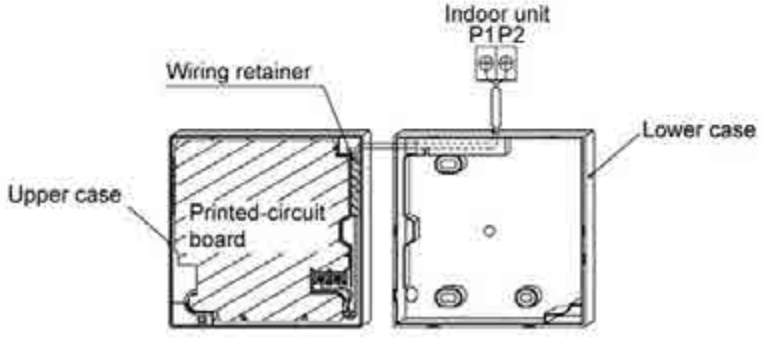

7

⚠NOTE

- To prevent electrical noise and possible communication errors, avoid installing the remote controller wiring parallel to or in the vicinity of line voltage circuits.

3-6 Installation procedure for the lower case.

When wiring the remote controller through the top center or rear access points, attachment of the wire to the lower case is required before it is wall mounted. Closely follow the wiring procedures.

3-6-1 Wall installation

Secure by using furnished drywall anchors and screws (2 pcs.).

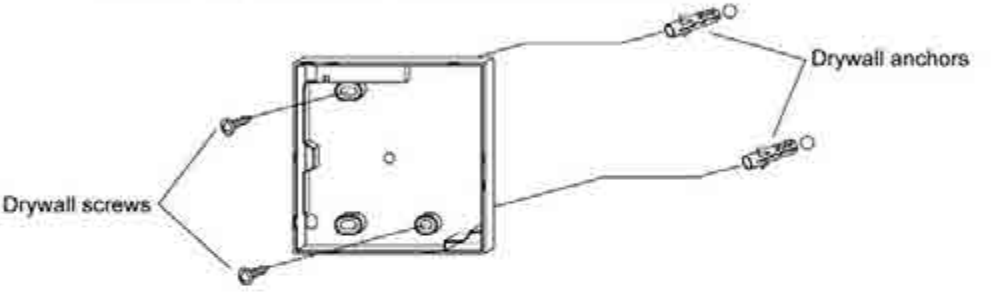

3-6-2 Switch box installation

Secure by using field supplied machine screws (2 pcs.).

[Unit : inch (mm)]

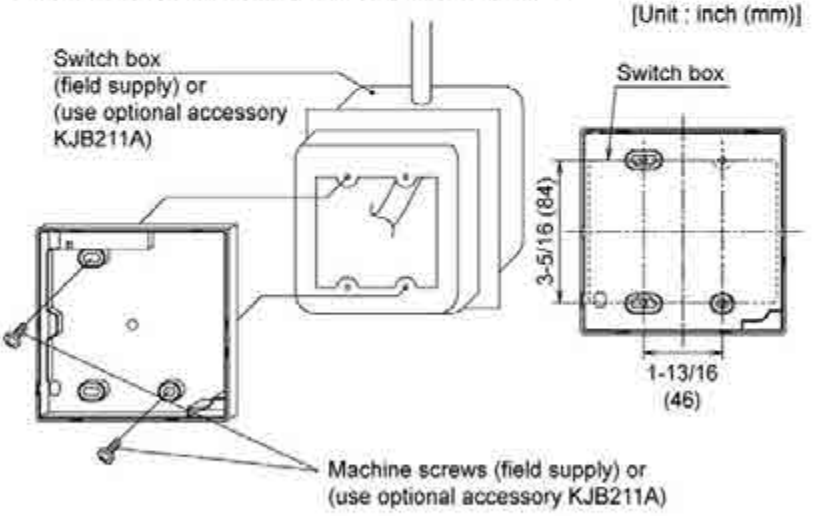

⚠NOTE

- Install the control on a flat surface only.
- To prevent deformation of the lower case, avoid over-tightening the installation screws.

3-7 Install the upper case.

- Align the upper case with tabs of the lower case (6 points), insert and install the upper case.
- Install the wiring with care to prevent pinching.
- Peel off the protective membrane which overlays the upper case.

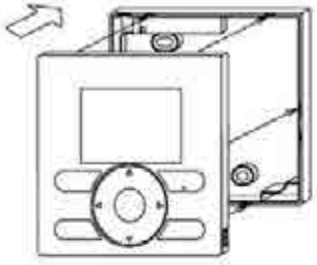

4. Functions and Menu Items of Remote Controller Buttons

4-1 Functions and menu items

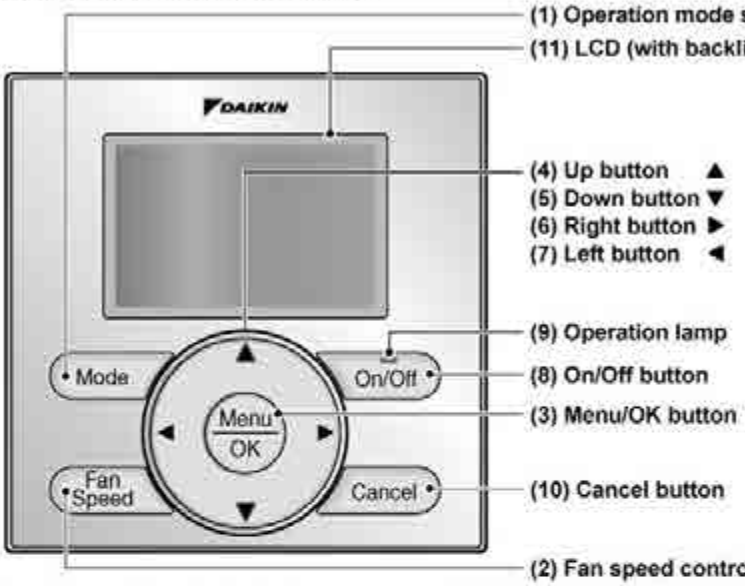

(1) Operation mode selector button
Used to change the mode.

(2) Fan speed control button
Used to change the fan control.

(3) Menu/OK button
- Used to access the main menu. (For details of the main menu, see the operation manual.)
- Used to enter the item selected.

Main Menu

*Airflow Direction
*Individual Airflow Direction
*Ventilation
Schedule
Off Timer
Celsius / Fahrenheit
Filter Auto Clean
Maintenance Information
Configuration
Current Settings
Clock & Calendar
Daylight Saving Time
Language

*Depending on connected model

(4) Up button ▲
- Used to raise the setpoint temperature.
- The previous menu items will be highlighted. (The highlighted items will be scrolled continuously when the button is pressed continuously.)
- Used to change the selected item.

(5) Down button ▼
- Used to lower the setpoint temperature.
- Items below the currently selected item will be highlighted. (The highlighted items will be scrolled continuously when the button is pressed continuously.)
- Used to change the selected item.

(6) Right button ▶
- Used to highlight items to the right of the currently selected item.
- Display contents are changed to next screen per page.

(7) Left button ◀
- Used to highlight items to the left of the currently selected item.
- Display contents are changed to previous screen per page.

(8) On/Off button
Press once to operate, and press once again to stop.

(9) Operation lamp
Green lamp lights up during operation. The lamp will flash if a malfunction occurs.

(10) Cancel button
- Used to return to the previous screen.
- Press and hold this button for 4 seconds or longer to display service settings menu.

(11) LCD (with backlight)
The backlight will illuminate for approximately 30 seconds by pressing any operation button.

Service Settings menu

Test Operation
Maintenance Contact
Field Settings
*Energy Saving Options
Prohibit Function
Min Setpoints Differential
*Outdoor unit AirNet Address
Error History
*Indoor Unit Status
*Outdoor Unit Status
Forced Fan ON
Switch Main Sub Controller
Filter Indicator
*Brush/Filter Ind.
*Disable Filter Auto Clean

*Depending on connected model

⚠NOTE
- Operate the button while the backlight is illuminated.
- When one indoor unit is controlled by two remote controllers (main / sub) only the first controller to be accessed by the user will illuminate it's backlight.

4-2 Button menu display descriptions

<Service settings menu screen>

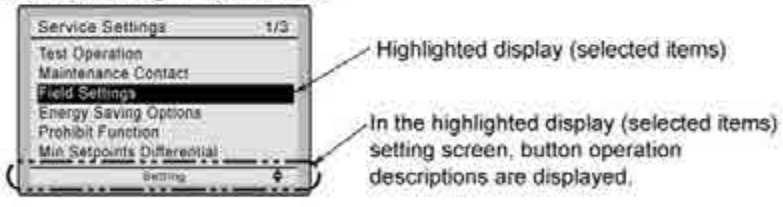

5. Power-on

- Check for completion of indoor/outdoor unit wiring.
- Ensure that covers have been replaced on electrical component boxes for both indoor and outdoor units prior to restoring power.

5-1 The following message is displayed after power-on.
Checking the connection.
Please stand by.

When the above message is displayed, the backlight will not be ON.

In the case that 1 indoor unit is controlled by 2 remote controllers:

Make sure to set the sub remote controller when the above message is displayed. Hold **Mode** button for 4 seconds or longer to set.
When the display is changed from "Main RC" to "Sub RC" the setting is completed.

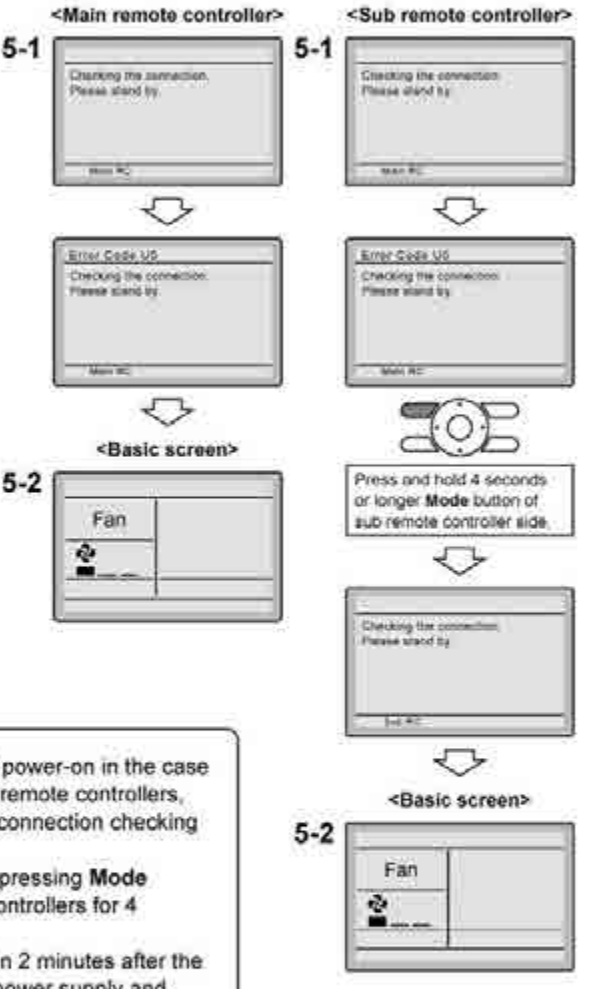

5-2 Basic screen is displayed.

NOTE

If sub remote controller is not set at power-on in the case of one indoor unit controlled by two remote controllers, **Error Code: U5** is displayed in the connection checking screen.
Select the sub remote controller by pressing **Mode** button of either one of the remote controllers for 4 seconds or longer.
If the basic screen is not displayed in 2 minutes after the "Sub RC" is displayed, shut off the power supply and check the wiring.

NOTE

When selecting a different language, refer to **Chapter 12. Language.**
(See page 21.)

6. Field Settings

6-1 Press and hold **Cancel** button for 4 seconds or longer.
Service settings menu is displayed.

6-2 Select **Field Settings** in the Service Settings menu, and press **Menu/OK** button.
Field settings screen is displayed.

6-3 Highlight the mode, and select desired "Mode No." by using ▲▼ (Up/Down) button.

6-4 In the case of setting per indoor unit during group control (When Mode No. such as **20**, **21**, **22**, **23**, **25** are selected), highlight the unit No. and select "Indoor unit No." to be set by using ▲▼ (Up/Down) button.
(In the case of group setting, this operation is not needed.)

> In the case of individual setting per indoor unit, current settings are displayed. And, SECOND CODE NO. " - " means no function.

6-5 Highlight SECOND CODE NO. of the FIRST CODE NO. to be changed, and select desired "SECOND CODE NO." by using ▲▼ (Up/Down) button. Multiple identical mode number settings are available.

> In the case of setting for all indoor units in the remote control group, available SECOND CODE NO. is displayed as " ∘ " which means it can be changed.
> When SECOND CODE NO. is displayed as " - ", there is no function.

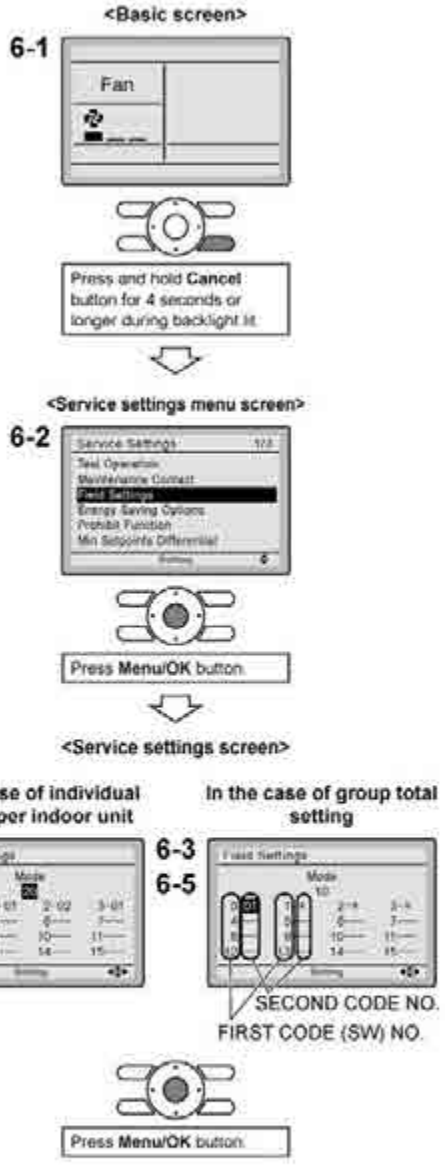

6-6 Press **Menu/OK** button. Setting confirmation screen is displayed.

6-7 Select **Yes** and press **Menu/OK** button. Setting details are determined and field settings screen returns.

6-8 In the case of multiple setting changes, repeat "**6-3**" to "**6-7**".

6-9 After all setting changes are completed, press **Cancel** button twice.

6-10 Backlight goes out, and **[Checking the connection. Please stand by.]** is displayed for initialization. After the initialization, the basic screen returns.

NOTE

- Installation of optional accessories on the indoor unit may require changes to field settings. See the manual of the optional accessory.
- For field setting details related to the indoor unit, see installation manual shipped with the indoor unit.

Mode No. (Note 1)	First Code No.	Description	Second Code No. (Note 2) (Items in bold are factory default settings)			
			01	02	03	04
10 (20)	2	Priority of thermistor sensors for space temperature control	The return air thermistor is primary and the remote controller thermistor is secondary.	The remote controller thermistor is not utilized. Only the return air thermistor will be utilized.	Only the remote controller thermistor will be utilized.	———
	5	Room temperature value reported to multizone controllers	Return air thermistor	Thermistor designated by 10-2 above (Note 3)	———	———
12 (22)	2	Thermo-on/off deadband (Note 4)	2F (1C)	1F (0.5C)	———	———
1c	1	Thermistor sensor for auto changeover and setback control by the remote controller	Utilize the return air thermistor	Utilize the remote controller thermistor	———	———
	3	Access permission level setting	Level 2	Level 3	———	———
1e	2	Setback availability	N/A	Heat only	Cool only	Cool/Heat

Notes) 1. Field settings are normally applied to the entire remote control group, however if individual indoor units in the remote control group require specific settings or for confirmation that settings have been established, utilize the mode number in parenthesis.
2. Any features not supported by the connected indoor unit will not be displayed.
3. When mode 10-2-01 is selected, only the return air temperature value is reported to the multizone controller.
4. The actual default deadband value will depend upon the indoor unit model.

7. Test Operation

Also see installation manuals furnished with the indoor unit and the outdoor unit.

- Verify that the wiring of the indoor unit and the outdoor unit is completed.
- Ensure that covers have been replaced on electrical component boxes for both indoor and outdoor units prior to restoring power.
- After refrigerant piping, drain piping and electric wiring are completed, clean inside of the indoor unit and decorative panel.
- Perform the test operation according to following procedure.
- To protect the compressor, apply power to the outdoor unit at least 6 hours prior to test operation.
- Set the remote controller display mode to standard or detailed display mode. Refer to Operation Manual for the setting method.

Notes for backlight

- The backlight will be ON for 30 seconds by pressing any button.
- The initial push of the button will only turn on the backlight. While the backlight is turned on, the buttons assigned functionality will be available.

7-1 Set the operation mode to cooling by using the remote controller.

7-2 Press and hold **Cancel** button for 4 seconds or longer. Service settings menu is displayed.

7-3 Select **Test Operation** in the service settings menu, and press **Menu/OK** button. Basic screen returns and message "Test Operation" is displayed at the bottom.

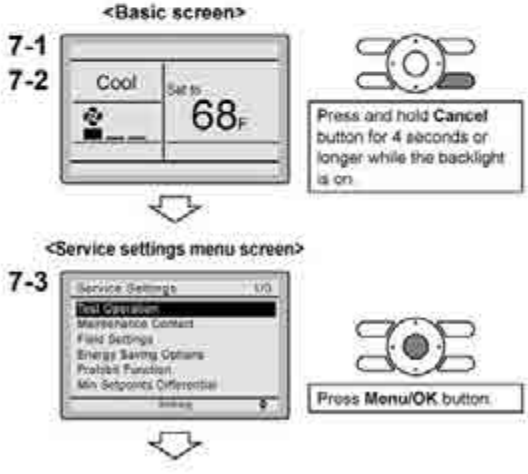

7-4 Press **On/Off** button within 10 seconds, and the test operation starts. Monitor the operation of the indoor unit for a minimum of 10 minutes. During test operation, the indoor unit will continue to cool regardless of the temperature setpoint and room temperature.

* Note) In the case of above-mentioned procedures **7-3** and **7-4** in reverse order, test operation can start as well.

7-5 Press **Menu/OK** button in the basic screen. Main menu is displayed.

7-6 In the case of a model having airflow direction function, select Airflow Direction in the main menu and check that airflow direction is actuated according to the setting. For operation of airflow direction setting, see the operation manual.

7-7 After the operation of airflow direction is confirmed, press **Menu/OK** button. Basic screen returns.

7-8 Press and hold **Cancel** button for 4 seconds or longer in the basic screen.
Service settings menu is displayed.

7-9 Select Test Operation in the service settings menu, and press **Menu/OK** button. Basic screen returns and normal operation is conducted.

* Note) The test operation will automatically finish in 30 minutes.

7-10 Check the functions according to the operation manual.

7-11 When the decorative panel is not installed, shut off the power supply after the test operation finishes.

- If construction activities are planned within the space following the test operation procedure, recommend to the customer that the indoor unit is not operated to prevent contamination from paints, drywall dust and other airborne materials.

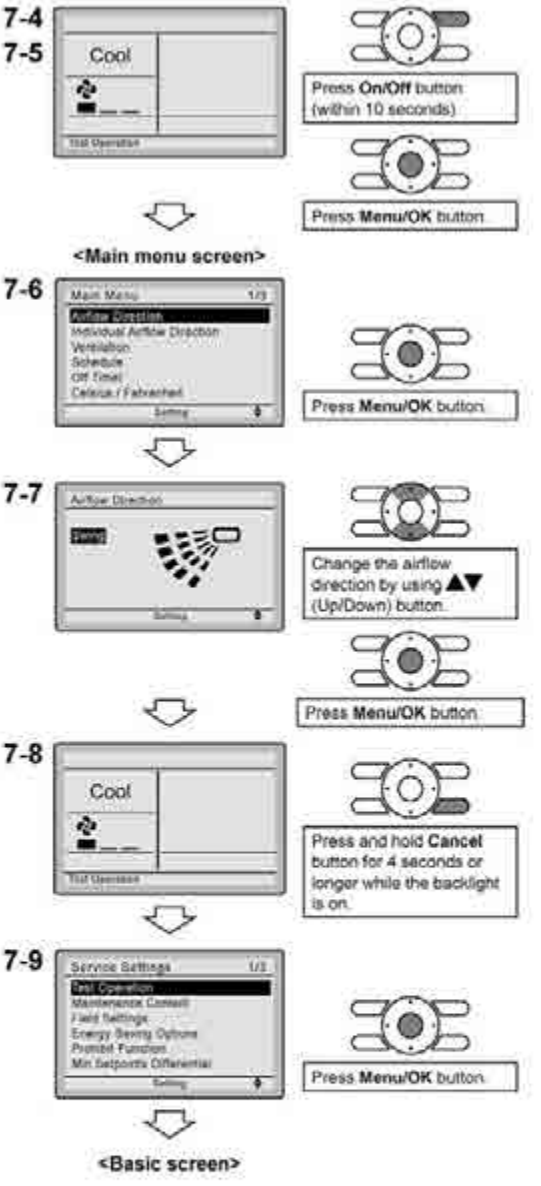

⚠NOTE

- If operation is not possible due to a malfunction, refer to following **Failure diagnosis method**.
- After the test operation finishes, check whether the error code history is displayed on the maintenance information screen of the main menu according to the following procedure.

7-12 Press **Menu/OK** button in the basic screen. Main menu screen is displayed.

7-13 Select **Maintenance Information** in the main menu, and press **Menu/OK** button.

7-14 Maintenance information screen is displayed. Check whether the error code history is displayed on the screen.
- If no error code history is displayed following this procedure the system has normally completed the test operation mode.

7-15 If the error code history is displayed, conduct the failure diagnosis referring to <Error code list> in the installation manual of the indoor unit.
After the failure diagnosis finishes, press and hold **On/Off** button for 4 seconds or longer in the maintenance information screen to erase the error code history.

<Basic screen>

7-12

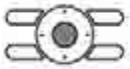

Press **Menu/OK** button.

<Main menu screen>

7-13

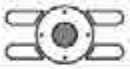

Press **Menu/OK** button.

7-14
7-15

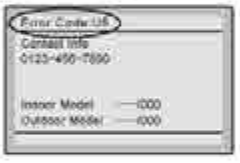

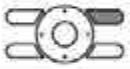

Press and hold **On/Off** button for 4 seconds or longer during backlight lit.

Failure diagnosis method

- Whenever the remote controller display is blank or displays [**Checking the connection. Please stand by.**], troubleshoot the system with the items in the Description column of the following table.
- If an error occurs, **CODE** is displayed on the LCD as shown to the right. Conduct the failure analysis referring to <Error code list> in the installation manual of the indoor unit.
When the unit No. which detected the error during group control is confirmed, refer to **Chapter 8: Procedure for Checking Error History**.

Remote controller display	Description
No display	• Power outage, power voltage error or open-phase • Incorrect wiring (between indoor and outdoor units) • Indoor printed-circuit board assembly failure • Remote controller wiring not connected • Remote controller failure • Open fuse or tripped circuit breaker (outdoor unit)
Checking the connection. Please stand by. *	• Indoor printed-circuit board assembly failure • Wrong wiring (between indoor and outdoor units)

* **[Checking the connection. Please stand by.]** will be displayed for up to 90 seconds following the application of power to the indoor unit. This is normal and does not indicate a malfunction.

8. Procedure for Checking Error History

8-1 Press and hold **Cancel** button for 4 seconds or longer in the basic screen. Service settings menu is displayed.

8-2 Select **Error History** in the service settings menu, and press **Menu/OK** button. The error history menu screen is displayed.

8-3 Select **RC Error History** in the error history menu, and press **Menu/OK** button.
Error codes and unit No. can be confirmed in the RC error history screen.

8-4 In the error history, the 10 most recent items are displayed in order of occurrence.

8-5 Press **Cancel** button in the RC error history screen 3 times.
The basic screen returns.

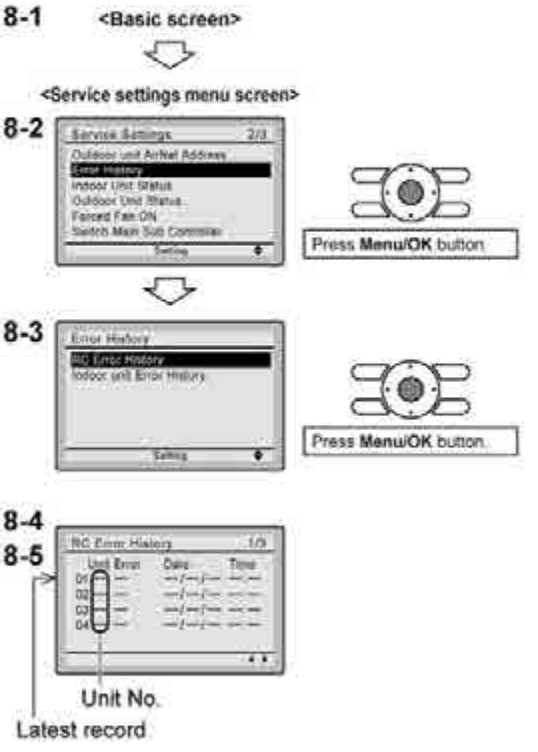

9. Adding Maintenance Contact Information

- Registration of the maintenance contact.

9-1 Press and hold **Cancel** button for 4 seconds or longer in the basic screen.
Service settings menu is displayed.

9-2 Select **Maintenance Contact** in the service settings menu, and press **Menu/OK** button. Maintenance contact menu screen is displayed.

9-3 Select **Maintenance Contact** , and press **Menu/OK** button.

9-4 Enter the telephone number.
Scroll through the numbers by using ▲▼ (Up/Down) buttons. Start from the left side. Blank digits should remain as "-".

9-5 Press **Menu/OK** button.
Setting confirmation screen is displayed.

9-6 Select **Yes** and press **Menu/OK** button.
Setting details are saved and service settings menu screen returns.

9-7 Press **Cancel** button once.
The basic screen returns.

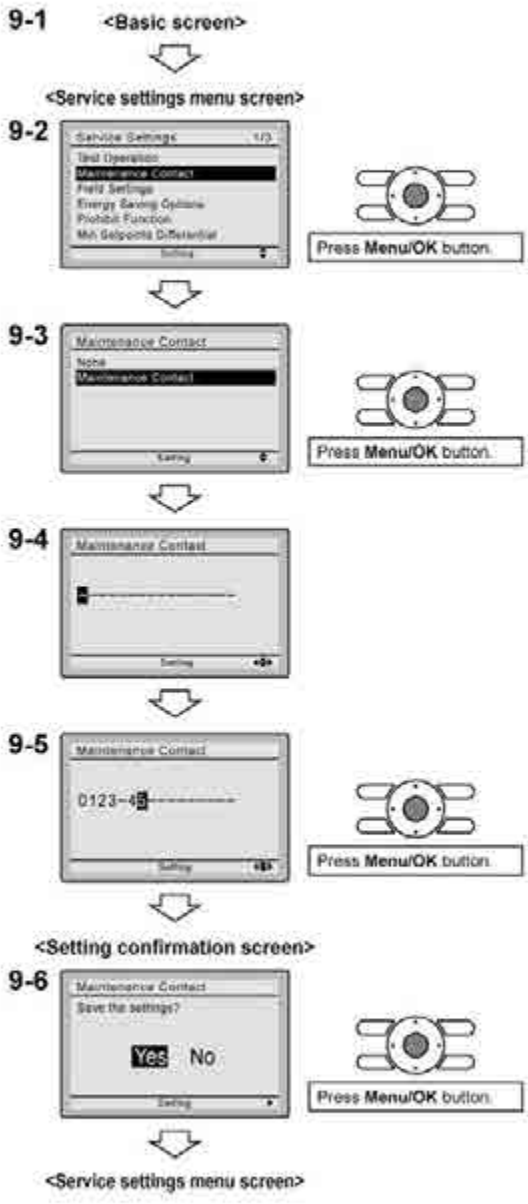

10. Confirming Registered Details

10-1 Press **Menu/OK** button in the basic screen.
Main menu is displayed.
Select Maintenance Information in the main menu, and press **Menu/OK** button.

10-2 Press **Cancel** button twice.
The basic screen returns.

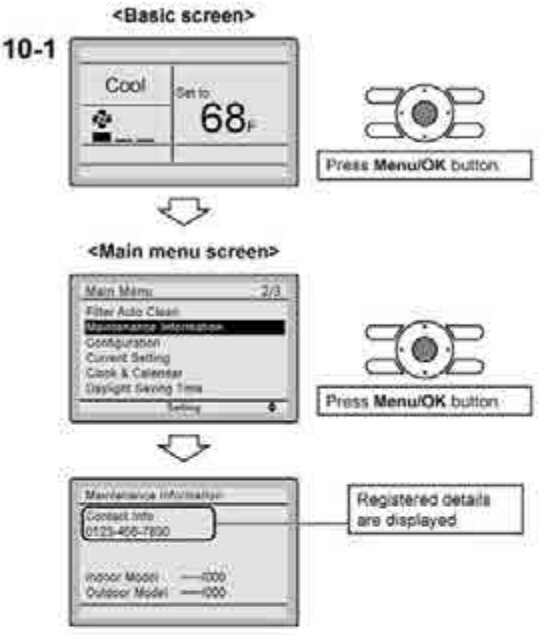

11. Clock & Calendar

11-1 Press **Menu/OK** button in the basic screen.
Main menu is displayed.
Select Clock & Calendar in the main menu, press **Menu/OK** button.

11-2 Press ▲▼ buttons to select Date & Time on the clock & calendar screen.
- The date & time screen will appear when **Menu/OK** button is pressed.

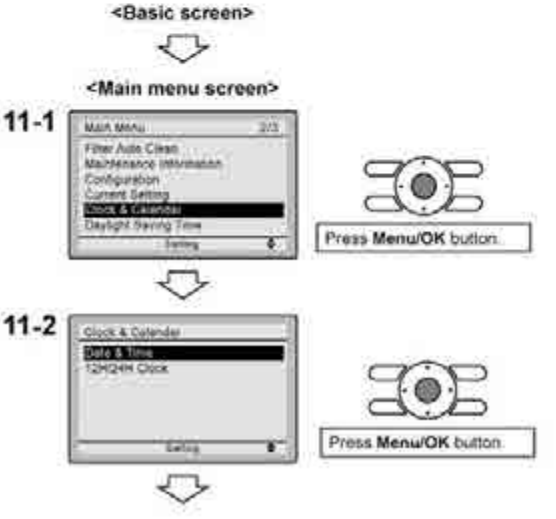

11-3 Select **year**, **month**, **day** and **time** by using ◀▶ (Left/Right) button and set by using ▲▼ (Up/Down) button in the date & time screen. Press and hold the button for continuous change of the numeric value.
- Day of the week is set automatically.

11-4 Press **Menu/OK** button.
Setting confirmation screen is displayed.

11-5 Select **Yes** and press **Menu/OK** button.
Setting details are saved and basic screen returns.

- If power outage exceeds 48 hours, reset is needed.

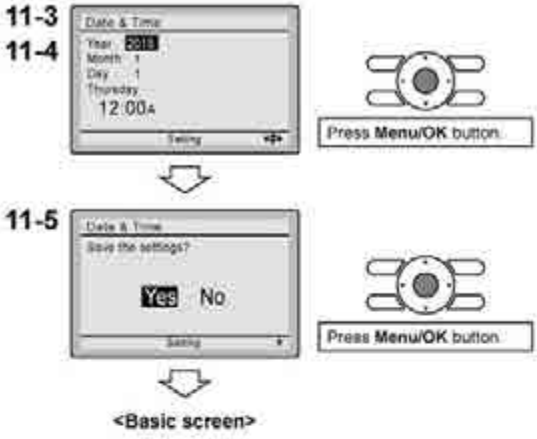

12. Language

12-1 Press **Menu/OK** button in the basic screen.
Main menu is displayed.
Select **Language** in the main menu, press **Menu/OK** button.

12-2 Press ▲▼ (Up/Down) buttons to select **Language** on the language screen.
English/Français/Español
Press **Menu/OK** button.

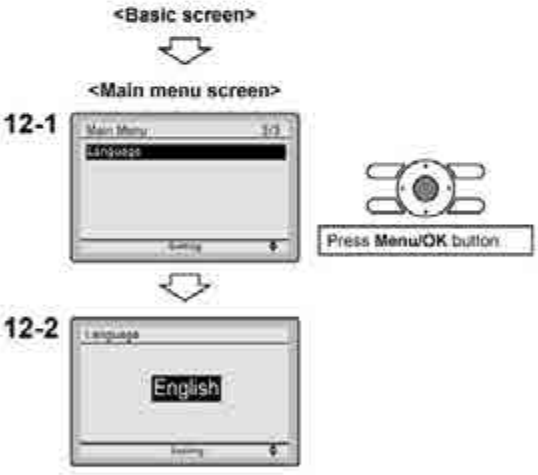

3P243521-7L

6.2 <BRC082A43> Wireless Remote Controller for FDMQ Series

Wireless Remote Controller Kit — Installation manual

CONTENTS

1. SAFETY CONSIDERATIONS 2
2. BEFORE INSTALLATION 2
3. REMOTE CONTROLLER INSTALLATION 2
4. RECEIVER INSTALLATION 3
5. FIELD SETTING 6
6. TEST OPERATION 6

1. SAFETY CONSIDERATIONS

Please read these "SAFETY CONSIDERATIONS" carefully before installing air conditioning equipment and be sure to install it correctly. After completing the installation, make sure that the unit operates properly during the start-up operation. Please instruct the customer on how to operate the unit and keep it maintained.
Also, inform customers that they should store this installation manual along with the operation manual for future reference.
This air conditioner comes under the term "appliances not accessible to the general public".

Meaning of warning, caution and note symbols.

⚠ **WARNING** ..... Indication a potentially hazardous situation which, if not avoided, could result in death or serious injury.

⚠ **CAUTION** ..... Indication a potentially hazardous situation which, if not avoided, may result in minor or moderate injury. It may also be sued to alert against unsafe practices.

⚠ **NOTE** ..... Indication situation that may result in equipment or property-damage-only accidents.

⚠ WARNING

- **Perform installation work in accordance with this installation manual.**
  Improper installation may result in electric shocks or fire.
- **Be sure to use only the specified accessories and parts for installation work.**
  Failure to use the specified parts may result in, electric shocks, fire or the unit falling.
- **Before touching electrical parts, turn off the unit.**
- **Do not touch the switch with wet fingers.**
  Touching a switch with wet fingers can cause electric shock.

⚠ CAUTION

- **Refer also to the installation manuals attached to the indoor unit and the decoration panel.**
- **Confirm that the following conditions are satisfied prior to installation.**
  Ensure that nothing interrupts the operation of the wireless remote controller. (Ensure that there is neither a source of light nor fluorescent lamp near the receiver. Also, ensure that the receiver is not exposed of direct sunlight.)
  Ensure that the operation display lamp and other indicators are easy to see.
- **The installation position of this receiver is one corner of the decoration panel. Therefore, confirm that its position is set so that the signal from the wireless remote controller can be easily transmitted and its display can be easily seen.**
- **If both this kit and fresh air intake kit are installed, only one duct chamber shall be used. Refer to the installation manual of the fresh air intake kit (optional hand book).**

2. BEFORE INSTALLATION

2-1 ACCESSORIES

Check if the following accessories are included with the unit.

Name	(1) Receiver	(2) Wireless remote controller	(3) Remote controller holder
Quantity	1 pc.	1 pc.	1 pc.
Shape			

Name	(4) Dry cell battery LR03 (AM4)	(5) Unit No. label	(6) Screw for installing remote controller holder
Quantity	2 pcs.	1 pc.	2 pcs.
Shape		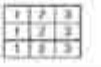	M3.5

Name	(7) Mounting screw (Black)	(8) Mounting screw	(9) Paper pattern printing
Quantity	2 pcs.	2 pcs.	1 pc.
Shape	M4	M5	3-15/16x1-15/16 (in.)

Name	(10) Winged bar	(11) Operation manual	(12) Installation manual
Quantity	1 pc.	1 pc.	1 pc.
Shape	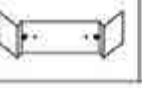		

2-2 NOTE TO THE INSTALLER

Be sure to instruct the customer how to properly operate the system showing him/her the attached operation manual.

3. REMOTE CONTROLLER INSTALLATION

<Installing wireless remote controller>

- Do not throw the remote controller or impose large shocks. Also, do not store where it may be exposed to moisture or direct sunlight.

- When operating, point the transmitting part of the remote controller in the direction of the receiver.
- The direct transmitting distance of the remote controller is approximately 23 ft..
- The signal cannot be transmitted if something such as curtains blocks the receiver and the remote controller.
- **Installing to a wall or a pillar**

1. Fix the remote controller holder (3) with the screws (6).

2. Slide the remote controller (2) into the remote controller holder (3) from the top.

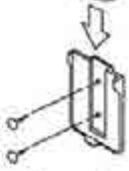

- **How to put the dry cell batteries**

1. Remove the back cover of the remote controller (2) to the direction pointed by the arrow mark.
2. Put the dry cell batteries.
   Use two LR03<AM4> dry cell batteries (4).
   Put the dry cell batteries (4) correctly to fit their (+) and (–).
3. Close the back cover as before.

4. RECEIVER INSTALLATION

⚠ CAUTION

- Do not install more than 3 receivers in the vicinity of one another.
- With 4 or more units, there is always the possibility of malfunction.

4-1. Preparations before installation

Remove the upper part of the receiver (1).
- Insert the screwdriver (–) here and gently work off the upper part of the receiver (1).

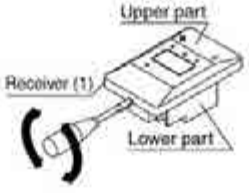

4-2. Determination of address and MAIN/SUB remote controller

If setting multiple wireless remote controllers to operate in 1 room, perform address setting for the receiver and the wireless remote controller. If setting multiple wired remote controllers in 1 room, change the MAIN/SUB switch of the receiver.

4-3. Setting procedure

- Setting the receiver

Set the wireless address switch (SS2) on the PC-board according to the table below.

Unit No.	No.1	No.2	No.3
Wireless address switch (SS2)	1 2 3	1 2 3	1 2 3

The side painted black indicates the switch knob position.

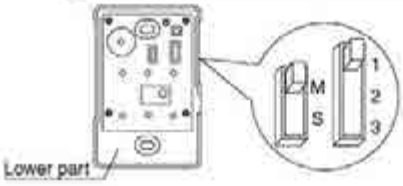

⚠ CAUTION

Change the setting so that the internal electronic equipments are not damaged with a pen etc.

When using both a wired and a wireless remote controller for 1 indoor unit, the wired controller should be set to MAIN. Therefore, set the MAIN/SUB switch (SS1) of the receiver to SUB.

	MAIN	SUB
MAIN/ SUB switch (SS1)	M S	M S

4-4. Receiver installation

⚠ WARNING

Be sure to turn off the power before installation.

⚠ CAUTION

<Precautions on transmission wiring>

1. When wiring, run the wiring away the power supply wiring in order to avoid receiving electric noise (external noise).
2. When wiring, refer to the wiring diagram of indoor unit (attached to indoor unit) as well.

WIRING SPECIFICATION

Wiring type	Sheathed wire (2 wire)
Size	AWG18-16
Wiring length	Max 650 ft. (See Note)

⚠ NOTE

Keep wires to less than 650 ft. total when using 2 remote controllers (wired or wireless) and when not.

4-5. Attaching the receiver (for ceiling installation)

1. Prepare the ceiling for the receiver.
   - Open a hole in the ceiling for the receiver. (Use paper pattern printing (9)).

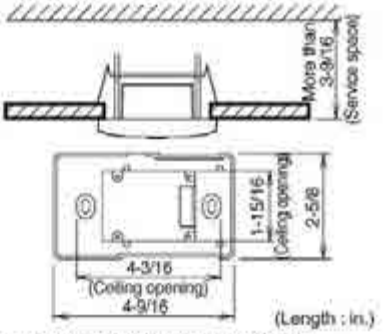

2. Wire the indoor unit and fix the lower part.
   - Install the winged bar (10) to the lower part and fit the part with the screws (8). Then, wire (field supplied) accordingly. (Connect the P1 and P2 terminals on the rear of the lower part to the P1 and P2 terminals on the indoor unit. The P1 and P2 terminals have no polarity.)

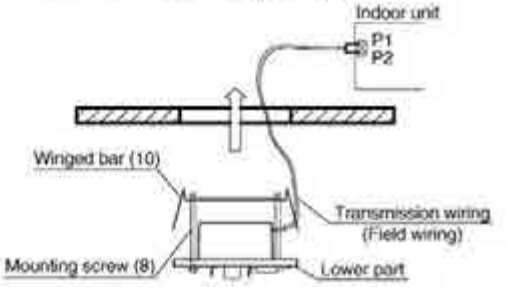

   - Insert the lower part into the opening in the ceiling, first by pressing the wings inward to fit the hole and then by pushing from the screws (8) until it sits flat on the ceiling.

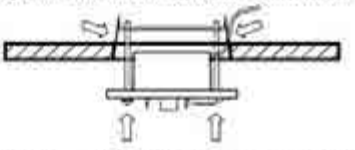

   - Tighten the screws (8) until the lower part is fixed in place.

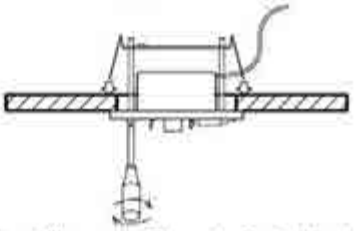

(Tighten both screws (8) evenly. Overtightening may deform the case and possibly make it harder to install the upper part.)

   - Attach the upper part of receiver (1).

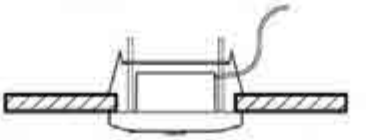

(Install the upper part on the lower part being careful parts are facing in the correct direction. After installation, turn on the power, and test emergency run button.)

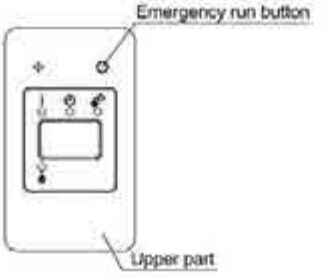

4-6 Attaching the receiver (for wall mounting)

1. Wire the indoor unit.

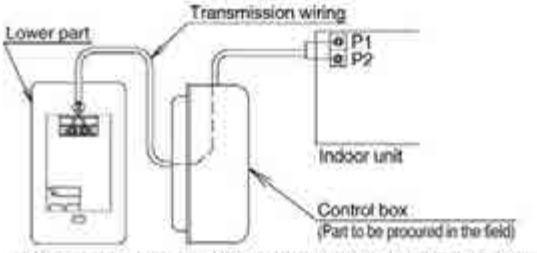

(Connect the P1 and P2 terminals on the rear of the lower part to the P1 and P2 terminals on the indoor unit. Neither of the terminals is polarized, so it is not important if connections are crossed.)

2. Fix the lower part.
   - Install the lower part on the control box (field supplied part). (Select as flat a place as possible to install the lower part. Also, be aware of the fact that overtightening the screws (7) may deform the case and possibly make it harder to install the upper part.)

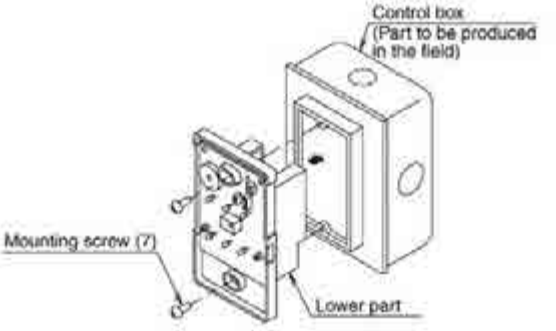

3. Attach the upper part of remote controller.
(Install the upper part on the lower part being careful parts are facing in the correct direction. After installation, turn on the power, and test emergency run button.)

NOTE

1. The control box and wiring are not included.
2. Do not directly touch the PC-board with your hand.

4-7. Setting the address of wireless remote controller (It is factory set to "1".)

<Setting from the remote controller>

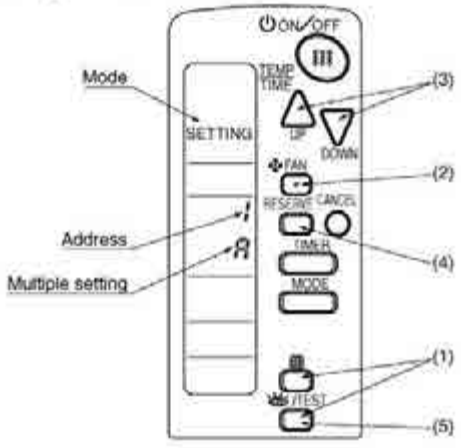

(1) Hold down the " ▦ " button and the " TEST " button for at least 4 seconds to get the FIELD SET MODE. (Indicated in the display area in the figure at top.)

(2) Press the " FAN " button and select a multiple setting (A/b). Each time the button is pressed the display switches between "A" and "b".

(3) Press the " △ " button and " ▽ " button to set the address.

→ 1 → 2 → 3 → 4 → 5 → 6

Address can be set from 1 to 6, but set it from 1 to 3 and to same address as the receiver. (The receiver does not work with address from 4 to 6.)

(4) Press the " RESERVE " button to enter the setting.

(5) Push the " TEST " button to quit the FIELD SET MODE and return to the normal display.

<Multiple settings A/b>

When the indoor unit is being operating by outside control (central remote controller, etc.), it sometimes does not respond to ON/OFF and temperature setting commands from this remote controller. Check what setting the customer wants and make the multiple setting as shown below.

Remote controller		Indoor unit	
Multiple setting	Remote controller display	To control other air conditions and units	For other than on left
A: Standard	All items displayed.	Commands other than ON/OFF and temperature setting accepted. (1 LONG BEEP or 3 SHORT BEEPS emitted)	
b: Multi System	Operations remain displayed shortly after execution	All commands accepted. (2 SHORT BEEPS)	

4-8. Stick the Unit No. label on the receiver and the back of the wireless remote controller.

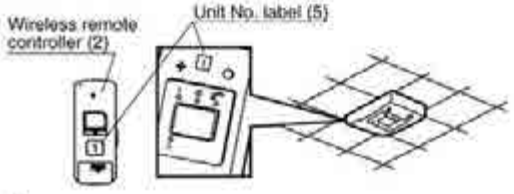

CAUTION

Set the Unit No. of the receiver and the wireless remote controller to be equal. If the settings differ, the signal from the remote controller cannot be transmitted.

5. FIELD SETTING

If optional accessories are mounted on the indoor unit, the indoor unit setting may have to be changed. Refer to the instruction manual (optional hand book) for each optional accessory.

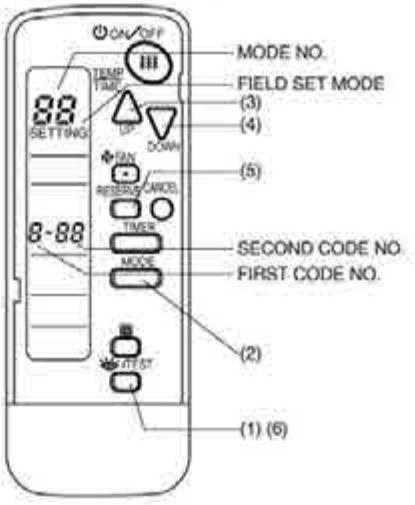

Procedure

(1) When in the normal mode, press the " TEST " button for at least 4 seconds, and the FIELD SET MODE is entered.

(2) Select the desired MODE NO. with the " MODE " button.

(3) Push the " UP " button and select the FIRST CODE NO..

(4) Push the " DOWN " button and select the SECOND CODE NO..

(5) Push the" RESERVE "button and the present settings are set.

(6) Push the " TEST " button to quit the FIELD SET MODE and return to the normal display.

(Example) If the time to clean air filter is set to "Filter Contamination-Heavy", set Mode No. to "10", FIRST CODE NO. to "0", and SECOND CODE NO. to "02".

MODE NO.	FIRST CODE NO.	DESCRIPTION OF SETTING	
10	0	Filter Contamination-Heavy/Light (Setting for spacing time of display time to clean air filter) (Setting for when filter contamination is heavy, and spacing time of display time to clean air filter is to be halved)	Long-life type
			Standard type
	3	Spacing time of display time to clean air filter count (Setting for when the filter sign is not to be displayed)	
12 (VRV system)	1	ON/OFF input from outside (Set to enable starting/stopping from remote.)	
	2	Thermostat differential changeover (Set when using remote controller thermostat sensor.)	

MODE NO.	FIRST CODE NO.	SECOND CODE NO.				
		01		02		03
10	0	Light	Approx. 2,500 hours	Heavy	Approx. 1,250 hours	—
			Approx. 200 hours		Approx. 100 hours	
	3	Display		Do not display		—
12 (VRV system)	1	Forced OFF input		ON/OFF		—
	2	2°F		1°F		—

NOTE

The SECOND CODE NO. is factory set to "01".
Do not use any settings not listed in the table.
For group control with a wireless remote controller, initial settings for all the indoor units of the group are equal. (For group control, refer to the installation manual attached to the indoor unit for group control.)

6. TEST OPERATION

- Perform test operation according to the instructions in the installation manual attached to the indoor unit.
- After refrigerant piping, drain piping, and electric wiring, operate according to the table to protect the unit.

CAUTION

1. Refer to a malfunction code in the installation manual attached to the outdoor unit if it does not operate.
2. Refer to the installation manual attached to the outdoor unit for individual operation system types.
   Some of our product types should have the power supply turned ON 6 hours before starting operation in order to electrify crank case heater.
   Refer to the installation manual attached to the outdoor unit.

Order	Operation
(1)	Open gas side stop valve.
(2)	Open liquid side stop valve.
(3)	Set to cooling with the remote controller and push " ON/OFF " button to start operation.
(4)	Push" TEST "button twice and operate in TEST OPERATION MODE for 3 minutes.
(5)	Push" TEST "button and operate normally.
(6)	Confirm its function according to the operation manual.

3P510049-1A

6.3 <BRC082A41W, BRC082A42W(S)> Wireless Remote Controller for FFQ Series

	1	1	2	3	4	5	6	7
BRC082A41W	1		1	1	1	2	1	2
BRC082A42W		1	1	1	1	2	1	2
BRC082A42S		1	1	1	1	2	1	2

	8	9	10	11	12	13
BRC082A41W	1	1	4	4	1	
BRC082A42W	1	1	3	4	1	1
BRC082A42S	1	1	3	4	1	1

Figure 1

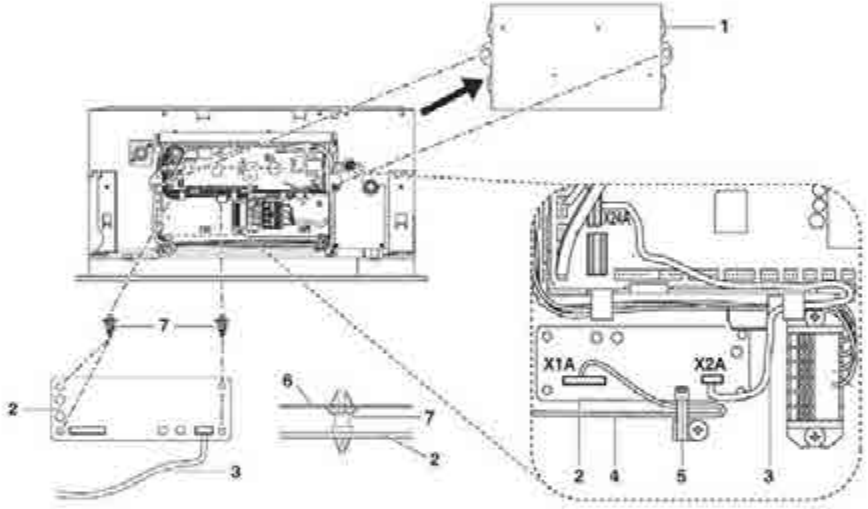

Figure 2

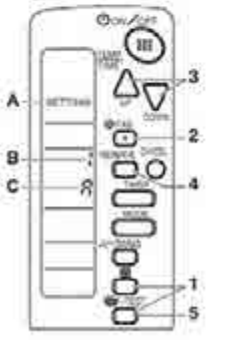

Figure 3

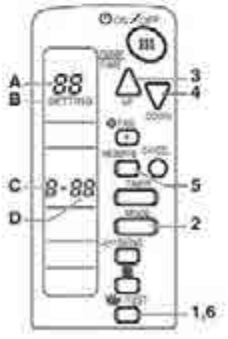

Figure 4

Contents

Safety considerations 1
Before installation 1
Accessories 1
Note to the installer 1
Remote controller installation 2
Installing the wireless remote controller 2
Determination of address and MAIN/SUB remote controller 2
Setting procedure 2
Installation of the transmitter board 3
Installation of the decoration panel 3
Installation of the receiver in case of BRC082A41W 4
Installation of the receiver in case of BRC082A42W/S 4
Field setting 5

READ THIS MANUAL ATTENTIVELY BEFORE STARTING UP THE UNIT. DO NOT THROW IT AWAY. KEEP IT IN YOUR FILES FOR FUTURE REFERENCE.
IMPROPER INSTALLATION OR ATTACHMENT OF EQUIPMENT OR ACCESSORIES COULD RESULT IN ELECTRIC SHOCK, SHORTCIRCUIT, LEAKS, FIRE OR OTHER DAMAGE TO THE EQUIPMENT. BE SURE ONLY TO USE ACCESSORIES MADE BY DAIKIN WHICH ARE SPECIFICALLY DESIGNED FOR USE WITH THE EQUIPMENT AND HAVE THEM INSTALLED BY A PROFESSIONAL.
IF UNSURE OF INSTALLATION PROCEDURES OR USE, ALWAYS CONTACT YOUR DAIKIN DEALER FOR ADVICE AND INFORMATION.

The English text is the original instruction. Other languages are translations of the original instructions.

Safety considerations

Please read this "Safety considerations" carefully before installing air conditioning equipment and be sure to install it correctly. After completing the installation, make sure at start up operation that the unit operates properly. Please instruct the customer how to operate the unit and how to perform maintenance.

Meaning of caution symbols

Failure to observe these instructions properly may result in property damage or personal injury.

Information classified as **NOTE** contains instructions to ensure proper use of the equipment.

- Refer also to the installation manual supplied with the indoor unit and the installation manual supplied with the decoration panel.
- There is only 1 possible installation position of this kit into the decoration panel. It is therefore recommended that installation orientation of the decoration panel is confirmed prior to installation of this kit.
  - Ensure that nothing interrupts operation of the wireless remote controller.
  - Ensure that the signal from the remote controller can easily be transmitted.
  - Ensure that the operation display lamp and other indicator lamps can easily be seen.
  - Ensure that there is neither a source of light nor a fluorescent lamp near the receiver.
  - Ensure that the receiver is not exposed to direct sunlight.

Before installation

Accessories

See figure 1. Check if the following accessories are included with your kit.

1 Receiver
2 Transmitter board
3 Wireless remote controller
4 Remote controller holder
5 Alkaline battery of type AAA.LR03
6 Unit number label
7 Screw for installing remote controller holder
8 Installation manual
9 Operation manual
10 Clamp
11 Plastic spacer
12 Plastic band
13 Sealing

Note to the installer

Be sure to instruct the customer how to properly operate the system showing him/her the supplied operation manual.

Remote controller installation

Installing the wireless remote controller

- Do not throw the remote controller or subject it to powerful shocks and do not store the remote controller where it may be exposed to moisture or direct sunlight.
- When operating, point the transmitting part of the remote controller in the direction of the receiver.
- The direct transmitting distance of the remote controller is approximately 23ft (7m).
- The signal cannot be transmitted if something such as curtains blocks the receiver and the remote controller.

Installing to a wall or a pillar

1 Turn on all the fluorescent lamps in the room, if any, and find a location where the remote controller signals are properly received by the indoor unit (within 23ft (7m)).

2 Fix the remote controller holder with the supplied screws.

3 Mount the remote controller on to the hook of the remote controller holder and then push it toward the wall.

How to insert the batteries

1 Slide the back cover to take it off.

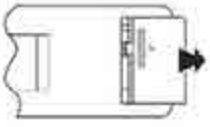

2 Insert 2 dry batteries AAA LR03 (alkaline).

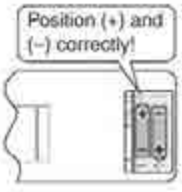

3 Replace the back cover.

Determination of address and MAIN/SUB remote controller

- If setting multiple wireless remote controllers to operate in one room, perform address setting for the receiver and the wireless remote controller.
- If using both a wired remote controller and a wireless remote controller with one indoor unit, change the MAIN/SUB switch of the transmitter board.

Setting procedure

Setting the transmitter board

Set the wireless address switch (SS2) on the transmitter board according to the table below.

	Unit No.		
	1	2	3
Wireless address switch (SS2)			

When using both a wired and a wireless remote controller for 1 indoor unit, the wired controller should be set to MAIN. Therefore, set the MAIN/SUB switch (SS1) of the transmitter board to SUB.

	MAIN	SUB
MAIN/SUB switch (SS1)		

Setting the address of the wireless remote controller

(See figure 3)

A Field Set mode
B Address (is factory set to "1")
C Display setting

Setting from the remote controller

1 Hold down the ▦ button and the /TEST button for at least 4 seconds to enter the Field Set mode. (Indicated in the display area in the figure.)

2 Press the FAN button and select an appropriate display setting (R/b). Each time the button is pressed the display switches between "R" and "b". Refer to "Display setting R/b" on page 3 for full comprehension of this feature.

3 Press the ▲ button and ▼ button to set the address.

→1 → 2 → 3 → 4 → 5 → 6 →

Address can be set from 1 to 6, but set it to 1-3 and to same address as the receiver. (The receiver does not work with address 4-6.)

4 Press the RESERVE button to confirm the setting.

5 Press the /TEST button to quit the Field Set mode and to return to normal display again.

Display setting ♿/♿

The wireless remote controller has 2 possible display settings.

The standard setting ♿ permanently indicates all operational items whereas the multi system display setting ♿ indicates operations for a limited period of time after execution of settings only.

In case the target indoor unit is simultaneously being controlled,

- by another unit in group control,
- by a wired remote controller,
- by a centralized remote controller,

the indoor unit sometimes does not respond to ON/OFF and temperature setting commands from the wireless remote controller.

In order not to confuse the customer with possible discrepancies between the wireless remote controller display and the actual operation state of the indoor unit, it is recommended to set the display on the wireless remote controller to ♿ in such a control configuration.
Check what setting the customer prefers and adjust the display setting accordingly.

Display setting	Remote controller display	Result of the display setting in case the target indoor unit is simultaneously being controlled by more than 1 device
♿: standard	All operational items are permanently displayed.	In the operation mode changeover, temperature setting or the like are carried out from the wireless remote controller, the indoor unit rejects the instruction. (Signal receiving sound. 1 long beep or 3 short beeps) As a result, a display discrepancy between the operation state of the indoor unit and the indication on the wireless remote controller display occurs.
♿: multi system	Operations only remain displayed for a short time after execution of the commands.	Since the indications on the wireless remote controller are turned off, a discrepancy such as described above no longer occurs.

Affix the unit number label

Affix corresponding unit number labels onto both air outlet of the decoration panel and onto back of the wireless remote controller.

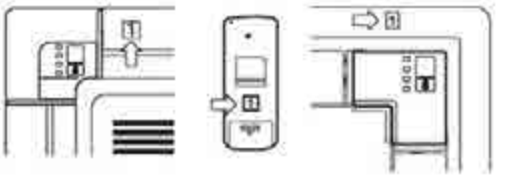

NOTE Set the Unit No. of the receiver and the wireless remote controller to be equal. If the settings differ, the signal from the remote controller cannot be transmitted.

Installation of the transmitter board

(See figure 2)

1 Electrical wiring box cover
2 Transmitter board
3 Shorter wire harness
4 Longer wire harness
5 Clamp
6 Electrical wiring box
7 Plastic spacer

1 Cut off the power supply.
2 Remove the electrical wiring box cover as described in the installation manual supplied with the indoor unit.
3 Attach four plastic spacers (7) to the transmitter board (2) and install it in the electrical wiring box (6).
4 Connect the shorter wire harness from the X2A connector on transmitter board (2) to X24A connector on the printed circuit board in the electrical wiring box of indoor unit. Lay down the shorter wire harness as shown in the figure 2.
5 When the receiver is installed bring the longer wire harness to the electrical wiring box of indoor unit and connect it to X1A connector on the transmitter board.
6 Clamp the wire harness by the clamp (5) as shown in the figure 2.

Installation of the decoration panel

Install the decoration panel as described in the installation manual supplied with the decoration panel.

NOTE Make sure that the wire harness (longer one) from the transmitter board is not caught between the indoor unit and the decoration panel, and between the ceiling and the decoration panel.

The installation process of the receiver depends on used decoration panel.

3

Installation of the receiver in case of BRC082A41W

1 Remove the suction grille as described in the installation manual supplied with the decoration panel.

2 Detach the brand name plate part of the decoration panel piece, before attaching the decoration panel. This part is not needed hereafter.

3 Remove the electrical wiring box cover as described in the installation manual supplied with the indoor unit. (Be sure to turn off power, before removing the electrical wiring box cover.)

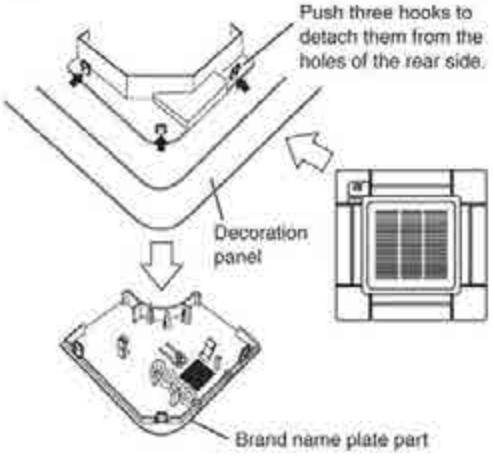

4 Pass the wire harness from the receiver through the wiring hole of the decoration panel. Then attach the receiver to the decoration panel. Lead the wire harness to the electrical wiring box on the indoor unit and connect it to X1A connector on the transmitter board.

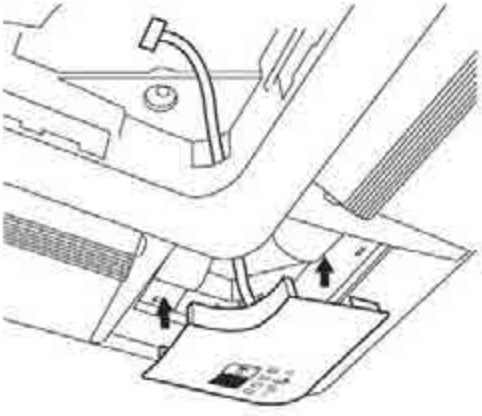

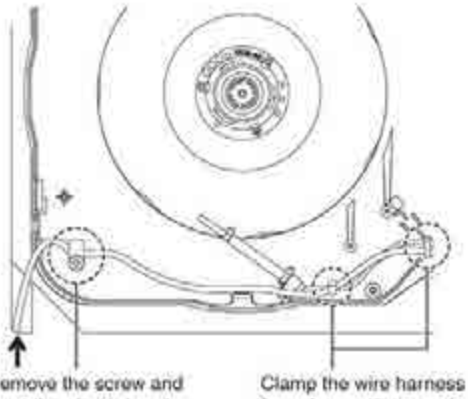

Installation of the receiver in case of BRC082A42W/S

1 Remove the suction grille as described in the installation manual supplied with the decoration panel.

2 The receiver (1) should be installed in the corner that is surrounded by 2 square marks on one side and 1 square mark on the other, as shown in the illustration. Then remove the plastic corner cover.

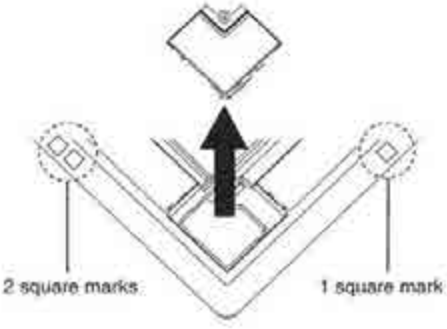

3 Break off the plastic cover from back side of the panel.

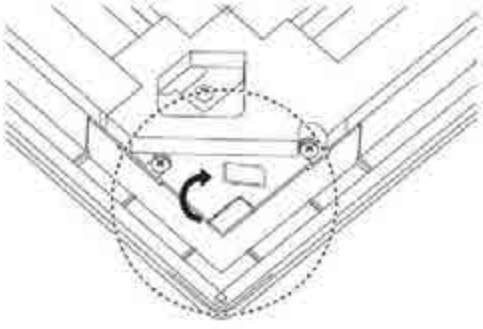

4

4 Pass the wire harness through the hole and insert the cover into its position and screw it.

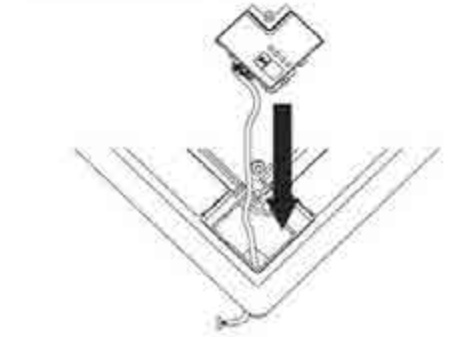

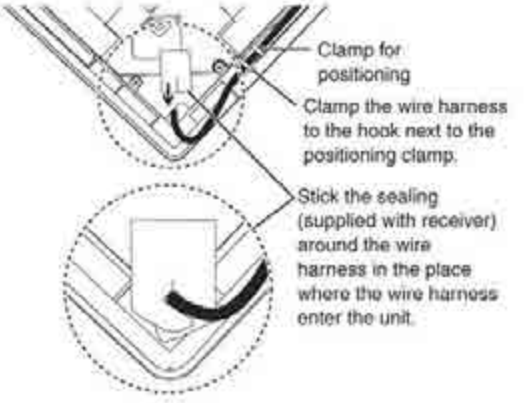

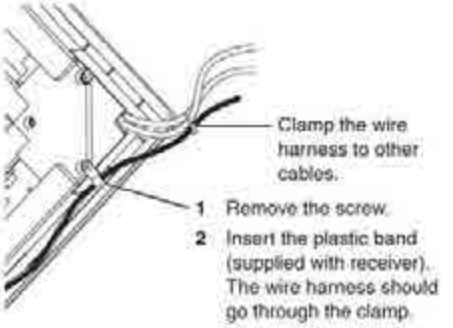

1 Remove the screw.
2 Insert the plastic band (supplied with receiver). The wire harness should go through the clamp.
3 Put the screw back.

Field setting

If optional accessories are mounted on the indoor unit, the indoor unit setting may have to be changed. Refer to the instruction manual (option handbook) for each optional accessory.
(See figure 4)

- **A** Mode No.
- **B** Field Set mode
- **C** First code No.
- **D** Second code No.

Procedure

1 When in normal mode, hold down the ☼/TEST button for at least 4 seconds to enter the Field Set mode.
2 Select the desired Mode No. with the MODE button.
3 Press the ▲ button and select the First code No.
4 Press the ▼ button and select the Second code No.
5 Press the RESERVE button to confirm the settings.
6 Press the ☼/TEST button to quit the Field Set mode and to return to normal display again.

5

Example
If the time to clean air filter is set to "Filter Contamination-Heavy", set Mode No. to "", First code No. to "", and Second code No. to "".

Mode No.	First code No.	Description of setting		Second code No.				
				01		02		03
		Sets operation time until AIR FILTER CLEANING TIME INDICATOR lamp lights up. (When dirt and dust levels are high, change the setting to "Filter Contamination-Heavy".)	Long-life filter	Light	±2,500 hrs.	Heavy	±1,250 hrs.	—
		Changes AIR FILTER CLEANING TIME INDICATOR lamp on/off settings.		On		Off		—
		Setting air outlet velocity. This setting is to be changed in function of ceiling height (H).		≤8-7/8ft (≤2.7m)		8-7/8<H≤9-13/16ft (2.7<H≤3.0m)		9-13/16<H≤11-1/2ft (3.0<H≤3.5m)
		Selection of air flow direction. This setting is to be changed when blocking pad optional kit is used.		4-way flow		3-way flow		2-way flow
		Airflow direction range setting. This setting is to be changed when range of swing flap movement needs to be changed.		Upper		Medium		Lower

NOTE
Factory settings of the Second code No. are marked in grey backgrounds.
Do not use any settings not listed in the table.
For group control with a wireless remote controller, initial settings for all the indoor units of the group are equal.
(For group control, refer to the installation manual supplied with the indoor unit for group control.)

6

3P444567-1

7. Outdoor Unit

7.1 2MXS18NMVJUA, 3MXS24RMVJUA, 4MXS36RMVJUA

Contents

Safety Considerations 1
Accessories 3
Precautions for Selecting a Location 3
Precautions on Installation 4
Outdoor Unit Installation Diagram 4
Connections (connection port) 5
How to Use Reducers 6
Installation Space Requirements 7
Selecting a Location for Installation of the Indoor Units 7
Outdoor Unit Installation 8
1. Installing the outdoor unit 8
2. Drain work 8
3. Refrigerant piping 8
4. Pressure test and evacuating system 9
5. Refilling refrigerant 10
6. Charging with refrigerant 10
7. Refrigerant piping work 11
8. Flaring the pipe end 11
Wiring 12
Priority Room Setting 14
Night Quiet Mode setting 15
COOL/ HEAT mode lock [S15] 15
Pump Down Operation 16
Trial Operation and Testing 17
1. Wiring error check 17
2. Trial operation and testing 18
3. Test items 18

Safety Considerations

Read these **Safety Considerations for Installation** carefully before installing an air conditioner or heat pump. After completing the installation, make sure that the unit operates properly during the startup operation.
Instruct the user on how to operate and maintain the unit.
Inform users that they should store this installation manual with the operation manual for future reference.
Always use a licensed installer or contractor to install this product. Improper installation can result in water or refrigerant leakage, electric shock, fire, or explosion.
Meanings of **DANGER**, **WARNING**, **CAUTION**, and **NOTE** Symbols:

⚠ **DANGER** ····· Indicates an imminently hazardous situation which, if not avoided, will result in death or serious injury.

⚠ **WARNING** ····· Indicates a potentially hazardous situation which, if not avoided, could result in death or serious injury.

⚠ **CAUTION** ····· Indicates a potentially hazardous situation which, if not avoided, may result in minor or moderate injury. It may also be used to alert against unsafe practices.

⚠ **NOTE** ····· Indicates situations that may result in equipment or property-damage accidents only.

⚠ DANGER

- Refrigerant gas is heavier than air and replaces oxygen. A massive leak can lead to oxygen depletion, especially in basements, and an asphyxiation hazard could occur leading to serious injury or death.
- Do not ground units to water pipes, gas pipes, telephone wires, or lightning rods as incomplete grounding can cause a severe shock hazard resulting in severe injury or death. Additionally, grounding to gas pipes could cause a gas leak and potential explosion causing severe injury or death.
- If refrigerant gas leaks during installation, ventilate the area immediately. Refrigerant gas may produce toxic gas if it comes into contact with fire. Exposure to this gas could cause severe injury or death.
- After completing the installation work, check that the refrigerant gas does not leak throughout the system.
- Do not install unit in an area where flammable materials are present due to risk of explosions that can cause serious injury or death.
- Safely dispose all packing and transportation materials in accordance with federal/state/local laws or ordinances. Packing materials such as nails and other metal or wood parts, including plastic packing materials used for transportation may cause injuries or death by suffocation.

⚠ WARNING

- Only qualified personnel must carry out the installation work. Installation must be done in accordance with this installation manual. Improper installation may result in water leakage, electric shock, or fire.
- When installing the unit in a small room, take measures to keep the refrigerant concentration from exceeding allowable safety limits. Excessive refrigerant leaks, in the event of an accident in a closed ambient space, can lead to oxygen deficiency.
- Use only specified accessories and parts for installation work. Failure to use specified parts may result in water leakage, electric shock, fire, or the unit falling.
- Install the air conditioner or heat pump on a foundation strong enough that it can withstand the weight of the unit. A foundation of insufficient strength may result in the unit falling and causing injuries.
- Take into account strong winds, typhoons, or earthquakes when installing. Improper installation may result in the unit falling and causing accidents.

- Make sure that a separate power supply circuit is provided for this unit and that all electrical work is carried out by qualified personnel according to local, state, and national regulations. An insufficient power supply capacity or improper electrical construction may lead to electric shock or fire.
- Make sure that all wiring is secured, that specified wires are used, and that no external forces act on the terminal connections or wires. Improper connections or installation may result in fire.
- When wiring, position the wires so that the electrical wiring box cover can be securely fastened. Improper positioning of the electrical wiring box cover may result in electric shock, fire, or the terminals overheating.
- Before touching electrical parts, turn off the unit.
- The circuit must be protected with safety devices in accordance with local and national codes, i.e. a circuit breaker.
- Securely fasten the outdoor unit terminal cover (panel). If the terminal cover/panel is not installed properly, dust or water may enter the outdoor unit causing fire or electric shock.
- When installing or relocating the system, keep the refrigerant circuit free from substances other than the specified refrigerant (R410A) such as air. Any presence of air or other foreign substance in the refrigerant circuit can cause an abnormal pressure rise or rupture, resulting in injury.
- Do not change the setting of the protection devices. If the pressure switch, thermal switch, or other protection device is shorted and operated forcibly, or parts other than those specified by Daikin are used, fire or explosion may occur.

⚠ CAUTION

- Do not touch the switch with wet fingers. Touching a switch with wet fingers can cause electric shock.
- Do not allow children to play on or around the unit to prevent injury.
- The heat exchanger fins are sharp enough to cut. To avoid injury wear gloves or cover the fins while working around them.
- Do not touch the refrigerant pipes during and immediately after operation as the refrigerant pipes may be hot or cold, depending on the condition of the refrigerant flowing through the refrigerant piping, compressor, and other refrigerant cycle parts. Your hands may suffer burns or frostbite if you touch the refrigerant pipes. To avoid injury, give the pipes time to return to normal temperature or, if you must touch them, be sure to wear proper gloves.
- Install drain piping to ensure proper drainage. Improper drain piping may result in water leakage and property damage.
- Insulate piping to prevent condensation.
- Be careful when transporting the product.
- Do not turn off the power immediately after stopping operation. Always wait for at least 5 minutes before turning off the power. Otherwise, water leakage may occur.
- Do not use a charging cylinder. Using a charging cylinder may cause the refrigerant to deteriorate.
- Refrigerant R410A in the system must be kept clean, dry, and tight.
  (a) Clean and Dry -- Foreign materials (including mineral oils such as SUNISO oil or moisture) should be prevented from getting into the system.
  (b) Tight -- R410A does not contain any chlorine, does not destroy the ozone layer, and does not reduce the earth's protection again harmful ultraviolet radiation. R410A can contribute to the greenhouse effect if it is released. Therefore take proper measures to check for the tightness of the refrigerant piping installation. Read the chapter *Refrigerant Piping Work* and follow the procedures.
- Since R410A is a blend, the required additional refrigerant must be charged in its liquid state. If the refrigerant is charged in a state of gas, its composition can change and the system will not work properly.
- The indoor unit is for R410A. See the catalog for indoor models that can be connected. Normal operation is not possible when connected to other units.
- Remote controller (wireless kit) transmitting distance can be shorter than expected in rooms with electronic fluorescent lamps (inverter or rapid start types). Install the indoor unit far away from fluorescent lamps as much as possible.
- Indoor units are for indoor installation only. Outdoor units can be installed either outdoors or indoors.
- Do not install the air conditioner or heat pump in the following locations:
  (a) Where a mineral oil mist or oil spray or vapor is produced, for example, in a kitchen.
  Plastic parts may deteriorate and fall off or result in water leakage.
  (b) Where corrosive gas, such as sulfurous acid gas, is produced.
  Corroding copper pipes or soldered parts may result in refrigerant leakage.
  (c) Near machinery emitting electromagnetic waves.
  Electromagnetic waves may disturb the operation of the control system and cause the unit to malfunction.
  (d) Where flammable gas may leak, where there is carbon fiber, or ignitable dust suspension in the air, or where volatile flammables such as thinner or gasoline are handled.
  Operating the unit in such conditions can cause a fire.
- Take adequate measures to prevent the outdoor unit from being used as a shelter by small animals. Small animals making contact with electrical parts can cause malfunctions, smoke, or fire. Instruct the user to keep the area around the unit clean.

⚠ NOTE

- The outdoor unit should be positioned where the unit and power supply wires (breaker panel to outdoor unit) are at least 10ft (3m) away from any televisions or radios. (The unit may cause interference with the picture or sound.) Depending on the radio waves, a distance of 10ft (3m) may not be sufficient to eliminate the noise.
- Dismantling the unit, treatment of the refrigerant, oil and additional parts must be done in accordance with the relevant local, state, and national regulations.
- Do not use the following tools that are used with conventional refrigerants: gauge manifold, charge hose, gas leak detector, reverse flow check valve, refrigerant charge base, vacuum gauge, or refrigerant recovery equipment.
- If the conventional refrigerant and refrigerator oil are mixed in R410A, the refrigerant may deteriorate.
- This air conditioner or heat pump is an appliance that should not be accessible to the general public.
- As design pressure is 604 psi, the wall thickness of field-installed pipes should be selected in accordance with the relevant local, state, and national regulations.

Accessories

Ⓐ Installation manual	1	Ⓑ Drain socket This is at the bottom of the packaging.	1	Ⓒ Drain cap (1)	6
Ⓓ Drain cap (2)	3	Ⓔ Reducer assy	1	Ⓕ Warranty	1

Precautions for Selecting a Location

1) Choose a place solid enough to bear the weight and vibration of the unit, where the operating sound will not be amplified.
2) Choose a location where the hot air discharged from the unit or the operating sound will not cause a nuisance to the neighbors of the user.
3) Avoid locations, such as near bedrooms, where the operating sound may cause disturbance.
4) There must be sufficient space to carry the unit into and out of the site.
5) There must be sufficient space for air passage and no obstructions around the air inlet and the air outlet.
6) The site must not be prone to flammable gas leaks in the surrounding area.
7) In coastal areas or other places with salty atmosphere or one containing sulphate gas, corrosion may shorten the life of the air conditioner.
8) Since water will flow from the drain of the outdoor unit, do not place under the unit anything which must be kept away from moisture.

NOTE
Cannot be installed suspended from a ceiling or stacked.

⚠ CAUTION

When operating the air conditioner in a low outdoor ambient temperature, be sure to follow the instructions described below.

- To prevent exposure to wind, install the outdoor unit with its suction side facing the wall.
- Never install the outdoor unit at a site where the suction side may be exposed directly to wind.
- To prevent exposure to wind, it is recommended to install a baffle plate on the air discharge side of the outdoor unit.
- In heavy snow areas, select an installation site where the snow will not affect the unit.
- If there is a likelihood of snow accumulating on the outdoor unit, attach a snow protection hood.
- In high humidity areas or heavy snow areas, it is recommended to attach a drain pan heater to prevent ice build-up from the bottom frame.

3

Precautions on Installation

- Check the strength and level of the installation surface so that the unit does not cause any operating vibrations or noise after installation.
- Fix the unit in place securely using foundation bolts, as in the figure. (Prepare 4 sets of 5/16 inch (M8) or 3/8 inch (M10) foundation bolts, nuts and washers; all separately available.)
- It is best to screw in the foundation bolts until their ends are 3/4 inch (20mm) from the foundation surface.

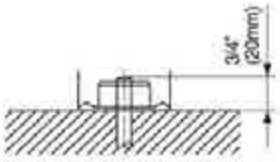

Outdoor Unit Installation Diagram

⚠ CAUTION

- Do not connect the embedded branch piping and the outdoor unit when only carrying out piping work without connecting the indoor unit in order to add another indoor unit later.
  Make sure no dirt or moisture gets into either side of the embedded branch piping.
  Refer to **"7. Refrigerant piping work"** on page 11 for details.
- It is not possible to have only 1 indoor unit connected. **Be sure to connect at least 2 indoor units.**

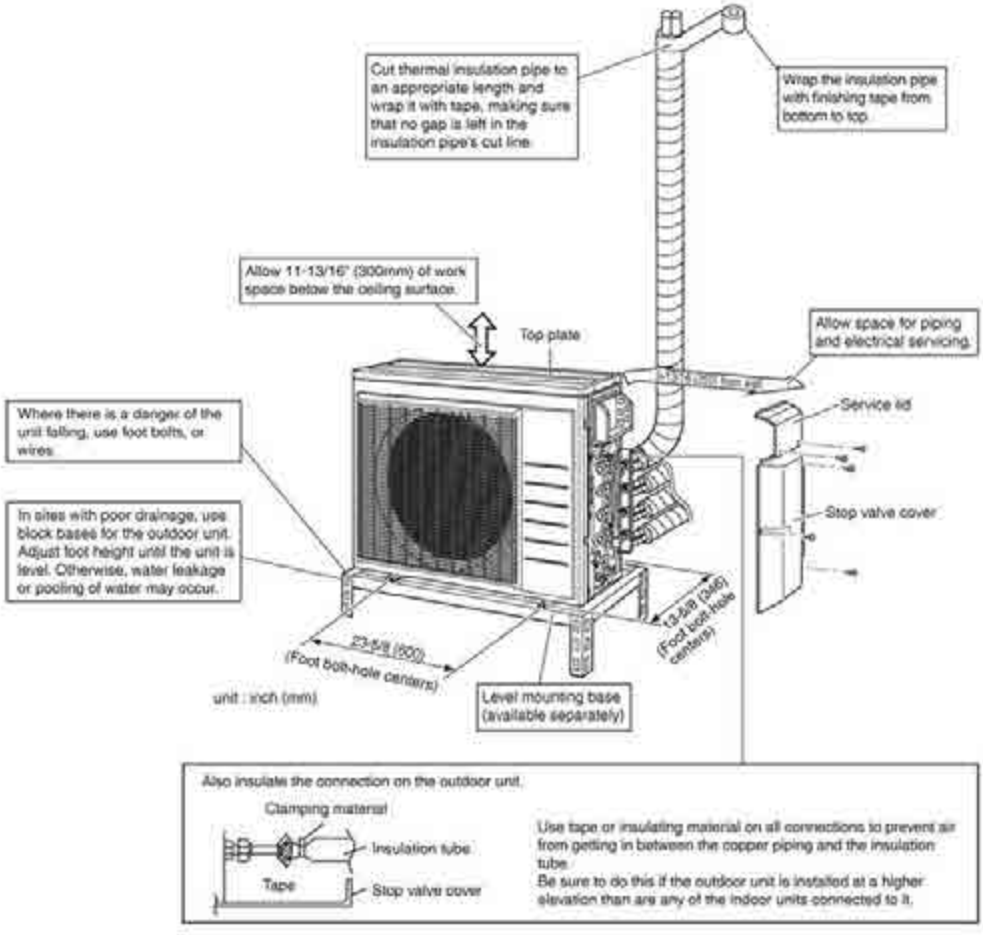

4

Connections (connection port)

Install the indoor unit according to the table below, which shows the relationship between the class of indoor unit and the corresponding port.
The total indoor unit class that can be connected to this unit:

2MXS18*, 2MXL18* – Up to 24000 Btu
3MXS24*, 3MXL24* – Up to 39000 Btu
4MXS36* – Up to 48000 Btu
The line set piping size is determined by the size of the indoor unit fittings.
Reducers are used at the outdoor unit to accommodate the correct gas line pipe size.

Port	2MXS18*, 2MXL18*	3MXS24*, 3MXL24*	4MXS36*
A	07 , 09 , 12	07 , 09 , 12	07 , 09 , 12
B	#(07), #(09), #(12), 15	#(07), #(09), #(12), 15 , 18	#(07), #(09), #(12), 15 , 18
C	———	#(07), #(09), #(12), 15 , 18	#(07), #(09), #(12), 15 , 18
D	———	———	△(07), △(09), △(12), □(15), □(18), 24

◯ : Use a reducer to connect pipes.
: Use No. 2 and 4 reducers
△ : Use No. 5 and 6 reducers
□ : Use No. 1 and 3 reducers

Refer to "**How to Use Reducers**" on page 6 for information on reducer numbers and their shapes.

5

How to Use Reducers

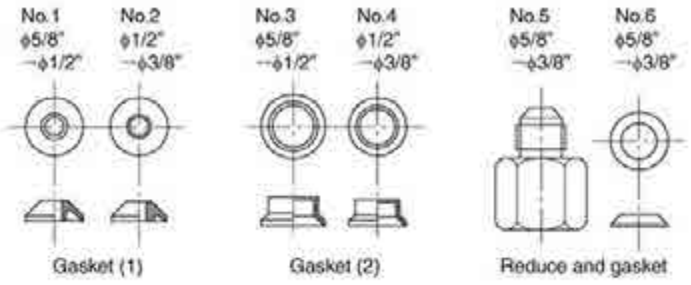

• Use the reducers supplied with the unit as described below.

(1) Connecting a pipe of ϕ1/2 inch (12.7mm) to a gas pipe connection port for ϕ5/8 inch (15.9mm) :

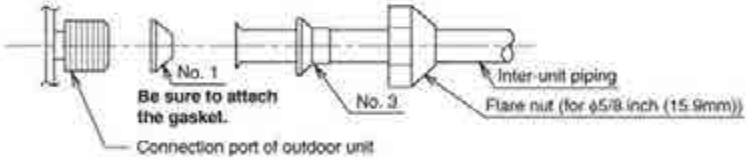

(2) Connecting a pipe of ϕ3/8 inch (9.5mm) to a gas pipe connection port for ϕ5/8 inch (15.9mm) :

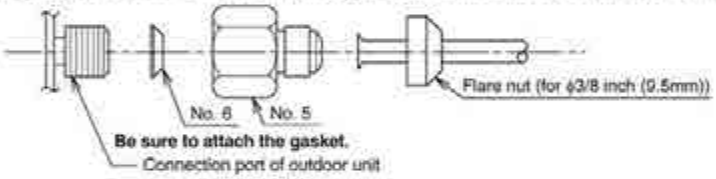

(3) Connecting a pipe of ϕ3/8 inch (9.5mm) to a gas pipe connection port for ϕ1/2 inch (12.7mm) :

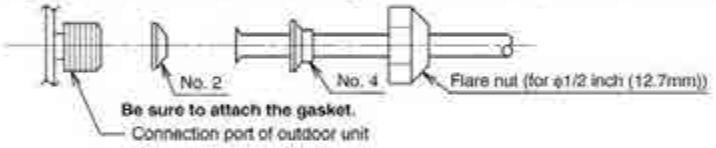

- When using the reducer packing shown above, be careful not to overtighten the nut, or the smaller pipe may become damaged. (Apply about 2/3 to 3/3 the normal torque.)
- Apply a coat of refrigeration oil to the threaded connection port of the outdoor unit where the flare nut comes in.
- Use an appropriate wrench to avoid damaging the connection thread by overtightening the flare nut.

Flare nut tightening torque	
ϕ3/8 inch (9.5mm)	24-1/8 – 29-1/2ft • lbf (32.7-39.9N • m)
ϕ1/2 inch (12.7mm)	36-1/2 – 44-1/2ft • lbf (49.5-60.3N • m)
ϕ5/8 inch (15.9mm)	45-5/8 – 55-5/8ft • lbf (61.8-75.4N • m)

6

Installation Space Requirements

- Position the unit on a horizontal surface. Any tilt in the unit should be 3° or less to the horizontal.
- Where a wall or other obstacle is in the path of outdoor unit's intake or exhaust airflow, follow the installation space requirements below.
- For any of the below installation patterns, the wall height on the outlet side should be 47-1/4 inch (1200mm) or less.

Wall facing one side

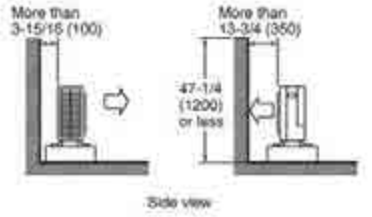

Side view

Walls facing two sides

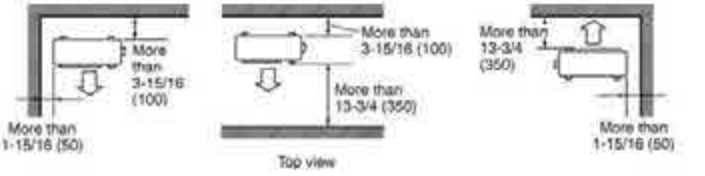

Top view

Walls facing three sides

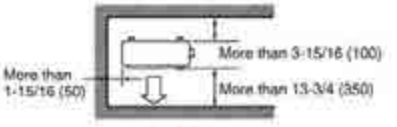

Top view

unit: inch (mm)

Selecting a Location for Installation of the Indoor Units

- The maximum allowable length of refrigerant piping, and the maximum allowable height difference between the outdoor and indoor units, are listed below. (The shorter the refrigerant piping, the better the performance. Connect so that the piping is as short as possible. **Shortest allowable length per room is 10ft (3m).**)

Outdoor unit capacity class	2MXS18*, 2MXL18*	3MXS24*, 4MXS36*, 3MXL24*
Piping to each indoor unit	82ft (25m) max.	
Total length of piping between all units	164ft (50m) max.	230ft (70m) max.

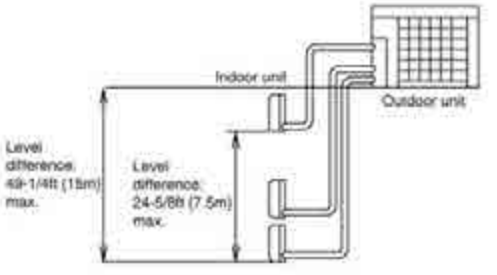

If the outdoor unit is positioned higher than the indoor units.

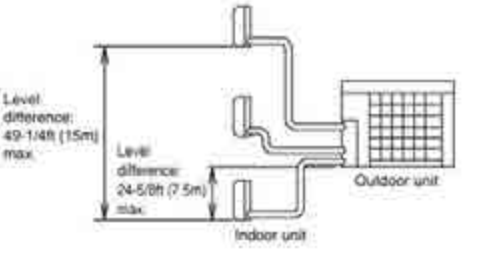

If the outdoor unit is positioned lower than one or more indoor units.

7

Outdoor Unit Installation

1. Installing the outdoor unit

1) When installing the outdoor unit, refer to **"Precautions for Selecting a Location"** on page 3 and the **"Outdoor Unit Installation Diagram"** on page 4.
2) If drain work is necessary, follow the procedures below.

2. Drain work

⚠CAUTION

In cold areas, do not use a drain socket, drain caps (1,2) and a drain hose with the outdoor unit. (Drain water may freeze, impairing heating performance.)

- If the drain port is covered by a mounting base or floor surface, place additional foot bases of at least 1-1/4 inch (30mm) in height under the outdoor unit's feet.

1) Attach Ⓒ drain cap (1) and Ⓓ drain cap (2).
2) Attach Ⓑ drain socket.
   - When attaching Ⓑ drain socket to the bottom frame, make sure to connect the drain hose to the drain socket first.

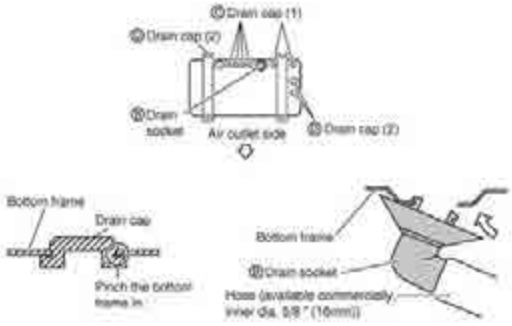

3. Refrigerant piping

⚠CAUTION

- Use the flare nut fixed to the main unit. (This is to prevent the flare nut from cracking as a result of deterioration over time.)
- To prevent gas leakage, apply refrigeration oil only to the inner surface of the flare. (Use refrigeration oil for R410A.)
- Use a torque wrench when tightening the flare nuts to prevent damage to the flare nuts and gas leakage.

- Align the centers of both flares and tighten the flare nuts 3 or 4 turns by hand, then tighten them fully with a spanner and a torque wrench.

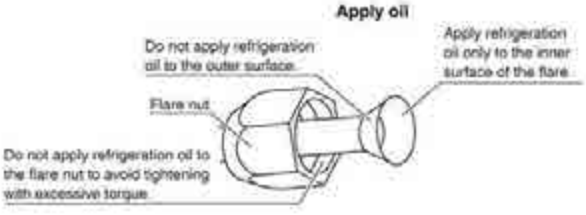

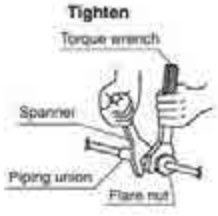

Flare nut tightening torque	
ϕ1/4 inch (6.4mm)	10-1/2 – 12-3/4ft • lbf (14.2-17.2N • m)
ϕ3/8 inch (9.5mm)	24-1/8 – 29-1/2ft • lbf (32.7-39.9N • m)
ϕ1/2 inch (12.7mm)	36-1/2 – 44-1/2ft • lbf (49.5-60.3N • m)
ϕ5/8 inch (15.9mm)	45-5/8 – 55-5/8ft • lbf (61.8-75.4N • m)

Width across flats	11/16 inch (17mm)	3/4 inch (19mm)	7/8 inch (22mm)	1-1/16 inch (27mm)
Valve cap tightening torque	10-1/2 – 12-5/8ft • lbf (14.2-17.2N • m)	12-5/8 – 15-3/8ft • lbf (17.1-20.9N • m)	16 – 20-1/4ft • lbf (21.6-27.4N • m)	35-3/8 – 44-1/8ft • lbf (48-59.8N • m)

Service port cap tightening torque	8 – 10-7/8ft • lbf (10.8-14.7N • m)

8

Outdoor Unit Installation

4. Pressure test and evacuating system

⚠WARNING

- Make sure that air or any matter other than refrigerant (R410A) does not get into the refrigeration cycle.
- If refrigerant gas leaks should occur, ventilate the room as soon and as much as possible.
- R410A, as well as other refrigerants, should always be recovered and never be released directly into the environment.
- Use a vacuum pump for R410A exclusively. Using the same vacuum pump for different refrigerants may damage the vacuum pump or the unit.

⚠CAUTION

It is highly recommended that you do not open/close the stop valves when the outdoor temperature is below -5°F (-21°C) as this may result in refrigerant leakage.

- When piping work is complete, it is necessary to perform a pressure test and evacuate system with a vacuum pump.
- If using additional refrigerant, purge the air from the refrigerant pipes and indoor unit using a vacuum pump, then charge additional refrigerant.
- Use a hexagonal wrench (3/16 inch (4mm)) to operate the stop valve rod.
- All refrigerant pipe joints should be tightened with a torque wrench to the specified tightening torque.

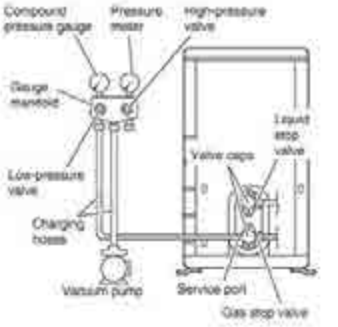

1) Pressurize the liquid pipe and gas pipe from the service ports of each stop valve to 550psi (3.8MPa) (do not pressurize more than 550psi (3.8MPa)) for 1 hour minimum, 24 hours recommended. If there is a pressure drop, check for leaks, make repairs and perform the pressure test again.
2) Connect the gauge manifold's charging hose to the gas stop valve's service port.
3) Fully open the gauge manifold's low-pressure valve (Lo) and completely close its high-pressure valve (Hi). (High-pressure valve will require no further operation.)
4) Evacuate system using vacuum pump to below 500 microns for 1 hour minimum.
5) Close the gauge manifold's low-pressure valve (Lo) and stop vacuum pump. (Maintain this condition for 4-5 minutes to make sure that the compound pressure gauge pointer does not swing back.)*1
6) Remove the valve caps from the liquid stop value and gas stop valve.
7) Turn the liquid stop valve's rod 90° counter-clockwise with a hexagonal wrench to open the valve. Close it after 5 seconds, and check for gas leakage. Using soapy water, check for gas leakage from the indoor unit's flare and outdoor unit's flare and valve rods. After the check is complete, wipe all soapy water off.
8) Disconnect the charging hose from the gas stop valve's service port, then fully open the liquid and gas stop valves. (Do not attempt to turn the valve rod further than it can go.)
9) Tighten the valve caps and service port caps for the liquid and gas stop valves with a torque wrench to the specified torques. Refer to **"3. Refrigerant piping"** on page 8 for details.

*1 If the compound pressure gauge pointer swings back, the refrigerant may have water content or there may be a loose pipe joint. Check all pipe joints and retighten nuts as needed, then repeat steps 3) through 5).

5. Refilling refrigerant

Check the type of refrigerant to be used on the machine nameplate.
Precautions when adding R410A
Fill from the liquid pipe in liquid form.
R410A is a mixed refrigerant, so adding it in gas form may cause the refrigerant composition to change, preventing normal operation.

1) Before filling, check whether the cylinder has a siphon attached or not. (It should have something like "liquid filling siphon attached" displayed on it.)

Filling a cylinder with an attached siphon

Stand the cylinder upright when filling.

There is a siphon pipe inside, so the cylinder need not be upside-down to fill with liquid.

Filling other cylinders

Turn the cylinder upside-down when filling.

- Be sure to use the R410A tools to ensure pressure and to prevent foreign objects entering.

6. Charging with refrigerant

- If the total length of piping for all rooms exceeds the figure listed below, additionally charge with 0.21oz/ft (20g/m) of refrigerant (R410A) for each additional piping length.

Outdoor unit capacity class	2MXS18*, 2MXL18*	3MXS24*, 4MXS36*, 3MXL24*
Total length of piping for all rooms	98-3/8ft (30m)	131-1/4ft (40m)

- If additional refrigerant has been charged list the amount added on the nameplate on the reverse side of the service lid.

⚠CAUTION

Even though the stop valve is fully closed, the refrigerant may slowly leak out; do not leave the flare nut removed for a long period of time.

Outdoor Unit Installation

7. Refrigerant piping work

7-1. Cautions on pipe handling

- Protect the open end of the pipe from dust and moisture.
- All pipe bends should be as gentle as possible. Use a pipe bender for bending.

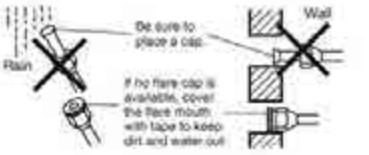

7-2. Selection of copper and heat insulation materials

When using commercial copper pipes and fittings, observe the following:

- Insulation material: Polyethylene foam
  Heat transfer rate: 0.041 to 0.052W/mK (0.024 to 0.030Btu/fth°F (0.035 to 0.045kcal/mh°C))
  Be sure to use insulation that is designed for use with HVAC Systems.
- Be sure to insulate both the gas and liquid piping and observe the insulation dimensions as below.

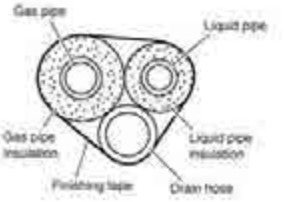

	Piping size	Minimum bend radius	Piping thickness	Thermal insulation size	Thermal insulation thickness
Gas side	O.D. 3/8 inch (9.5mm)	1-3/16 inch (30mm) or more	0.031 inch (0.8mm) (C1220T-O)	I.D. 15/32-19/32 inch (12-15mm)	13/32 inch (10mm) Min.
	O.D. 1/2 inch (12.7mm)	1-9/16 inch (40mm) or more		I.D. 9/16-5/8 inch (14-16mm)	
	O.D. 5/8 inch (15.9mm)	1-15/16 inch (50mm) or more	0.039 inch (1.0mm) (C1220T-O)	I.D. 5/8-13/16 inch (16-20mm)	
Liquid side	O.D. 1/4 inch (6.4mm)	1-3/16 inch (30mm) or more	0.031 inch (0.8mm) (C1220T-O)	I.D. 5/16-13/32 inch (8-10mm)	

- Use separate thermal insulation pipes for gas and liquid refrigerant pipes.

8. Flaring the pipe end

1) Cut the pipe end with a pipe cutter.
2) Remove burrs with the cut surface facing downward so that the chips do not enter the pipe.
3) Put the flare nut on the pipe.
4) Flare the pipe.
5) Check that the flaring is properly made.

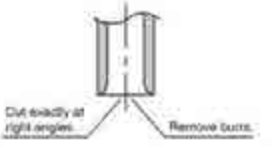

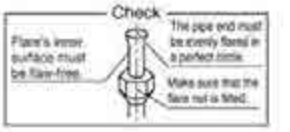

Flaring

Set exactly at the position shown below.

	Flare tool for R410A	Conventional flare tool	
	Clutch-type	Clutch-type (Rigid-type)	Wing-nut type (Imperial-type)
A	0-0.020 inch (0-0.5mm)	0.039-0.059 inch (1.0-1.5mm)	0.059-0.079 inch (1.5-2.0mm)

⚠WARNING

- Do not use mineral oil on flared part.
- Prevent mineral oil from getting into the system as this would reduce the service life of the units.
- Never use piping which has been used for previous installations. Only use parts which are delivered with the unit.
- Never install a dryer to this R410A unit in order to guarantee its service life.
- The drying material may dissolve and damage the system.
- Incomplete flaring may cause refrigerant gas leakage.

Wiring

⚠ WARNING

- Do not use tapped wires, extension cords, or starburst connections, as they may cause overheating, electric shock, or fire.
- Do not use locally purchased electrical parts inside the product. (Do not branch the power for the drain pump, etc., from the terminal block.) Doing so may cause electric shock or fire.
- The circuit must be protected with safety devices in accordance with local and national codes, i.e. a circuit breaker.
- Use an all-pole disconnection type circuit breaker with at least 1/8 inch (3mm) between the contact point gaps.
- When carrying out wiring, take care not to pull at the conduit.
- Do not connect the power wire to the indoor unit. Doing so may cause electric shock or fire.

- Do not turn on the circuit breaker until all work is completed.

[Method of Mounting Conduit]

• When connecting indoor units for 3 rooms or more, open knockout holes without deforming the conduit mounting plate.

1) Dismount the service lid by removing the 2 screws.
2) Slide the protection plate up and remove it.
3) Pass wires through the conduit and secure them with a lock nut.

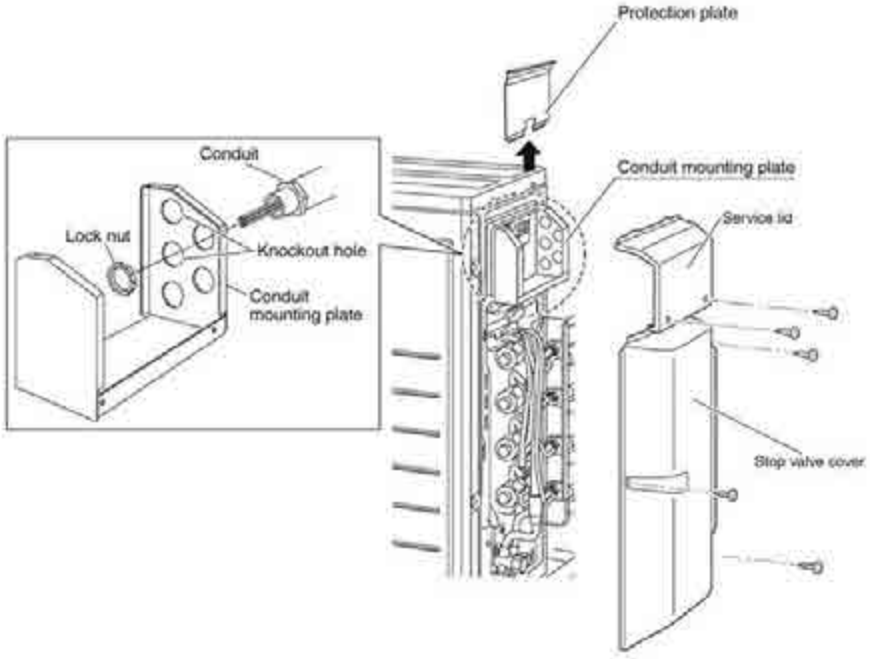

12

Wiring

[Wiring procedure]

1) Strip the insulation from the wire (3/4inch (20mm)).
2) Connect the inter-unit wires between the indoor and outdoor units **so that the terminal numbers match.** Tighten the terminal screws securely. It is recommended that a slot-head screwdriver be used to tighten the screws.
3) **Be sure to match the symbols for wiring and piping.**
4) Pull the wire lightly to make sure that it does not disconnect.
5) Pass the wiring through the cutout on the bottom of the protection plate and attach the protection plate.
6) After completing the work, reattach the service lid to its original position.

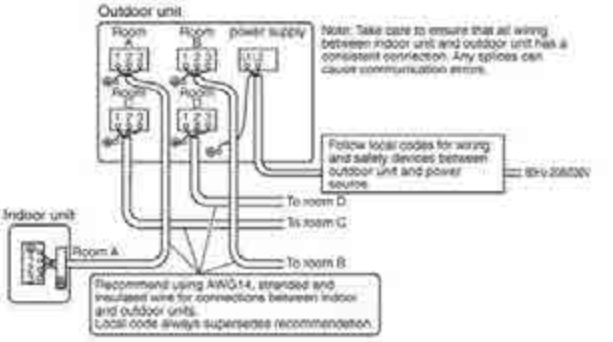

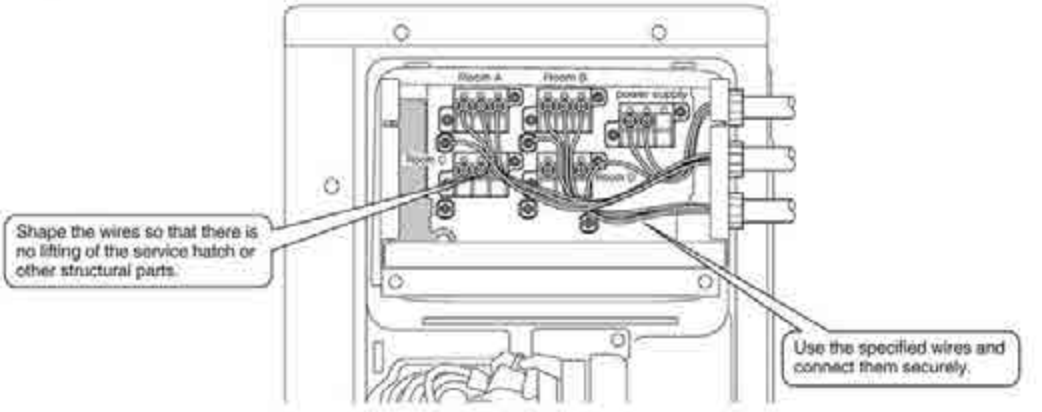

⚠CAUTION

Precautions to be taken for power supply wiring

- When using stranded wires, make sure to use the round crimp-style terminal for connection to the power supply terminal block.

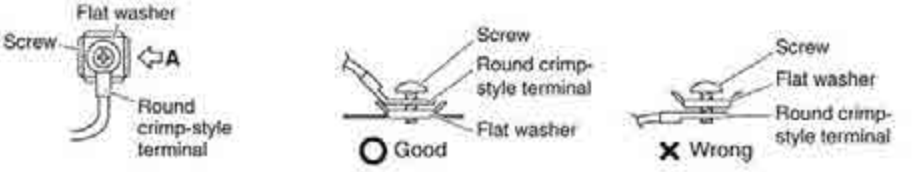

Arrow view A

- When connecting the inter-unit wires to the terminal block using a single core wire, be sure to curl the end of the lead. Improper work may cause heat and fires.

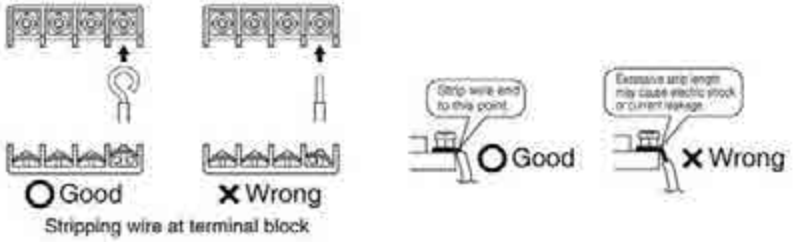

Stripping wire at terminal block

Ground

This air conditioner must be grounded. For grounding, follow all local, and state electrical codes.

13

Priority Room Setting

- To use priority room setting, initial settings must be made when the unit is installed. Explain the priority room setting, as described below, to the user, and confirm whether or not the user wants to use priority room setting.
  Setting it in the guest and living rooms is convenient.

About the priority room setting function

The indoor unit for which priority room setting is applied takes priority in the following cases.

1) Operation mode priority

The operation mode of the indoor unit which is set for priority room setting takes priority. If the set indoor unit is operating, all other indoor units do not operate and enter standby mode, according to the operation mode of the set indoor unit.

2) Priority during powerful operation

If the indoor unit which is set for priority room setting is operating at powerful, the capabilities of other indoor units will be somewhat reduced. Power supply gives priority to the indoor unit which is set for priority room setting.

3) Quiet operation priority

Setting the indoor unit to quiet operation will make the outdoor unit run quietly.

Setting procedure

Slide the priority room setting switch (SW4) to the on side for the switch that corresponds to the piping connected to the indoor unit to be set.
(In the figure below, it is room A.)
Once the settings are complete, switch the power on.

Be sure to set only one room.

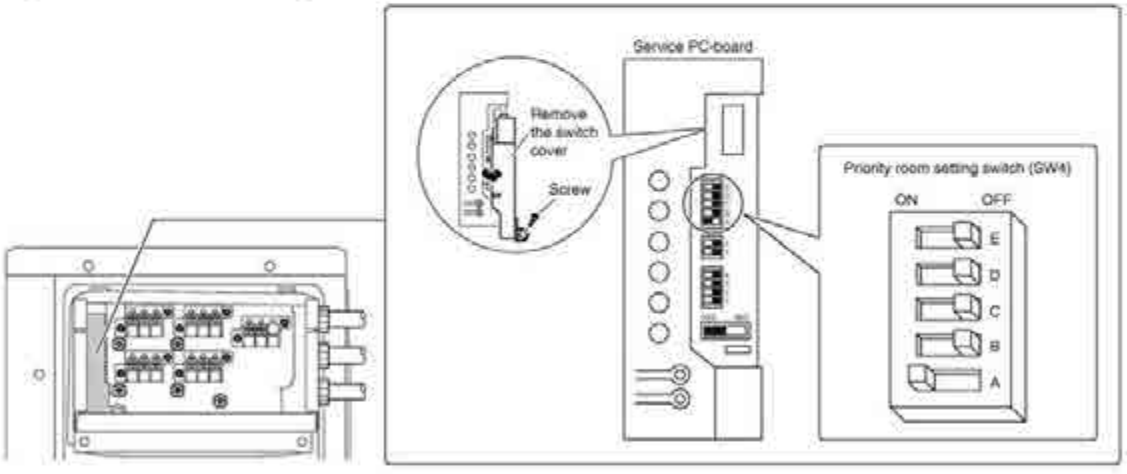

Night Quiet Mode setting

- If night quiet mode is to be used, initial settings must be made when the unit is installed. Explain night quiet mode, as described below, to the user, and confirm whether or not the user wants to use night quiet mode.

About night quiet mode

The night quiet mode function reduces operating noise of the outdoor unit at nighttime. This function is useful if the user is worried about the effects of the operating noise on the neighbors.
However, if night quiet mode is running, cooling capacity will be saved.

Setting procedure

Turn the night quiet mode switch (SW6-1) to on.

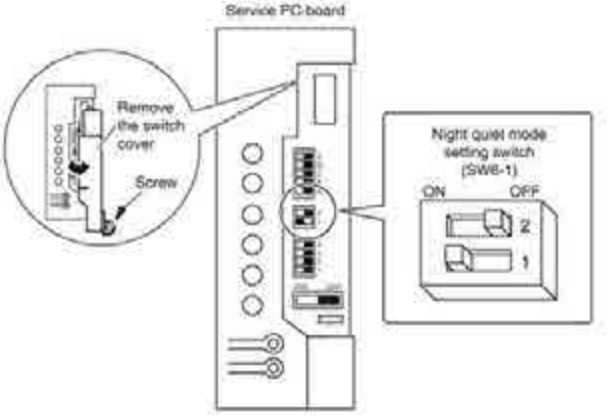

COOL/ HEAT mode lock [S15]

- Use the S15 connector to set the unit to only cool or heat.
  Setting to only heat (H) : short-circuit pins 1 and 3 of the connector [S15]
  Setting to only cool (C) : short-circuit pins 3 and 5 of the connector [S15]
  The following specifications apply to the connector housing and pins.
  JST products Housing: VHR-5N
  Pin: SVH-21T-1.1
  Note that forced operation is also possible in COOL/HEAT mode.

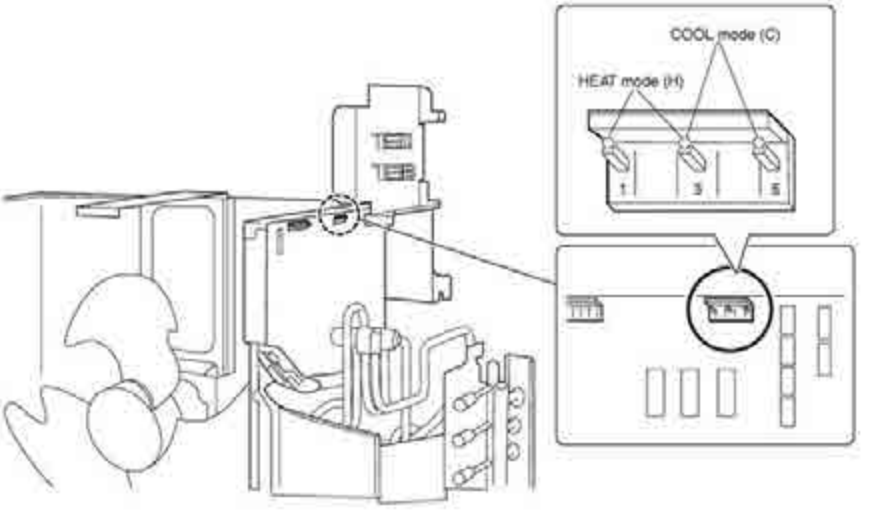

Pump Down Operation

In order to protect the environment, be sure to pump down when relocating or disposing of the unit.

1) Remove the valve cap from liquid stop valve and gas stop valve.
2) Carry out forced cooling operation.
3) After 5 to 10 minutes, close the liquid stop valve with a hexagonal wrench.
4) After 2 to 3 minutes, close the gas stop valve and stop forced cooling operation.
5) Attach the valve cap once procedures are complete.

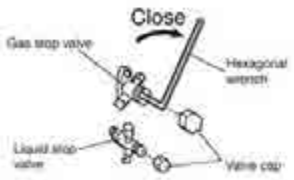

Forced cooling operation

1) Turn off the power.
2) Remove the service lid (2 screws).
3) Remove the service PC-board switch cover (1 screw).
4) Switch SW5 and SW6 to off.
5) Turn the operation mode switch (SW2) to COOL.
6) Screw the service PC-board switch cover back on (1 screw).
7) Turn on the power.
8) Push the forced operation switch (SW1) above the service PC-board cover. (The operation will start.)
   - Forced cooling operation will stop automatically after about 10 minutes. To stop the operation, push the forced operation switch (SW1).

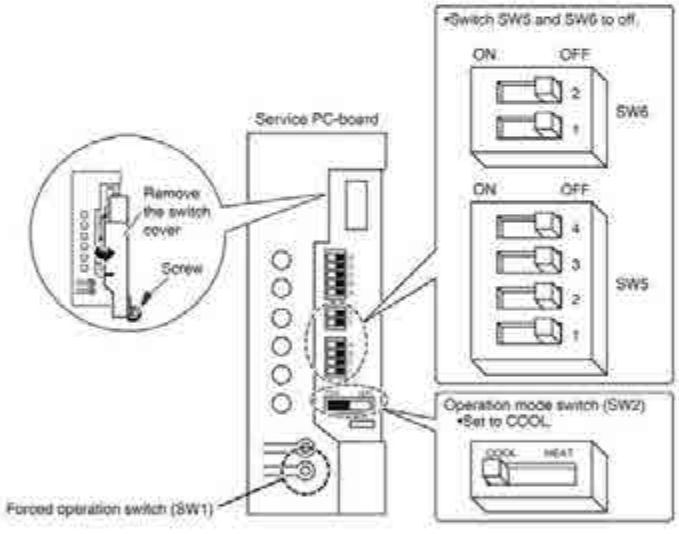

⚠WARNING

Do not remove the switch cover unless the power has been turned off. (Risk of electric shock)

Trial Operation and Testing

- Before starting the trial operation, measure the voltage at the primary side of the circuit breaker.
- Check that all liquid and gas stop valves are fully open.
- Check that piping and wiring all match. The wiring error check can be conveniently used for underground wiring and other wiring that cannot be directly checked. However, if the outside air temperature is 41°F (5°C) or less, the wiring error check function will not operate.

1. Wiring error check

This product is capable of automatic correction of wiring errors.

Press the wiring error check switch on the outdoor unit service PC-board for about 3 seconds. However, the wiring error check switch will not function for 3 minutes after the safety breaker is turned on. About 15-20 minutes after the switch is pressed, the errors in the connection wiring will be corrected.

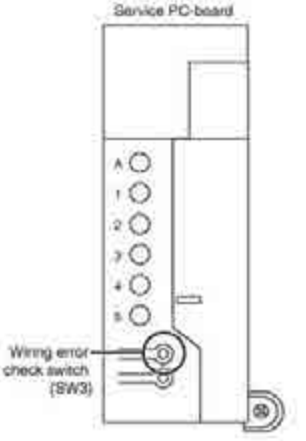

The service monitor LEDs indicate whether or not correction is possible, as shown in the table below. For details on how to read the LED display, refer to the collective indications label on the reverse side of the top plate or the service manual.

If self-correction is not possible, check the indoor unit wiring and piping in the usual manner.

LED	1	2	3	4	Message
Status	All Flashing				Automatic correction impossible
	Flashing One after another				Automatic correction completed
	☼ (One or more of LEDs 1 to 4 are ON)				Abnormal stop [Note. 3]

Wiring correct example

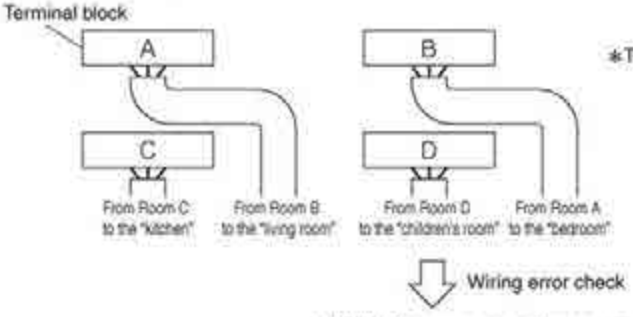

*The figure at left shows branch wiring.

LED lighting sequence after a wiring correction.

Order of LED flashing: 2 → 1 → 3 → 4

NOTE

1) For two rooms, LED 3,4 and 5 are not displayed, and for three rooms, LED 4 and 5 is not displayed, and for four rooms, LED 5 is not displayed.
2) After wiring error check operation is completed, LED indication will continue until ordinary operation starts. This is normal.
3) Follow the product diagnosis procedures. (Details of product error diagnosis are listed on the reverse side of the top plate.)

2. Trial operation and testing

- During the trial operation, first check the operation of each unit individually. After this, check the simultaneous operation of all indoor units. Check both COOL and HEAT operations.

2-1. Measure the supply voltage and make sure that it is within the specified range.

2-2. In COOL operation, select the lowest programmable temperature; in HEAT operation, select the highest programmable temperature.

2-3. Carry out the trial operation following the instructions in the operation manual to ensure that all functions and parts, such as the movement of the flap, are working properly.

- To protect the air conditioner, restart operation is disabled for 3 minutes after the system has been turned off.
- When trial operation is conducted in HEAT operation directly after the circuit breaker is turned on, in some cases no air will be output for about 3 to 20 minutes in order to protect the air conditioner.
- During COOL operation, frost may form on the gas stop valve or other parts. This is normal.

2-4. After running the unit for about 20 minutes, measure the temperatures at the indoor unit inlet and outlet.

- If the measurements are above the values shown in the table below, then they are normal.

	COOL operation	HEAT operation
Temperature difference between inlet and outlet	About 14°F (8°C)	About 36°F (20°C)

(When running in one room)

2-5. After trial operation is complete, set the temperature to a normal level (78°F to 82°F (26°C to 28°C) in COOL operation, 68°F to 75°F (20°C to 24°C) in HEAT operation).

- When operating the air conditioner in COOL operation in winter, or HEAT operation in summer, activate trial operation mode by following the instructions in the installation manual for the indoor unit.
- The air conditioner draws a small amount of power in its standby mode. If the system is not to be used for some time after installation, shut off the circuit breaker to eliminate unnecessary power consumption.
- If the circuit breaker trips to shut off the power to the air conditioner, the system will restore the original operation mode when the circuit breaker is opened again.

3. Test items

Test item	Symptom	Check
Indoor and outdoor units are installed properly on solid bases.	Fall, vibration, noise	
No refrigerant gas leaks.	Incomplete cooling/heating function	
Refrigerant gas and liquid pipes and indoor drain hose extension are thermally insulated.	Water leakage	
Draining line is properly installed.	Water leakage	
System is properly grounded.	Electrical leakage	
The electric wires are connected correctly.	Incomplete cooling/heating function	
The specified wires are used for inter-unit wiring.	No operation or burn damage	
Indoor or outdoor unit's air inlet or air outlet are unobstructed.	Incomplete cooling/heating function	
Stop valves are opened.	Incomplete cooling/heating function	
The wiring and piping marks for each indoor unit (room A, room B, room C, and room D) match.	Incomplete cooling/heating function	
The priority room setting is set for only 1 room.	The priority room setting will not function.	

3P500432-6E

Part 3
Operation Manual

1. FTXR, CTXS, FTXS, CDXS, FDXS, FVXS Series 500
1.1 Manual Contents and Reference Page 500
1.2 Safety Considerations 501
1.3 Names of Parts 503
1.4 Preparation before Operation 519
1.5 AUTO · DRY · COOL · HEAT · FAN Operation 523
1.6 Adjusting the Airflow Direction and Rate 526
1.7 COMFORT AIRFLOW / INTELLIGENT EYE Operation 536
1.8 POWERFUL Operation 541
1.9 POWERFUL / ECONO / OUTDOOR UNIT QUIET Operation 542
1.10 ECONO / OUTDOOR UNIT QUIET Operation 544
1.11 OUTDOOR UNIT QUIET Operation 545
1.12 ECONO Operation 546
1.13 TIMER Operation 547
1.14 WEEKLY TIMER Operation 551
1.15 Note for Multi System 563
1.16 Care and Cleaning 565
1.17 Troubleshooting 581
1.18 Quick Reference 597
2. FDMQ, FFQ Series 598
2.1 Manual Contents and Reference Page 598
2.2 FDMQ Series 599
2.3 FFQ Series 609
2.4 <BRC1E73> Wired Remote Controller for FDMQ, FFQ Series 617
2.5 <BRC082A43> Wireless Remote Controller for FDMQ Series 667
2.6 <BRC082A41W, BRC082A42W(S)>
Wireless Remote Controller for FFQ Series 675

1. FTXR, CTXS, FTXS, CDXS, FDXS, FVXS Series

1.1 Manual Contents and Reference Page

Model Series	FTXR Series	CTXS, FTXS Series
Read Before Operation		
Safety Considerations	501	501
Names of Parts	503	507 ★1
Preparation before Operation	519	521 ★1
Operation		
AUTO · DRY · COOL · HEAT · FAN Operation	523	524 ★1
Adjusting the Airflow Direction and Rate	526	528, 530
COMFORT AIRFLOW / INTELLIGENT EYE Operation	536	539
POWERFUL Operation ★2	541	541
POWERFUL / ECONO / OUTDOOR UNIT QUIET Operation	—	—
ECONO / OUTDOOR UNIT QUIET Operation	544	—
OUTDOOR UNIT QUIET Operation ★1	—	545
ECONO Operation ★1	—	546
TIMER Operation	547	549 ★1
WEEKLY TIMER Operation	551	557 ★1
Multi Connection		
Note for Multi System ★2	563	563
Care		
Care and Cleaning	565	569 ★1
Troubleshooting		
Troubleshooting	581	587 ★1
Quick Reference ★2	597	597
Drawing No.	3P436086-1C	3P297290-1G 3P297290-2G

Model Series	CDXS, FDXS Series	FVXS Series
Read Before Operation		
Safety Considerations	501	501
Names of Parts	511	515
Preparation before Operation	521 ★3	519 ★2
Operation		
AUTO · DRY · COOL · HEAT · FAN Operation	524 ★1	524 ★1
Adjusting the Airflow Direction and Rate	532	533
COMFORT AIRFLOW / INTELLIGENT EYE Operation	—	—
POWERFUL Operation ★2	541	—
POWERFUL / ECONO / OUTDOOR UNIT QUIET Operation	—	542
ECONO / OUTDOOR UNIT QUIET Operation	—	—
OUTDOOR UNIT QUIET Operation ★1	545	—
ECONO Operation ★1	546	—
TIMER Operation	549 ★1	549 ★1
WEEKLY TIMER Operation	—	557 ★1
Multi Connection		
Note for Multi System ★2	563	563
Care		
Care and Cleaning	574	576
Troubleshooting		
Troubleshooting	587 ★1	592
Quick Reference ★2	597	597
Drawing No.	3P297290-4G	3P379751-5D

★1: Illustrations are for CTXS07LVJU as representative.

★2: Illustrations are for FTXR Series as representative.

★3: Illustrations are for CDXS, FDXS Series as representative.

1.2 Safety Considerations

Read Before Operation

Safety Considerations

Read these **Safety Considerations for Operations** carefully before operating an air conditioner or heat pump.
Make sure that the unit operates properly during the startup operation. Instruct the user on how to operate and maintain the unit.
Inform users that they should store this operation manual with the installation manual for future reference.
Meanings of **DANGER**, **WARNING**, **CAUTION**, and **NOTE** Symbols:

⚠ **DANGER** ····· Indicates an imminently hazardous situation which, if not avoided, will result in death or serious injury.

⚠ **WARNING** ····· Indicates a potentially hazardous situation which, if not avoided, could result in death or serious injury.

⚠ **CAUTION** ····· Indicates a potentially hazardous situation which, if not avoided, may result in minor or moderate injury. It may also be used to alert against unsafe practices.

⚠ **NOTE** ····· Indicates situations that may result in equipment or property-damage accidents only.

⚠ DANGER

- Do not install the unit in an area where flammable materials are present due to risk of explosion resulting in serious injury or death.
- Any abnormalities in the operation of the air conditioner or heat pump, such as smoke or fire, could result in severe injury or death. Turn off the power and contact your dealer immediately.
- Refrigerant gas may produce toxic gas if it comes into contact with fire, such as from a fan heater, stove, or cooking device. Exposure to this gas could cause severe injury or death.
- For refrigerant leakage, consult your dealer. Refrigerant gas is heavier than air and replaces oxygen. A massive leak could lead to oxygen depletion, especially in basements, and an asphyxiation hazard could occur leading to serious injury or death.
- If equipment utilizing a burner is used in the same room as the air conditioner or heat pump, there is the danger of oxygen deficiency which could lead to an asphyxiation hazard resulting in serious injury or death. Be sure to ventilate the room sufficiently to avoid this hazard.
- Safely dispose of the packing materials. Packing materials, such as nails and other metal or wooden parts, may cause stabs or other injuries.
- Tear apart and throw away plastic packaging bags so that children will not play with them. Children playing with plastic bags face the danger of death by suffocation.

⚠ WARNING

- Contact your dealer for repair and maintenance. Improper repair and maintenance may result in water leakage, electric shock, and fire. Only use accessories made by Daikin that are specifically designed for use with the equipment and have them installed by a professional.
- Contact your dealer to move and reinstall the air conditioner or heat pump. Incomplete installation may result in water leakage, electric shock, and fire.
- Never let the indoor unit or the remote controller get wet. Water can cause an electric shock or a fire.
- Never use flammable spray such as hair spray, lacquer, or paint near the unit. Flammable spray may cause a fire.
- When a fuse blows out, never replace it with one of incorrect ampere ratings or different wires. Always replace any blown fuse with a fuse of the same specification.
- Never remove the fan guard of the unit. A fan rotating at high speed without the fan guard is very dangerous.
- Never inspect or service the unit by yourself. Contact a qualified service person to perform this work.
- Turn off all electrical power before doing any maintenance to avoid the risk of serious electric shock; never sprinkle or spill water or liquids on the unit.
- Do not touch the switch with wet fingers. Touching a switch with wet fingers can cause electric shock.
- Do not allow children to play on or around the unit to prevent injury.
- The heat exchanger fins are sharp enough to cut. To avoid injury wear gloves or cover the fins while working around them.
- Do not put a finger or other objects into the air inlet or air outlet. The fan is rotating at high speed and will cause injury.
- Check the unit foundation for damage on a continuous basis, especially if it has been in use for a long time. If left in a damaged condition the unit may fall and cause injury.
- Placing a flower vase or other containers with water or other liquids on the unit could cause a shock or fire if a spill occurs.
- Do not touch the air outlet or horizontal blades while the swing flap is in operation because fingers could get caught and injured.
- Never touch the internal parts of the controller. Do not remove the front panel because some parts inside are dangerous to touch. To check and adjust internal parts, contact your dealer.

⚠ CAUTION

- Do not use the air conditioner or heat pump for any other purposes other than comfort cooling or heating. Do not use the unit for cooling precision instruments, food, plants, animals or works of art.

- Do not place items under the indoor unit as they may be damaged by condensates that may form if the humidity is above 80% or if the drain outlet gets blocked.
- Before cleaning, stop the operation of the unit by turning the power off or by pulling the supply cord out from its receptacle. Otherwise, an electric shock and injury may result.
- Do not wash the air conditioner or heat pump with excessive water. An electric shock or fire may result.
- Avoid placing the controller in a spot splashed with water. Water entering the controller may cause an electric shock or damage the internal electronic parts.
- Do not operate the air conditioner or heat pump when using a room-fumigation type of insecticide. Failure to observe this could cause the chemicals to be deposited in the unit and can endanger the health of those who are hypersensitive to chemicals.
- Do not turn off the power immediately after stopping operation. Always wait for at least 5 minutes before turning off the power. Otherwise, water leakage may occur.
- The appliance is not intended for use by young children or infirm persons without supervision.
- The remote controller should be kept away from children so they cannot play with it.
- Consult with the installation contractor for cleaning.
- Incorrect cleaning of the inside of the air conditioner or heat pump could make the plastics parts break and cause water leakage or electric shock.
- Do not touch the air inlet or aluminum fin of the air conditioner or heat pump as they can cut and cause injury.
- Do not place objects in direct proximity of the outdoor unit. Do not let leaves and other debris accumulate around the unit. Leaves are a hotbed for small animals which can enter the unit. Once inside the unit, animals can cause the unit to malfunction, and cause smoke or fire when they make contact with electrical parts.

⚠ NOTE

- Never press the button of the remote controller with a hard, pointed object. The remote controller may be damaged.
- Never pull or twist the electric wire of the remote controller. It may cause the unit to malfunction.
- Do not place appliances that produce open flames in places that are exposed to the airflow of the unit or under the indoor unit. It may cause incomplete combustion or deformation of the unit due to the heat.
- Do not expose the controller to direct sunlight. The LCD display can become discolored and may fail to display the data.
- Do not wipe the controller operation panel with benzene, thinner, chemical dust cloth, etc. The panel may get discolored or the coating can peel off. If it is heavily dirty, soak a cloth in water-diluted neutral detergent, squeeze it well and wipe the panel clean. Then wipe it with another dry cloth.
- Dismantling of the unit, disposal of the refrigerant, oil, and additional parts, shall be done in accordance with the relevant local, state, and national regulations.
- Operate the air conditioner or heat pump in a sufficiently ventilated area and not surrounded by obstacles. Do not use the air conditioner or heat pump in the following places.
  a. Places with a mist of mineral oil, such as cutting oil.
  b. Locations such as coastal areas where there is a lot of salt in the air.
  c. Locations such as hot springs where there is a lot of sulfur in the air.
  d. Locations such as factories where the power voltage varies a lot.
  e. In cars, boats, and other vehicles.
  f. Locations such as kitchens where oil may splatter or where there is steam in the air.
  g. Locations where equipment produces electromagnetic waves.
  h. Places with an acid or alkaline mist.
  i. Places where fallen leaves can accumulate or where weeds can grow.
- Take snow protection measures. Contact your dealer for the details of snow protection measures, such as the use of a snow protection hood.
- Do not attempt to do electrical work or grounding work unless you are licensed to do so. Consult with your dealer for electrical work and grounding work.
- Pay attention to operating sound. Be sure to use the following places:
  a. Places that can sufficiently withstand the weight of the air conditioner or heat pump yet can suppress the operating sound and vibration.
  b. Places where warm air from the air outlet of the outdoor unit or the operating sound of the outdoor unit does not annoy neighbors.
- Make sure that there are no obstacles close to the outdoor unit. Obstacles close to the outdoor unit may drop the performance of the outdoor unit or increase the operating sound of the outdoor unit.
- Consult your dealer if the air conditioner or heat pump in operation generates unusual noise.
- Make sure that the drainpipe is installed properly to drain water. If no water is discharged from the drainpipe while the air conditioner or heat pump is in the cooling mode, the drainpipe may be clogged with dust or dirt and water leakage from the indoor unit may occur. Stop operating the air conditioner or heat pump and contact your dealer.

1.3 Names of Parts

FTXR Series

Read Before Operation

Names of Parts

Indoor Unit

• Appearance of the indoor unit may differ.

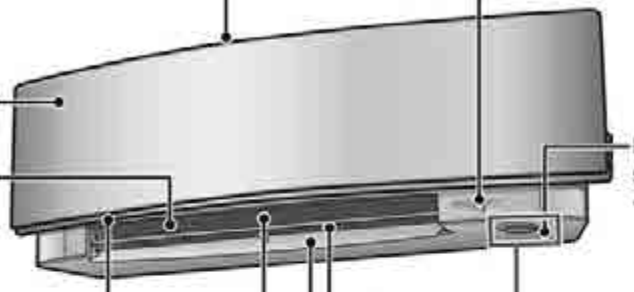

Air inlet

Upper front panel

Air outlet

INTELLIGENT EYE sensor
• Detects the movements of people and automatically switches between normal operation and energy saving operation.

Indoor temperature sensor
• Detects the air temperature around the unit.

Lower front panel
• It is located on the back of the upper front panel during operation.

Flaps (horizontal blades)

Louvers (vertical blades)
• The louvers are inside of the air outlet.

Display

Multi-monitor lamp and TIMER lamp

Multi-monitor lamp
• The lamp color changes according to the operation.

Operation	Multi-monitor lamp
AUTO	Red/Blue
DRY	Green
COOL	Blue
HEAT	Red
FAN	White
TIMER	Orange

INTELLIGENT EYE lamp (green)

Signal receiver and Indoor unit ON/OFF switch

Signal receiver
• Receives signals from the remote controller.
• When the unit receives a signal, you will hear a beep sound.

Case	Sound type
Operation start	beep-beep
Setting changed	beep
Operation stop	long beep

TIMER lamp
• When operation by timer has been set, the multi-monitor lamp periodically changes to orange. After lighting orange for about 5 seconds, it returns to the color of the operation mode. The multi-monitor lamp will turn orange on and off in cyclic manner while the air conditioner is not in operation.

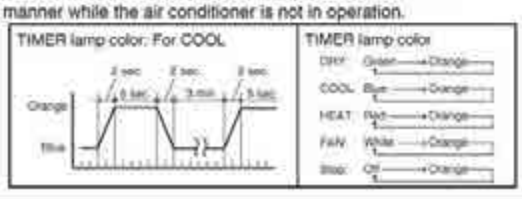

Indoor unit ON/OFF switch
• Press this switch once to start operation. Press once again to stop it.
• For the operation mode setting, refer to the following table.

Mode	Temperature setting	Airflow rate
AUTO	77°F (25°C)	AUTO

• This switch can be used when the remote controller is missing.

■ Open the upper front panel

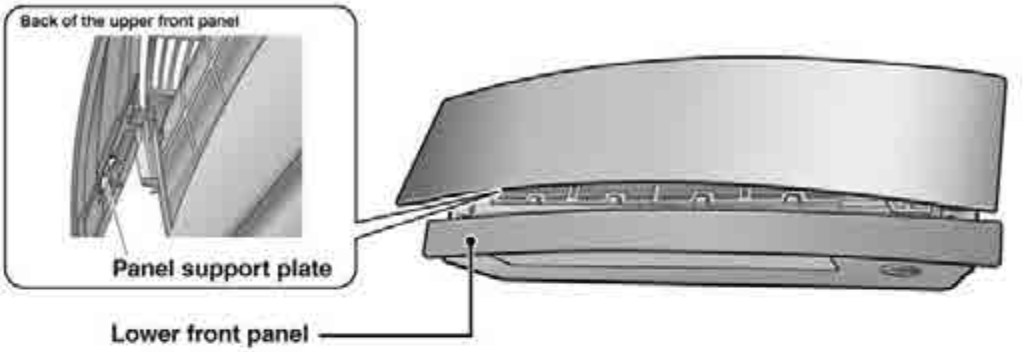



Outdoor Unit

• The appearance of the outdoor unit may differ between different models.

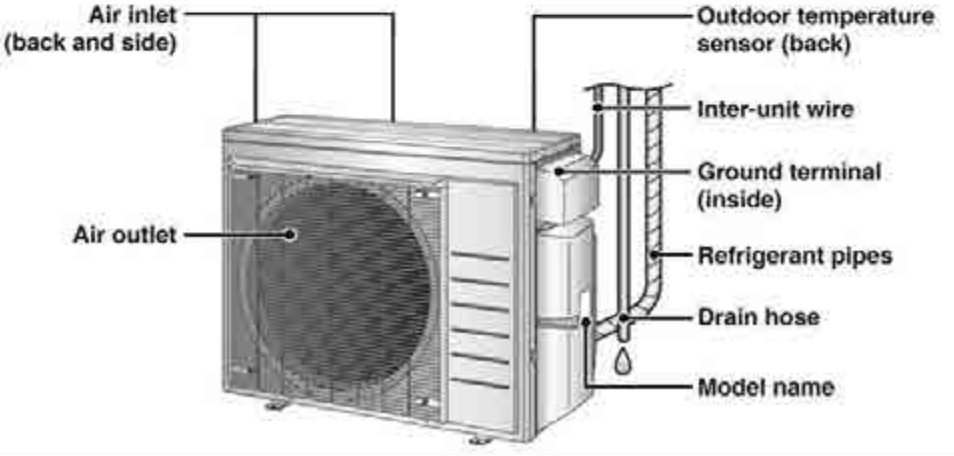

Read Before Operation

Names of Parts

Remote Controller

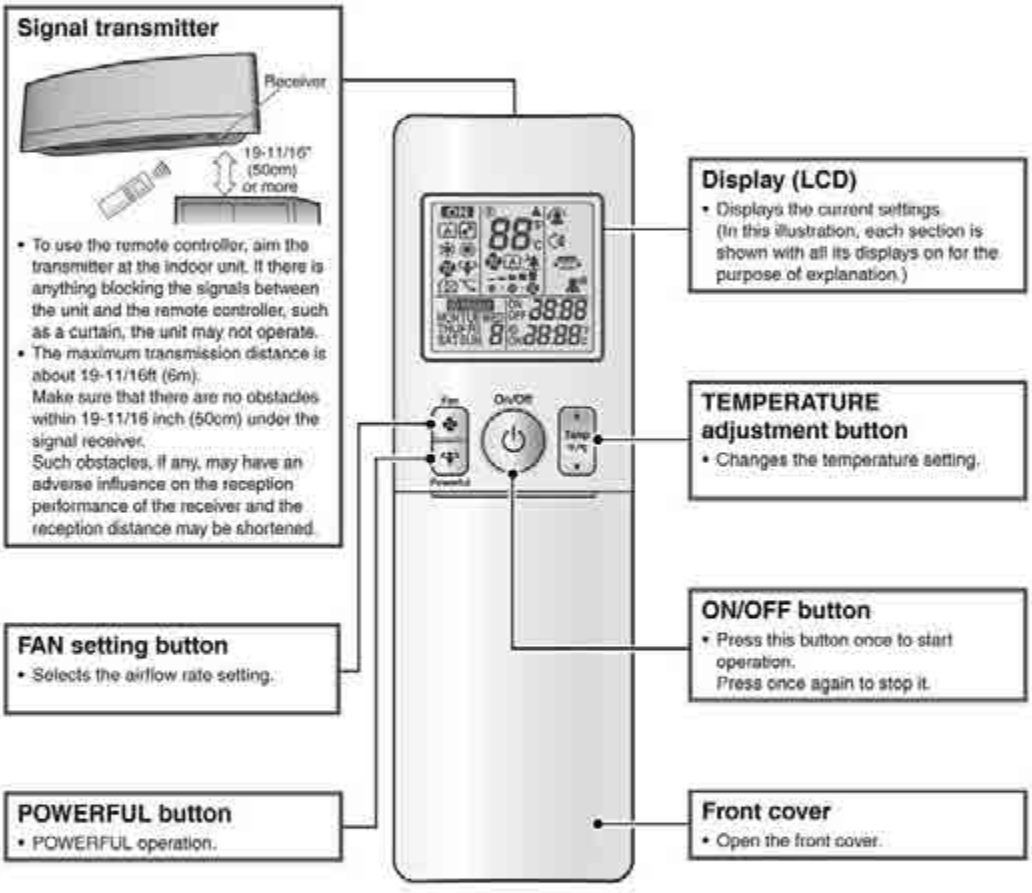

Model	ARC466A36

Read Before Operation

■ Open the front cover

MODE selector button
- Selects the operation mode. (AUTO/DRY/COOL/HEAT/ FAN)

Lamp brightness setting button

COMFORT/SENSOR button
- COMFORT AIRFLOW and INTELLIGENT EYE operation.

OFF TIMER button (NIGHT SET mode)

TIMER CANCEL button
- Cancels the timer setting.
- Cannot be used for the WEEKLY TIMER operation.

SELECT button
- Changes the clock, ON/OFF TIMER and WEEKLY TIMER settings.

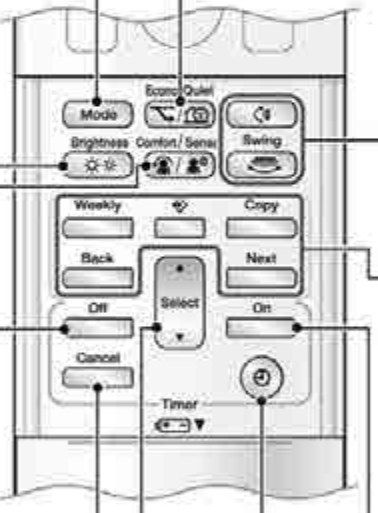

ECONO/QUIET button
- ECONO/OUTDOOR UNIT QUIET operation.

SWING button
- Adjusts the airflow direction.

Weekly : WEEKLY button
: PROGRAM button
Copy : COPY button
Back : BACK button
Next : NEXT button
- WEEKLY TIMER operation

ON TIMER button

CLOCK button

CTXS, FTXS Series

Names of Parts

Indoor Unit

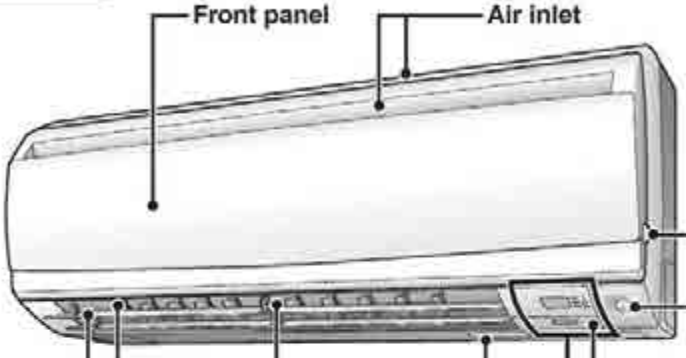

Display

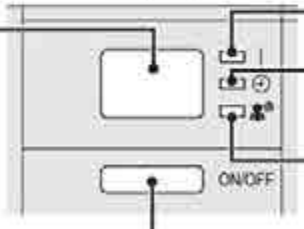

Signal receiver
- It receives signals from the remote controller.
- When the unit receives a signal, you will hear a beep sound.

Case	Sound type
Operation start	beep-beep
Setting changed	beep
Operation stop	long beep

OPERATION lamp (green)

TIMER lamp (yellow)

INTELLIGENT EYE lamp (green)

Indoor unit ON/OFF switch
- Press this switch once to start operation. Press once again to stop it.
- The operation mode refer to the following table.

Mode	Temperature setting	Airflow rate
AUTO	77°F (25°C)	AUTO

- This switch is useful when the remote controller is missing.

■ Open the front panel





Outdoor Unit

• Appearance of the outdoor unit may differ from some models.

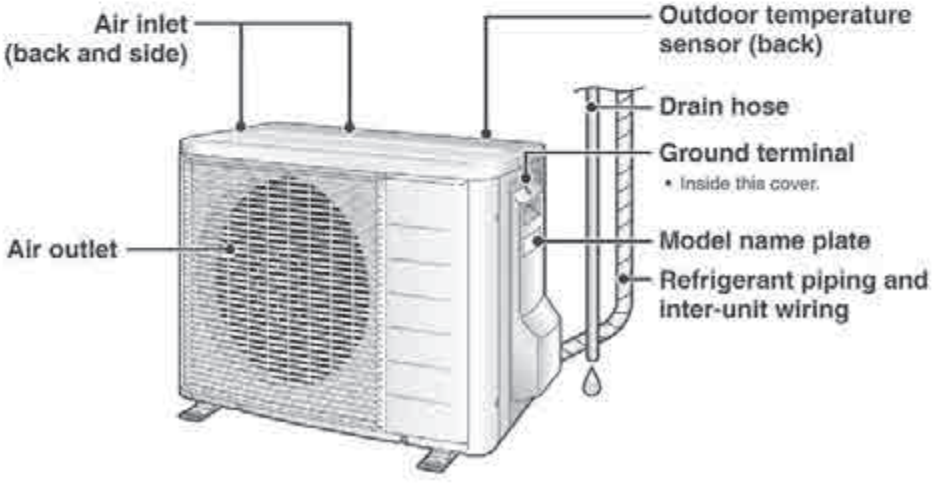

Names of Parts

Remote Controller

Signal transmitter

- To use the remote controller, aim the transmitter at the indoor unit. If there is anything to block signals between the unit and the remote controller, such as a curtain, the unit will not operate.
- Do not drop the remote controller. Do not get it wet.
- The maximum distance for communication is approximately 23ft (7m).

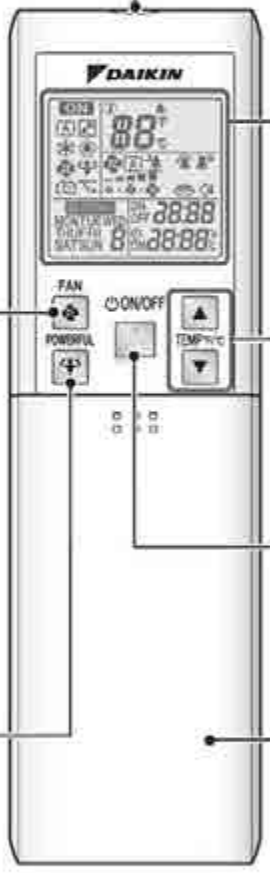

Display (LCD)

- Displays the current settings. (In this illustration, each section is shown with all its displays on for the purpose of explanation.)

TEMPERATURE adjustment buttons

- Changes the temperature setting.

FAN setting button

- Selects the airflow rate setting.

ON/OFF button

- Press this button once to start operation. Press once again to stop it.

POWERFUL button

- POWERFUL operation.

Front cover

- Open the front cover.

<ARC452A21>

■ Open the front cover

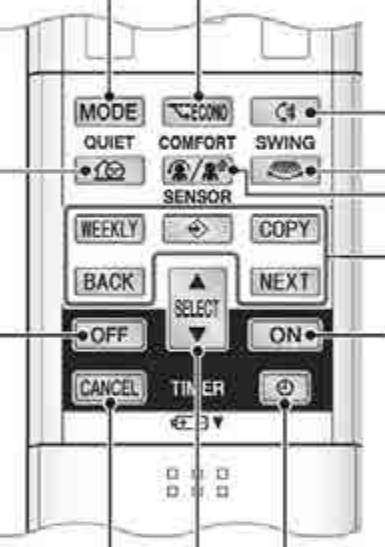

MODE selector button
- Selects the operation mode. (AUTO/DRY/COOL/HEAT/FAN)

ECONO button
- ECONO operation.

SWING button
- Adjusting the airflow direction.

QUIET button
- OUTDOOR UNIT QUIET operation.

COMFORT/SENSOR button
- COMFORT AIRFLOW and INTELLIGENT EYE operation.

OFF TIMER button

TIMER CANCEL button
- Cancels the timer setting.
- It cannot be used for the WEEKLY TIMER operation.

WEEKLY : WEEKLY button
: PROGRAM button
COPY : COPY button
BACK : BACK button
NEXT : NEXT button
- WEEKLY TIMER operation.

ON TIMER button

SELECT button
- Changes the ON/OFF TIMER and WEEKLY TIMER settings.

CLOCK button

CDXS, FDXS Series

Names of Parts

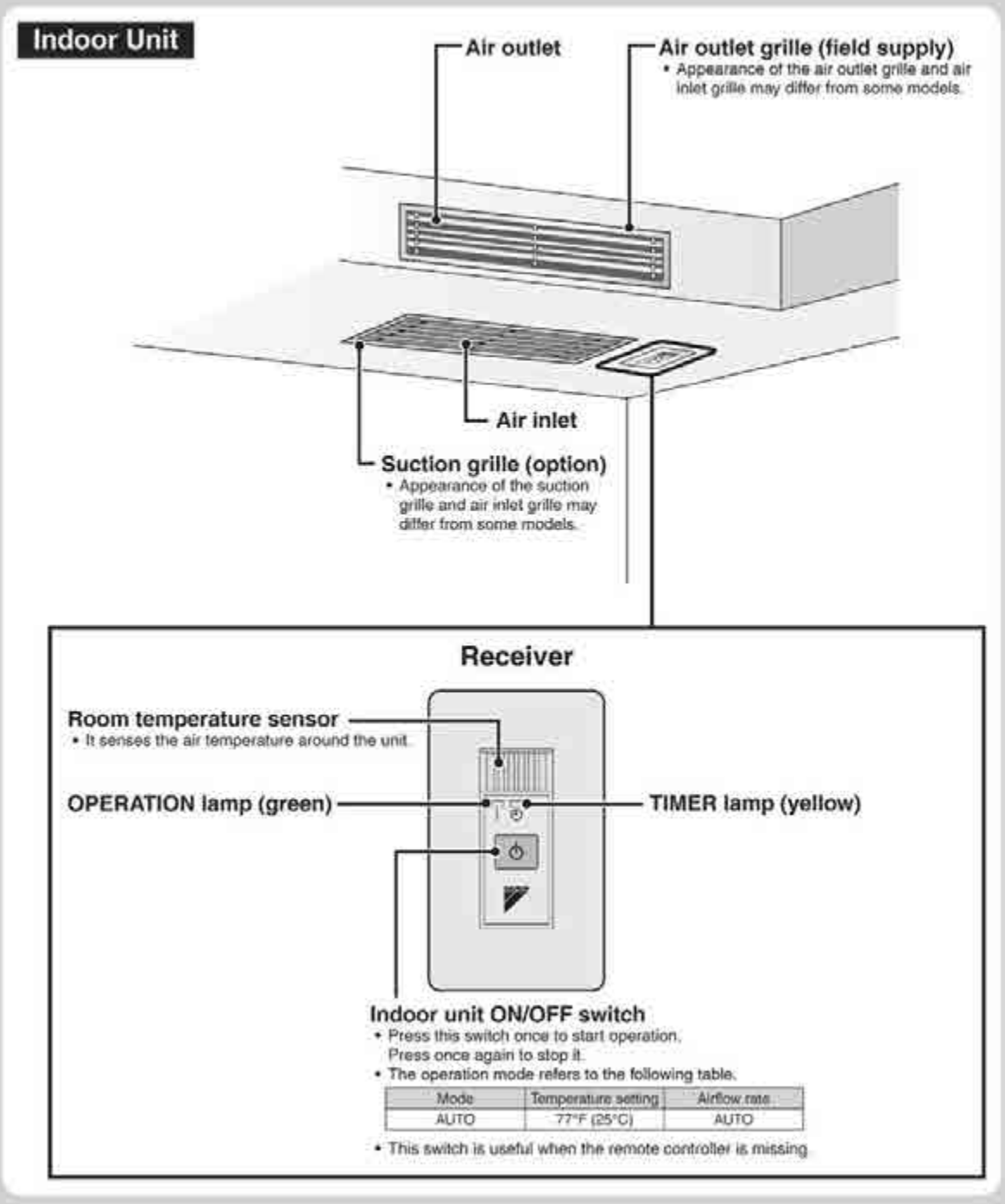

Outdoor Unit

• Appearance of the outdoor unit may differ from some models.

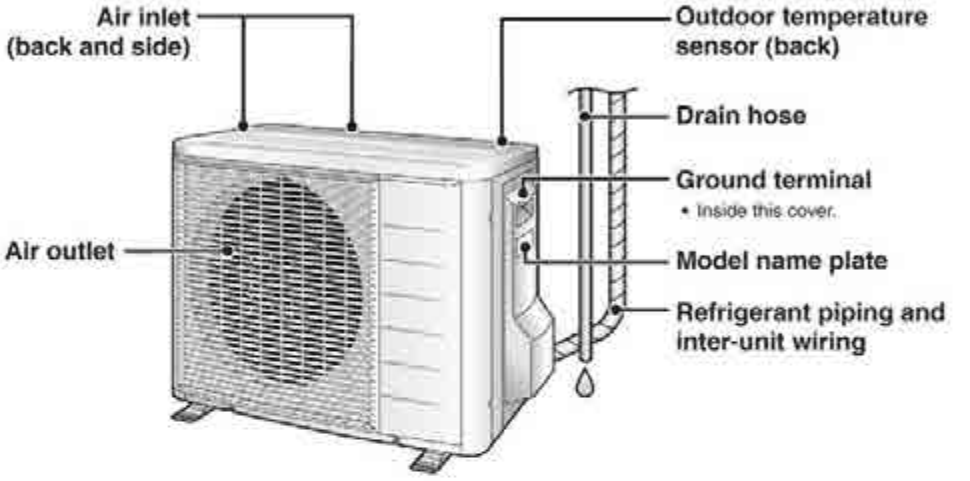

Names of Parts

Remote Controller

Signal transmitter

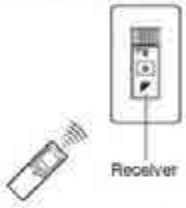

- To use the remote controller, aim the transmitter at the indoor unit. If there is anything to block signals between the unit and the remote controller, such as a curtain, the unit will not operate.
- Do not drop the remote controller. Do not get it wet.
- The maximum distance for communication is approximately 13ft (4m).

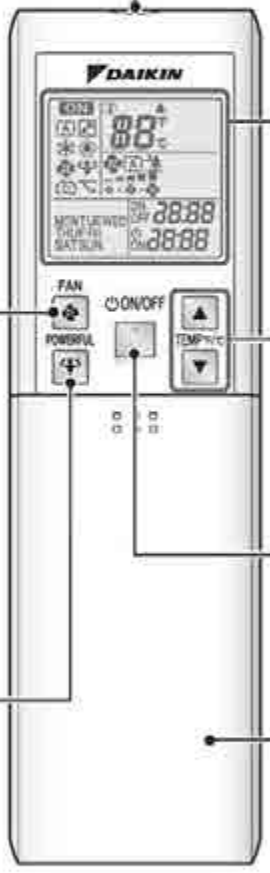

Display (LCD)
- Displays the current settings. (In this illustration, each section is shown with all its displays on for the purpose of explanation.)

TEMPERATURE adjustment buttons
- Changes the temperature setting.

FAN setting button
- Selects the airflow rate setting.

ON/OFF button
- Press this button once to start operation. Press once again to stop it.

POWERFUL button
- POWERFUL operation.

Front cover
- Open the front cover.

<ARC452A23>

■ Open the front cover

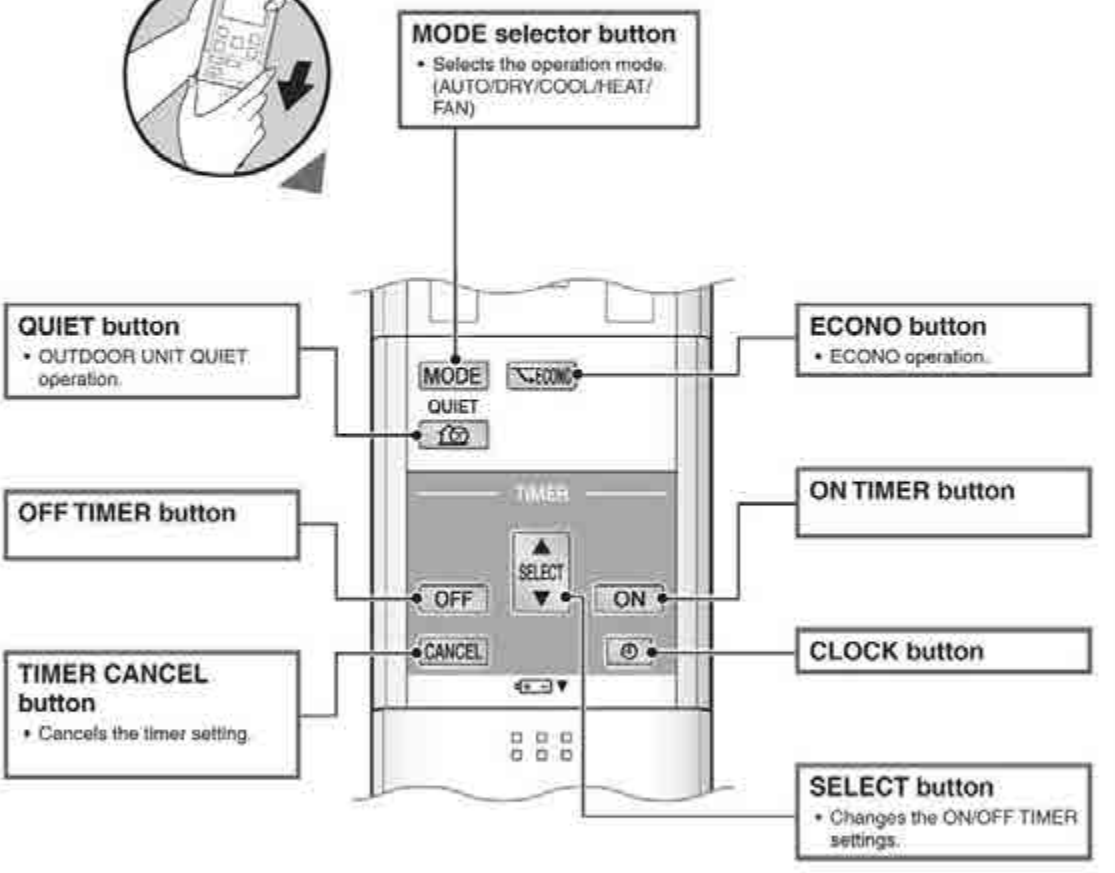

FVXS Series

Read Before Operation

Names of Parts

Indoor Unit

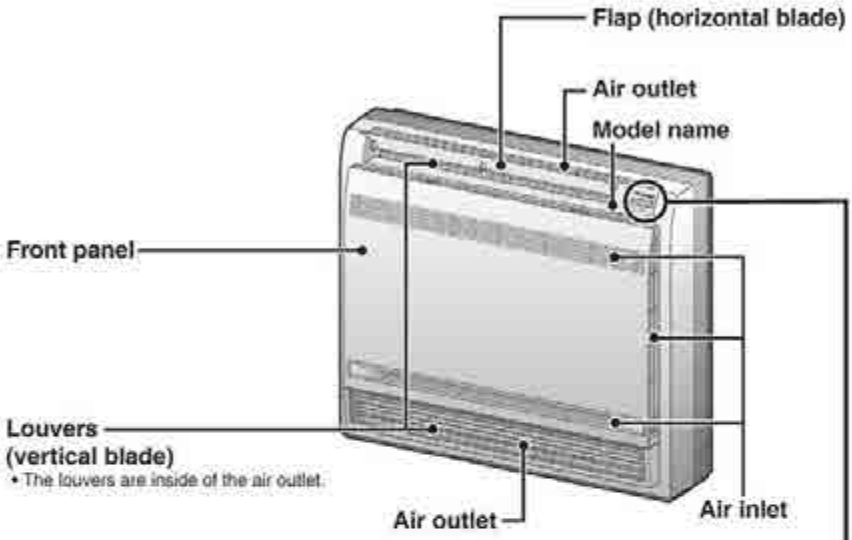

Display

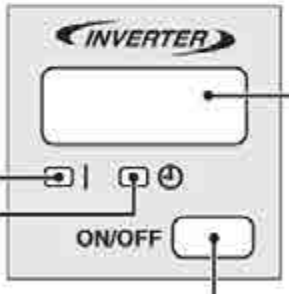

OPERATION lamp (green)

TIMER lamp (orange)

Signal receiver

- Receives signals from the remote controller.
- When the unit receives a signal, you will hear a beep sound.

Case	Sound type
Operation start	beep-beep
Setting changed	beep
Operation stop	long beep

Indoor unit ON/OFF switch

- Press this switch once to start operation. Press once again to stop it.
- For the operation mode setting, refer to the following table.

Mode	Temperature setting	Airflow rate
AUTO	77°F (25°C)	AUTO

- This switch can be used when the remote controller is missing.

■ Open the front panel

• How to open the front panel:

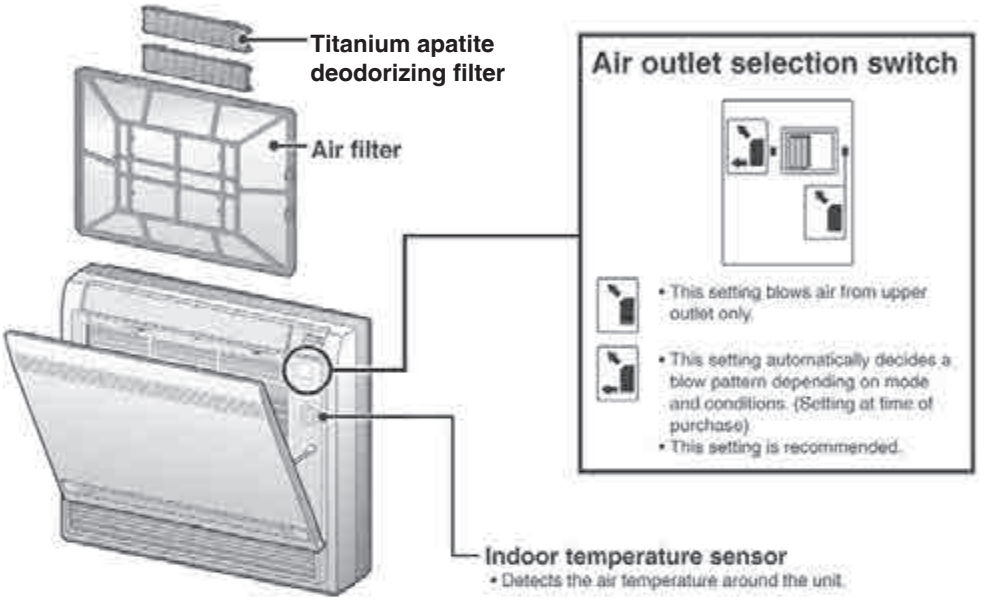

Outdoor Unit

• The appearance of the outdoor unit may differ between different models.

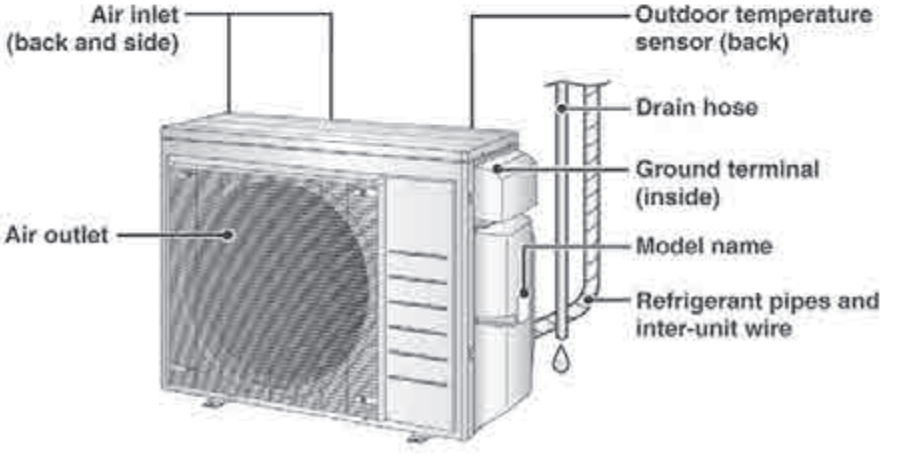

Read Before Operation

Names of Parts

Remote Controller

Signal transmitter

- To use the remote controller, aim the transmitter at the indoor unit. If there is anything blocking the signals between the unit and the remote controller, such as a curtain, the unit may not operate.
- The maximum transmission distance is about 23ft (7m).

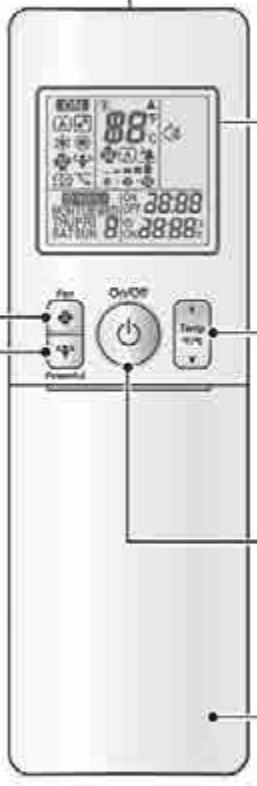

Display (LCD)
- Displays the current settings. (In this illustration, each section is shown with all its displays on for the purpose of explanation.)

TEMPERATURE adjustment button
- Changes the temperature setting.

FAN setting button
- Selects the airflow rate setting.

ON/OFF button
- Press this button once to start operation. Press once again to stop it.

POWERFUL button
- POWERFUL operation.

Front cover
- Open the front cover.

Model	ARC466A21

Read Before Operation

■ Open the front cover

MODE selector button
- Selects the operation mode. (AUTO/DRY/COOL/HEAT/FAN)

ECONO button
- ECONO operation.

QUIET button
- OUTDOOR UNIT QUIET operation.

SWING button
- Adjusts the airflow direction.

OFF TIMER button (NIGHT SET mode)

TIMER CANCEL button
- Cancels the timer setting.
- Cannot be used for the WEEKLY TIMER operation.

SELECT button
- Changes the clock, ON/OFF TIMER and WEEKLY TIMER settings.

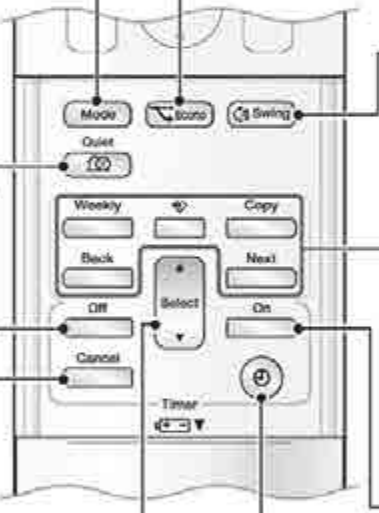

Weekly : WEEKLY button
: PROGRAM button
Copy : COPY button
Back : BACK button
Next : NEXT button
- WEEKLY TIMER operation.

ON TIMER button

CLOCK button

1.4 Preparation before Operation

FTXR, FVXS Series

Read Before Operation

Preparation Before Operation

⚠ CAUTION

Incorrect handling of batteries can result in injury from battery leakage, rupturing or heating, or lead to equipment failure.

Please observe the following precautions and use safely.

- If the alkaline solution from the batteries should get in the eyes, do not rub the eyes. Instead, immediately flush the eyes with tap water and seek the attention of a medical professional.
- Keep batteries out of reach of children. In the event that batteries are swallowed, seek the immediate attention of a medical professional.
- Do not expose batteries to heat or fire. Do not disassemble or modify batteries. The insulation or gas release vent inside the battery may be damaged, resulting in battery leakage, rupturing, or heating.
- Do not damage or peel off labels on the batteries.

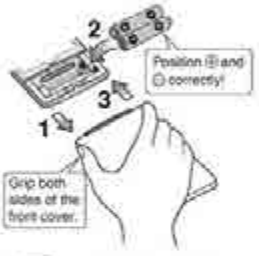

To insert the batteries

1. Slide the front cover to take it off.
2. Insert 2 dry batteries AAA.LR03 (alkaline).
3. Replace the front cover.

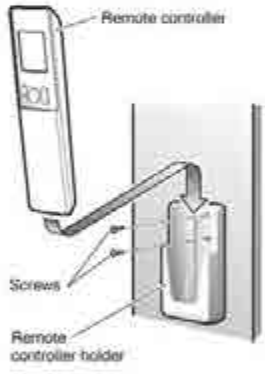

To attach the remote controller holder to a wall

1. Choose a place where the signals reach the unit.
2. Attach the holder to a wall, a pillar, or similar location with the screws supplied with the holder.
3. Place the remote controller in the remote controller holder.

Fahrenheit/Celsius display switch

▶ Press Temp and On (TIMER button) simultaneously for about 5 seconds.

- The temperature will be displayed in Celsius when it is presently displayed in Fahrenheit, and vice versa.
- The switch operation is only possible when the temperature is being displayed.

NOTE

Notes on batteries

- To avoid possible injury or damage from battery leakage or rupturing, remove the batteries when not using the product for long periods of time.
- The standard replacement time is about 1 year. Both batteries should be replaced at the same time. Be sure to replace them with new size AAA. LR03 (alkaline) batteries.
  However, if the remote controller display begins to fade and the possible transmission range becomes shorter within a year, replace both batteries as specified above.
- The batteries supplied with the remote controller are for initial operation. The batteries may run out in less than 1 year.

Note on remote controller

- Do not drop the remote controller. Do not get it wet.

Turn on the circuit breaker

• After the power is turned on, the flaps of the indoor unit open and close once to set the reference position.

To set the luminance of the display

• The luminance of the indoor unit display can be set.

Brightness

Press ☼ .

→ Hi → Low → Off →

To set the clock

1. Press ⏲ .

"0:00" is displayed on the LCD.
"MON" and "⏲" blink.

2. Press Select **to set the current day of the week.**

3. Press ⏲ .

"⏲" blinks.

4. Press Select **to set the clock to the present time.**

• Holding down ▲ or ▼ rapidly increases or decreases the displayed time.

5. Press ⏲ .

• Point the remote controller at the indoor unit when pressing the buttons.

":" blinks.

NOTE

Fahrenheit/Celsius display change function of remote controller

- The set temperature may increase when the display is changed to Celsius from Fahrenheit, because a fraction of 0.5°C is rounded up.
- Example: A set temperature of 65°F (equivalent to 18.5°C) will be converted into 19°C.
  When the display is changed to Fahrenheit again, the set temperature will be converted into 66°F (equivalent to 19°C) instead of the original set temperature (65°F) but a set temperature of 66°F (equivalent to 19°C) will be converted into 19°C with no temperature change.
- A reception sound will go off for the transmission of set temperature to the indoor unit at the time of setting the Fahrenheit/Celsius display change function.

Note on setting the clock

- If the indoor unit's internal clock is not set to the correct time, the ON/OFF TIMER and WEEKLY TIMER will not operate punctually.

CTXS, FTXS, CDXS, FDXS Series

Preparation before Operation

⚠ CAUTION

Incorrect handling of batteries can result in injury from battery leakage, rupturing or heating, or lead to equipment failure. Please observe the following precautions and use safely.

- If the alkaline solution from the batteries should get in the eyes, do not rub the eyes. Instead, immediately flush the eyes with tap water and seek the attention of a medical professional.
- Keep batteries out of reach of children. In the event that batteries are swallowed, seek the immediate attention of a medical professional.
- Do not expose batteries to heat or fire. Do not disassemble or modify batteries. The insulation or gas release vent inside the battery may be damaged, resulting in battery leakage, rupturing, or heating.
- Do not damage or peel off labels on the batteries.

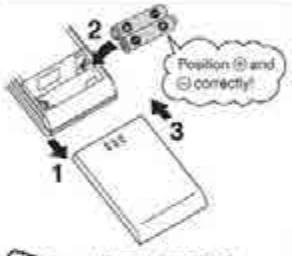

■ To set the batteries

1. Slide the front cover to take it off.
2. Set two dry batteries AAA.LR03 (alkaline).
3. Set the front cover as before.

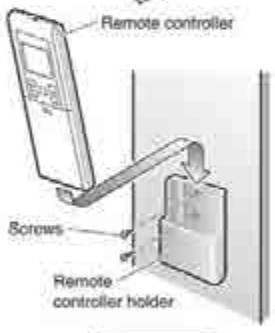

■ To fix the remote controller holder to a wall

1. Choose a place from where the signals reach the unit.
2. Fix the holder to a wall, a pillar, etc. with the screws supplied with the holder.
3. Place the remote controller in the remote controller holder.

■ Celsius/Fahrenheit display switch

- The Celsius or Fahrenheit display is selectable with the following buttons.

Press ▲ (TEMP °F/°C) and ▼ (TEMP °F/°C) simultaneously for 5 seconds.

- The temperature will be displayed in Fahrenheit if it is presently displayed in Celsius, and vice versa.

NOTE

■ Notes on batteries

- When replacing the batteries, use batteries of the same type, and replace both batteries at the same time.
- When the system is not used for a long time, take the batteries out.
- The batteries will last for approximately 1 year. If the remote controller display begins to fade and the degradation of reception performance occurs within a year, however, replace both batteries with new, size AAA.LR03 (alkaline).
- The attached batteries are provided for the initial use of the system. The usable period of the batteries may be short depending on the manufactured date of the air conditioner.

■ Notes on remote controller

- Never expose the remote controller to direct sunlight.
- Dust on the signal transmitter or receiver will reduce the sensitivity. Wipe off dust with a soft cloth.
- Signal communication may be disabled if an electronic-starter-type fluorescent lamp (such as inverter-type lamps) is in the room. Consult the shop if that is the case.
- If the remote controller signals happen to operate another appliance, move that appliance somewhere else, or consult the service shop.



■ Turn the breaker on

■ To set the clock

1. Press ⏲.



"0:00" is displayed.
"MON" and "⏲" blink.

2. Press SELECT ▲▼ to set the current day of the week.

3. Press ⏲.



"⏲" blinks.

4. Press SELECT ▲▼ to set the clock to the present time.

• Holding down ▲ or ▼ rapidly increases or decreases the time display.

5. Press ⏲.

• Point the remote controller at the indoor unit when pressing the buttons.

":" blinks.

NOTE

■ Celsius/Fahrenheit display change function of remote controller

- The set temperature may increase when the display is changed to Celsius from Fahrenheit, because a fraction of 0.5°C is rounded up.
- Example: A set temperature of 65°F (equivalent to 18.5°C) will be converted into 19°C.
  When the display is changed to Fahrenheit again, the set temperature will be converted into 66°F (equivalent to 19°C) instead of the original set temperature (65°F) but a set temperature of 66°F (equivalent to 19°C) will be converted into 19°C with no temperature change.
- A reception sound will go off for the transmission of set temperature to the indoor unit at the time of setting the Celsius/Fahrenheit display change function.

1.5 AUTO · DRY · COOL · HEAT · FAN Operation

FTXR Series

Basic Operation

AUTO · DRY · COOL · HEAT · FAN Operation

The air conditioner operates with the operation mode of your choice.
From the next time on, the air conditioner will operate with the same operation mode.

To start operation

1. Press Mode and select an operation mode.

- Each pressing of the button changes the mode setting in sequence.

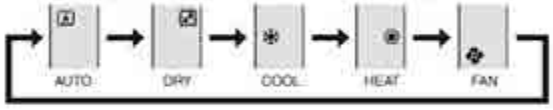

2. Press ON/OFF.

- " ON " is displayed on the LCD.
- The multi-monitor lamp lights up.
  The color of the lamp varies depending on the operation mode.

Operation	Multi-monitor lamp
AUTO	Red/Blue
DRY	Green
COOL	Blue
HEAT	Red
FAN	White

Display

To stop operation

Press ON/OFF again.

- " ON " disappears from the LCD.
- The multi-monitor lamp goes off.

To change the temperature setting

Press Temp. ▲/▼.

- Press ▲ to raise the temperature and press ▼ to lower the temperature.

COOL operation	HEAT operation	AUTO operation	DRY or FAN operation
64-90°F (18-32°C)	50-86°F (10-30°C)	64-86°F (18-30°C)	The temperature setting cannot be changed.

NOTE

Notes on AUTO operation

- In AUTO operation, the system selects an appropriate operation mode (COOL or HEAT) based on the indoor temperature and starts the operation.
- The system automatically reselects setting at a regular interval to bring the indoor temperature to the user-setting level.

Note on DRY operation

- Eliminates humidity while maintaining the indoor temperature as much as possible. It automatically controls temperature and airflow rate, so manual adjustment of these functions is unavailable.

CTXS, FTXS, CDXS, FDXS, FVXS Series

AUTO · DRY · COOL · HEAT · FAN Operation



The air conditioner operates with the operation mode of your choice.
From the next time on, the air conditioner will operate with the same operation mode.

■ To start operation

1. Press MODE and select an operation mode.

- Each pressing of the button advances the mode setting in sequence.

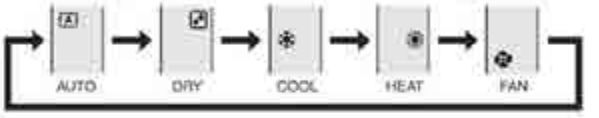

2. Press ON/OFF .

- "ON" is displayed on the LCD.
- The OPERATION lamp lights green.

■ To stop operation

Press ON/OFF again.

- "ON" is no longer displayed on the LCD.
- The OPERATION lamp goes off.

NOTE

MODE	Notes on each operation mode
HEAT	• Since this air conditioner heats the room by taking heat from outdoor air to indoors, the heating capacity becomes smaller in lower outdoor temperatures. If the heating effect is insufficient, it is recommended to use another heating appliance in combination with the air conditioner. • The heat pump system heats the room by circulating hot air around all parts of the room. After the start of HEAT operation, it takes some time before the room gets warmer. • In HEAT operation, frost may occur on the outdoor unit and lower the heating capacity. In that case, the system switches into defrosting operation to take away the frost. • During defrosting operation, hot air does not flow out of indoor unit.
COOL	• This air conditioner cools the room by releasing the heat in the room outside. Therefore, the cooling performance of the air conditioner may be degraded if the outdoor temperature is high.
DRY	• The computer chip works to rid the room of humidity while maintaining the temperature as much as possible. It automatically controls temperature and airflow rate, so manual adjustment of these functions is unavailable.
AUTO	• In AUTO operation, the system selects an appropriate operation mode (COOL or HEAT) based on the room and outside temperatures and starts the operation. • The system automatically reselects setting at a regular interval to bring the room temperature to user-setting level.
FAN	• This mode is valid for fan only.

■ To change the temperature setting

Press ▲ TEMP °F/°C **or** TEMP °F/°C ▼ .

- The displayed items on the LCD will change whenever either one of the buttons is pressed.

COOL operation	HEAT operation	AUTO operation	DRY or FAN operation
64-90°F (18-32°C)	50-86°F (10-30°C)	64-86°F (18-30°C)	The temperature setting cannot be changed.
Press ▲ to raise the temperature and press ▼ to lower the temperature.			

■ Operating conditions

■ Recommended temperature setting

- For cooling: 78-82°F (26-28°C)
- For heating: 68-75°F (20-24°C)

■ Tips for saving energy

- Be careful not to cool (heat) the room too much.
  Keeping the temperature setting at a moderate level helps save energy.
- Cover windows with a blind or a curtain.
  Blocking sunlight and air from outdoors increases the cooling (heating) effect.
- Clogged air filters cause inefficient operation and waste energy. Clean them once in about every 2 weeks.

■ Notes on the operating conditions

- The air conditioner always consumes a small amount of electricity even while it is not operating.
- If you are not going to use the air conditioner for a long period, for example in spring or autumn, turn the breaker off.
- Use the air conditioner in the following conditions.

MODE	Operating conditions	If operation is continued out of this range
COOL	Outdoor temperature: [RXS models]: 50-115°F (10-46°C) [MXS, MXL models]: 14-115°F (-10-46°C) Indoor temperature: 64-90°F (18-32°C) Indoor humidity: 80% max.	• A safety device may work to stop the operation. (In multi system, it may work to stop the operation of the outdoor unit only.) • Condensation may occur on the indoor unit and drip.
HEAT	Outdoor temperature: [MXL models]: -13-75°F (-25-24°C) [RXS, MXS models]: 5-75°F (-15-24°C) Indoor temperature: 50-86°F (10-30°C)	• A safety device may work to stop the operation.
DRY	Outdoor temperature: [RXS models]: 50-115°F (10-46°C) [MXS, MXL models]: 14-115°F (-10-46°C) Indoor temperature: 64-90°F (18-32°C) Indoor humidity: 80% max.	• A safety device may work to stop the operation. • Condensation may occur on the indoor unit and drip.

- Operation outside this humidity or temperature range may cause a safety device to disable the system.

1.6 Adjusting the Airflow Direction and Rate

FTXR Series

Basic Operation

Adjusting the Airflow Rate

You can adjust the airflow rate to increase your comfort.

To adjust the airflow rate setting

Press .

- Each pressing of changes the airflow rate setting in sequence.

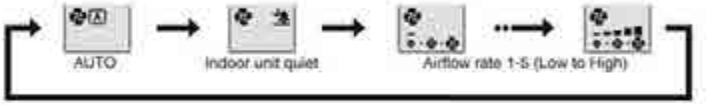

- When the airflow is set to " ", quiet operation starts and noise from the indoor unit will become quieter.
- In the quiet operation mode, the airflow rate is set to a weak level.
- In DRY operation, the airflow rate setting cannot be changed.

NOTE

Note on airflow rate setting

- At smaller airflow rates, the cooling (heating) effect is also smaller.

Tips for saving energy

Keeping the temperature setting at a moderate level helps save energy.

- Recommended temperature setting
  - For cooling: 78-82°F (26-28°C)
  - For heating: 68-75°F (20-24°C)

Cover windows with a blind or a curtain.

- Blocking sunlight and air from outdoors increases the cooling (heating) effect.

Keep the air filter clean.

- Clogged air filters cause inefficient operation and waste energy. Clean them once in about every 2 weeks.

If you are not going to use the air conditioner for a long period, for example in spring or autumn, turn off the circuit breaker.

- The air conditioner always consumes a small amount of electricity even while it is not operating.

Basic Operation

Adjusting the Airflow Direction

You can adjust the airflow direction to increase your comfort.

⚠ CAUTION

- Always use a remote controller to adjust the angles of the flaps and louvers.
  - If you attempt to move the flaps and louvers forcibly by hand when they are swinging, the mechanism may be damaged.
  - Inside the air outlet, a fan is rotating at a high speed.

To start auto swing

Up and down airflow direction

Press .

- "" is displayed on the LCD.
- The flaps (horizontal blades) will begin to swing.

Right and left airflow direction

Press .

- "" is displayed on the LCD.
- The louvers (vertical blades) will begin to swing.

The 3-D airflow direction

Press and .

- "" and "" are displayed on the LCD.
- The flaps and louvers move in turn.
- To cancel 3-D airflow, press either or again. The flaps or louvers will stop moving.

To set the flaps or louvers at the desired position

- This function is effective while the flaps or louvers are in auto swing mode.

Press and **when the flaps or louvers reach the desired position.**

- In the 3-D airflow, the flaps and louvers move in turn.
- "" or "" disappears from the LCD.

NOTE

Notes on airflow direction setting

- The movable range of the flaps varies according to the operation mode.
- The flaps will stop at the upper position when the airflow rate is changed to low during the up and down swing setting.

Note on 3-D airflow

- Using 3-D airflow circulates cold air, which tends to collected at the bottom of the room, and hot air, which tends to collect near the ceiling, throughout the room, preventing areas of cold and hot developing.

Movable range of the flaps

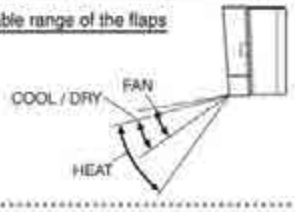

CTXS07LVJU, FTXS09/12LVJU

Adjusting the Airflow Direction and Rate

You can adjust the airflow direction to increase your comfort.

■ To start auto swing

Upper and lower airflow direction

Press [ ] **.**

- "" is displayed on the LCD.
- The flaps (horizontal blades) will begin to swing.

Right and left airflow direction

Press [ ] **.**

- "" is displayed on the LCD.
- The louvers (vertical blades) will begin to swing.

The 3-D airflow direction

Press [ ] **and** [ ] **.**

- "" and "" are displayed on the LCD.
- The flaps and louvers move in turn.
- To cancel 3-D airflow, press either [ ] or [ ] again. The flaps or louvers will stop moving.

■ To set the flaps or louvers at the desired position

- This function is effective while flaps or louvers are in auto swing mode.

Press [ ] **and** [ ] **when the flaps or louvers reach the desired position.**

- In the 3-D airflow, the flaps and louvers move in turn.
- "" or "" disappears from the LCD.

■ To adjust the airflow rate setting

Press .

• Each pressing of advances the airflow rate setting in sequence.

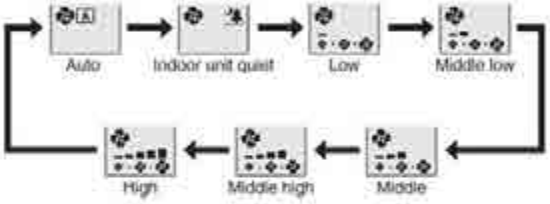

• When the airflow is set to " ", indoor unit quiet operation will start and the noise from the unit will become quieter.
• In indoor unit quiet operation, the airflow rate is set to a weak level.
• In DRY operation, the airflow rate setting cannot be changed.

NOTE

■ Notes on the angles of the flaps

• The flaps swinging range depends on the operation. (See the figure.)

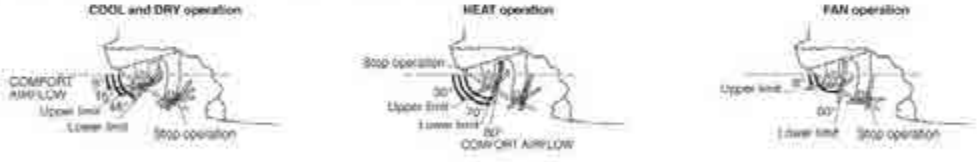

■ Note on 3-D airflow

• Using 3-D airflow circulates cold air, which tends to collected at the bottom of the room, and hot air, which tends to collect near the ceiling, throughout the room, preventing areas of cold and hot developing.

■ Note on airflow rate setting

• At smaller airflow rates, the cooling (heating) effect is also smaller.

⚠ CAUTION

• Always use a remote controller to adjust the angles of the flaps and louvers.
– If you attempt to move the flaps and louvers forcibly by hand when they are swinging, the mechanism may be damaged.
– Inside the air outlet, a fan is rotating at a high speed.

FTXS15/18/24LVJU

Adjusting the Airflow Direction and Rate

You can adjust the airflow direction to increase your comfort.

■ To start auto swing

Upper and lower airflow direction

Press [ ] .

- "" is displayed on the LCD.
- The flaps (horizontal blades) will begin to swing.

Right and left airflow direction

Press [ ] .

- "" is displayed on the LCD.
- The louvers (vertical blades) will begin to swing.

The 3-D airflow direction

Press [ ] **and** [ ] .

- "" and "" are displayed on the LCD.
- The flaps and louvers move in turn.
- To cancel 3-D airflow, press either [ ] or [ ] again. The flaps or louvers will stop moving.

■ To set the flaps or louvers at the desired position

- This function is effective while flaps or louvers are in auto swing mode.

Press [ ] **and** [ ] **when the flaps or louvers reach the desired position.**

- In the 3-D airflow, the flaps and louvers move in turn.
- "" or "" disappears from the LCD.

■ To adjust the airflow rate setting

Press .

• Each pressing of advances the airflow rate setting in sequence.

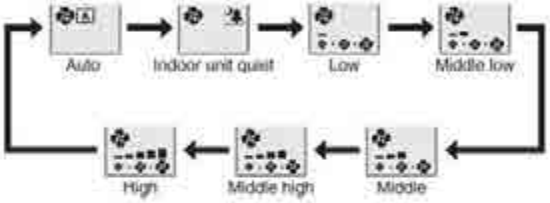

• When the airflow is set to " ", indoor unit quiet operation will start and the noise from the unit will become quieter.
• In indoor unit quiet operation, the airflow rate is set to a weak level.
• In DRY operation, the airflow rate setting cannot be changed.

NOTE

■ Notes on the angles of the flaps

• The flaps swinging range depends on the operation. (See the figure.)

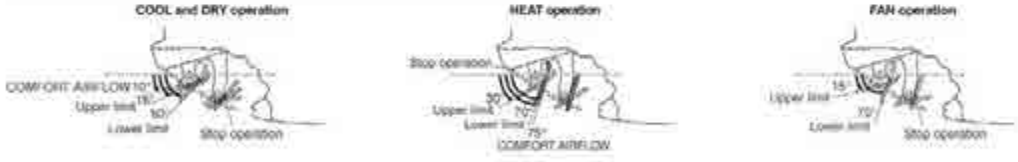

■ Note on 3-D airflow

• Using 3-D airflow circulates cold air, which tends to collected at the bottom of the room, and hot air, which tends to collect near the ceiling, throughout the room, preventing areas of cold and hot developing.

■ Note on airflow rate setting

• At smaller airflow rates, the cooling (heating) effect is also smaller.

⚠ CAUTION

• Always use a remote controller to adjust the angles of the flaps and louvers.
– If you attempt to move the flaps and louvers forcibly by hand when they are swinging, the mechanism may be damaged.
– Inside the air outlet, a fan is rotating at a high speed.

CDXS, FDXS Series

Adjusting the Airflow Rate

■ To adjust the airflow rate setting

Press .

- Each pressing of advances the airflow rate setting in sequence.

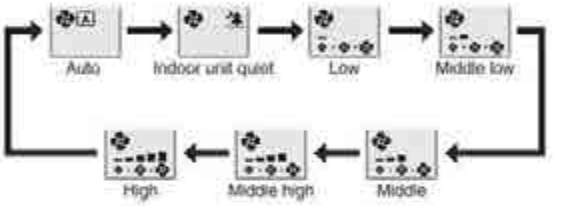

- When the airflow is set to " ", indoor unit quiet operation will start and the noise from the unit will become quieter.
- In indoor unit quiet operation, the airflow rate is set to a weak level.
- In DRY operation, the airflow rate setting cannot be changed.

NOTE

■ **Note on airflow rate setting**

- At smaller airflow rates, the cooling (heating) effect is also smaller.

FVXS Series

Adjusting the Airflow Rate

You can adjust the airflow rate to increase your comfort.

To adjust the airflow rate setting

Press Fan .

- Each pressing of Fan changes the airflow rate setting in sequence.

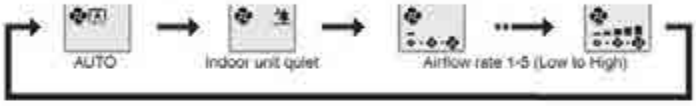

- When the airflow is set to " ", quiet operation starts and noise from the indoor unit will become quieter.
- In the quiet operation mode, the airflow rate is set to a weak level.

AUTO, COOL, HEAT and FAN operation	DRY operation
	The airflow rate setting cannot be changed.

NOTE

Note on airflow rate setting

- At smaller airflow rates, the cooling (heating) effect is also smaller.

Tips for saving energy

Keeping the temperature setting at a moderate level helps save energy.

- Recommended temperature setting
  - For cooling: 79-82°F (26-28°C)
  - For heating: 68-75°F (20-24°C)

Cover windows with a blind or a curtain.

- Blocking sunlight and air from outdoors increases the cooling (heating) effect.

Keep the air filter clean.

- A clogged air filter causes inefficient operation and wastes energy. Clean it once every 2 weeks.

If you are not going to use the air conditioner for a long period, for example in spring or autumn, turn off the circuit breaker.

- The air conditioner always consumes a small amount of electricity even while it is not operating.

Basic Operation

Adjusting the Airflow Direction

You can adjust the airflow direction to increase your comfort.

⚠ CAUTION

- Always use a remote controller to adjust the angles of the flap. Moving the flap forcibly by hand may cause a malfunction.
- Be careful when adjusting the louvers. Inside the air outlet, a fan is rotating at a high speed.

To start auto swing

Up and down airflow direction

Press (Swing).

- "" is displayed on the LCD.
- The flaps (horizontal blades) will begin to swing.

To set the flap at the desired position

- This function is effective while the flap is in auto swing mode.

Press (Swing) when the flap reaches the desired position.

- "" disappears from the LCD.

To adjust the louvers at desired position

Hold the knobs and move the louvers (vertical blades).

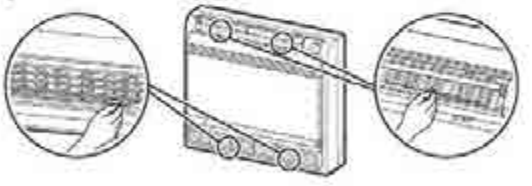

NOTE

Note on airflow direction setting

- The movable range of the flap varies according to the operation mode.
- Unless "Swing" is selected, you should set the flap at a near-horizontal angle in FAN or HEAT operation and at a upward position in COOL or DRY operation to obtain the best performance.

Movable range of the flap

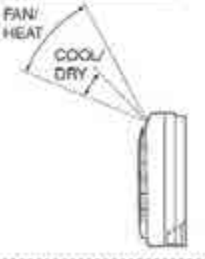

Air outlet selection

• Make air outlet selection according to what suits you.

When setting the air outlet selection switch to

• Air conditioner automatically decides the appropriate blowing pattern depending on the operating mode/situation.

Mode	Situation	Blowing pattern	
COOL	When the operation is activated or when the room is not fully cooled.		Air is emitted from the upper and lower air outlets in order to reach the set temperature quickly.
	When the room has become fully cool, or when 1 hour has passed since turning on the air conditioner.		Air is emitted only from the upper air outlet so that air does not come into direct contact with people and indoor temperature is equalized.
HEAT	When the operation is activated or when air emitted is of low temperature.		Air is emitted only from the upper air outlet so that air does not come into direct contact with people.
	At times other than the above situations.		Air is emitted from the upper and lower air outlets so that warm air is spread throughout the whole room.
DRY	Whenever in DRY mode.		Air is emitted only from the upper air outlet so that air does not come into direct contact with people.
FAN	Whenever in FAN mode.		
AUTO	Operates in the actual operation mode of the air conditioner according to the descriptions in this table. (COOL or HEAT)		

When setting the air outlet selection switch to

• Regardless of the operating mode or situation, air is emitted from the upper air outlet.
• Use this switch when you do not want air coming out of the lower air outlet. (While sleeping, etc.)

1.7 COMFORT AIRFLOW / INTELLIGENT EYE Operation

FTXR Series

Useful Functions

COMFORT AIRFLOW / INTELLIGENT EYE Operation

COMFORT AIRFLOW operation: The airflow direction is upward while in COOL operation, and downward while in HEAT operation. This function prevents cold or warm air from blowing directly on the occupants in the room.

INTELLIGENT EYE operation: The INTELLIGENT EYE sensor detects human movement and adjusts the right and left airflow direction to avoid blowing air directly on the person. If no one is in the room for more than 20 minutes, the operation automatically changes to energy saving operation. The INTELLIGENT EYE sensor works differently depending on the situation.

INTELLIGENT EYE operation is useful for energy saving

■ **A person is detected in area 1.**

■ **A person is detected in area 2.**

■ **People are detected in both areas.**

Use the INTELLIGENT EYE operation in combination with the COMFORT AIRFLOW operation.

■ **No people are detected in the areas.**

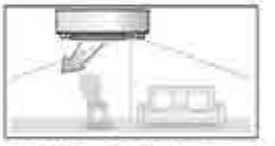

The air conditioner will switch to energy saving mode after 20 minutes.

*The airflow direction may differ from the illustrated direction depending on the actions and movements of the people in the areas.

Energy saving operation

- If no presence is detected in the room for 20 minutes, the energy saving operation will start, and the INTELLIGENT EYE lamp goes off.
- This operation changes the temperature by –3.6°F (–2°C) in HEAT / +3.6°F (+2°C) in COOL / +3.6°F (+2°C) in DRY operation from the set temperature.
  When the room temperature exceeds 86°F (30°C), the operation changes the temperature by +1.8°F (+1°C) in COOL / +1.8°F (+1°C) in DRY operation from the set temperature.
- This operation decreases the airflow rate slightly in FAN operation only.

COMFORT AIRFLOW / INTELLIGENT EYE Operation

⚠ CAUTION

- Do not place large objects near the INTELLIGENT EYE sensor. Also keep heating units and humidifiers outside the sensor's detection area. This sensor can detect undesirable objects.
- Do not hit or violently push the INTELLIGENT EYE sensor. This can lead to damage and malfunction.

To start operation

Press Comfort / Sensor and select the desired mode.

- Each time Comfort / Sensor is pressed, a different setting option is displayed on the LCD.
- When INTELLIGENT EYE is selected, the INTELLIGENT EYE lamp lights green.

Display

- By selecting " " from the following icons, the air conditioner will switch to COMFORT AIRFLOW operation combined with INTELLIGENT EYE operation.

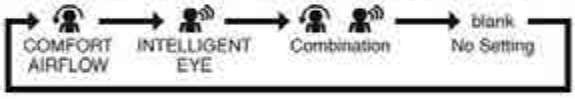

- When the flaps (horizontal blades) are swinging, selecting any of the modes above will cause the flaps (horizontal blades) to stop.
- The lamp lights when human movement is detected.

COMFORT AIRFLOW / INTELLIGENT EYE operation settings

Display	Operation mode	Explanation
	COMFORT AIRFLOW	The flaps adjust the airflow direction upward while cooling, downward while heating.
	INTELLIGENT EYE	The sensor detects the movement of people in the sensing areas and the louvers adjust the airflow direction to an area where people are not present. When there are no people in the sensing areas, the air conditioner switches to the energy saving mode.
	COMFORT AIRFLOW and INTELLIGENT EYE	The air conditioner will be in COMFORT AIRFLOW operation combined with INTELLIGENT EYE operation.
Blank	No function	–

To cancel operation

Press Comfort / Sensor until no icon is displayed.

- If the INTELLIGENT EYE operation was being used, the INTELLIGENT EYE lamp goes off.

NOTE

■ Notes on COMFORT AIRFLOW operation

- The position of the flaps will change, preventing air from blowing directly on the occupants of the room.
- POWERFUL operation and COMFORT AIRFLOW operation cannot be used at the same time. Priority is given to the function of whichever button is pressed last.
- The airflow rate will be set to AUTO. If the up and down airflow direction is selected, COMFORT AIRFLOW operation will be canceled.

■ Notes on INTELLIGENT EYE operation

- Application range is as follows.

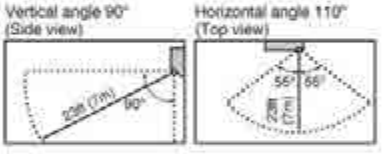

- While the air conditioner is in INTELLIGENT EYE operation, the louvers adjust the airflow direction if there are people in the sensing areas of the INTELLIGENT EYE so that the leftward or rightward airflow will not be directed to the people. If no people are detected in either area 1 or 2 for 20 minutes, the air conditioner switches to the energy saving mode with the set temperature shifted by 3.6°F (2°C). The air conditioner may switch to the energy saving operation even if there are people in the areas. This may occur depending on the clothes the people are wearing, if there is no movement of the people in the areas.
- The airflow direction from the louvers will be leftward if there are people in both areas 1 and 2. The air will also flow left if there is a person right in front of the sensor as the sensor judges that there are people in both areas.
- Due to the position of the sensor, people might be exposed to the airflow of the indoor unit if they are close to the front side of the indoor unit. If there are people close to the front side of the indoor unit or in both areas, it is recommended to use the COMFORT AIRFLOW and INTELLIGENT EYE operations simultaneously. Using both modes together, the air conditioner will not direct the airflow towards the people.
- The sensor may not detect moving objects further than 23ft (7m) away. (Please see the application range.)
- Sensor detection sensitivity changes according to the indoor unit location, the speed of passers-by, temperature range, etc.
- The sensor could also mistakenly detect pets, sunlight, fluttering curtains and light reflected off of mirrors as passers-by.
- INTELLIGENT EYE operation will not switch on during POWERFUL operation.
- NIGHT SET mode will not switch on during use of INTELLIGENT EYE operation.

■ Notes on combining COMFORT AIRFLOW operation and INTELLIGENT EYE operation

- The airflow rate will be set to AUTO. If the up and down airflow direction is selected, COMFORT AIRFLOW operation will be canceled. Priority is given to the function of whichever button is pressed last.
- When the INTELLIGENT EYE sensor detects the movement of people, it adjusts the airflow direction upward (while in COOL operation) and downward (while in HEAT operation), by adjusting the flaps. When the sensor detects people, the louvers will direct the airflow in such a way that it will not be blown directly on them. If there are no people, the air conditioner will switch to energy saving operation after 20 minutes.

CTXS, FTXS Series

COMFORT AIRFLOW / INTELLIGENT EYE Operation

■ COMFORT AIRFLOW operation

The flow of air will be in the upward direction while in COOL operation and in the downward direction while in HEAT operation, which will provide a comfortable wind that will not come in direct contact with people.

COOL operation

HEAT operation

■ INTELLIGENT EYE operation

"INTELLIGENT EYE" is the infrared sensor which detects the human movement.
If no one is in the room for more than 20 minutes, the operation automatically changes to energy saving operation.

[Example]

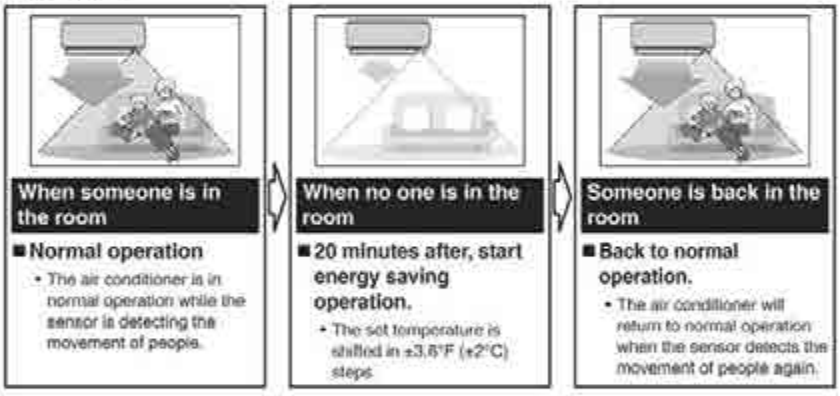

INTELLIGENT EYE operation is useful for energy saving

■ **Energy saving operation**

- If no presence is detected in the room for 20 minutes, the energy saving operation will start, and the INTELLIGENT EYE lamp goes off. If human movement is detected again, the INTELLIGENT EYE lamp lights up and energy saving operation terminates.
- This operation changes the temperature –3.6°F (–2°C) in HEAT / +3.6°F (+2°C) in COOL / +3.6°F (+2°C) in DRY operation from set temperature. When the room temperature exceeds 86°F (30°C), the operation changes the temperature +1.8°F (+1°C) in COOL / +1.8°F (+1°C) in DRY operation from set temperature.
- This operation decreases the airflow rate slightly in FAN mode only.

■ Combination COMFORT AIRFLOW and INTELLIGENT EYE operation

The air conditioner can go into operation with the COMFORT AIRFLOW and INTELLIGENT EYE functions combined.



■ To start operation

Press [/] and select the desired mode.

- Each time the [/] is pressed a different setting option is displayed on the LCD.
- When INTELLIGENT EYE is selected, the INTELLIGENT EYE lamp lights green.

Display

- By selecting "[ ]" from the following icons, the air conditioner will be in COMFORT AIRFLOW operation combined with INTELLIGENT EYE operation.

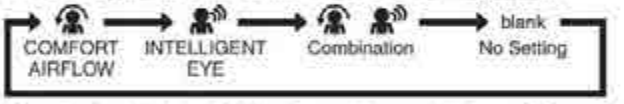

- When the flaps (horizontal blades) are swinging, selecting any of the modes above will cause the flaps (horizontal blades) to stop.

■ To cancel operation

Press [/] and select "blank" on the LCD.

- If the INTELLIGENT EYE operation was being used, the INTELLIGENT EYE lamp goes off.

NOTE

■ Notes on COMFORT AIRFLOW operation

- The position of the flaps will change, preventing air from blowing directly on the occupants of the room.
- POWERFUL operation and COMFORT AIRFLOW operation cannot be used at the same time. Priority is given to the function of whichever button is pressed last.
- The airflow rate will be set to AUTO. If the upper and lower airflow direction is selected, the COMFORT AIRFLOW function will be canceled.

■ Notes on INTELLIGENT EYE operation

- Application range is as follows.

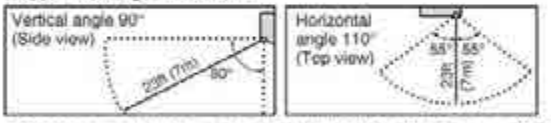

- Sensor may not detect moving objects further than 23ft (7m) away. (Check the application range)
- Sensor detection sensitivity changes according to indoor unit location, the speed of passersby, temperature range, etc.
- The sensor also mistakenly detects pets, sunlight, fluttering curtains and light reflected off of mirrors as passersby.
- INTELLIGENT EYE operation will not go on during POWERFUL operation.
- NIGHT SET mode will not go on during use of INTELLIGENT EYE operation.

■ Notes on combination of COMFORT AIRFLOW operation and INTELLIGENT EYE operation

- The airflow rate will be set to AUTO. If the upper and lower airflow direction is selected, the COMFORT AIRFLOW operation will be canceled. Priority is given to the function of whichever button is pressed last.

⚠ CAUTION

- Do not place large objects near the sensor.
  Also keep heating units or humidifiers outside the sensor's detection area. This sensor can detect undesirable objects.
- Do not hit or violently push the INTELLIGENT EYE sensor. This can lead to damage and malfunction.

1.8 POWERFUL Operation

Useful Functions

POWERFUL Operation

POWERFUL operation quickly maximizes the cooling (heating) effect in any operation mode. In this mode, the air conditioner operates at maximum capacity.

To start POWERFUL operation

Press Powerful during operation.

- "Powerful" is displayed on the LCD.
- POWERFUL operation ends in 20 minutes. Then the system automatically operates again with the previous settings which were used before POWERFUL operation.

To cancel POWERFUL operation

Press Powerful again.

- "Powerful" disappears from the LCD.

NOTE

Notes on POWERFUL operation

- Pressing mode causes the settings to be canceled, and "Powerful" disappears from the LCD.
- POWERFUL operation will not increase the capacity of the air conditioner if the air conditioner is already in operation with its maximum capacity demonstrated.
  - **In COOL, HEAT and AUTO operation**
    To maximize the cooling (heating) effect, the capacity of outdoor unit increases and the airflow rate becomes fixed at the maximum setting. The temperature and airflow settings cannot be changed.
  - **In DRY operation**
    The temperature setting is lowered by 4.5°F (2.5°C) and the airflow rate is slightly increased.
  - **In FAN operation**
    The airflow rate is fixed at the maximum setting.
  - **When using priority room setting**
    Refer to "**Note for Multi System**".

Regarding the combination of POWERFUL and other operations

POWERFUL + COMFORT AIRFLOW	Not available*
POWERFUL + ECONO	
POWERFUL + OUTDOOR UNIT QUIET	

*Priority is given to the function of whichever button is pressed last.

1.9 POWERFUL / ECONO / OUTDOOR UNIT QUIET Operation

Useful Functions

POWERFUL Operation

POWERFUL operation quickly maximizes the cooling (heating) effect in any operation mode. In this mode, the air conditioner operates at maximum capacity.

To start POWERFUL operation

Press [Powerful] during operation.

- "Powerful" is displayed on the LCD.
- POWERFUL operation ends in 20 minutes. Then the system automatically operates again with the previous settings which were used before POWERFUL operation.

To cancel POWERFUL operation

Press [Powerful] again.

- "Powerful" disappears from the LCD.

ECONO Operation

ECONO operation enables efficient operation by limiting the maximum power consumption.
This function is useful to prevent the circuit breaker from tripping when the unit operates alongside other appliances on the same circuit.

To start ECONO operation

Press [Econo] during operation.

- "Econo" is displayed on the LCD.
- Not available in FAN ONLY mode.

To cancel ECONO operation

Press [Econo] again.

- "Econo" disappears from the LCD.

OUTDOOR UNIT QUIET Operation

OUTDOOR UNIT QUIET operation lowers the noise level of the outdoor unit by changing the frequency and fan speed of the outdoor unit.
This function is convenient during the night-time operation.

To start OUTDOOR UNIT QUIET operation

Press Quiet .

- " " is displayed on the LCD.

To cancel OUTDOOR UNIT QUIET operation

Press Quiet **again.**

- " " disappears from the LCD.

NOTE

Notes on POWERFUL operation

- Pressing Timer causes the settings to be canceled, and " " disappears from the LCD.
- POWERFUL operation will not increase the capacity of the air conditioner if the air conditioner is already in operation with its maximum capacity demonstrated.
  - **In COOL, HEAT and AUTO operation**
    To maximize the cooling (heating) effect, the capacity of outdoor unit increases and the airflow rate becomes fixed at the maximum setting. The temperature setting cannot be changed.
  - **In DRY operation**
    The temperature setting is lowered by 4.5°F (2.5°C) and the airflow rate is slightly increased.
  - **In FAN ONLY operation**
    The airflow rate is fixed at the maximum setting.
  - **When using priority room setting**
    Refer to "**Note for Multi System**".

Notes on ECONO operation

- Pressing Timer causes the settings to be canceled, and " " disappears from the LCD.
- If the power consumption level is already low, switching to ECONO operation will not reduce the power consumption.

Notes on OUTDOOR UNIT QUIET operation

- If using a multi system, the OUTDOOR UNIT QUIET operation will work only when this function is set on all operated indoor units. However, if using priority room setting, refer to "**Note for Multi System**".
- Even if the operation is stopped by using the remote controller or the indoor unit ON/OFF switch when using OUTDOOR UNIT QUIET operation, " " will remain displayed on the remote controller.
- OUTDOOR UNIT QUIET operation will not reduce the frequency nor fan speed if they already are operating at reduced levels.
- This operation is performed with lower power and therefore may not provide a sufficient cooling (heating) effect.

Possible combinations of ECONO / OUTDOOR UNIT QUIET operation and basic operations

	Operation mode				
	AUTO	DRY	COOL	HEAT	FAN
ECONO	✓	✓	✓	✓	–
OUTDOOR UNIT QUIET	✓	–	✓	✓	–

Some useful functions can be used together.

OUTDOOR UNIT QUIET + ECONO	Available
POWERFUL + OUTDOOR UNIT QUIET	Not available*
POWERFUL + ECONO	Not available*

*Priority is given to the function of whichever button is pressed last.

1.10 ECONO / OUTDOOR UNIT QUIET Operation

Useful Functions

ECONO / OUTDOOR UNIT QUIET Operation

ECONO operation enables efficient operation by limiting the maximum power consumption.
This function is useful to prevent the circuit breaker from tripping when the unit operates alongside other appliances on the same circuit.

OUTDOOR UNIT QUIET operation lowers the noise level of the outdoor unit by changing the frequency and fan speed of the outdoor unit. This function is convenient during the night-time operation.

To start operation

Press Econo/Quiet and select the desired mode.

- Each time Econo/Quiet is pressed, a different setting option is displayed on the LCD.

ECONO → OUTDOOR UNIT QUIET → Combination → blank (No Setting)

To cancel operation

Press Econo/Quiet until no icon is displayed.

NOTE

Notes on ECONO operation

- Pressing On/Off causes the settings to be canceled, and "⌥" disappears from the LCD.
- If the power consumption level is already low, switching to ECONO operation will not reduce the power consumption.

Notes on OUTDOOR UNIT QUIET operation

- If using a multi system, the OUTDOOR UNIT QUIET operation will work only when this function is set on all operated indoor units. However, if using priority room setting, refer to "**Note for Multi System**".
- Even if the operation is stopped by using the remote controller or the indoor unit ON/OFF switch when using OUTDOOR UNIT QUIET operation, "⌂" will remain displayed on the remote controller.
- OUTDOOR UNIT QUIET operation will not reduce the frequency nor fan speed if they already are operating at reduced levels.
- This operation is performed with lower power and therefore may not provide a sufficient cooling (heating) effect.

Possible combinations of ECONO / OUTDOOR UNIT QUIET operation and basic operations

	Operation mode				
	AUTO	DRY	COOL	HEAT	FAN
ECONO	✓	✓	✓	✓	–
OUTDOOR UNIT QUIET	✓	–	✓	✓	–

1.11 OUTDOOR UNIT QUIET Operation

OUTDOOR UNIT QUIET Operation

OUTDOOR UNIT QUIET operation lowers the noise level of the outdoor unit by changing the frequency and fan speed on the outdoor unit. This function is convenient during the night.

■ To start OUTDOOR UNIT QUIET operation

Press .

- "" is displayed on the LCD.

■ To cancel OUTDOOR UNIT QUIET operation

Press again.

- "" is no longer displayed on the LCD.

[Example] Using the OUTDOOR UNIT QUIET operation during the night.

- The noise level of the outdoor unit will be lower.
  This is convenient in consideration of your neighbors.

NOTE

■ **Notes on OUTDOOR UNIT QUIET operation**

- If using a multi system, the OUTDOOR UNIT QUIET operation will work only when this function is set on all operated indoor units. However, if using priority room setting, refer to "Note for multi system".
- This function is available in COOL, HEAT, and AUTO operation.
  This is not available in FAN and DRY operation.
- POWERFUL operation and OUTDOOR UNIT QUIET operation cannot be used at the same time.
  Priority is given to the function of whichever button is pressed last.
- Even the operation is stopped using the remote controller or the indoor unit ON/OFF switch when using OUTDOOR UNIT QUIET operation, "" will remain on the remote controller display.
- OUTDOOR UNIT QUIET operation will drop neither the frequency nor fan speed if they have been already dropped low enough.

1.12 ECONO Operation

ECONO Operation

ECONO operation is a function which enables efficient operation by limiting the maximum power consumption value.
This function is useful for cases in which attention should be paid to ensure a circuit breaker will not trip when the product runs alongside other appliances.

■ To start ECONO operation

Press ECONO during operation.

- "ECONO" is displayed on the LCD.

■ To cancel ECONO operation

Press ECONO again.

- "ECONO" is no longer displayed on the LCD.

[Example]

Normal operation

- In case the air conditioner and other appliances which require high power consumption are used at same time, a circuit breaker may trip if the air conditioner operate with its maximum capacity.

ECONO operation

- The maximum power consumption of the air conditioner is limited by using ECONO operation. The circuit breaker is unlikely to trip even if the air conditioner and other appliances are used at same time.

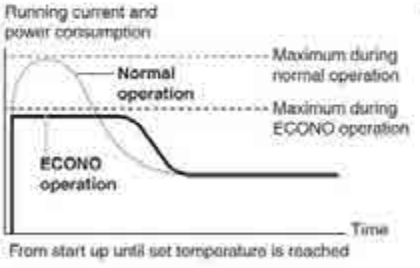

From start up until set temperature is reached

- This diagram is a representation for illustrative purposes only.
  The maximum running current and power consumption of the air conditioner in ECONO operation vary with the connecting outdoor unit.

NOTE

■ Notes on ECONO operation

- ECONO operation can only be set when the unit is running. Pressing ON/OFF causes the settings to be canceled, and "ECONO" is no longer displayed on the LCD.
- ECONO operation functions in AUTO, COOL, DRY, and HEAT operation.
- POWERFUL and ECONO operation cannot be used at the same time.
  Priority is given to the function of whichever button is pressed last.
- If the level of power consumption is already low, ECONO operation will not drop the power consumption.

1.13 TIMER Operation

FTXR Series

TIMER Operation

ON/OFF TIMER Operation

Timer functions are useful for automatically switching the air conditioner on or off at night or in the morning. You can also use the ON TIMER and OFF TIMER together.

To use ON TIMER operation

- Check that the clock is correct.
  If not, set the clock to the present time.

1. Press On **.**

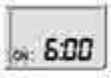

"6:00" is displayed on the LCD.
"ON" blinks.

- "⏲" and day of the week disappear from the LCD.

2. Press ▲▼ **until the time setting reaches the point you like.**

- Each pressing of either button increases or decreases the time setting by 10 minutes. Holding down either button changes the setting rapidly.

3. Press On **again.**

- The multi-monitor lamp blinks twice.
- "ON" and setting time are displayed on the LCD.
- The TIMER lamp periodically lights orange.

Display

To cancel ON TIMER operation

Press Cancel **.**

- "ON" and setting time disappear from the LCD.
- "⏲" and day of the week are displayed on the LCD.

NOTE

Notes on TIMER operation

- When TIMER is set, the present time is not displayed.
- When using the ON/OFF TIMER to start/stop operation, the actual operation start/stop time may differ from the time set. (Maximum of about 10 minutes)

In the following cases, set the timer again.

- After the circuit breaker has turned off.
- After a power failure.
- After replacing the batteries in the remote controller.

To use OFF TIMER operation

- Check that the clock is correct.
  If not, set the clock to the present time.

1. Press OFF.

"0:00" is displayed on the LCD.
"OFF" blinks.

- "⏲" and day of the week disappear from the LCD.

2. Press Select until the time setting reaches the point you like.

- Each pressing of either button increases or decreases the time setting by 10 minutes.
  Holding down either button changes the time setting rapidly.

3. Press OFF again.

- The multi-monitor lamp blinks twice.
- "OFF" and setting time are displayed on the LCD.
- The TIMER lamp periodically lights orange.

Display

To cancel OFF TIMER operation

Press Cancel.

- "OFF" and setting time disappear from the LCD.
- "⏲" and day of the week are displayed on the LCD.

To combine ON TIMER and OFF TIMER operation

- A sample setting for combining the 2 timers is shown below.

NOTE

NIGHT SET mode

- When the OFF TIMER is set, the air conditioner automatically adjusts the temperature setting (0.9°F (0.5°C) up in COOL, 3.6°F (2.0°C) down in HEAT) to prevent excessive cooling (heating) during sleeping hours.

CTXS, FTXS, CDXS, FDXS, FVXS Series

OFF TIMER Operation



Timer functions are useful for automatically switching the air conditioner on or off at night or in the morning. You can also use OFF TIMER and ON TIMER in combination.

■ To use OFF TIMER operation

- Check that the clock is correct.
  If not, set the clock to the present time.

1. Press OFF.



"0:00" is displayed on the LCD.
"OFF" blinks.

- "⏲" is no longer displayed on the LCD.

2. Press SELECT until the time setting reaches the point you like.

- Each pressing of either button increases or decreases the time setting by 10 minutes. Holding down either button changes the time setting rapidly.

3. Press OFF again.

- "OFF" and setting time are displayed on the LCD.
- The TIMER lamp lights yellow.

Display

■ To cancel OFF TIMER operation

Press CANCEL.

- "OFF" and setting time are no longer displayed on the LCD.
- "⏲" and day of the week are displayed on the LCD.
- The TIMER lamp goes off.

NOTE

■ Notes on TIMER operation

- When TIMER is set, the present time is not displayed.
- Once you set ON/OFF TIMER, the time setting is kept in the memory. The memory is canceled when remote controller batteries are replaced.
- When using the ON/OFF TIMER to start/stop operation, the actual operation start/stop time may differ from the time set. (Maximum of about 10 minutes)

■ NIGHT SET mode

- When the OFF TIMER is set, the air conditioner automatically adjusts the temperature setting (0.9°F (0.5°C) up in COOL, 3.6°F (2.0°C) down in HEAT) to prevent excessive cooling (heating) for your pleasant sleep.

ON TIMER Operation

■ To use ON TIMER operation

• Check that the clock is correct.
If not, set the clock to the present time.

1. Press **ON**.



"6:00" is displayed on the LCD.
"ON" blinks.

• "⏲" and day of the week are no longer displayed on the LCD.

2. Press **SELECT** until the time setting reaches the point you like.

• Each pressing of either button increases or decreases the time setting by 10 minutes.
Holding down either button changes the setting rapidly.

3. Press **ON** again.

• "ON" and setting time are displayed on the LCD.
• The TIMER lamp lights yellow.

Display

■ To cancel ON TIMER operation

Press **CANCEL**.

• "ON" and setting time are no longer displayed on the LCD.
• "⏲" and day of the week are displayed on the LCD.
• The TIMER lamp goes off.

■ To combine ON TIMER and OFF TIMER

• A sample setting for combining the 2 timers is shown below.



NOTE

■ **In the following cases, set the timer again.**
• After a breaker has turned off.
• After a power failure.
• After replacing batteries in the remote controller.

1.14 WEEKLY TIMER Operation

FTXR Series

TIMER Operation

WEEKLY TIMER Operation

Up to 4 timer settings can be saved for each day of the week. This is convenient to adapt the WEEKLY TIMER to your family's life style.

Setting example of the WEEKLY TIMER

The same timer settings are used from Monday through Friday, while different timer settings are used for the weekend.

[Monday] Make timer settings for programs 1-4.

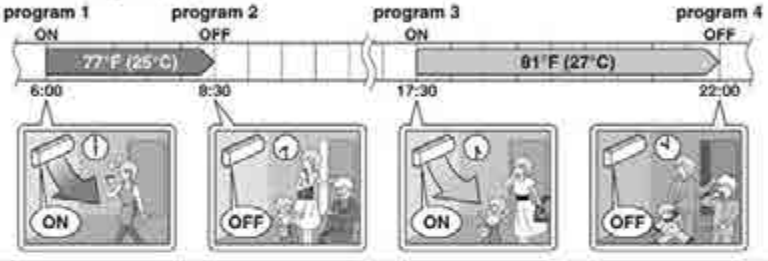

[Tuesday] to [Friday] Use the copy mode to make settings for Tuesday to Friday, because these settings are the same as those for Monday

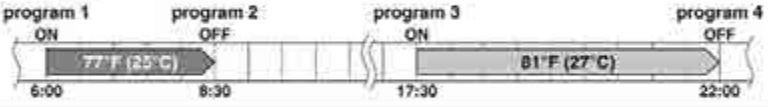

[Saturday] No timer settings

[Sunday] Make timer settings for programs 1-4.

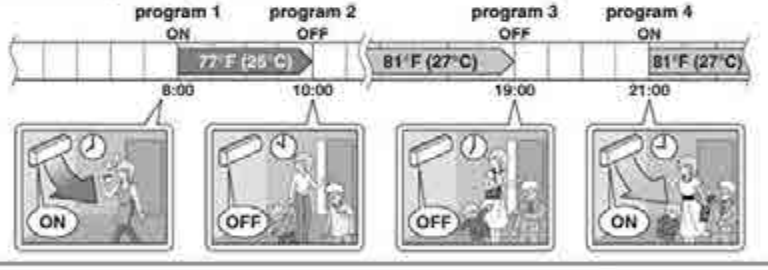

- Up to 4 reservations per day and 28 reservations per week can be set using the WEEKLY TIMER. The effective use of the copy mode simplifies timer programing.
- The use of ON-ON-ON-ON settings, for example, makes it possible to schedule operating mode and set temperature changes. Furthermore, by using OFF-OFF-OFF-OFF settings, only the turn off time of each day can be set. This will turn off the air conditioner automatically if you forget to turn it off.

3

To use WEEKLY TIMER operation

Setting mode

• Make sure the day of the week and time are set.
If not, set the day of the week and time.

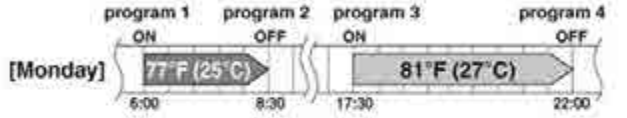

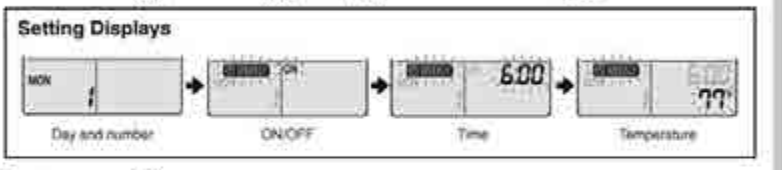

1. Press .

• The day of the week and the reservation number of the current day will be displayed.
• 1 to 4 settings can be made per day.

2. Press to select the desired day of the week and reservation number.

• Pressing changes the reservation number and the day of the week.

3. Press Next .

• The day of the week and reservation number will be set.
• " WEEKLY " and " ON " blink.

4. Press to select the desired mode.

• Pressing changes the " ON " or " OFF " setting in sequence.

Pressing puts the sequence in reverse.

• In case the reservation has already been set, selecting " blank " deletes the reservation.
• Proceed to **STEP 9** if " blank " is selected.
• To return to the day of the week and reservation number setting, press Back.

5. Press Next .

• The ON/OFF TIMER mode will be set.
• " WEEKLY " and the time blink.

TIMER Operation

WEEKLY TIMER Operation

6. Press Select to select the desired time.

- The time can be set between 0:00 and 23:50 in 10-minute intervals.
- To return to the ON/OFF TIMER mode setting, press Back.
- Proceed to **STEP 9** when setting the OFF TIMER.

7. Press Next.

- The time will be set.
- " WEEKLY " and the temperature blink.

8. Press Select to select the desired temperature.

- The temperature can be set between 50°F (10°C) and 90°F (32°C).
  COOL or AUTO: The unit operates at 64°F (18°C) even if it is set at 50°F (10°C) to 63°F (17°C).
  HEAT or AUTO : The unit operates at 86°F (30°C) even if it is set at 87°F (31°C) to 90°F (32°C).
- To return to the time setting, press Back.
- The set temperature is only displayed when the mode setting is on.

9. Press Next.

- Be sure to direct the remote controller toward the indoor unit and check for a receiving tone and blinking of the multi-monitor lamp.
- The multi-monitor lamp blinks twice.
- Temperature and time are set in the case of ON TIMER operation, and the time is set in the case of OFF TIMER operation.
- The next reservation screen will appear.
- To continue further settings, repeat the procedure from **STEP 4**.

10. Press ◈ to complete the setting.

- " WEEKLY " is displayed on the LCD and WEEKLY TIMER operation is activated.
- The TIMER lamp periodically lights orange.
  The multi-monitor lamp will not light orange if all the reservation settings are deleted.

Display

- A reservation made once can be easily copied and the same settings used for another day of the week. Refer to **Copy mode**.

NOTE

Notes on WEEKLY TIMER operation

- Do not forget to set the clock on the remote controller first.
- The day of the week, ON/OFF TIMER mode, time and set temperature (only for ON TIMER mode) can be set with the WEEKLY TIMER. Other settings for the ON TIMER are based on the settings just before the operation.
- WEEKLY TIMER and ON/OFF TIMER operation cannot be used at the same time. The ON/OFF TIMER operation has priority if it is set while WEEKLY TIMER is still active. The WEEKLY TIMER will enter the standby state, and " WEEKLY " will disappear from the LCD. When the ON/OFF TIMER is up, the WEEKLY TIMER will automatically become active.
- Turning off the circuit breaker, power failure, and other similar events will render operation of the indoor unit's internal clock inaccurate. Reset the clock.
- Back can be used only for the time and temperature settings. It cannot be used to go back to the reservation number.

Copy mode

- A reservation made once can be copied to another day of the week. The whole reservation of the selected day of the week will be copied.

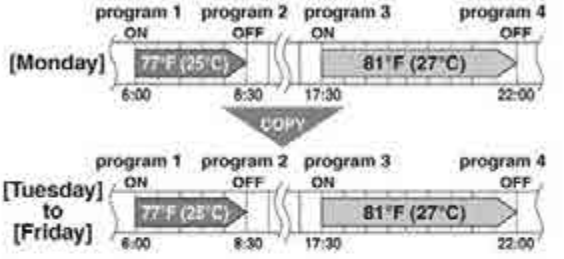

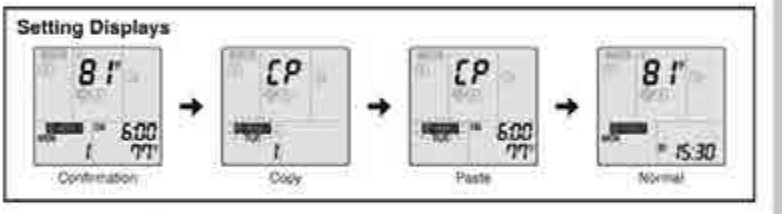

1. Press .

2. Press to confirm the day of the week to be copied.

3. Press Copy.

- The whole reservation of the selected day of the week will be copied.

4. Press to select the destination day of the week.

5. Press Copy.

- The multi-monitor lamp blinks twice.
- The reservation will be copied to the selected day of the week. The whole reservation of the selected day of the week will be copied.
- To continue copying the settings to other days of the week, repeat **STEP 4** and **STEP 5**.

6. Press to complete the setting.

- " " is displayed on the LCD and WEEKLY TIMER operation is activated.
- The TIMER lamp periodically lights orange.

NOTE

Note on COPY MODE

- The entire reservation of the source day of the week is copied in the copy mode.
  In the case of making a reservation change for any day of the week individually after copying the content of weekly reservations, press and change the settings in the steps of Setting mode.

TIMER Operation

WEEKLY TIMER Operation

Confirming a reservation

- The reservation can be confirmed.

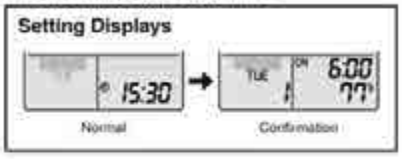

1. Press [ ].

- The day of the week and the reservation number of the current day will be displayed.

2. Press [ ] to select the day of the week and the reservation number to be confirmed.

- Pressing [ ] displays the reservation details.
- To change the confirmed reserved settings, select the reservation number and press [ ]. The mode is switched to setting mode. Proceed to **Setting mode** STEP *4*.

3. Press [ ] to exit the confirmation mode.

- " WEEKLY " is displayed on the LCD and WEEKLY TIMER operation is activated.
- The TIMER lamp periodically lights orange.
  The multi-monitor lamp will not light orange if all the reservation settings are deleted.

Display

To deactivate WEEKLY TIMER operation

Press [Weekly] while " WEEKLY " is displayed on the LCD.

- " WEEKLY " disappears from the LCD.
- To reactivate the WEEKLY TIMER operation, press [Weekly] again.
- If a reservation deactivated with [Weekly] is activated once again, the last reservation mode will be used.

NOTE

- If not all the reservation settings are reflected, deactivate the WEEKLY TIMER operation once. Then press [Weekly] again to reactivate the WEEKLY TIMER operation.

3

To delete reservations

An individual reservation

1. Press .
- The day of the week and the reservation number will be displayed.

2. Press to select the day of the week and the reservation number to be deleted.

3. Press Next .
- " WEEKLY " and " ON " or " OFF " blink.

4. Press until no icon is displayed.
- Pressing changes the ON/OFF TIMER mode in sequence.
- Selecting "blank" will cancel any reservation you may have.

ON → OFF → blank
ON TIMER OFF TIMER No Setting

Pressing puts the sequence in reverse.

5. Press Next .
- The selected reservation will be deleted.

6. Press .
- If there are still other reservations, WEEKLY TIMER operation will be activated.

Reservations for each day of the week

- This function can be used for deleting reservations for each day of the week.
- It can be used while confirming or setting reservations.

1. Press .
- The day of the week and the reservation number will be displayed.

2. Press to select the day of the week to be deleted.

3. Hold Weekly for about 5 seconds.
- The reservation of the selected day of the week will be deleted.

4. Press .
- If there are still other reservations, WEEKLY TIMER operation will be activated.

All reservations

Hold Weekly for about 5 seconds with the normal display.
- Be sure to direct the remote controller toward the indoor unit and check for a receiving tone.
- This operation cannot be used for the WEEKLY TIMER setting display.
- All reservations will be deleted.

CTXS, FTXS, FVXS Series

WEEKLY TIMER Operation

Up to 4 timer settings can be saved for each day of the week. It is convenient if the WEEKLY TIMER is set according to the family's life style.

■ Using in these cases of WEEKLY TIMER

Example: The same timer settings are made for the week from Monday through Friday while different timer settings are made for the weekend.

[Monday]	Make timer settings up to programs 1-4. 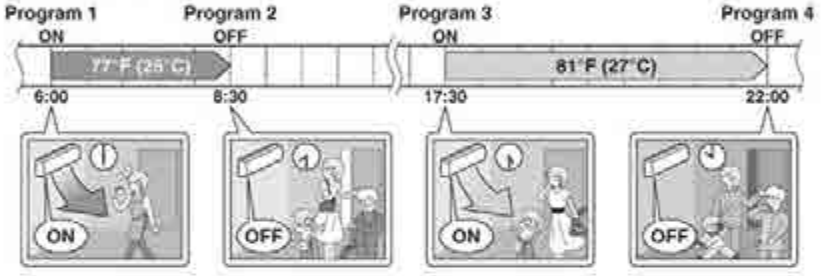
[Tuesday] to [Friday]	Use the copy mode to make settings for Tuesday to Friday, because these settings are the same as those for Monday. 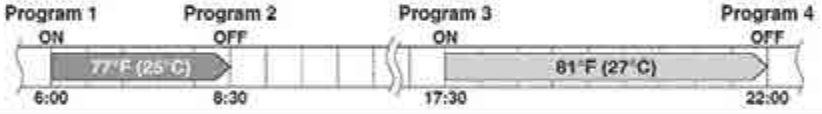
[Saturday]	No timer settings
[Sunday]	Make timer settings up to programs 1-4. 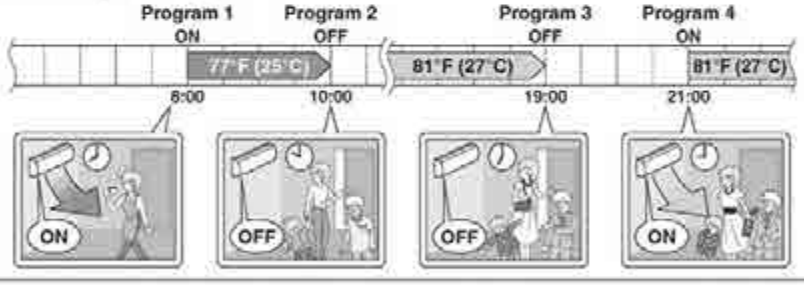

- Up to 4 reservations per day and 28 reservations per week can be set in the WEEKLY TIMER. The effective use of the copy mode ensures ease of making reservations.
- The use of ON-ON-ON-ON settings, for example, makes it possible to schedule operating mode and set temperature changes. Furthermore, by using OFF-OFF-OFF-OFF settings, only the turn off time of each day can be set. This will turn off the air conditioner automatically if the user forgets to turn it off.

WEEKLY TIMER Operation



■ To use WEEKLY TIMER operation

Setting mode

• Make sure the day of the week and time are set. If not, set the day of the week and time.

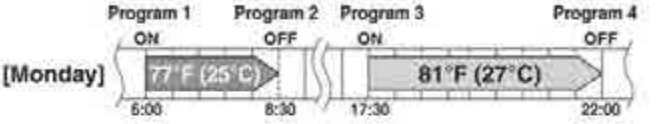

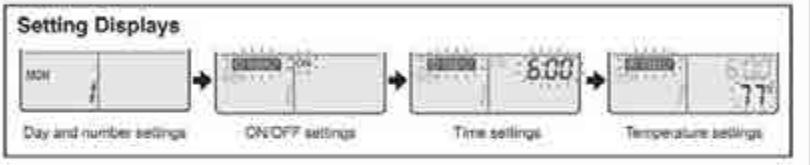

1. Press [◈].

- The day of the week and the reservation number of the current day will be displayed.
- 1 to 4 settings can be made per day.

2. Press [SELECT ▲▼] **to select the desired day of the week and reservation number.**

- Pressing [SELECT ▲▼] changes the reservation number and the day of the week.

3. Press [NEXT].

- The day of the week and reservation number will be set.
- "WEEKLY" and "ON" blink.

4. Press [SELECT ▲▼] **to select the desired mode.**

- Pressing [SELECT ▲▼] changes "ON" or "OFF" setting in sequence.

- In case the reservation has already been set, selecting "blank" deletes the reservation.
- Go to **STEP 9** if "blank" is selected.

5. Press [NEXT].

- The ON/OFF TIMER mode will be set.
- "WEEKLY" and the time blink.

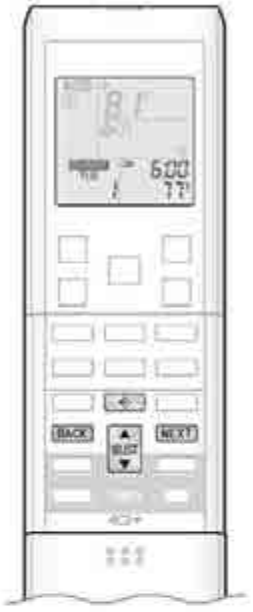

6. Press SELECT to select the desired time.

- The time can be set between 0:00 and 23:50 in 10 minute intervals.
- To return to the ON/OFF TIMER mode setting, press BACK.
- Go to **STEP** *9* when setting the OFF TIMER.

7. Press NEXT.

- The time will be set.
- "WEEKLY" and the temperature blink.

8. Press SELECT to select the desired temperature.

- The temperature can be set between 50°F (10°C) and 90°F (32°C).
  Cooling: The unit operates at 64°F (18°C) even if it is set at 50°F (10°C) to 63°F (17°C).
  Heating: The unit operates at 86°F (30°C) even if it is set at 87°F (31°C) to 90°F (32°C).
- To return to the time setting, press BACK.
- The set temperature is only displayed when the mode setting is on.

9. Press NEXT.

- The temperature will be set and go to the next reservation setting.
- To continue further settings, repeat the procedure from **STEP** *4*.

10. Press ◈ to complete the setting.

- Be sure to direct the remote controller toward the indoor unit and check for a receiving tone and flashing the OPERATION lamp.
- "WEEKLY" is displayed on the LCD and WEEKLY TIMER operation is activated.
- The TIMER lamp lights yellow.

Display

- A reservation made once can be easily copied and the same settings used for another day of the week. Refer to **Copy mode**.

NOTE

■ Notes on WEEKLY TIMER operation

- Do not forget to set the clock on the remote controller first.
- The day of the week, ON/OFF TIMER mode, time and set temperature (only for ON TIMER mode) can be set with WEEKLY TIMER. Other settings for ON TIMER are based on the settings just before the operation.
- Both WEEKLY TIMER and ON/OFF TIMER operation cannot be used at the same time. The ON/OFF TIMER operation has priority if it is set while WEEKLY TIMER is still active. The WEEKLY TIMER will go into standby state, and "WEEKLY" will be no longer displayed on the LCD. When ON/OFF TIMER is up, the WEEKLY TIMER will automatically become active.
- Only the time and set temperature with the WEEKLY TIMER are sent with the ◈. Set the WEEKLY TIMER only after setting the operation mode, the airflow rate and the airflow direction ahead of time.
- Shutting the breaker off, power failure, and other similar events will render operation of the indoor unit's internal clock inaccurate. Reset the clock.
- The BACK can be used only for the time and temperature settings. It cannot be used to go back to the reservation number.

WEEKLY TIMER Operation

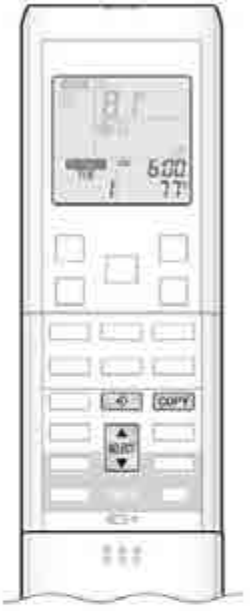

Copy mode

• A reservation made once can be copied to another day of the week. The whole reservation of the selected day of the week will be copied.

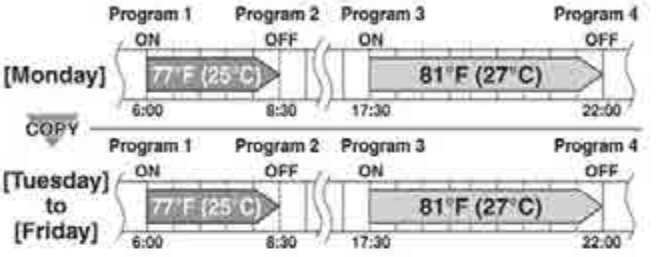

Setting Displays

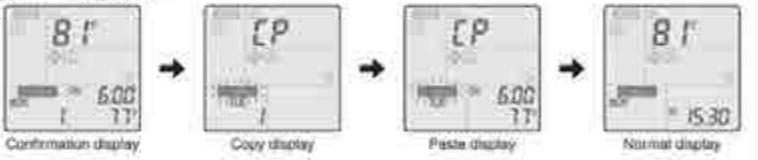

1. Press [◈].

2. Press [SELECT] to confirm the day of the week to be copied.

3. Press [COPY].

• The whole reservation of the selected day of the week will be copied.

4. Press [SELECT] to select the destination day of the week.

5. Press [COPY].

• The reservation will be copied to the selected day of the week. The whole reservation of the selected day of the week will be copied.

• To continue copying the settings to other days of the week, repeat **STEP *4*** and **STEP *5***.

6. Press [◈] to complete the setting.

• "WEEKLY" is displayed on the LCD and WEEKLY TIMER operation is activated.

NOTE

■ **Note on COPY MODE**

• The entire reservation of the source day of the week is copied in the copy mode.
In the case of making a reservation change for any day of the week individually after copying the content of weekly reservations, press [◈] and change the settings in the steps of [Setting mode].

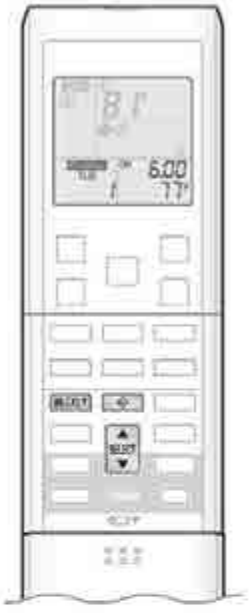

■ Confirming a reservation

• The reservation can be confirmed.

1. Press [◈].

• The day of the week and the reservation number of current day will be displayed.

2. Press [SELECT ▲▼] to select the day of the week and the reservation number to be confirmed.

• Pressing [SELECT ▲▼] displays the reservation details.

• To change the confirmed reserved settings, select the reservation number and press [NEXT].
The mode is switched to setting mode. Go to **Setting mode** **STEP 4**.

3. Press [◈] to exit confirming mode.

• "WEEKLY" is displayed on the LCD and WEEKLY TIMER operation is activated.
• The TIMER lamp lights yellow.

Display

■ To deactivate WEEKLY TIMER operation

Press [WEEKLY] while "WEEKLY" is displayed on the LCD.

• "WEEKLY" will be no longer displayed on the LCD.
• The TIMER lamp goes off.
• To reactivate the WEEKLY TIMER operation, press [WEEKLY] again.
• If a reservation deactivated with [WEEKLY] is activated once again, the last reservation mode will be used.

WEEKLY TIMER Operation

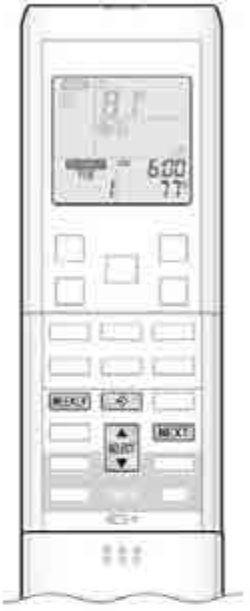

■ To delete reservations

The individual reservation

1. Press [◈].
- The day of the week and the reservation number will be displayed.

2. Press [SELECT ▲▼] to select the day of the week and the reservation number to be deleted.

3. Press [NEXT].
- "WEEKLY" and "ON" or "OFF" blink.

4. Press [SELECT ▲▼] and select "blank".
- Pressing [SELECT ▲▼] changes ON/OFF TIMER mode.
- The reservation will be no setting with selecting "blank".

ON → ON TIMER → OFF → OFF TIMER → blank → ON

Pressing [SELECT ▼] puts the sequence in reverse.

5. Press [NEXT].
- The selected reservation will be deleted.

6. Press [◈].
- If there are still other reservations, WEEKLY TIMER operation will be activated.

The reservations for each day of the week

- This function can be used for deleting reservations for each day of the week.
- It can be used while confirming or setting reservations.

1. Press [◈].
- The day of the week and the reservation number will be displayed.

2. Press [SELECT ▲▼] to select the day of the week to be deleted.

3. Hold [WEEKLY] for 5 seconds.
- The reservation of the selected day of the week will be deleted.

4. Press [◈].
- If there are still other reservations, WEEKLY TIMER operation will be activated.

All reservations

Hold [WEEKLY] for 5 seconds while normal display.
- Be sure to direct the remote controller toward the indoor unit and check for a receiving tone.
- This operation is not effective on the setting display of WEEKLY TIMER.
- All reservations will be deleted.

1.15 Note for Multi System

Multi Connection

Note for Multi System

A multi system has one outdoor unit connected to multiple indoor units.

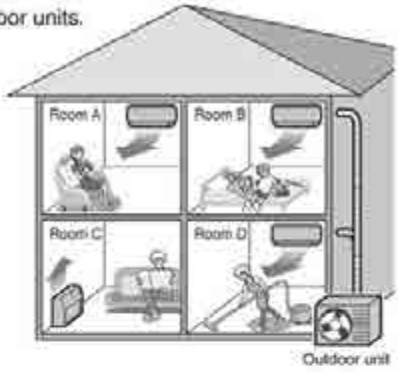

Selecting the operation mode

When the priority room setting is active but the set unit is not operating or when the priority room setting is inactive

When more than one indoor unit is operating, priority is given to the first unit that was turned on.
In this case, set the units that are turned on later to the same operation mode as the first unit.
Otherwise, they will enter the standby state, and the multi-monitor lamp will blink; this does not indicate malfunction.

NOTE

Notes on operation mode for a multi system

- COOL, DRY and FAN operation may be used at the same time.
- AUTO operation automatically selects COOL operation or HEAT operation based on the indoor temperature.
  Therefore, AUTO operation is available when selecting the same operation mode as that of the room with the first unit to be turned on.

⚠ CAUTION

- Normally, the operation mode in the room where the unit is first started is given priority, but the following situations are exceptions to this rule.
  If the operation mode of the first room is FAN operation, then using HEAT operation in any room after this will give priority to HEAT operation.
  In this situation, the indoor unit operating in FAN mode will switch to standby, and the multi-monitor lamp will blink.

With the priority room setting active

Refer to "**Priority room setting**" on the next page.

NIGHT QUIET mode (Available only for COOL operation)

NIGHT QUIET mode requires initial programming during installation. Please consult your retailer or dealer for assistance.
NIGHT QUIET mode reduces the operation noise of the outdoor unit during the night-time hours to prevent annoyance to neighbors.

- NIGHT QUIET mode is activated when the temperature drops 10.8°F (6°C) or more below the highest temperature recorded that day. When the temperature difference between the current outdoor temperature and the maximum outdoor temperature becomes less than 7.2°F (4°C), this function will be canceled.
- NIGHT QUIET mode slightly reduces the cooling efficiency of the unit.

OUTDOOR UNIT QUIET operation

Refer to "**OUTDOOR UNIT QUIET Operation**".

When the priority room setting is active but the set unit is not operating or when the priority room setting is inactive

When using the OUTDOOR UNIT QUIET operation feature with a multi system, set all indoor units to OUTDOOR UNIT QUIET operation using their remote controllers.
When canceling OUTDOOR UNIT QUIET operation, simply cancel the mode on one of the operating indoor units using their remote controller.
However OUTDOOR UNIT QUIET operation will remain displayed on the remote controllers for the other rooms.
We recommend you cancel operation in all rooms using their remote controllers.

With the priority room setting active

Refer to "**Priority room setting**" on the next page.

COOL/HEAT mode lock

The COOL/HEAT mode lock requires initial programming during installation. Please consult your authorized dealer for assistance. The COOL/HEAT mode lock sets the unit forcibly to either COOL or HEAT operation. This function is convenient when you wish to set all indoor units connected to the multi system to the same operation mode.

NOTE

- The COOL/HEAT mode lock cannot be activated together with the priority room setting.

Priority room setting (Not available on some models)

The priority room setting requires initial programming during installation. Please consult your authorized dealer for assistance. The room designated as the priority room takes priority in the following situations.

Operation mode priority

- As the operation mode of the priority room takes precedence, you can select a different operation mode from other rooms.

[Example]

- Room A is the priority room in this example.
  When COOL operation is selected in room A while operating the following modes in room B, C and D:

Operation mode in room B, C and D	Status of room B, C and D when the unit in room A is in COOL operation
COOL or DRY or FAN	The current operation mode is maintained.
HEAT	The unit enters the standby mode. Operation resumes when the room A unit stops operating.
AUTO	If the unit is set to COOL operation, it continues. If the unit is set to HEAT operation, it enters the standby mode. Operation resumes when the room A unit stops operating.

Priority when POWERFUL operation is used

[Example]

- Room A is the priority room in this example.
  The indoor units in rooms A, B, C and D are all operating. If the unit in room A enters POWERFUL operation, operation capacity will be concentrated in room A. In such a case, the cooling (heating) efficiency of the units in room B, C and D may be slightly reduced.

Priority when OUTDOOR UNIT QUIET operation is used

[Example]

- Room A is the priority room in this example.
  Just by setting the unit in room A to QUIET operation, the air conditioner starts OUTDOOR UNIT QUIET operation.
  You do not have to set all the indoor units in operation to OUTDOOR UNIT QUIET operation.

1.16 Care and Cleaning

FTXR Series

Care

Care and Cleaning

⚠ CAUTION

- Before cleaning, be sure to stop the operation and turn off the circuit breaker.
- Do not touch the aluminum fins of the indoor unit. If you touch those parts, this may cause an injury.

■ Quick reference

How to open the upper front panel

1) Hold the upper front panel by the sides and open it.
2) Fix the panel with the panel support plate.

How to close the upper front panel

1) Return the panel support plate to its previous position.
2) Turn the unit on and then off to close the panel properly.
- See instructions in **"Reattach the filters and close the upper front panel."** for a more detailed description.

Cleaning parts

Upper and lower front panels

- With the panels closed, wipe them with a soft damp cloth.

If dirty



Air filter

- Vacuum dust or wash the filter.

Once every 2 weeks

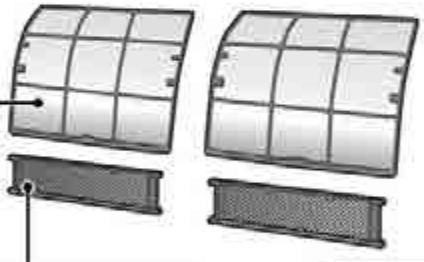

Titanium apatite deodorizing filter

- Vacuum dust or replace the filter.

[Cleaning] Once every 6 months

[Replacement] Once every 3 years

Indoor unit and remote controller

- Wipe them with a soft cloth.

If dirty

Notes on cleaning

For cleaning, do not use any of the following:
- Water hotter than 104°F (40°C)
- Volatile liquid such as benzine, gasoline and thinner
- Polishing compounds
- Rough materials such as a scrubbing brush

3

Care

■ Air filter

1. Pull out the air filters.

1) Open the upper front panel.
2) Set the panel support plate between the ribs on the unit to fix the upper front panel.
3) Push the filter tab at the center of each air filter a little upwards, then pull it down.

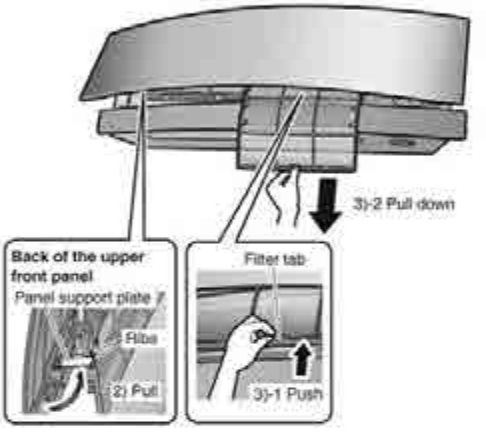

2. Wash the air filters with water or clean them with a vacuum cleaner.

- It is recommended to clean the air filters every 2 weeks.

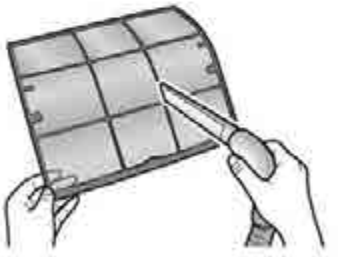

If the dust does not come off easily

- Wash the air filters with neutral detergent thinned with lukewarm water, then let them dry in the shade.
- Be sure to remove the titanium apatite deodorizing filter. Refer to **"Titanium apatite deodorizing filter"** on the next page.

3. Reattach the filters and close the upper front panel.

1) Return the panel support plate to its previous position and close the upper front panel slowly.

2) Do not push on the panel to close it.

3) Turn on the unit using the remote controller. Wait till the upper and lower front panels are completely open. Then, turn off the unit using the remote controller again.

4) Once the both panels close completely, gently push the upper front panel to hook it into position.

Care

Care and Cleaning

■ Titanium apatite deodorizing filter

1. Take off the titanium apatite deodorizing filters.

1) Open the upper front panel and pull out the air filters.
2) Hold the recessed parts of the frame and unhook the 4 claws.

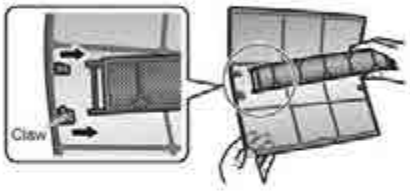

2. Clean or replace the titanium apatite deodorizing filters.

[Cleaning]

1) Vacuum dust, and soak in lukewarm water or water for about 10 to 15 minutes if very dirty.

- Do not remove the filter from the frame when washing with water.

2) After washing, shake off remaining water and let them dry in the shade.

- Do not wring out the filter to remove water from it.

[Replacement]

Remove the filter from the filter frame and attach a new one.

- Do not throw away the filter frame. Reuse the filter frame when replacing the titanium apatite deodorizing filter.
- When attaching the filter, check that the filter is properly set in the tabs.

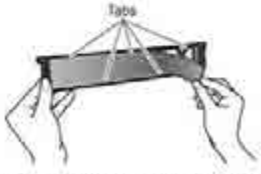

- Dispose of the old filter as non-flammable waste.

3. Reattach the filters and close the upper front panel.

1) Return the panel support plate to its previous position and close the upper front panel slowly.

2) Do not push on the panel to close it.

3) Turn on the unit using the remote controller. Wait till the upper and lower front panels are completely open. Then, turn off the unit using the remote controller again.

4) Once the both panels close completely, gently push the upper front panel to hook it into position.

NOTE

- Operation with dirty filters:
  - cannot deodorize the air,
  - cannot clean the air,
  - results in poor heating or cooling,
  - may cause odor.
- Dispose of old filters as non-flammable waste.
- To order a titanium apatite deodorizing filter, contact the dealer where you bought the air conditioner.

Item	Titanium apatite deodorizing filter (set of 2)
Part No.	KAF970A46 (without frame)

Care

■ Prior to a long period of non-use

1. Operate the FAN mode for several hours to dry out the inside.

1) Press [mode] and select " ".
   • When a multi outdoor unit is connected, make sure the HEAT operation is not being used in other rooms before you use the FAN operation.
2) Press [on/off] and start the operation.

2. After operation stops, turn off the circuit breaker for the room air conditioner.

3. Clean the air filters and reattach them.

4. To prevent battery leakage, take out the batteries from the remote controller.

■ We recommend periodical maintenance

- In certain operating conditions, the inside of the air conditioner may get foul after several seasons of use, resulting in poor performance. It is recommended to have periodical maintenance by a qualified contractor in addition to regular cleaning by the user.
- For qualified contractor maintenance, please contact the dealer where you bought the air conditioner.

CTXS, FTXS Series

Care and Cleaning

■ Quick reference

How to open / close the front panel

- Hold the front panel by the panel tabs on the both sides and open it.
- Press the front panel at both sides and the center to close it.

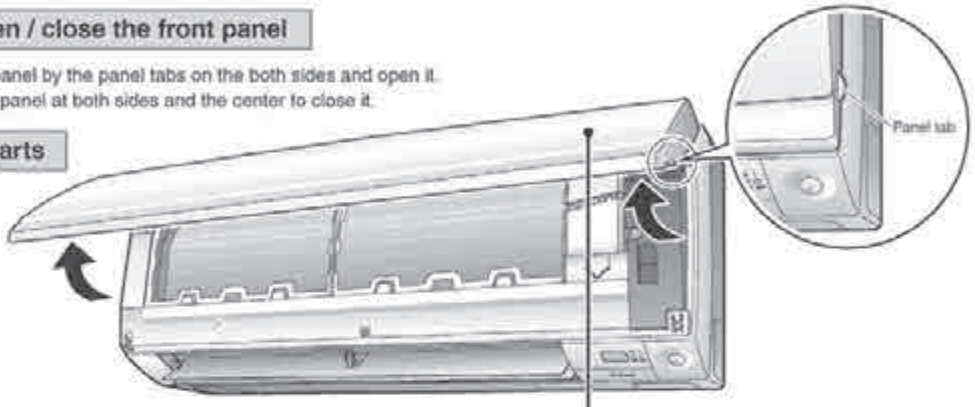

Cleaning parts



Air filter

- Vacuum dust or wash the filter.

Once every 2 weeks

Front panel

- Wipe it with a soft damp cloth.

If bothered by dirt

Titanium apatite deodorizing filter

- Vacuum dust or replace the filter.

[Cleaning] Once every 6 months

[Replacement] Once every 3 years

Indoor unit, Outdoor unit and Remote controller

- Wipe them with a soft cloth.

If bothered by dirt

Notes on cleaning

■ **For cleaning, do not use the materials as follows.**

- Hot water above 104°F (40°C).
- Benzine, gasoline, thinner, other volatile oils.
- Polishing compound.
- Scrubbing brushes, other hard stuff.

⚠ CAUTION

- Before cleaning, be sure to stop the operation and turn the breaker off.
- Do not touch the aluminum fins of the indoor unit. If you touch those parts, this may cause an injury.

Care and Cleaning

■ Front panel

1. Remove the front panel.

- Open the front panel.
- Slide the front panel to either the left or right and pull it toward you.
  This will disconnect the front panel shaft on one side.

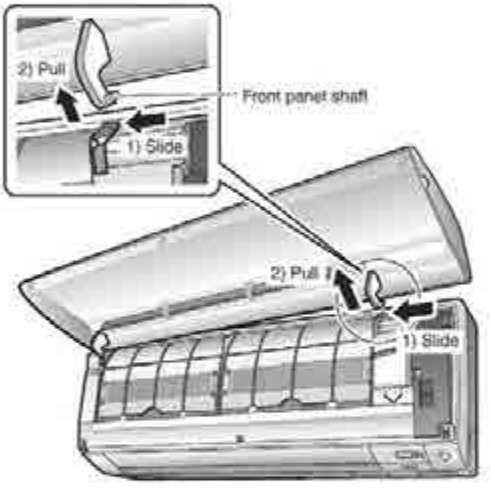

- Disconnect the front panel shaft on the other side in the same manner.

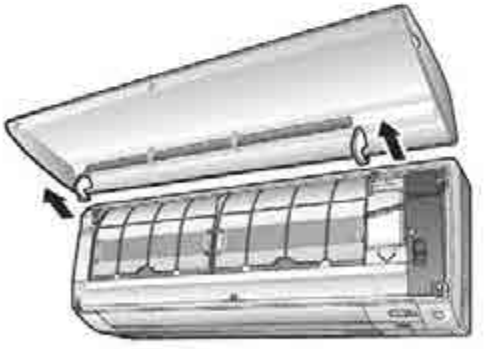

2. Clean the front panel.

- Wipe it with a soft damp cloth.
- Only neutral detergent may be used.
- In case of washing the panel with water, wipe it with a dry soft cloth, and let it dry in the shade after washing.

3. Attach the front panel.

- Align the front panel shaft on the left and right of the front panel with the slots, then push them all the way in.

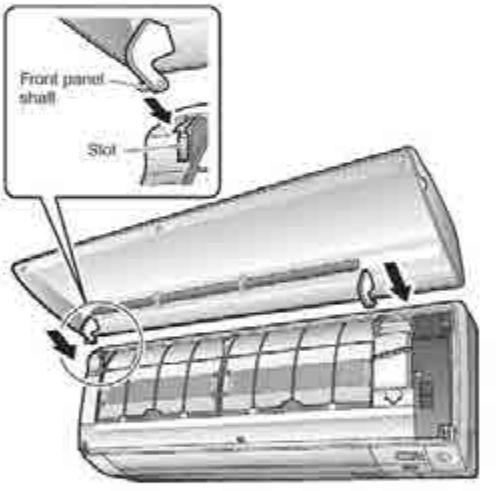

- Close the front panel slowly. (Press the panel at both sides and the central area.)

⚠ CAUTION

- When removing or attaching the front panel, stand on a solid, stable base and take care not to fall.
- When removing or attaching the front panel, support the panel securely with hand to prevent it from falling.
- After cleaning, make sure that the front panel is securely fixed.

■ Air filter

1. Pull out the air filters.

- Open the front panel.
- Push the filter tab at the center of each air filter slightly upward, then pull it down.

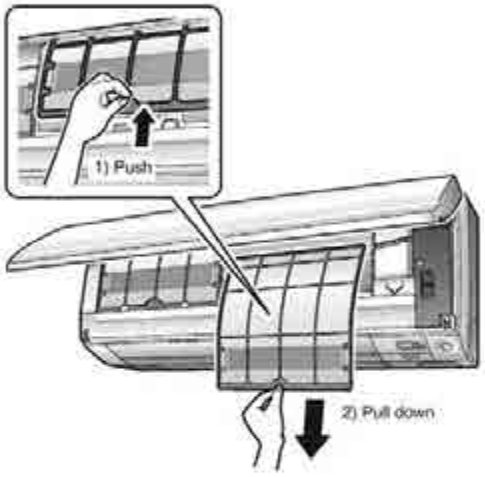

2. Wash the air filters with water or clean them with vacuum cleaner.

- It is recommended to clean the air filters every 2 weeks.

If the dust does not come off easily

- Wash the air filters with neutral detergent thinned with lukewarm water, then let them dry in the shade.
- Be sure to remove the titanium apatite deodorizing filter. Refer to " Titanium apatite deodorizing filter " on the next page.

3. Set the filters as they were and close the front panel.

- Press the front panel at both sides and the central area.

⚠ CAUTION

- Do not touch the aluminum fins by bare hand at the time of dismounting or mounting the filter.

Care and Cleaning

■ Titanium apatite deodorizing filter

1. Take off the titanium apatite deodorizing filter.

- Open the front panel and pull out the air filters.
- Hold the recessed parts of the frame and unhook the 4 claws.

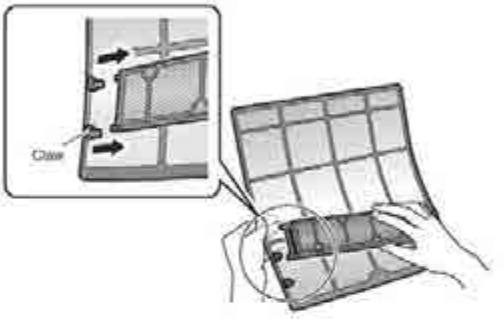

2. Clean or replace the titanium apatite deodorizing filter.

[Maintenance]

2-1 Vacuum dust, and soak in lukewarm water or water for about 10 to 15 minutes if dirt is heavy.

- Do not remove the filter from frame when washing with water.

2-2 After washing, shake off remaining water and dry in the shade.

- Since the material is made out of polyester, do not wring out the filter when removing water from it.

[Replacement]

Remove the tabs on the filter frame and replace with a new filter.

- Do not throw away the filter frame. Reuse the filter frame when replacing the titanium apatite deodorizing filter.
- Dispose of the old filter as non-flammable waste.

3. Set the filters as they were and close the front panel.

- Press the front panel at both sides and the central area.



NOTE

- Operation with dirty filters:
  - cannot deodorize the air,
  - cannot clean the air,
  - results in poor heating or cooling,
  - may cause odor.
- Dispose of old filters as non-flammable waste.
- To order a titanium apatite deodorizing filter, contact the dealer where you bought the air conditioner.

Item	Titanium apatite deodorizing filter (without frame) 1 set
Part No.	KAF970A46

■ Check the units

- ■ Check that the base, stand and other fittings of the outdoor unit are not decayed or corroded.
- ■ Check that nothing blocks the air inlets and the outlets of the indoor unit and the outdoor unit.
- ■ Check that the drain comes smoothly out of the drain hose during COOL or DRY operation.
  - If no drain water is seen, water may be leaking from the indoor unit. Stop operation and consult the service shop if this is the case.

■ Before a long idle period

1. Operate the FAN only for several hours on a nice day to dry out the inside.

- Press MODE and select "fan" operation.
- Press and start the operation.

2. After operation stops, turn off the circuit breaker for the room air conditioner.

3. Clean the air filters and set them again.

4. Take out batteries from the remote controller.

- When a multi outdoor unit is connected, make sure the HEAT operation is not being used in other rooms before you use the FAN operation.

■ We recommend periodical maintenance

- In certain operating conditions, the inside of the air conditioner may get foul after several seasons of use, resulting in poor performance. It is recommended to have periodical maintenance by a specialist aside from regular cleaning by the user.
- For specialist maintenance, contact the service shop where you purchased the air conditioner.
- The maintenance cost must be borne by the user.

CDXS, FDXS Series

Care and Cleaning

⚠ CAUTION
- Only a qualified service person is allowed to perform maintenance.
- Before cleaning, be sure to stop the operation and turn the breaker off.

■ Air filter

1. Removing the air filter.

- Rear suction
  Pull the bottom side of the air filter backwards, over the bends.
- Bottom suction
  Pull the filter over the bends situated at the backside of the unit.

2. Cleaning the air filter.

- Remove dust from the air filter using a vacuum cleaner and gently rinse them in cool water. Do not use detergent or hot water to avoid filter shrinking or deformation. After cleaning dry them in the shade.

3. Replacing the air filter.

- Rear suction
  Hook the filter behind the flap situated at the top of the unit and push the other side gently over the bends.
- Bottom suction
  Hook the filter behind the flap situated at the middle of the unit and push the other side gently over the bends.

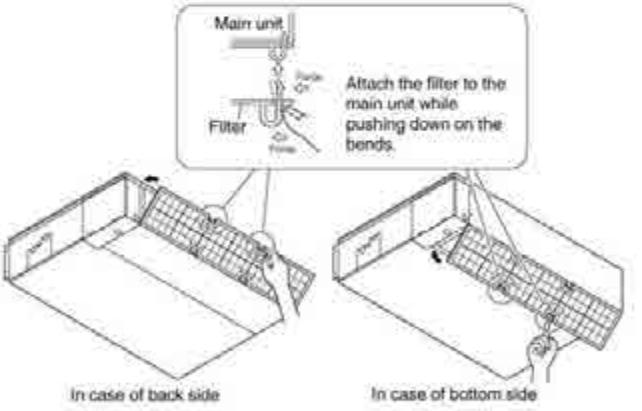

FDXS09/12, CDXS07/15/18 : 2 bends
CDXS24 : 3 bends

■ Drain pan

- Clean the drain pan periodically, or drain piping may be clogged with dust and may result in water leakage. Ask your DAIKIN dealer to clean them.
- Prepare a cover locally to prevent any dust in the air around the indoor unit from getting in the drain pan, if there is a great deal of dust present.

⚠ CAUTION

- Do not operate the air conditioner without filters, this to avoid dust accumulation inside the unit.
- Do not remove the air filter except when cleaning. Unnecessary handling may damage the filter.
- Do not use gasoline, benzene, thinner, polishing powder, liquid insecticide, It may cause discoloring or warping.
- Do not let the indoor unit get wet. It may cause an electric shock or a fire.
- Operation with dusty air filters lowers the cooling and heating capacity and wastes energy.
- The suction grille is option.
- Do not use water or air of 122°F (50°C) or higher for cleaning air filters and outside panels.
- Ask your DAIKIN dealer how to clean it.

■ Check the units

- Check that the base, stand and other fittings of the outdoor unit are not decayed or corroded.
- Check that nothing blocks the air inlets and the outlets of the indoor unit and the outdoor unit.
- Check that the drain comes smoothly out of the drain hose during COOL or DRY operation.
  - If no drain water is seen, water may be leaking from the indoor unit. Stop operation and consult the service shop if this is the case.

■ Before a long idle period

1. Operate the FAN only for several hours on a nice day to dry out the inside.

- Press MODE and select "fan" operation.
- Press ON/OFF and start the operation.

2. After operation stops, turn off the circuit breaker for the room air conditioner.

3. Clean the air filters and set them again.

4. Take out batteries from the remote controller.

- When a multi outdoor unit is connected, make sure the HEAT operation is not being used in other rooms before you use the FAN operation.

■ We recommend periodic maintenance

- In certain operating conditions, the inside of the air conditioner may get foul after several seasons of use, resulting in poor performance. It is recommended to have periodic maintenance by a specialist aside from regular cleaning by the user.
- For specialist maintenance, contact the service shop where you purchased the air conditioner.
- The maintenance cost must be borne by the user.

FVXS Series

Care

Care and Cleaning

⚠ CAUTION

- Before cleaning, be sure to stop the operation and turn off the circuit breaker.
- Do not touch the aluminum fins of the indoor unit. If you touch those parts, this may cause an injury.

■ Quick reference

Cleaning parts

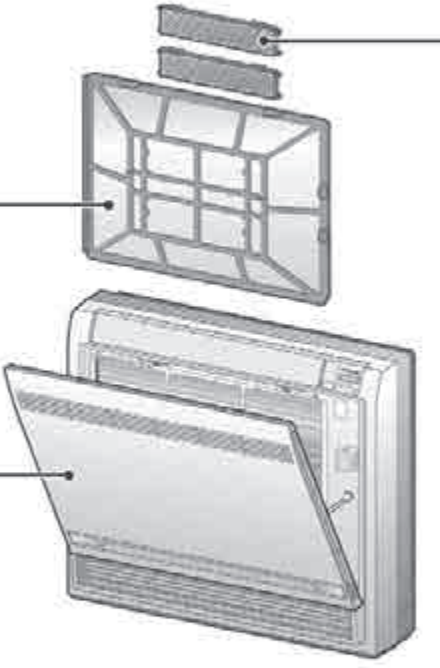

Air filter

- Vacuum dust or wash the filter.

Once every 2 weeks

Front panel

- Wipe it with a soft damp cloth.

If dirty

Indoor unit, Outdoor unit and Remote controller

- Wipe them with a soft cloth.

If dirty

Titanium apatite deodorizing filter

- Vacuum dust or replace the filter.

[Cleaning] Once every 6 months

[Replacement] Once every 3 years

Notes on cleaning

For cleaning, do not use any of the following:

- Water hotter than 104°F (40°C)
- Volatile liquid such as benzene, petrol and thinner
- Polishing compounds
- Rough materials such as a scrubbing brush

⚠ CAUTION

- When removing or attaching the front panel, stand on solid ground and use caution.
- When removing or attaching the front panel, support the panel securely with your hand to prevent it from falling.

■ Front panel

1. Open the front panel.

- Slide the 2 stoppers on the left and right sides inward until they click.

2. Remove the front panel.

- Remove the string.
- Allowing the front panel to fall forward will enable you to remove it.
- Disconnect the front panel hooks from the grooves.

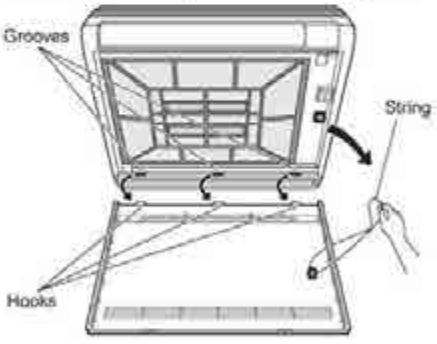

3. Clean the front panel.

- Wipe it with a soft damp cloth.
- Only neutral detergent may be used.
- Wash the panel with water, wipe it with a dry soft cloth, and let it dry in the shade after washing.

4. Reattach the front panel.

- Insert the front panel hooks into the grooves of the unit (3 places).
- Attach the string to the right, inner-side of the front grille.
- Close the panel slowly.

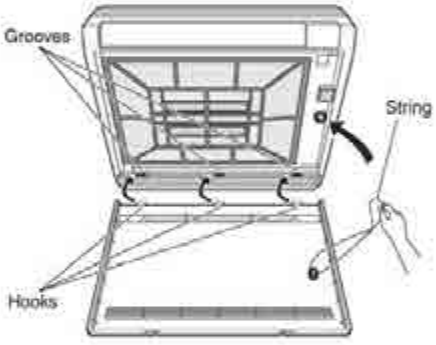

5. Close the front panel slowly.

- Slide the 2 stoppers on the left and right sides outward until they click.

- Make sure that the front panel is securely fixed.

Care

Care and Cleaning

■ Air filter

1. Open the front panel.

2. Pull out the air filter.

- Press the claws on the right and left of the air filter down slightly, then pull upward.

3. Take off the Titanium apatite deodorizing filters.

- Hold the recessed parts of the frame and unhook the 4 claws.

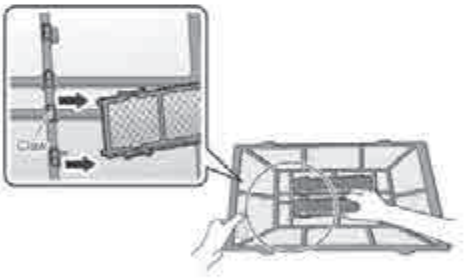

4. Wash the air filter with water or clean it with a vacuum cleaner.

- It is recommended to clean the air filter every 2 weeks.

If the dust does not come off easily

- Wash the air filter with neutral detergent thinned with lukewarm water, then let it dry in the shade.
- Be sure to remove the Titanium apatite deodorizing filter. Refer to "**Titanium apatite deodorizing filter**" on the next page.

5. Insert the Titanium apatite deodorizing filters as they were.

6. Reattach the filters.

7. Close the front panel slowly.

■ Titanium apatite deodorizing filter

1. Open the front panel and pull out the air filter.

2. Take off the Titanium apatite deodorizing filters.

• Hold the recessed parts of the frame and unhook the 4 claws.

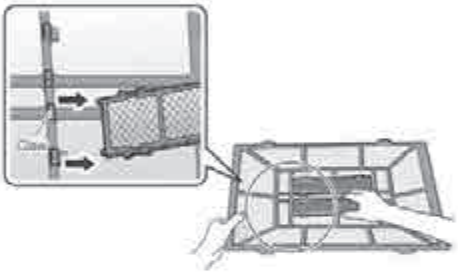

3. Clean or replace the Titanium apatite deodorizing filters.

[Cleaning]

3-1 Vacuum dust, and soak in lukewarm water or water for about 10 to 15 minutes if very dirty.

• Do not remove the filter from the frame when washing with water.

3-2 After washing, shake off remaining water and let them dry in the shade.

• Do not wring out the filter to remove water from it.

[Replacement]

Remove the filter from the filter frame and prepare a new one.

• Do not throw away the filter frame. Reuse the filter frame when replacing the Titanium apatite deodorizing filter.

• Dispose of the old filter as non-flammable waste.

4. Insert the Titanium apatite deodorizing filters as they were.

• When attaching the filter, check that the filter is properly set in the tabs.

5. Reattach the filters.

6. Close the front panel slowly.

NOTE

• Operation with dirty filters:
- cannot deodorize the air,
- cannot clean the air,
- results in poor heating or cooling,
- may cause odor.

• Dispose of old filters as non-flammable waste.

• To order a Titanium apatite deodorizing filter, contact the dealer where you bought the air conditioner.

Item	Titanium apatite deodorizing filter (without frame) 1 set
Part No.	KAF968B42

Care

Care and Cleaning

■ Prior to a long period of non-use

1. Operate the FAN mode for several hours to dry out the inside.

1) Press [Mode] and select " ".
   • When a multi outdoor unit is connected, make sure the HEAT operation is not being used in other rooms before you use the FAN operation.
2) Press [ON/OFF] and start the operation.

2. After operation stops, turn off the circuit breaker for the room air conditioner.

3. Take out the batteries from the remote controller.

■ We recommend periodical maintenance

- In certain operating conditions, the inside of the air conditioner may get foul after several seasons of use, resulting in poor performance. It is recommended to have periodical maintenance by a qualified contractor in addition to regular cleaning by the user.
- For qualified contractor maintenance, please contact the dealer where you bought the air conditioner.

1.17 Troubleshooting

FTXR Series

When the Need Arises

FAQ

Indoor unit

The flaps do not start swinging immediately.

- The air conditioner is adjusting the position of the flaps. The flaps will start moving soon.

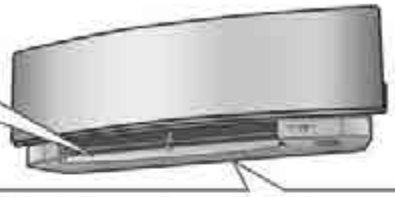

The air conditioner stops generating airflow during HEAT operation.

- Once the set temperature is reached, the airflow rate is reduced and operation stopped in order to avoid generating a cool airflow. Operation will resume automatically when the indoor temperature falls.

HEAT operation stops suddenly and a flowing sound is heard.

- The outdoor unit is defrosting. HEAT operation starts after the frost on the outdoor unit has been removed. This can take about 4 to 12 minutes.

Operation does not start soon.

- **When the unit is turned on again soon after being turned off.**
- **When the mode was reselected.**
  - This is to protect the air conditioner. You should wait for about 3 minutes.

Different sounds are heard.

- **A sound like flowing water**
  - This sound is generated because the refrigerant in the air conditioner is flowing.
  - This is a pumping sound of the water in the air conditioner and can be heard when the water is pumped out from the air conditioner during COOL or DRY operation.
  - The refrigerant flows in the air conditioner even if the air conditioner is not working when the indoor units in other rooms are in operation.
- **Blowing sound**
  - This sound is generated when the flow of the refrigerant in the air conditioner is switched over.
- **Ticking sound**
  - This sound is generated when the cabinet and frame of the air conditioner slightly expand or shrink as a result of temperature changes.
- **Whistling sound**
  - This sound is generated when refrigerant flows during defrosting operation.
- **Clicking sound during operation or idle time**
  - This sound is generated when the refrigerant control valves or the electrical parts operate.
- **Clopping sound**
  - This sound is heard from the inside of the air conditioner when the exhaust fan is activated while the room doors are closed. Open the window or turn off the exhaust fan.

Outdoor unit

Operating sound is loud.

- When frost forms on the heat exchanger of the outdoor unit, the operating sound level increases slightly.

The outdoor unit emits water or steam.

- **In HEAT operation**
  - The frost on the outdoor unit melts into water or steam when the air conditioner is in defrosting operation.
- **In COOL or DRY operation**
  - Moisture in the air condenses into water on the cool surface of the outdoor unit piping and drips.

Troubleshooting

Before making an inquiry or a request for repair, please check the following.
If the problem persists, consult your dealer.

Not a problem
This case is not a problem.

Check
Please check again before requesting repairs.

The air conditioner does not operate

Case	Description / what to check
Multi-monitor lamp is off.	• Has the circuit breaker been tripped or the fuse blown? • Is there a power failure? • Are batteries set in the remote controller? • Is the timer setting correct?
Multi-monitor lamp is blinking.	• Turn off the power with the circuit breaker and restart operation with the remote controller. If the multi-monitor lamp is still blinking, check the error code and consult your dealer.

The air conditioner suddenly stops operating

Case	Description / what to check
Multi-monitor lamp is on.	• To protect the system, the air conditioner may stop operating after sudden large voltage fluctuations. It automatically resumes operation in about 3 minutes.
Multi-monitor lamp is blinking.	• Are the air filters dirty? Clean the air filters. • Is there anything blocking the air inlet or air outlet of the indoor unit or outdoor unit? Stop operation and after turning off the circuit breaker, remove the obstruction. Then restart operation with the remote controller. If the multi-monitor lamp is still blinking, check the error code and consult your dealer. • Are operation modes all the same for indoor units connected to outdoor units in the multi system? If not, set all indoor units to the same operation mode and confirm that the lamps. Moreover, when the operation mode is in AUTO, set all indoor unit operation modes to COOL or HEAT for a moment and check again that the lamps are normal. If the lamps stop blinking after the above steps, there is no malfunction.

The air conditioner does not stop operating

Case	Description / what to check
The air conditioner continues operating even after operation is stopped.	■ **Immediately after the air conditioner is stopped** • The outdoor unit fan continues rotating for about another 1 minute to protect the system. ■ **While the air conditioner is not in operation** • When the outdoor temperature is high, the outdoor unit fan may start rotating to protect the system.

The room does not cool down / warm up

Case	Description / what to check
Air does not come out.	■ **In HEAT operation** • The air conditioner is warming up. Wait for about 1 to 4 minutes. • During defrosting operation, hot air does not flow out of the indoor unit. ■ **When the air conditioner operates immediately after the circuit breaker is turned on** • The air conditioner is preparing to operate. Wait for about 3 to 20 minutes.

Troubleshooting

The room does not cool down / warm up

Case	Description / what to check
Air does not come out / Air comes out.	■ **Is the airflow rate setting appropriate?** • Is the airflow rate setting low, such as "Indoor unit quiet" or "Airflow rate 1"? Increase the airflow rate setting. ■ **Is the set temperature appropriate?** ■ **Is the adjustment of the airflow direction appropriate?**
Air comes out.	• Is there any furniture directly under or beside the indoor unit? • Is the air conditioner in ECONO operation or OUTDOOR UNIT QUIET operation? • Is the air filter dirty? • Is there anything blocking the air inlet or air outlet of the indoor unit or outdoor unit? • Is a window or door open? • Is an exhaust fan turning?

Mist comes out

Case	Description / what to check
Mist comes out of the indoor unit.	• This happens when the air in the room is cooled into mist by the cold airflow during COOL or other operation.

Remote controller

Case	Description / what to check
The unit does not receive signals from the remote controller or has a limited operating range.	• The batteries may be exhausted. Replace both batteries with new dry batteries AAA.LR03 (alkaline). For details, refer to "**Preparation Before Operation**". • Signal communication may be disabled if an electronic-starter-type fluorescent lamp (such as inverter-type lamps) is in the room. Consult your dealer if that is the case. • The remote controller may not function correctly if the transmitter is exposed to direct sunlight.
LCD is faint, is not working, or the display is erratic.	• The batteries may be exhausted. Replace both batteries with new dry batteries AAA.LR03 (alkaline). For details, refer to "**Preparation Before Operation**".
Other electric devices start operating.	• If the remote controller activates other electric devices, move them away or consult your dealer.

Air has an odor

Case	Description / what to check
The air conditioner gives off an odor.	• The room odor absorbed in the unit is discharged with the airflow. We recommend you to have the indoor unit cleaned. Please consult your dealer.

Upper and lower front panels

Case	Description / what to check
Upper and lower front panels do not open. (Multi-monitor lamp is blinking.)	• Is there something caught in the upper and lower front panels? Remove the object and attempt operation again using the remote controller. If the upper and lower front panels still do not open and the multi-monitor lamp is still blinking, consult your dealer where you bought the air conditioner.
Upper front panel does not close completely.	• Are the upper front panel locks set appropriately?
If the upper and lower front panels are closed while the air conditioner is in operation, the air conditioner will stop operating and the multi-monitor lamp will blink.	• Restart the air conditioner after stopping the operation of the air conditioner with the remote controller.

Others

Case	Description / what to check
The air conditioner suddenly starts behaving strangely during operation.	• The air conditioner may malfunction due to lightning or radio. If the air conditioner malfunctions, turn off the power with the circuit breaker and restart the operation with the remote controller.
HEAT operation cannot be selected, even though the unit is heat pump model.	• Check that the jumper (J8) has not been cut. If it has been cut, contact your dealer.
The ON/OFF TIMER does not operate according to the settings.	• Check if the ON/OFF TIMER and the WEEKLY TIMER are set to the same time. Change or deactivate the settings in the WEEKLY TIMER.

Notes on the operating conditions

- If operation continues under any conditions other than those listed in the table,
  - A safety device may activate to stop the operation. (With a multi connection in COOL operation, the safety device may work to stop the operation of the outdoor unit only.)
  - Dew may form on the indoor unit and drip from it when COOL or DRY operation is selected.

Mode	Operating conditions
COOL / DRY	Outdoor temperature: [MXS models]: 14-115°F (-10-46°C) [MXL models]: 14-115°F (-10-46°C) [RX models]: 50-115°F (10-46°C) Indoor temperature: 64-90°F (18-32°C) Indoor humidity: 80% max.
HEAT	Outdoor temperature: [MXS models]: 5-75°F (-15-24°C) [MXL models]: -13-75°F (-25-24°C) [RX models]: 5-75°F (-15-24°C) Indoor temperature: 50-86°F (10-30°C)

When the Need Arises

Troubleshooting

■ Call your dealer immediately

⚠ WARNING

When an abnormality (such as a burning smell) occurs, stop operation and turn off the circuit breaker.
- Continued operation in an abnormal condition may result in problems, electric shock or fire.
- Consult the dealer where you bought the air conditioner.

Do not attempt to repair or modify the air conditioner by yourself.
- Incorrect work may result in electric shock or fire.
- Consult the dealer where you bought the air conditioner.

If one of the following symptoms takes place, call your dealer immediately.

- **The power cord is abnormally hot or damaged.**
- **An abnormal sound is heard during operation.**
- **The circuit breaker cuts off the operation frequently.**
- **A switch or a button often fails to work properly.**
- **There is a burning smell.**
- **Water leaks from the indoor unit.**

Turn off the circuit breaker and call your dealer.

■ After a power failure
- The air conditioner automatically resumes operation in about 3 minutes. Please wait for a while.

■ Lightning
- If there is a risk lightning could strike in the neighborhood, stop operation and turn off the circuit breaker to protect the system.

■ Disposal requirements

- Dismantling of the unit, handling of the refrigerant, oil and other parts, should be done in accordance with the relevant local and national regulations.

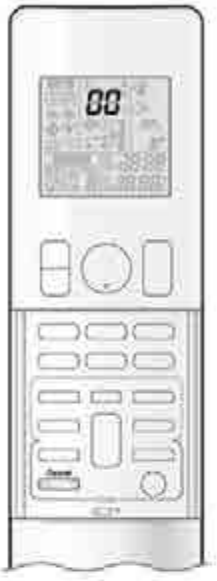

■ Fault diagnosis by remote controller

• The remote controller can receive relevant error codes from the indoor unit.

1. When Cancel is held down for about 5 seconds, "00" blinks in the temperature display section.

2. Press Cancel repeatedly until a long beep is produced.

• The code indication changes as shown below, and notifies you with a long beep.

	CODE	MEANING
SYSTEM	00	NORMAL
	U0	REFRIGERANT SHORTAGE
	U2	OVER-VOLTAGE DETECTION
	U4	SIGNAL TRANSMISSION ERROR (BETWEEN INDOOR AND OUTDOOR UNIT)
INDOOR UNIT	A1	INDOOR UNIT PCB ABNORMALITY
	A5	FREEZE-UP PROTECTION OR HEATING PEAK-CUT CONTROL
	A6	FAN MOTOR (DC MOTOR) ABNORMALITY
	C4	INDOOR HEAT EXCHANGER THERMISTOR ABNORMALITY
	C7	FRONT PANEL OPEN /CLOSE FAULT
	C9	ROOM TEMPERATURE THERMISTOR ABNORMALITY
OUTDOOR UNIT	EA	FOUR WAY VALVE ABNORMALITY
	E1	OUTDOOR UNIT PCB ABNORMALITY
	E5	OL ACTIVATION (COMPRESSOR OVERLOAD)
	E6	COMPRESSOR LOCK
	E7	DC FAN LOCK
	F3	DISCHARGE PIPE TEMPERATURE CONTROL
	H0	COMPRESSOR SYSTEM SENSOR ABNORMALITY
	H6	POSITION SENSOR ABNORMALITY
	H8	DC VOLTAGE / CURRENT SENSOR ABNORMALITY
	H9	OUTDOOR TEMPERATURE THERMISTOR ABNORMALITY
	J3	DISCHARGE PIPE THERMISTOR ABNORMALITY
	J6	OUTDOOR HEAT EXCHANGER THERMISTOR ABNORMALITY
	L4	RADIATION FIN TEMPERATURE RISE
	L5	OUTPUT OVERCURRENT DETECTION
	P4	RADIATION FIN THERMISTOR ABNORMALITY

NOTE

• A short beep and 2 consecutive beeps indicate non-corresponding codes.

• To cancel the code display, hold Cancel down for about 5 seconds. The code display also clears if no button is pressed for 1 minute.

CTXS, FTXS, CDXS, FDXS Series

3

Troubleshooting

■ These incidents are not malfunctions.

• The following incidents do not indicate a malfunctioning air conditioner and have explanations. The air conditioner can continue to operate.

Indoor unit

Possible sounds.

■ **Flowing water**
- Generated because the refrigerant in the air conditioner is flowing.
- This is a pumping sound of the water in the air conditioner it is heard when the water is pumped out from the air conditioner in cooling or drying operation.
- The refrigerant flows in the air conditioner even if the air conditioner is not working when the indoor units in other rooms are in operation.

■ **Blowing**
- Generated when the flow of the refrigerant in the air conditioner is switched over.

■ **Ticking**
- Generated when the size of the air conditioner slightly expands or shrinks as a result of temperature changes.

■ **Whistling sound**
- Generated when refrigerant flows during defrosting operation.

■ **Clicking sound during operation or idle time**
- Generated when the refrigerant control valves or the electrical parts operate.

■ **Clopping sound**
- Heard from the inside of the air conditioner when the exhaust fan is activated while the room doors are closed. Open the window or turn off the exhaust fan.

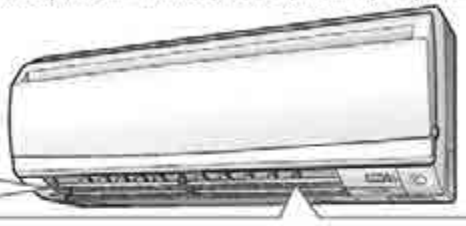

The flaps do not start swinging immediately. The flaps move soon after startup.

- The air conditioner is adjusting the position of the flaps. The flaps will start moving soon.

The HEAT operation stops suddenly and a flowing sound is heard.

- The outdoor unit is taking away the frost. The HEAT operation starts after the frost on the outdoor unit is removed. You should wait for about 4 to 12 minutes.

Operation does not start soon.

■ **When "ON/OFF" button was pressed soon after operation was stopped.**

■ **When the mode was reselected.**
- This is to protect the air conditioner. You should wait for about 3 minutes.

Outdoor unit

Operating sound is loud.

- When frost forms on the heat exchanger of the outdoor unit, the operating sound level increases slightly.

The outdoor unit emits water or steam.

■ **In HEAT operation**
- The frost on the outdoor unit melts into water or steam when the air conditioner is in defrost operation.

■ **In COOL or DRY operation**
- Moisture in the air condenses into water on the cool surface of outdoor unit piping and drips.

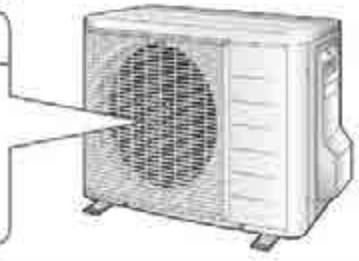

• Troubleshooting measures are classified into the following two types on a remedial basis. Take an appropriate measure according to the symptom.

Not malfunction

• The following conditions do not indicate a problem with the system.

Check

• Please check again before calling a repair person.

The air conditioner does not operate. (OPERATION lamp is off.)

- Is a breaker off or a fuse blown?
- Is there a power failure?
- Are batteries set in the remote controller?
- Is the timer setting correct?

Air does not come out.

■ In HEAT operation

- The air conditioner is warming up. Wait for about 1 to 4 minutes.
- During defrosting operation, hot air does not flow out of the indoor unit.

■ When the air conditioner operates immediately after the circuit breaker is turned on

- The air conditioner is preparing to operate. Wait for about 3 to 20 minutes.

Operation stopped suddenly. (OPERATION lamp is on.)

- For system protection, the air conditioner may stop operating on a sudden large voltage fluctuation. It automatically resumes operation in about 3 minutes.

Operation stopped suddenly. (OPERATION lamp flashes.)

- Are the air filters clean? Clean the air filters.
- Is there anything to block the air inlet or the outlet of the indoor and the outdoor units? Turn the breaker off and take all obstacles away. Then turn it on again and try operating the air conditioner with the remote controller. If the lamp still flashes, call the service shop where you purchased the air conditioner.
- Are operation modes all the same for indoor units connected to outdoor units in the **multi system**? If not, set all indoor units to the same operation mode and confirm that the lamps flash. When the operation mode is in "AUTO", set all indoor unit operation modes to "COOL" or "HEAT" for a moment and check again that the lamps are normal. If the lamps stop flashing after the above steps, there is no malfunction.

Mist comes out of the indoor unit.

- This happens when the air in the room is cooled into mist by the cold airflow during COOL operation.
- This is because the air in the room is cooled by the heat exchanger and becomes mist during defrosting operation.

Troubleshooting

Cooling (Heating) effect is poor.

- Are the air filters clean?
- Is there anything to block the air inlet or the outlet of the indoor and the outdoor units?
- Is the temperature setting appropriate?
- Are the windows and doors closed?
- Are the airflow rate and the airflow direction set appropriately?

Remote controller does not work properly.

- **No remote controller signals are displayed.**
- **Remote controller sensitivity is low.**
- **Display is low in contrast or blacked out.**
- **Display runs out of control.**
- The batteries are dying and the remote controller is malfunctioning. Replace all the batteries with new, size AAA LR03 (alkaline). For details, refer to "To set the batteries" of this manual.

HEAT operation cannot be selected, even though the unit is heat pump model.

- Slide the DIP switch to the left as shown in the illustration so that the HEAT operation can be selected with the "MODE" button.

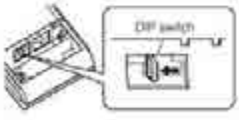

The ON/OFF TIMER does not operate according to the settings.

- Check if the ON/OFF TIMER and the WEEKLY TIMER are set to the same time.
  Change or deactivate the settings in the WEEKLY TIMER.

The indoor unit gives out odor.

- This happens when smells of the room, furniture, or cigarettes are absorbed into the unit and discharged with the airflow.
  (If this happens, have the indoor unit washed by a technician from the service shop where you purchased the air conditioner.)

The outdoor fan rotates while the air conditioner is not in operation.

- **After operation is stopped**
- The outdoor fan continues rotating for another 60 seconds for system protection.
- **While the air conditioner is not in operation**
- When the outdoor temperature is very high, the outdoor fan starts rotating for system protection.

An abnormal functioning happens during operation.

- The air conditioner may malfunction with lightning or radio waves. Turn the breaker off, turn it on again and try operating the air conditioner with the remote controller.

■ Call the service shop immediately

⚠ WARNING

■ When an abnormality (such as a burning smell) occurs, stop operation and turn the breaker off.
- Continued operation in an abnormal condition may result in malfunctioning, electric shocks or fire.
- Consult the service shop where you purchased the air conditioner.

■ Do not attempt to repair or modify the air conditioner by yourself.
- Incorrect work may result in electric shocks or fire.
- Consult the service shop where you purchased the air conditioner.

If one of the following symptoms occurs, call the service shop immediately.

- **The power cord is abnormally hot or damaged.**
- **An abnormal sound is heard during operation.**
- **The safety breaker, a fuse, or the ground leakage breaker cuts off the operation frequently.**
- **A switch or a button often fails to work properly.**
- **There is a burning smell.**
- **Water leaks from the indoor unit.**

Turn the breaker off and call the service shop.

■ After a power failure
- The air conditioner automatically resumes operation in about 3 minutes. Wait for it to restart.

■ Lightning
- If lightning may strike the neighboring area, stop operation and turn the breaker off for system protection.

■ Disposal requirements

- Dismantling the unit, and treatment of refrigerant, oil, and other parts, should be done in accordance with the relevant local and national regulations.

Troubleshooting



■ Fault diagnosis by remote controller

• The remote controller can receive a corresponding error code from the indoor unit.

1. When CANCEL is held down for about 5 seconds, "00" blinks in the temperature display section.

2. Press CANCEL repeatedly until a continuous beep is produced.

• The code indication changes as displayed in the following table, and notifies with a long beep.

	CODE	MEANING
SYSTEM	00	NORMAL
	UA	INDOOR-OUTDOOR UNIT COMBINATION FAULT
	U0	REFRIGERANT SHORTAGE
	U2	DROP VOLTAGE OR MAIN CIRCUIT OVERVOLTAGE
	U4	FAILURE OF TRANSMISSION (BETWEEN INDOOR UNIT AND OUTDOOR UNIT)
INDOOR UNIT	A1	INDOOR PCB DEFECTIVENESS
	A5	HIGH PRESSURE CONTROL OR FREEZE-UP PROTECTOR
	A6	FAN MOTOR FAULT
	C4	FAULTY HEAT EXCHANGER TEMPERATURE SENSOR
	C9	FAULTY SUCTION AIR TEMPERATURE SENSOR
OUTDOOR UNIT	EA	COOLING-HEATING SWITCHING ERROR
	E1	CIRCUIT BOARD FAULT
	E5	OL STARTED
	E6	FAULTY COMPRESSOR START UP
	E7	DC FAN MOTOR FAULT
	E8	OVERCURRENT INPUT
	F3	HIGH TEMPERATURE DISCHARGE PIPE CONTROL
	F6	HIGH PRESSURE CONTROL (IN COOLING)
	H0	SENSOR FAULT
	H5	OPERATION HALT DUE TO FAULTY POSITION DETECTION SENSOR
	H8	DC CURRENT SENSOR FAULT
	H9	FAULTY SUCTION AIR TEMPERATURE SENSOR
	J3	FAULTY DISCHARGE PIPE TEMPERATURE SENSOR
	J6	FAULTY HEAT EXCHANGER TEMPERATURE SENSOR
	L3	ELECTRICAL PARTS HEAT FAULT
	L4	HIGH TEMPERATURE AT INVERTER CIRCUIT HEATSINK
	L5	OUTPUT OVERCURRENT
	P4	FAULTY INVERTER CIRCUIT HEATSINK TEMPERATURE SENSOR

NOTE

• A short beep and two consecutive beeps indicate non-corresponding codes.

• To cancel the code display, hold CANCEL for 5 seconds. The code display also cancel itself if the button is not pressed for 1 minute.

FVXS Series

When the Need Arises

FAQ

Indoor unit

The flap does not start swinging immediately.

- The air conditioner is adjusting the position of the flap. The flap will start moving soon.

Different sounds are heard.

■ **A sound like flowing water**
- This sound is generated because the refrigerant in the air conditioner is flowing.
- This is a pumping sound of the water in the air conditioner and can be heard when the water is pumped out from the air conditioner during COOL or DRY operation.
- The refrigerant flows in the air conditioner even if the air conditioner is not working when the indoor units in other rooms are in operation.

■ **Blowing sound**
- This sound is generated when the flow of the refrigerant in the air conditioner is switched over.

■ **Ticking sound**
- This sound is generated when the cabinet and frame of the air conditioner slightly expand or shrink as a result of temperature changes.

■ **Whistling sound**
- This sound is generated when refrigerant flows during defrosting operation.

■ **Clicking sound during operation or idle time**
- This sound is generated when the refrigerant control valves or the electrical parts operate.

■ **Clopping sound**
- This sound is heard from the inside of the air conditioner when the exhaust fan is activated while the room doors are closed. Open the window or turn off the exhaust fan.

The air conditioner stops generating airflow during HEAT operation.

- Once the set temperature is reached, the airflow rate is reduced and operation stopped in order to avoid generating a cool airflow. Operation will resume automatically when the indoor temperature falls.

HEAT operation stops suddenly and a flowing sound is heard.

- The outdoor unit is defrosting. HEAT operation starts after the frost on the outdoor unit has been removed. This can take about 4 to 12 minutes.

Operation does not start soon.

■ **When ⏻ was pressed soon after operation was stopped.**

■ **When the mode was reselected.**
- This is to protect the air conditioner. You should wait for about 3 minutes.

Outdoor unit

Operating sound is loud.

- When frost forms on the heat exchanger of the outdoor unit, the operating sound level increases slightly.

The outdoor unit emits water or steam.

■ **In HEAT operation**
- The frost on the outdoor unit melts into water or steam when the air conditioner is in defrosting operation.

■ **In COOL or DRY operation**
- Moisture in the air condenses into water on the cool surface of the outdoor unit piping and drips.



When the Need Arises

Troubleshooting

Before making an inquiry or a request for repair, please check the following.
If the problem persists, consult your dealer.

Not a problem
This case is not a problem.

Check
Please check again before requesting repairs.

The air conditioner does not operate

Case	Description / what to check
OPERATION lamp is off.	• Has the circuit breaker been tripped or the fuse blown? • Is there a power failure? • Are batteries set in the remote controller?
OPERATION lamp is blinking.	• Turn off the power with the circuit breaker and restart operation with the remote controller. If the OPERATION lamp is still blinking, check the error code and consult your dealer.

The air conditioner suddenly stops operating

Case	Description / what to check
OPERATION lamp is on.	• To protect the system, the air conditioner may stop operating after sudden large voltage fluctuations. It automatically resumes operation in about 3 minutes.
OPERATION lamp is blinking.	• Is there anything blocking the air inlet or air outlet of the indoor unit or outdoor unit? Stop operation and after turning off the circuit breaker, remove the obstruction. Then restart operation with the remote controller. If the OPERATION lamp is still blinking, check the error code and consult your dealer. • Are operation modes all the same for indoor units connected to outdoor units in the multi system? If not, set all indoor units to the same operation mode and confirm that the lamps. Moreover, when the operation mode is in AUTO, set all indoor unit operation modes to COOL or HEAT for a moment and check again that the lamps are normal. If the lamps stop blinking after the above steps, there is no malfunction.

The air conditioner does not stop operating

Case	Description / what to check
The air conditioner continues operating even after operation is stopped.	■ **Immediately after the air conditioner is stopped** • The outdoor unit fan continues rotating for about another 1 minute to protect the system. ■ **While the air conditioner is not in operation** • When the outdoor temperature is high, the outdoor unit fan may start rotating to protect the system.

The room does not cool down / warm up

Case	Description / what to check
Air does not come out.	■ **In HEAT operation** • The air conditioner is warming up. Wait for about 1 to 4 minutes. • During defrosting operation, hot air does not flow out of the indoor unit. ■ **When the air conditioner operates immediately after the circuit breaker is turned on** • The air conditioner is preparing to operate. Wait for about 3 to 20 minutes.
Air does not come out / Air comes out.	■ **Is the airflow rate setting appropriate?** • Is the airflow rate setting low, such as "Indoor unit quiet" or "Airflow rate 1"? Increase the airflow rate setting. ■ **Is the set temperature appropriate?** ■ **Is the adjustment of the airflow direction appropriate?**

The room does not cool down / warm up

Case	Description / what to check
Air comes out.	• Is there any furniture directly under or beside the indoor unit? • Is the air conditioner in ECONO operation or OUTDOOR UNIT QUIET operation? • Is the air filter dirty? • Is there anything blocking the air inlet or air outlet of the indoor unit or outdoor unit? • Is a window or door open? • Is an exhaust fan turning?

Mist comes out

Case	Description / what to check
Mist comes out of the indoor unit.	• This happens when the air in the room is cooled into mist by the cold airflow during COOL or other operation.

Remote controller

Case	Description / what to check
The unit does not receive signals from the remote controller or has a limited operating range.	• The batteries may be exhausted. Replace both batteries with new dry batteries AAA LR03 (alkaline). For details, refer to "**Preparation Before Operation**". • Signal communication may be disabled if an electronic-starter-type fluorescent lamp (such as inverter-type lamps) is in the room. Consult your dealer if that is the case. • The remote controller may not function correctly if the transmitter is exposed to direct sunlight.
LCD is faint, is not working, or the display is erratic.	• The batteries may be exhausted. Replace both batteries with new dry batteries AAA LR03 (alkaline). For details, refer to "**Preparation Before Operation**".
Other electric devices start operating.	• If the remote controller activates other electric devices, move them away or consult your dealer.

Air has an odor

Case	Description / what to check
The air conditioner gives off an odor.	• The room odor absorbed in the unit is discharged with the airflow. We recommend you to have the indoor unit cleaned. Please consult your dealer.

Others

Case	Description / what to check
The air conditioner suddenly starts behaving strangely during operation.	• The air conditioner may malfunction due to lightning or radio. If the air conditioner malfunctions, turn off the power with the circuit breaker and restart the operation with the remote controller.
HEAT operation cannot be selected, even though the unit is heat pump model.	• Check that the jumper (J8) has not been cut. If it has been cut, contact your dealer.
The ON/OFF TIMER does not operate according to the settings.	• Check if the ON/OFF TIMER and the WEEKLY TIMER are set to the same time. Change or deactivate the settings in the WEEKLY TIMER.

Notes on the operating conditions

- If operation continues under any conditions other than those listed in the table,
  - A safety device may activate to stop the operation.
    (With a multi connection in COOL operation, the safety device may work to stop the operation of the outdoor unit only.)
  - Dew may form on the indoor unit and drip from it when COOL or DRY operation is selected.

Mode	Operating conditions
COOL / DRY	Outdoor temperature: [MXS, MXL models]: 14-115°F (-10-46°C) [RXL models]: 50-115°F (10-46°C) Indoor temperature: 64-90°F (18-32°C) Indoor humidity: 80% max.
HEAT	Outdoor temperature: [MXS models]: 5-75°F (-15-24°C) [MXL, RXL models]: -13-75°F (-25-24°C) Indoor temperature: 50-86°F (10-30°C)

When the Need Arises

Troubleshooting

■ Call your dealer immediately

⚠ WARNING

When an abnormality (such as a burning smell) occurs, stop operation and turn off the circuit breaker.
- Continued operation in an abnormal condition may result in problems, electric shock or fire.
- Consult the dealer where you bought the air conditioner.

Do not attempt to repair or modify the air conditioner by yourself.
- Incorrect work may result in electric shock or fire.
- Consult the dealer where you bought the air conditioner.

If one of the following symptoms takes place, call your dealer immediately.

- **The power cord is abnormally hot or damaged**
- **An abnormal sound is heard during operation.**
- **The circuit breaker, a fuse, or the ground fault circuit interrupter cuts off the operation frequently.**
- **A switch or a button often fails to work properly.**
- **There is a burning smell.**
- **Water leaks from the indoor unit.**

Turn off the circuit breaker and call your dealer.

■ After a power failure
- The air conditioner automatically resumes operation in about 3 minutes. You should just wait for a while.

■ Lightning
- If there is a risk lightning could strike in the neighborhood, stop operation and turn off the circuit breaker to protect the system.

■ Disposal requirements

- Dismantling of the unit, handling of the refrigerant, oil and other parts, should be done in accordance with the relevant local and national regulations.

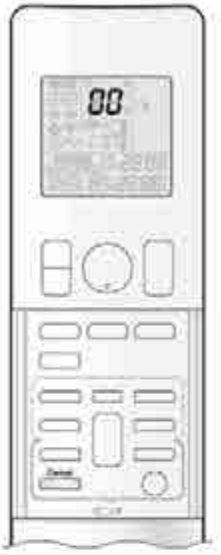

■ Fault diagnosis by remote controller

• The remote controller can receive relevant error codes from the indoor unit.

1. When Cancel is held down for about 5 seconds, "00" blinks in the temperature display section.

2. Press Cancel repeatedly until a continuous beep is produced.

• The code indication changes as shown below, and notifies you with a long beep.

	CODE	MEANING
SYSTEM	00	NORMAL
	UA	INDOOR-OUTDOOR UNIT COMBINATION FAULT
	U0	REFRIGERANT SHORTAGE
	U2	DROP VOLTAGE OR MAIN CIRCUIT OVERVOLTAGE
	U4	FAILURE OF TRANSMISSION (BETWEEN INDOOR UNIT AND OUTDOOR UNIT)
INDOOR UNIT	A1	INDOOR PCB DEFECTIVENESS
	A5	HIGH PRESSURE CONTROL OR FREEZE-UP PROTECTOR
	A6	FAN MOTOR FAULT
	C4	FAULTY HEAT EXCHANGER TEMPERATURE SENSOR
	C7	FRONT PANEL OPEN/CLOSE FAULT
	C9	FAULTY SUCTION AIR TEMPERATURE SENSOR
OUTDOOR UNIT	EA	COOLING-HEATING SWITCHING ERROR
	E1	CIRCUIT BOARD FAULT
	E5	OL STARTED
	E6	FAULTY COMPRESSOR START UP
	E7	DC FAN MOTOR FAULT
	E8	OVERCURRENT INPUT
	F3	HIGH TEMPERATURE DISCHARGE PIPE CONTROL
	F6	HIGH PRESSURE CONTROL (IN COOLING)
	H0	SENSOR FAULT
	H6	OPERATION HALT DUE TO FAULTY POSITION DETECTION SENSOR
	H8	DC CURRENT SENSOR FAULT
	H9	FAULTY SUCTION AIR TEMPERATURE SENSOR
	J3	FAULTY DISCHARGE PIPE TEMPERATURE SENSOR
	J6	FAULTY HEAT EXCHANGER TEMPERATURE SENSOR
	L3	ELECTRICAL PARTS HEAT FAULT
	L4	HIGH TEMPERATURE AT INVERTER CIRCUIT HEATSINK
	L5	OUTPUT OVERCURRENT
	P4	FAULTY INVERTER CIRCUIT HEATSINK TEMPERATURE SENSOR

NOTE

• A short beep and 2 consecutive beeps indicate non-corresponding codes.

• To cancel the code display, hold Cancel down for about 5 seconds. The code display also clears if no button is pressed for 1 minute.

1.18 Quick Reference

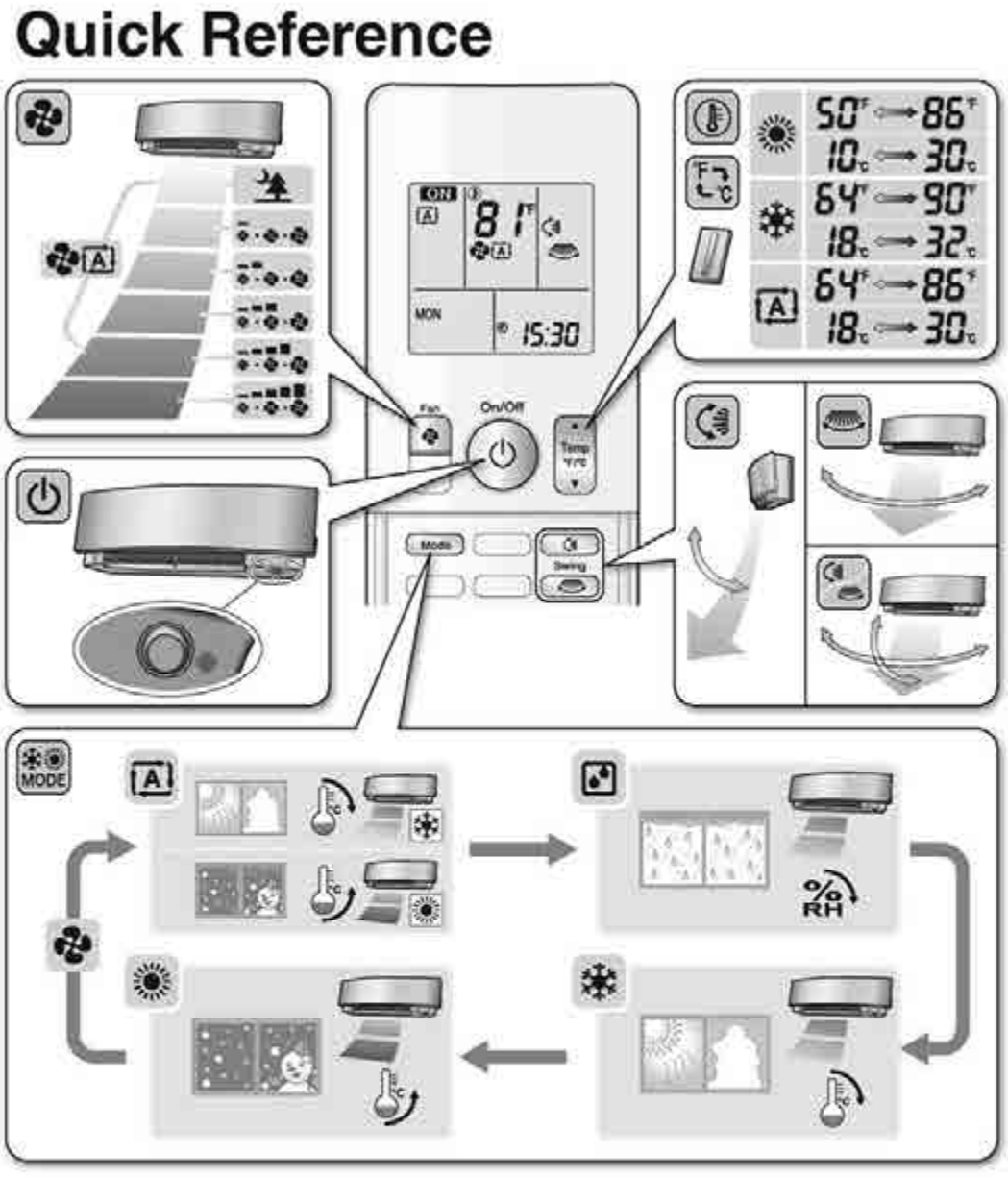

2. FDMQ, FFQ Series

2.1 Manual Contents and Reference Page

Model Series	FDMQ Series	FFQ Series
Indoor Unit Body	599	609
<BRC1E73> Wired Remote Controller	617	617
<BRC082A43> Wireless Remote Controller	667	—
<BRC082A41W, BRC082A42W(S)> Wireless Remote Controller	—	675

2.2 FDMQ Series

Contents

■ Read Before Operation
Safety Considerations 1
Names of Parts 4
■ Multi Connection
Note for Multi System 5
■ Care
Care and Cleaning 7
■ When the Need Arises
Troubleshooting 9

Safety Considerations

Read these **Safety Considerations for Operations** carefully before operating an air conditioner or heat pump.
Make sure that the unit operates properly during the startup operation. Instruct the user on how to operate and maintain the unit.
Inform users that they should store this operation manual with the installation manual for future reference.
Meanings of **DANGER**, **WARNING**, **CAUTION**, and **NOTE** Symbols:

⚠ **DANGER** ····· Indicates an imminently hazardous situation which, if not avoided, will result in death or serious injury.

⚠ **WARNING** ····· Indicates a potentially hazardous situation which, if not avoided, could result in death or serious injury.

⚠ **CAUTION** ····· Indicates a potentially hazardous situation which, if not avoided, may result in minor or moderate injury. It may also be used to alert against unsafe practices.

⚠ **NOTE** ····· Indicates situations that may result in equipment or property-damage accidents only.

— ⚠ **DANGER** —

- Do not install the unit in an area where flammable materials are present due to risk of explosion resulting in serious injury or death.
- Any abnormalities in the operation of the air conditioner or heat pump, such as smoke or fire, could result in severe injury or death. Turn off the power and contact your dealer immediately.
- Refrigerant gas may produce toxic gas if it comes into contact with fire, such as from a fan heater, stove, or cooking device. Exposure to this gas could cause severe injury or death.
- For refrigerant leakage, consult your dealer. Refrigerant gas is heavier than air and replaces oxygen. A massive leak could lead to oxygen depletion, especially in basements, and an asphyxiation hazard could occur leading to serious injury or death.
- If equipment utilizing a burner is used in the same room as the air conditioner or heat pump, there is the danger of oxygen deficiency which could lead to an asphyxiation hazard resulting in serious injury or death. Be sure to ventilate the room sufficiently to avoid this hazard.
- Safely dispose of the packing materials. Packing materials, such as nails and other metal or wooden parts, may cause stabs or other injuries.

- Tear apart and throw away plastic packaging bags so that children will not play with them. Children playing with plastic bags face the danger of death by suffocation.

⚠ WARNING

- Contact your dealer for repair and maintenance. Improper repair and maintenance may result in water leakage, electric shock, and fire. Only use accessories made by Daikin that are specifically designed for use with the equipment and have them installed by a professional.
- Contact your dealer to move and reinstall the air conditioner or heat pump. Incomplete installation may result in water leakage, electric shock, and fire.
- Never let the indoor unit or the remote controller get wet. Water can cause an electric shock or a fire.
- Never use flammable spray such as hair spray, lacquer, or paint near the unit. Flammable spray may cause a fire.
- When a fuse blows out, never replace it with one of incorrect ampere ratings or different wires. Always replace any blown fuse with a fuse of the same specification.
- Never inspect or service the unit by yourself. Contact a qualified service person to perform this work.
- Turn off all electrical power before doing any maintenance to avoid the risk of serious electric shock; never sprinkle or spill water or liquids on the unit.
- Do not touch the switch with wet fingers. Touching a switch with wet fingers can cause electric shock.
- Do not allow children to play on or around the unit to prevent injury.
- The heat exchanger fins are sharp enough to cut. To avoid injury wear gloves or cover the fins while working around them.
- Do not put a finger or other objects into the air inlet or air outlet. The fan is rotating at high speed and will cause injury.
- Check the unit foundation for damage on a continuous basis, especially if it has been in use for a long time. If left in a damaged condition the unit may fall and cause injury.
- Never touch the internal parts of the controller. To check and adjust internal parts, contact your dealer.
- Be sure to establish a ground.
  Do not ground the unit to a utility pipe, arrester, or telephone ground. Incomplete grounding may cause electrical shock, or fire. A high surge current from lightning or other sources may cause damage to the air conditioner.
- Be sure to install a ground fault circuit interrupter.
  Failure to install a ground fault circuit interrupter may result in electric shock or fire.

⚠ CAUTION

- Do not use the air conditioner or heat pump for any other purposes other than comfort cooling or heating.
  Do not use the unit for cooling precision instruments, food, plants, animals or works of art.
- Do not place items under the indoor unit as they may be damaged by condensates that may form if the humidity is above 80% or if the drain outlet gets blocked.
- Before cleaning, stop the operation of the unit by turning the power off or by pulling the supply cord out from its receptacle. Otherwise, an electric shock and injury may result.
- Do not wash the air conditioner or heat pump with excessive water. An electric shock or fire may result.
- Avoid placing the controller in a spot splashed with water. Water entering the controller may cause an electric shock or damage the internal electronic parts.
- Do not operate the air conditioner or heat pump when using a room-fumigation type of insecticide.
  Failure to observe this could cause the chemicals to be deposited in the unit and can endanger the health of those who are hypersensitive to chemicals.
- Do not turn off the power immediately after stopping operation. Always wait for at least 5 minutes before turning off the power. Otherwise, water leakage may occur.
- The appliance is not intended for use by young children or infirm persons without supervision.
- The remote controller should be kept away from children so they cannot play with it.
- Consult with the installation contractor for cleaning.
- Incorrect cleaning of the inside of the air conditioner or heat pump could make the plastics parts break and cause water leakage or electric shock.
- Do not touch the air inlet or aluminum fin of the air conditioner or heat pump as they can cut and cause injury.
- Do not place objects in direct proximity of the outdoor unit. Do not let leaves and other debris accumulate around the unit. Leaves are a hotbed for small animals which can enter the unit. Once inside the unit, animals can cause the unit to malfunction, and cause smoke or fire when they make contact with electrical parts.
- For care and cleaning, call service personnel.

Safety Considerations

⚠ NOTE

- Never press the button of the remote controller with a hard, pointed object. The remote controller may be damaged.
- Never pull or twist the electric wire of the remote controller. It may cause the unit to malfunction.
- Do not place appliances that produce open flames in places that are exposed to the airflow of the unit or under the indoor unit. It may cause incomplete combustion or deformation of the unit due to the heat.
- Do not expose the controller to direct sunlight. The LCD display can become discolored and may fail to display the data.
- Do not wipe the controller operation panel with benzene, thinner, chemical dust cloth, etc. The panel may get discolored or the coating can peel off. If it is heavily dirty, soak a cloth in a water-diluted neutral detergent, squeeze it well and wipe the panel clean. Then wipe it with another dry cloth.
- Dismantling of the unit, disposal of the refrigerant, oil, and additional parts, should be done in accordance with the relevant local, state, and national regulations.
- Operate the air conditioner or heat pump in a sufficiently ventilated area and not surrounded by obstacles. Do not use the air conditioner or heat pump in the following places.
  a. Places with a mist of mineral oil, such as cutting oil.
  b. Locations such as coastal areas where there is a lot of salt in the air.
  c. Locations such as hot springs where there is a lot of sulfur in the air.
  d. Locations such as factories where the power voltage varies a lot.
  e. In cars, boats, and other vehicles.
  f. Locations such as kitchens where oil may splatter or where there is steam in the air.
  g. Locations where equipment produces electromagnetic waves.
  h. Places with an acid or alkaline mist.
  i. Places where fallen leaves can accumulate or where weeds can grow.
- Take snow protection measures. Contact your dealer for the details of snow protection measures, such as the use of a snow protection hood.
- Do not attempt to do electrical work or grounding work unless you are licensed to do so. Consult with your dealer for electrical work and grounding work.
- Pay attention to operating sound. Be sure to use the following places:
  a. Places that can sufficiently withstand the weight of the air conditioner or heat pump yet can suppress the operating sound and vibration.
  b. Places where warm air from the air outlet of the outdoor unit or the operating sound of the outdoor unit does not annoy neighbors.
- Make sure that there are no obstacles close to the outdoor unit. Obstacles close to the outdoor unit may drop the performance of the outdoor unit or increase the operating sound of the outdoor unit.
- Consult your dealer if the air conditioner or heat pump in operation generates unusual noise.
- Make sure that the drainpipe is installed properly to drain water. If no water is discharged from the drainpipe while the air conditioner or heat pump is in the cooling mode, the drainpipe may be clogged with dust or dirt and water leakage from the indoor unit may occur. Stop operating the air conditioner or heat pump and contact your dealer.

FFP001-U

This is an appliance that is not accessible to the general public.

Precautions relating to area surrounding the indoor and outdoor units

■ Be sure to follow the instructions below.

- The indoor unit is at least 3.3ft (1m) away from any television or radio set (unit may cause interference with the picture or sound).
- Refrain from using the units in areas prone to high levels of oily smoke, such as a kitchen. Water leakage may result.

Names of Parts

Indoor Unit

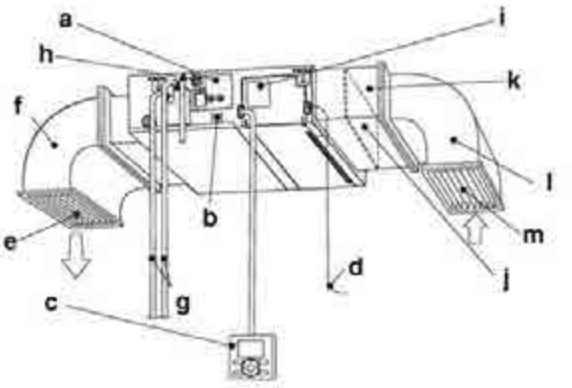

a	Drain discharge device (built-in)	g	Refrigerant piping
b	Drain pan inspection window	h	Drain piping
c	Remote controller (Wired type) The appearance of the remote controller may differ between different models.	i	Model name (Model name plate)
		j	Air filter (Sold separately)
		k	Suction filter chamber (Sold separately)
d	Wiring between the indoor and outdoor units	l	Suction duct (Field supply)
e	Air outlet grille (Field supply)	m	Suction grille (Field supply)
f	Exhaust duct (Field supply)		

Remote controller

Wired type

Wireless type

- For details on remote controller operation, refer to the operation manual included with the remote controller.

Outdoor Unit

- The appearance of the outdoor unit may differ between different models.

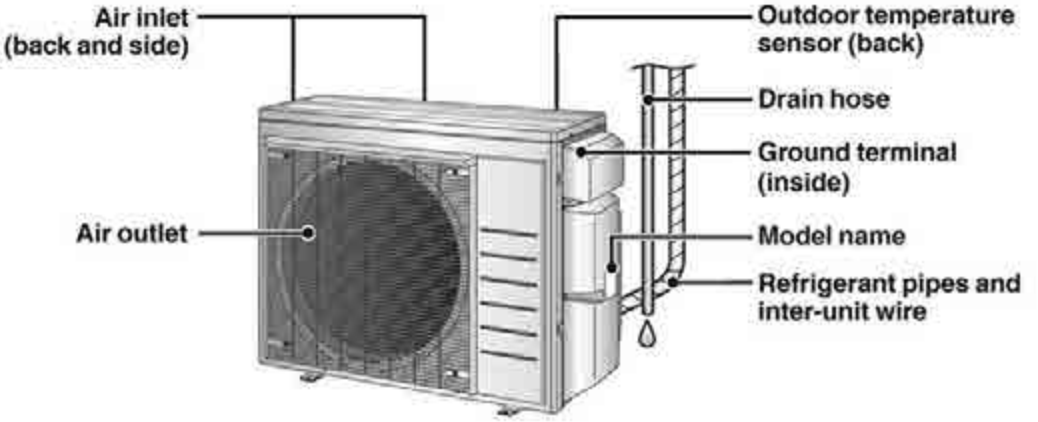

Note for Multi System

A multi system has one outdoor unit connected to multiple indoor units.

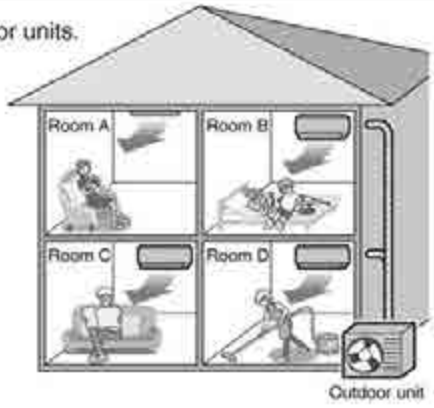

Selecting the operation mode

When the priority room setting is active but the set unit is not operating or when the priority room setting is inactive

When more than one indoor unit is operating, priority is given to the first unit that was turned on.
In this case, set the units that are turned on later to the same operation mode as the first unit.
Otherwise, they will enter the standby state, and when using the wired remote controller the centralized control icon "CENTRAL CONTROL" will light up; this does not indicate malfunction.

NOTE

Notes on operation mode for a multi system

- COOL, DRY and FAN operation may be used at the same time.
- AUTO operation automatically selects COOL operation or HEAT operation based on the indoor temperature. Therefore, AUTO operation is available when selecting the same operation mode as that of the room with the first unit to be turned on.

⚠ CAUTION

- Normally, the operation mode in the room where the unit is first started is given priority, but the following situations are exceptions to this rule. If the operation mode of the first room is FAN operation, then using HEAT operation in any room after this will give priority to HEAT operation. In this situation, the indoor unit operating in FAN mode will switch to standby, and when using the wired remote controller the centralized control icon "CENTRAL CONTROL" will light up.

With the priority room setting active

Refer to "**Priority room setting**" on the next page.

NIGHT QUIET mode (Available only for COOL operation)

NIGHT QUIET mode requires initial programing during installation. Please consult your retailer or dealer for assistance.
NIGHT QUIET mode reduces the operation noise of the outdoor unit during the night-time hours to prevent annoyance to neighbours.

- NIGHT QUIET mode is activated when the temperature drops 43°F (6°C) or more below the highest temperature recorded that day. When the temperature difference between the current outdoor temperature and the maximum outdoor temperature becomes less than 39°F (4°C), this function will be canceled.
- NIGHT QUIET mode slightly reduces the cooling efficiency of the unit.

OUTDOOR UNIT QUIET operation (Function unavailable in the FDMQ series)

For details on OUTDOOR UNIT QUIET operation, refer to the operation manual included with the remote controller.

When the priority room setting is active but the set unit is not operating or when the priority room setting is inactive

When using the OUTDOOR UNIT QUIET operation feature with a multi system, set all indoor units to OUTDOOR UNIT QUIET operation using their remote controllers.
When canceling OUTDOOR UNIT QUIET operation, simply cancel the mode on one of the operating indoor units using their remote controller. However OUTDOOR UNIT QUIET operation will remain displayed on the remote controllers for the other rooms.
We recommend you cancel operation in all rooms using their remote controllers.

With the priority room setting active

Refer to "**Priority room setting**" on the next page.

COOL/HEAT mode lock

The COOL/HEAT mode lock requires initial programing during installation. Please consult your authorized dealer for assistance. The COOL/HEAT mode lock sets the unit forcibly to either COOL or HEAT operation. This function is convenient when you wish to set all indoor units connected to the multi system to the same operation mode.

NOTE

- The COOL/HEAT mode lock cannot be activated together with the priority room setting.

Priority room setting

The priority room setting requires initial programing during installation. Please consult your authorized dealer for assistance. The room designated as the priority room takes priority in the following situations.

Operation mode priority

- As the operation mode of the priority room takes precedence, you can select a different operation mode from other rooms.

[Example]

- Room A is the priority room in this example.
  When COOL operation is selected in room A while operating the following modes in room B, C and D:

Operation mode in room B, C and D	Status of room B, C and D when the unit in room A is in COOL operation
COOL or DRY or FAN	The current operation mode is maintained.
HEAT	The unit enters the standby mode. Operation resumes when the room A unit stops operating.
AUTO	If the unit is set to COOL operation, it continues. If the unit is set to HEAT operation, it enters the standby mode. Operation resumes when the room A unit stops operating.

Priority when OUTDOOR UNIT QUIET operation is used (Function unavailable in the FDMQ series)

[Example]

- Room A is the priority room in this example.
  Just by setting the unit in room A to QUIET operation, the air conditioner starts OUTDOOR UNIT QUIET operation.
  You do not have to set all the indoor units in operation to OUTDOOR UNIT QUIET operation.

Care and Cleaning

⚠ CAUTION

- Only a qualified service person is allowed to perform maintenance.
- Before cleaning, be sure to stop the operation and turn off the circuit breaker.
- Do not touch the aluminium fins of the indoor unit. If you touch those parts, this may cause an injury.

■ How to clean the air filter

When the remote controller indicates "Time to clean filter", clean the air filter.
- It indicates after running for a certain time.

NOTE

For cleaning, do not use any of the following:
- Volatile liquid such as benzene, gasoline and thinner
- Polishing compounds
- Rough materials such as a scrubbing brush
- You may change the time of indication "Time to clean filter".
  If the indoor unit is used in a space where the air is too contaminated, ask your local dealer for solution.

Contamination	Time until indication is displayed
Normal	2500 hours (equivalent to one year)
More contaminated	1250 hours (equivalent to a half year)

- If it becomes difficult to remove contamination from the air filter, replace the air filter.
  (Air filter for replacement is a separately sold accessory.)
- Do not remove the air filter except when cleaning. Unnecessary handling may damage the filter.
  (This product is not provided with an air filter as a standard accessory.)
- Do not attach objects other than the genuine air filter (e.g., kitchen paper) to the air inlet.
  Otherwise, the performance of the air conditioner will be degraded, and icing or water leakage may result.
- This product is a ceiling mounted duct type air conditioner.
  Installing under roof
  If the air filter (sold separately) is used, request a special contractor for the cleaning of the air filter.
  Not installing under roof
  Always use the long-life filter chamber (sold separately). Be sure to request your dealer for the installation of the long-life chamber. For the methods of mounting, dismounting, and cleaning the air filter, refer to the manual provided with the air filter.
- **Be sure to use the separately sold filter chamber.**
  Request your dealer for the installation of the filter chamber.
- Be sure to clean the air filter at the beginning of the cooling or heating season.
  (A decrease in the airflow volume of the air conditioner will result and the performance of the air conditioner will be degraded if the air filter is clogged with dust or dirt.)

Increase the frequency of cleaning if the unit is installed in a room where the air is extremely contaminated.

After completing cleaning and installing an air filter, turn off the indication of "Time to clean filter" on the remote controller.
- Press the FILTER SIGN RESET button.
- The indication can be turned off while the unit is either operating or stopped.

■ How to clean air outlet, outside panels and remote controller

1. Clean with soft cloth.

2. When it is difficult to remove stains, use water or neutral detergent.

NOTE

- Do not wash the suction grille with water of 122°F (50°C) or higher.
  It may cause discoloration and deformation.
- When drying the suction grille, do not heat it with fire. It may cause burning.
- Do not use substances such as gasoline, benzene, thinner, polishing powder and liquid insecticide sold in the market.
  It may cause discoloration and deformation.

■ Prior to a long period of non-use

1. Operate the FAN mode for several hours on a fine day to dry out the inside.

1) Press the "MODE" selector button and select "FAN" operation.
   - When a multi outdoor unit is connected, make sure the HEAT operation is not being used in other rooms before you use the FAN operation. ▶Page 5

2) Press the "ON/OFF" button and start operation.

2. After operation stops, turn off the circuit breaker for the room air conditioner.

3. Clean the air filters and reattach them. ▶Page 7

4. To prevent battery leakage, take out the batteries from the remote controller. (Only for the wireless remote controller)

■ We recommend periodical maintenance

- In certain operating conditions, the inside of the air conditioner may get foul after several seasons of use, resulting in poor performance. It is recommended to have periodical maintenance by a specialist.
- For specialist maintenance, please contact the dealer where you bought the air conditioner.
- The maintenance cost must be borne by the user.

Troubleshooting

Before making an inquiry or a request for repair, please check the following.
If the problem persists, consult your dealer.

Not a problem
This case is not a problem.

Check
Please check again before requesting repairs.

Case	Description / what to check
Operation does not start soon. • When ON/OFF button was pressed soon after operation was stopped. • When the mode was reselected.	• This is to protect the air conditioner. You should wait for about 3 minutes.
Air does not come out.	■ **In HEAT operation** • The air conditioner is warming up. Wait for about 1 to 4 minutes. • During defrosting operation, hot air does not flow out of the indoor unit. ■ **When the air conditioner operates immediately after the circuit breaker is turned on** • The air conditioner is preparing to operate. Wait for about 3 to 20 minutes.
The HEAT operation stops suddenly and a flowing sound is heard.	• The system is taking away the frost on the outdoor unit. You should wait for about 4 to 12 minutes.
The outdoor unit emits water or steam.	■ In HEAT mode • The frost on the outdoor unit melts into water or steam when the air conditioner is in defrost operation. ■ In COOL or DRY mode • Moisture in the air condenses into water on the cool surface of outdoor unit piping and drips.
Mist comes out of the indoor unit.	■ This happens when the air in the room is cooled into mist by the cold airflow during cooling operation.
The indoor unit gives out odor.	■ This happens when smells of the room, furniture, or cigarettes are absorbed into the unit and discharged with the airflow. (If this happens, we recommend you to have the indoor unit washed by a technician. Consult your dealer where you bought the air conditioner.)
The outdoor fan rotates while the air conditioner is not in operation.	■ After operation is stopped: • The outdoor fan continues rotating for another 1 minute for system protection. ■ While the air conditioner is not in operation: • When the outdoor temperature is very high, the outdoor fan starts rotating for system protection.
The operation stopped suddenly. (OPERATION lamp is on.)	■ For system protection, the air conditioner may stop operating on a sudden large voltage fluctuation. It automatically resumes operation in about 3 minutes.
The air conditioner does not operate. (OPERATION lamp is off.)	• Hasn't the circuit breaker turned OFF or a fuse blown? • Isn't it a power failure? • Are batteries set in the remote controller? • Is the timer setting correct?
Cooling (Heating) effect is poor.	• Are the air filters clean? • Is there anything blocking the air inlet or the outlet of the indoor and the outdoor units? • Is the temperature setting appropriate? • Are the windows and doors closed? • Are the airflow rate and the air direction set appropriately?
Operation stops suddenly. (OPERATION lamp flashes.)	• Are the air filters clean? • Is there anything blocking the air inlet or the outlet of the indoor and the outdoor units? Clean the air filters or take all obstacles away and turn the circuit breaker OFF. Then turn it ON again and try operating the air conditioner with the remote controller. If the lamp still blinks, call your dealer where you bought the air conditioner. • Are operation modes all the same for indoor units connected to outdoor units in the **multi system?** If not, set all indoor units to the same operation mode and confirm that the lamps blink. Moreover, when the operation mode is in "AUTO", set all indoor unit operation modes to "COOL" or "HEAT" for a moment and check again that the lamps are normal. If the lamps stop blinking after the above steps, there is no malfunction.

Case	Description / what to check
An abnormal functioning happens during operation.	• The air conditioner may malfunction with lightning or radio waves. Turn the breaker OFF, turn it ON again and try operating the air conditioner with the remote controller.

Notes on the operating conditions

- If operation continues under any conditions other than those listed in the table,
  - A safety device may activate to stop the operation.
  - Dew may form on the indoor unit and drip from it when COOL or DRY operation is selected.

Mode	Operating conditions
COOL / DRY	Outdoor temperature: [MXS, MXL models]: 14-115°F (–10-46°C) [RX, RXL models]: 50-115°F (10-46°C) Indoor temperature: 64-90°F (18-32°C) Indoor humidity: 80% max.
HEAT	Outdoor temperature: [MXS, RX models]: 5-75°F (–15-24°C) [MXL, RXL models]: –13-75°F (–25-24°C) Indoor temperature: 50-86°F (10-30°C)

■ Call your dealer immediately

⚠ WARNING

When an abnormality (such as a burning smell) occurs, stop operation and turn off the circuit breaker.

- Continued operation in an abnormal condition may result in problems, electric shock or fire.
- Consult the dealer where you bought the air conditioner.

Do not attempt to repair or modify the air conditioner by yourself.

- Incorrect work may result in electric shock or fire.
- Consult the dealer where you bought the air conditioner.

If one of the following symptoms takes place, call your dealer immediately.

- **The power cord is abnormally hot or damaged.**
- **An abnormal sound is heard during operation.**
- **The circuit breaker cuts off the operation frequently.**
- **A switch or a button often fails to work properly.**
- **There is a burning smell.**
- **Water leaks from the indoor unit.**

Turn off the circuit breaker and call your dealer.

■ After a power failure

- The air conditioner automatically resumes operation in about 3 minutes. You should just wait for a while.

■ Lightning

- If there is a risk lightning could strike in the neighborhood, stop operation and turn off the circuit breaker to protect the system.

■ Disposal requirements

- Dismantling of the unit, handling of the refrigerant, oil and other parts, should be done in accordance with the relevant local and national regulations.

2.3 FFQ Series

Read Before Operation

Contents

■ Read Before Operation
Safety Considerations 1
Names of Parts 4
■ Care
Care and Cleaning 5

Safety Considerations

Read these **Safety Considerations for Operations** carefully before operating an air conditioner or heat pump.
Make sure that the unit operates properly during the startup operation. Instruct the user on how to operate and maintain the unit.
Inform users that they should store this operation manual with the installation manual for future reference.
Meanings of **DANGER**, **WARNING**, **CAUTION**, and **NOTE** Symbols:

⚠ **DANGER** ····· Indicates an imminently hazardous situation which, if not avoided, will result in death or serious injury.

⚠ **WARNING** ····· Indicates a potentially hazardous situation which, if not avoided, could result in death or serious injury.

⚠ **CAUTION** ····· Indicates a potentially hazardous situation which, if not avoided, may result in minor or moderate injury. It may also be used to alert against unsafe practices.

⚠ **NOTE** ····· Indicates situations that may result in equipment or property-damage accidents only.

— ⚠ **DANGER** —

- Do not install the unit in an area where flammable materials are present due to risk of explosion resulting in serious injury or death.
- Any abnormalities in the operation of the air conditioner or heat pump, such as smoke or fire, could result in severe injury or death. Turn off the power and contact your dealer immediately.
- Refrigerant gas may produce toxic gas if it comes into contact with fire, such as from a fan heater, stove, or cooking device. Exposure to this gas could cause severe injury or death.
- For refrigerant leakage, consult your dealer. Refrigerant gas is heavier than air and replaces oxygen. A massive leak could lead to oxygen depletion, especially in basements, and an asphyxiation hazard could occur leading to serious injury or death.
- If equipment utilizing a burner is used in the same room as the air conditioner or heat pump, there is the danger of oxygen deficiency which could lead to an asphyxiation hazard resulting in serious injury or death. Be sure to ventilate the room sufficiently to avoid this hazard.
- Safely dispose of the packing materials. Packing materials, such as nails and other metal or wooden parts, may cause stabs or other injuries.

1

- Tear apart and throw away plastic packaging bags so that children will not play with them. Children playing with plastic bags face the danger of death by suffocation.

⚠ WARNING

- Contact your dealer for repair and maintenance. Improper repair and maintenance may result in water leakage, electric shock, and fire. Only use accessories made by Daikin that are specifically designed for use with the equipment and have them installed by a professional.
- Contact your dealer to move and reinstall the air conditioner or heat pump. Incomplete installation may result in water leakage, electric shock, and fire.
- Never let the indoor unit or the remote controller get wet. Water can cause an electric shock or a fire.
- Never use flammable spray such as hair spray, lacquer, or paint near the unit. Flammable spray may cause a fire.
- When a fuse blows out, never replace it with one of incorrect ampere ratings or different wires. Always replace any blown fuse with a fuse of the same specification.
- Never inspect or service the unit by yourself. Contact a qualified service person to perform this work.
- Turn off all electrical power before doing any maintenance to avoid the risk of serious electric shock; never sprinkle or spill water or liquids on the unit.
- Do not touch the switch with wet fingers. Touching a switch with wet fingers can cause electric shock.
- Do not allow children to play on or around the unit to prevent injury.
- The heat exchanger fins are sharp enough to cut. To avoid injury wear gloves or cover the fins while working around them.
- Do not put a finger or other objects into the air inlet or air outlet. The fan is rotating at high speed and will cause injury.
- Check the unit foundation for damage on a continuous basis, especially if it has been in use for a long time. If left in a damaged condition the unit may fall and cause injury.
- Never touch the internal parts of the controller. To check and adjust internal parts, contact your dealer.
- Be sure to establish a ground.
  Do not ground the unit to a utility pipe, arrester, or telephone ground. Incomplete grounding may cause electrical shock, or fire. A high surge current from lightning or other sources may cause damage to the air conditioner.
- Be sure to install a ground fault circuit interrupter.
  Failure to install a ground fault circuit interrupter may result in electric shock or fire.

⚠ CAUTION

- Do not use the air conditioner or heat pump for any other purposes other than comfort cooling or heating.
  Do not use the unit for cooling precision instruments, food, plants, animals or works of art.
- Do not place items under the indoor unit as they may be damaged by condensates that may form if the humidity is above 80% or if the drain outlet gets blocked.
- Before cleaning, stop the operation of the unit by turning the power off or by pulling the supply cord out from its receptacle. Otherwise, an electric shock and injury may result.
- Do not wash the air conditioner or heat pump with excessive water. An electric shock or fire may result.
- Avoid placing the controller in a spot splashed with water. Water entering the controller may cause an electric shock or damage the internal electronic parts.
- Do not operate the air conditioner or heat pump when using a room-fumigation type of insecticide.
  Failure to observe this could cause the chemicals to be deposited in the unit and can endanger the health of those who are hypersensitive to chemicals.
- Do not turn off the power immediately after stopping operation. Always wait for at least 5 minutes before turning off the power. Otherwise, water leakage may occur.
- The appliance is not intended for use by young children or infirm persons without supervision.
- The remote controller should be kept away from children so they cannot play with it.
- Consult with the installation contractor for cleaning.
- Incorrect cleaning of the inside of the air conditioner or heat pump could make the plastics parts break and cause water leakage or electric shock.
- Do not touch the air inlet or aluminum fin of the air conditioner or heat pump as they can cut and cause injury.
- Do not place objects in direct proximity of the outdoor unit. Do not let leaves and other debris accumulate around the unit. Leaves are a hotbed for small animals which can enter the unit. Once inside the unit, animals can cause the unit to malfunction, and cause smoke or fire when they make contact with electrical parts.
- For care and cleaning, call service personnel.

Read Before Operation

Safety Considerations

⚠ NOTE

- Never press the button of the remote controller with a hard, pointed object. The remote controller may be damaged.
- Never pull or twist the electric wire of the remote controller. It may cause the unit to malfunction.
- Do not place appliances that produce open flames in places that are exposed to the airflow of the unit or under the indoor unit. It may cause incomplete combustion or deformation of the unit due to the heat.
- Do not expose the controller to direct sunlight. The LCD display can become discolored and may fail to display the data.
- Do not wipe the controller operation panel with benzene, thinner, chemical dust cloth, etc. The panel may get discolored or the coating can peel off. If it is heavily dirty, soak a cloth in a water-diluted neutral detergent, squeeze it well and wipe the panel clean. Then wipe it with another dry cloth.
- Dismantling of the unit, disposal of the refrigerant, oil, and additional parts, should be done in accordance with the relevant local, state, and national regulations.
- Operate the air conditioner or heat pump in a sufficiently ventilated area and not surrounded by obstacles. Do not use the air conditioner or heat pump in the following places.
  a. Places with a mist of mineral oil, such as cutting oil.
  b. Locations such as coastal areas where there is a lot of salt in the air.
  c. Locations such as hot springs where there is a lot of sulfur in the air.
  d. Locations such as factories where the power voltage varies a lot.
  e. In cars, boats, and other vehicles.
  f. Locations such as kitchens where oil may splatter or where there is steam in the air.
  g. Locations where equipment produces electromagnetic waves.
  h. Places with an acid or alkaline mist.
  i. Places where fallen leaves can accumulate or where weeds can grow.
- Take snow protection measures. Contact your dealer for the details of snow protection measures, such as the use of a snow protection hood.
- Do not attempt to do electrical work or grounding work unless you are licensed to do so. Consult with your dealer for electrical work and grounding work.
- Pay attention to operating sound. Be sure to use the following places:
  a. Places that can sufficiently withstand the weight of the air conditioner or heat pump yet can suppress the operating sound and vibration.
  b. Places where warm air from the air outlet of the outdoor unit or the operating sound of the outdoor unit does not annoy neighbors.
- Make sure that there are no obstacles close to the outdoor unit. Obstacles close to the outdoor unit may drop the performance of the outdoor unit or increase the operating sound of the outdoor unit.
- Consult your dealer if the air conditioner or heat pump in operation generates unusual noise.
- Make sure that the drainpipe is installed properly to drain water. If no water is discharged from the drainpipe while the air conditioner or heat pump is in the cooling mode, the drainpipe may be clogged with dust or dirt and water leakage from the indoor unit may occur. Stop operating the air conditioner or heat pump and contact your dealer.

This is an appliance that is not accessible to the general public.

3

Names of Parts

Indoor Unit

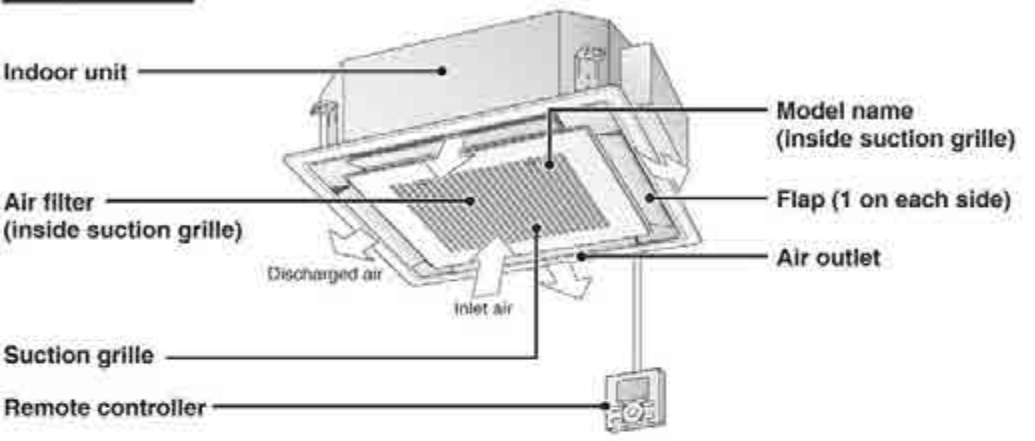

• The appearance of the suction grille and remote controller may differ between different models.

Decoration panel

Type A

Type B

Remote controller

Type A

Type B

Outdoor Unit

• The appearance of the outdoor unit may differ between different models.

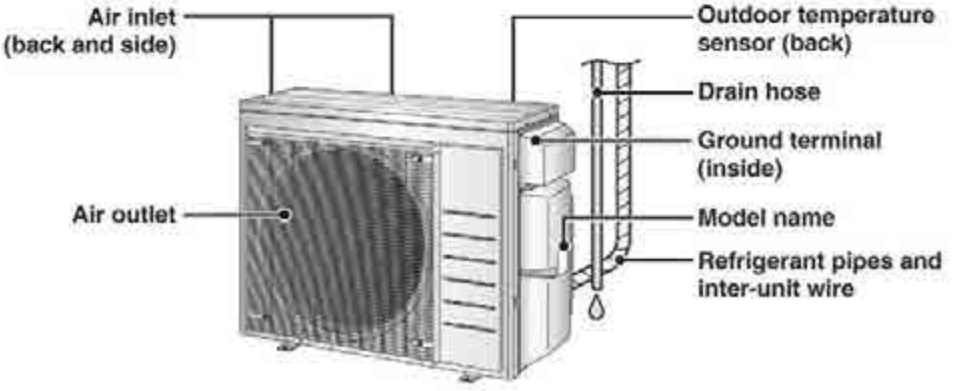

4

Care

Care and Cleaning

⚠ WARNING

- **Only a qualified service person is allowed to perform maintenance.**
- **Before cleaning, be sure to stop unit operation and turn off the circuit breaker.**
  Otherwise, an electric shock and injury may result.
- **Contact a qualified person regarding the attachment of accessories and be sure to use only accessories specified by the manufacturer.**
  If an accessory is attached incorrectly, water leakage, an electric shock, or fire may result.

⚠ CAUTION

- When cleaning, use a sturdy and stable stand and watch your step.
- Make sure to firmly support the suction grille with your hand while performing maintenance tasks to prevent it from falling out.

■ Quick reference

Cleaning parts

Outside panel and flaps

- Wipe the parts with a soft cloth.
- When it is difficult to remove stains, use water or a neutral detergent.
- If the flaps are stained severely, contact your dealer and have the flaps replaced.

If dirty

Air filter

- Vacuum dust or wash the filter.

When the air filter cleaning time indicator lamp on the decoration panel lights up or when "Time to clean filter" displays on the wired remote controller

▶Page 6

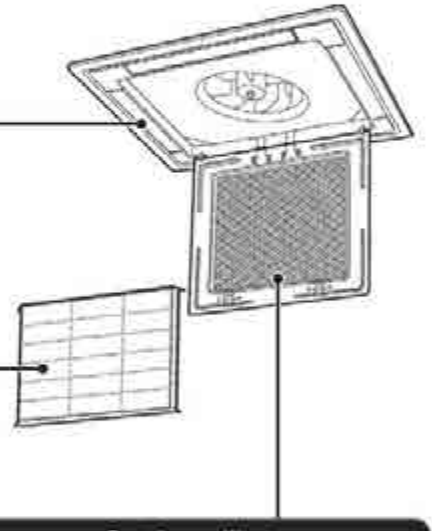

Remote controller

- Wipe them with a soft cloth.

If dirty

Suction grille

- Wipe it with a soft damp cloth.

If dirty ▶Page 7,8

Notes on cleaning

For cleaning, do not use any of the following:

- Water hotter than 104°F (40°C)
- Volatile liquid such as benzene, gasoline and thinner
- Polishing compounds or liquid insecticide
- Rough materials such as a scrubbing brush

5

■ Cleaning the air filter

Clean the air filter when the air filter cleaning time indicator lamp on the decoration panel lights up or when "Time to clean filter" displays on the wired remote controller.

- If the unit is installed in a room where the impurity content of the air is high, clean the filter more frequently.
- If the filter has become difficult to clean, replace the air filter. (Additional air filter sold separately.)

1. Open the suction grille.

- Push the 2 catches away from you and slowly open the suction grille. (To close, perform the steps in reverse.)

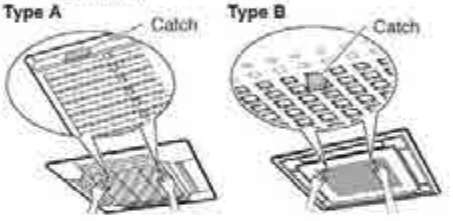

2. Remove the air filter.

- Pull the knobs of the air filter downward to disconnect the hooks, and remove the air filter.

3. Clean the air filter with a vacuum cleaner or wash it with water.

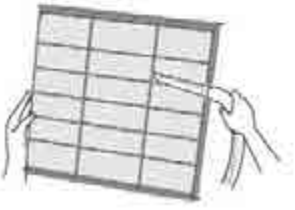

If the dust does not come off easily

- Wash the air filter using a soft brush and a neutral detergent, then let it dry in the shade.

4. Reattach the air filter.

4-1 Hook one side of the air filter on to the protrusions on the suction grille.

4-2 Push the other side of the air filter into place.

5. Close the suction grille.

- Refer to STEP 1.

6. After turning on the power, reset the filter sign in accordance with the instructions in the operation manual for the wired remote controller or wireless remote controller.

- The air filter cleaning time indicator lamp on the decoration panel turns off or "Time to clean filter" disappears from the display on the wired remote controller.

Care

Care and Cleaning

■ Cleaning the suction grille (for type A)

1. Open the suction grille.

- Push the 2 catches away from you and slowly open the suction grille. (To close, perform the steps in reverse.)

2. Remove the suction grille.

- Open the suction grille until it is 45 degrees to the ceiling and then lift it upward.

3. Remove the air filter. ▶Page 8

4. Clean the suction grille.

Wash with a soft bristle brush and a neutral detergent or water, and dry thoroughly.

- **When very dirty**
  Directly apply the type of detergent used for cleaning ventilation fans or ovens, wait for about 10 minutes, and then rinse with water.

5. Reattach the air filter. ▶Page 8

6. Reattach the suction grille.

- Refer to STEP 2.

7. Close the suction grille.

- Refer to STEP 1.

■ Cleaning the suction grille (for type B)

1. Open the suction grille.

- Push the 2 catches away from you and slowly open the suction grille. (To close, perform the steps in reverse.)

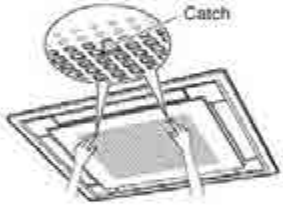

2. Remove the suction grille.

- Open the suction grille so that it hangs by the hinges at 90 degrees to the ceiling.
- Pinch the wire catches inward as shown in the figure.

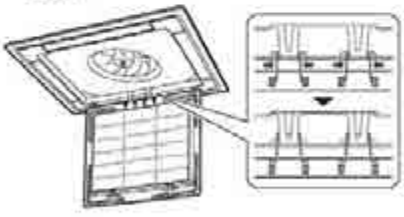

3. Remove the air filter. ▶Page 8

3

4. Clean the suction grille.

Wash with a soft bristle brush and a neutral detergent or water, and dry thoroughly.

- **When very dirty**
  Directly apply the type of detergent used for cleaning ventilation fans or ovens, wait for about 10 minutes, and then rinse with water.

5. Reattach the air filter.

Page 6

6. Reattach the suction grille.

- Refer to STEP 2.

7. Close the suction grille.

- Refer to STEP 1.

■ Prior to a long period of non-use

1. Operate the FAN mode for several hours to dry out the inside.

- To start the operation, refer to the operation manual for the remote controller.

2. After operation stops, turn off the circuit breaker for the room air conditioner.

3. Clean the air filter and reattach it.

4. To prevent battery leakage, take out the batteries from the remote controller. (Only for the wireless remote controller)

■ We recommend periodical maintenance

- In certain operating conditions, the inside of the air conditioner may get foul after several seasons of use, resulting in poor performance. It is recommended to have periodical maintenance by a qualified contractor.
- For qualified contractor maintenance, please contact the dealer where you bought the air conditioner.

3P436084-1

2.4 <BRC1E73> Wired Remote Controller for FDMQ, FFQ Series

Safety Considerations

The original instructions are written in English. All other languages are translation of the original instructions.
Read these **SAFETY CONSIDERATIONS** carefully before operating the remote controller.
Train the customer to operate and maintain the remote controller.
Inform customers that they should store this Operations Manual with the Installation Manual for future reference.
Meanings of **WARNING** and **CAUTION** Symbols:

⚠ **WARNING**	Indicates a potentially hazardous situation which, if not avoided, could result in death or serious injury.
⚠ **CAUTION**	Indicates a potentially hazardous situation which, if not avoided, may result in minor or moderate injury. It may also be used to alert against unsafe practices.
⚠ **NOTE**	Indicates situations that may result in equipment or property-damage accidents only.

- The following pictograms are used in this manual.

	Never do.		Always follow the instructions given.
	Keep water and moisture away.		Keep wet hands away.

⚠ **WARNING**	
	• **Do not modify or repair the remote controller.** Consult your Daikin dealer for any modification or for repairs.
	• **Do not relocate or reinstall the remote controller by yourself.** Improper installation may result in electric shocks or fire. Consult your Daikin dealer to relocate or for any reinstallation.
	• **Do not use flammable materials (e.g., hairspray or insecticide) near the remote controller.** Do not clean the product with organic solvents such as paint thinner. The use of organic solvents may cause cracking, damaging the product, causing electric shocks, or fire.
	• **Consult the dealer if the remote controller was submerged under water due to a natural disaster, such as a flood or hurricane.** **Do not operate the remote controller at this time or a malfunction, electric shock, or fire can occur.**

2

——Items to be Strictly Observed——

⚠CAUTION	
	• **Do not allow children to play with the remote controller to avoid causing damage to the product.**
	• **Never disassemble the remote controller.** Touching the interior parts may result in electric shocks or fire. Consult your Daikin dealer for internal inspections and adjustments.
	• **Do not touch the remote controller buttons with wet fingers.** **Touching the buttons with wet fingers can cause an electric shock.**
	• **Do not wash the remote controller.** Doing so may cause electric leakage and result in electric shocks or fire.
	• **Never let the remote controller to get wet.** Water can cause damage to the remote controller, and may cause an electric shock or fire.

⚠NOTE	
	• **Never press the button of the remote controller with a hard and pointed object.** The remote controller may be damaged.
	• **Never pull or twist the electric wire of the remote controller.** It may cause the unit to malfunction.
	• **Do not wipe the remote controller with benzine, thinner, chemical dustcloth, etc.** The remote controller may get discolored or the coating peeled off. If it is heavily dirty, soak a cloth in water-diluted neutral detergent, squeeze it well and wipe the remote controller clean. And wipe it with another dry cloth.

Button Locations and Descriptions

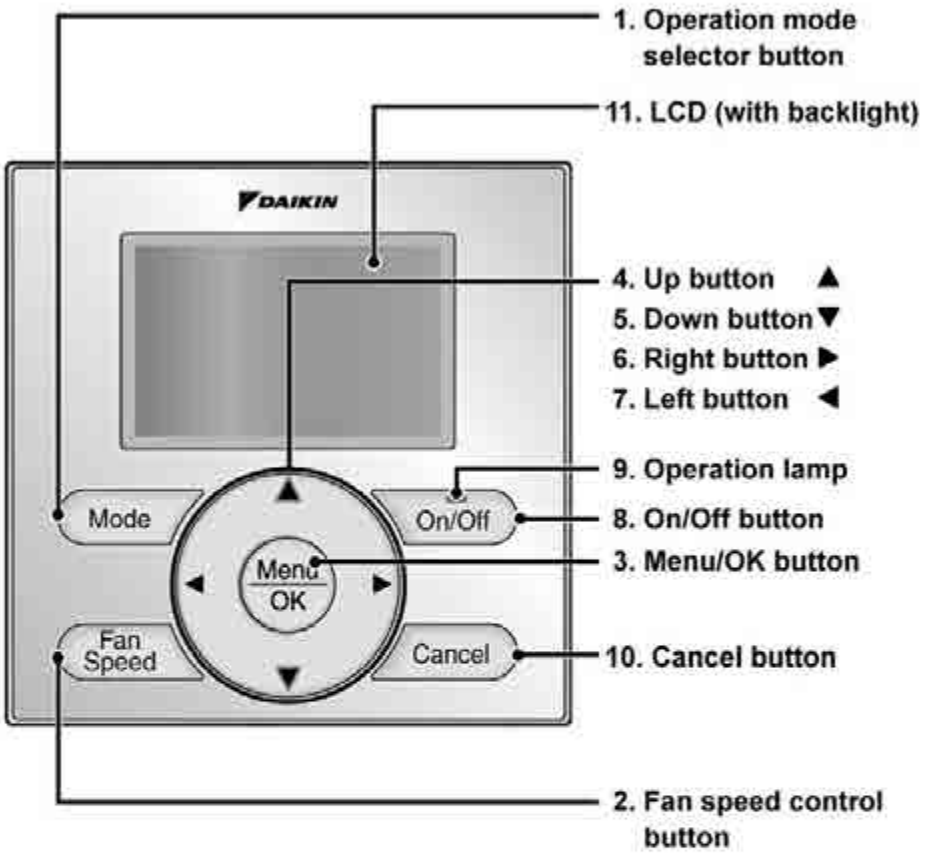

Functions other than basic operation items (i.e., On/Off, Operation Mode, Fan Speed, and Setpoint) are set from the menu screen.

NOTE

- **Do not install the remote controller in places exposed to direct sunlight, the LCD will be damaged.**
- **Do not pull or twist the remote controller cord, the remote controller may be damaged.**
- **Do not use objects with sharp ends to press the buttons on the remote controller, damage may result.**

4

1. Operation mode selector button

- Press this button to select the operation mode of your preference. **(See page 10.)**
  *Available modes vary with the indoor unit model.

2. Fan speed control button

- Press this button to select the fan speed of your preference. **(See page 11.)**
  *Available fan speeds vary with the indoor unit model.

3. Menu/OK button

- Used to enter the main menu.
  (See page 20 for the menu items.)
- Used to enter the selected item.

4. Up button ▲

- Used to raise the setpoint.
- The item above the current selection will be highlighted.
  (The highlighted items will be scrolled continuously when the button is continuously pressed.)
- Used to change the selected item.

5. Down button ▼

- Used to lower the setpoint.
- The item below the current selection will be highlighted.
  (The highlighted items will be scrolled continuously when the button is continuously pressed.)
- Used to change the selected item.

6. Right button ▶

- Used to highlight the next items on the right-hand side.
- Each screen is scrolled in the right-hand direction.

7. Left button ◀

- Used to highlight the next items on the left-hand side.
- Each screen is scrolled in the left-hand direction.

8. On/Off button

- Press this button and system will start.
- Press this button again to stop the system.

9. Operation lamp

- This lamp illuminates solid green during normal operation.
- This lamp flashes if an error occurs.

10. Cancel button

- Used to return to the previous screen.

11. LCD (with backlight)

- The backlight will be illuminated for approximately 30 seconds by pressing any button.
- If two remote controllers are used to control a single indoor unit, only the controller accessed first will have backlight functionality.

Names and Functions

Liquid Crystal Display

- Three types of display mode (Standard, Detailed and Simple) are available.
- Standard display is set by default.
- Detailed and Simple displays can be selected in the main menu. **(See page 40.)**

Standard display

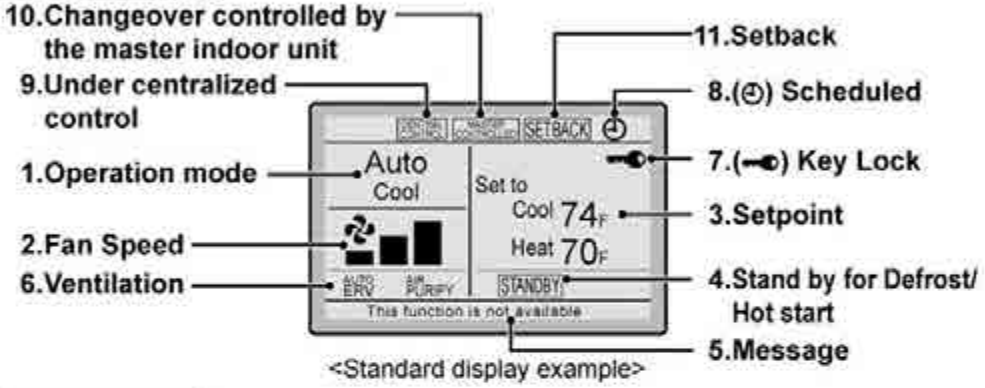

<Standard display example>

Detailed display

■ **The airflow direction, clock, and selectable item appear on Detailed display screen in addition to the items appearing on Standard display.**

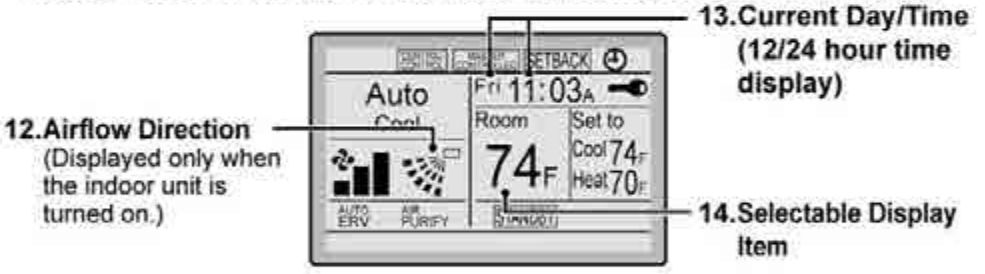

<Detailed display example 1>

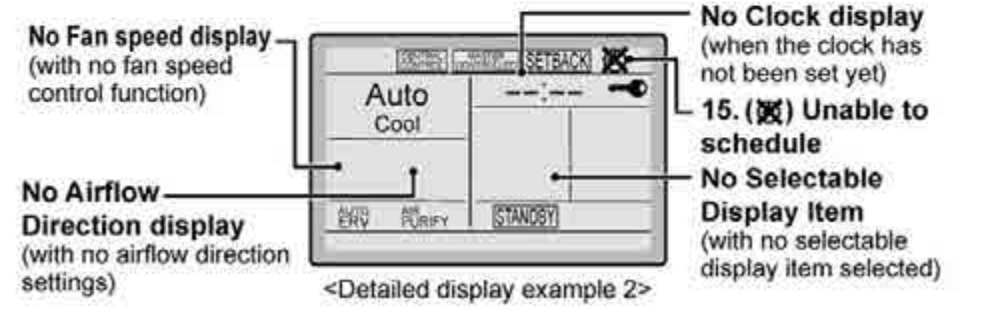

<Detailed display example 2>

Simple display



<Simple display example>

Note for all display modes

- Depending on the field settings, while the indoor unit is stopped, OFF may be displayed instead of the operation mode and/or the setpoint may not be displayed.

7

Names and Functions

1. Operation mode

- Used to display the current operation mode: Cool, Heat, Vent, Fan, Dry or Auto.
- In Auto mode, the actual operation mode (Cool or Heat) will be also displayed.
- Operation mode cannot be changed when OFF is displayed.
  Operation mode can be changed after starting operation.

2. Fan Speed

- Used to display the fan speed that is set for the indoor unit.
- The fan speed will not be displayed if the connected model does not have fan speed control functionality.

3. Setpoint

- Used to display the setpoint for the indoor unit.
- Use the Celsius/Fahrenheit item in the main menu to select the temperature unit (Celsius or Fahrenheit).

4. Stand by for Defrost/Hot start " STANDBY " (See page 12.)

If ventilation icon is displayed in this field:

- Indicates that an energy recovery ventilator (ERV) is connected.
  For details, refer to the Operation Manual of the ERV.

5. Message

The following messages may be displayed.

"This function is not available"

- Displayed for a few seconds when an Operation button is pressed and the indoor unit does not provide the corresponding function.
- In a remote control group, the message will not appear if at least one of the indoor units provides the corresponding function.

"Error: Push Menu button"
"Warning: Push Menu button"

- Displayed if an error or warning is detected **(see page 50)**.

"Time to clean filter"
"Time to clean element"
"Time to clean filter & element"

- Displayed as a reminder when it is time to clean the filter and/or element **(see page 48).**

6. Ventilation

- Displayed when an energy recovery ventilator is connected.
- **Ventilation Mode icon."** AUTO ERV ERV BYPASS **"**
  These icons indicate the current ventilation mode (ERV only) (AUTO, ERV, BYPASS).
- **Air Purify ICON "** AIR PURIFY **"**
  This icon indicates that the air purifying unit (Optional) is in operation.

7. Key Lock (See page 19.)

- Displayed when the key lock is set.

8. Scheduled (See page 30.)

- Displayed if the Schedule or Off timer is enabled.

9. Under Centralized control " CENTRAL CONTROL "

- Displayed if the system is under the management of a multi-zone controller (Optional) and the operation of the system through the remote controller is limited.

10. Changeover controlled by the master indoor unit " MASTER CONTROL "

(VRV only)

- Displayed when another indoor unit on the system has the authority to change the operation mode between cool and heat.

11. Setback " SETBACK " (See page 14.)

- The setback icon flashes when the unit is turned on by the setback control.

12. Airflow Direction " "

- Displayed when the airflow direction and swing are set **(see page 23)**.
- If the connected indoor unit model does not include oscillating louvers this item will not be displayed.

13. Current Day/Time (12/24 hour time display)

- Displayed if the clock is set **(see page 42)**.
- If the clock is not set, " -- : -- " will be displayed.
- 12 hour time format is displayed by default.
- Select 12/24 hour time display option in the main menu under "Clock & Calendar".

14. Selectable Display Item

- Room temperature is selected by default.
- For other choices see page 41.

15. Unable to schedule

- Displayed when the clock needs to be set.
- The schedule function will not work unless the clock is set.

Basic Operation

Cool/Heat/Auto/Fan Operation (SkyAir and VRV)

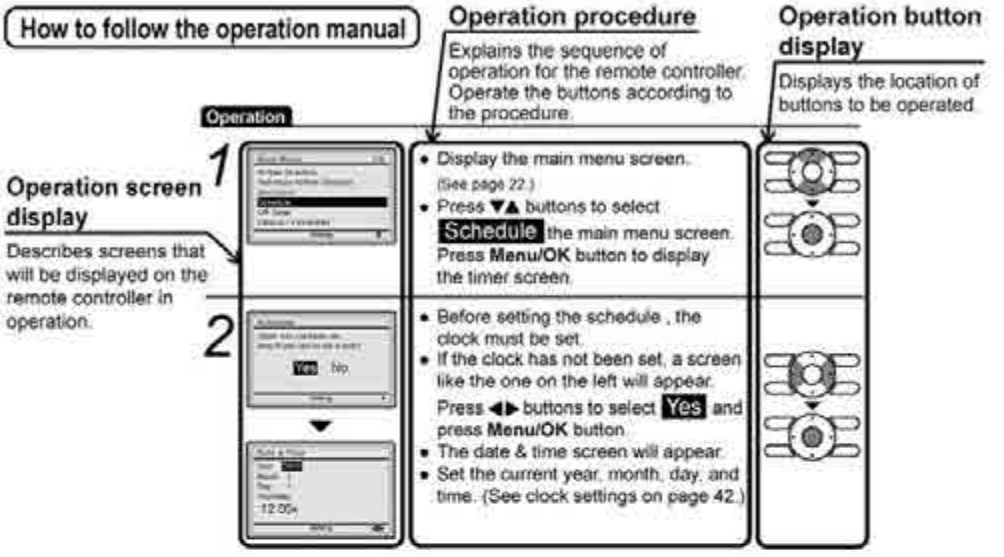

Preparation

- For mechanical protection purposes, apply power to the outdoor units at least six hours before starting the operation of the system.

Operation



- Press **Mode** button several times until the desired mode Cool, Heat, Fan, or Auto mode is selected.

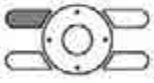

*Unavailable operation modes are not displayed.

Note

- Both heat and cool mode may not be selected if the unit is master controlled. See page 16 if MASTER CONTROLLED icon flashes.

2

- Press **On/Off** button.
  The Operation lamp will illuminate solid green and the system will start operating.

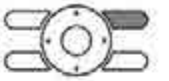

3

- The setpoint will increase by 1°F (or 1°C) when ▲ button is pressed and decrease by 1°F (or 1°C) when ▼ button is pressed.

  * Setpoint is not available in fan or dry mode.

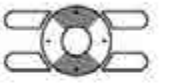

4



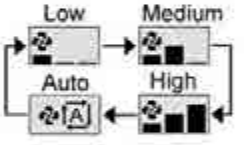

three fan speeds

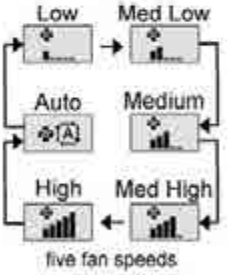

five fan speeds

- To change the fan speed, press **Fan Speed** button and select the fan speed from;
  - Low/High/Auto for two-speed
  - Low/Medium/High/Auto for three-speed
  - Low/Med Low/Medium/Med High/High/Auto for five-speed

  depending on the indoor unit model.

  * Auto cannot be selected if the indoor unit does not have Auto Fan speed function.
  * The system may change the fan speed automatically for equipment protection purposes.
  * The system may turn off the fan when the room temperature is satisfied.
  * It is normal for a delay to occur when changing the fan speed.
  * If the Auto is selected for the fan speed, the fan speed varies automatically based on the difference between setpoint and room temperature.

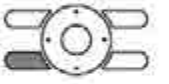

Basic Operation

5

- Adjust Airflow Direction from the main menu (see page 23).

*If the connected indoor unit does not have oscillating louvers, this function will not be available.

6

- When **On/Off** button is pressed again, the system will stop operating and the Operation lamp will turn off.

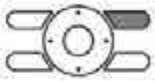

*When the system is stopped while in the heating mode, the fan will continue to operate for approximately one minute to remove residual heat from the indoor unit.

Note

- To prevent condensation water damage or system failure, do not shut off the power supply to the indoor unit immediately after operation. Wait at least five minutes for the condensate pump to finish draining residual water from the indoor unit.

Characteristics of Heat Mode

The system automatically controls the following operating modes to prevent the reduction of heating capacity and space comfort.

Defrost operation

- The system will automatically go into defrost operation to prevent frost accumulation at the outdoor unit and subsequent loss of heating capacity.
- The indoor unit fan will stop, and " STANDBY " will be displayed on the remote controller.
- The system will finish the Defrost operation and return to normal usually within six to eight minutes. It won't last for more than ten minutes.

Hot start

- When the system starts heating operation, the indoor unit fan will operate with a delay in order to prevent a cold draft. (In that case, " STANDBY " will be displayed on the remote controller.)

Dry Mode

Preparation

- For equipment protection purposes, apply power to the outdoor units at least six hours before starting the operation of the system.
- The dry mode may not be selected if the remote controller is master controlled and the system is not already in the cooling mode of operation. (see page 18 for details)

Operation

1

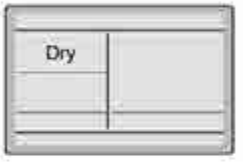

- Press **Mode** button several times until the Dry mode is selected.

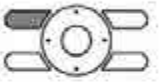

*The dry mode may not be available depending on the type of indoor unit.

2

- Press **On/Off** button.
  The Operation lamp will illuminate solid green and the system will start operating.

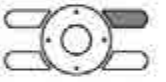

*In Dry mode, the system maintains automatic temperature and fan speed control. Therefore, temperature setpoint or fan speed settings are not available while the indoor unit is in the Dry mode.

3

- Adjust Airflow Direction from the main menu (see page 23).

*If the connected indoor unit does not have oscillating louvers, this function will not be available.

Basic Operation

4

- When **On/Off** button is pressed again, the system will stop operating and the Operation lamp will turn off.

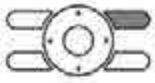

Note
- To prevent condensation water damage or system failure, do not shut off the power supply to the indoor unit immediately after operation. Wait at least five minutes for the condensate pump to finish draining residual water from the indoor unit.

Characteristic of Dry mode

The Dry mode dehumidifies the space at reduced cooling capacity to prevent the room temperature from dropping to an uncomfortable level.

Setback

The Setback function can be used to maintain the space temperature in an assigned range for an unoccupied period.

Note
- When enabled, the Setback mode becomes active when the indoor unit is turned off by either the user, a schedule event or an off timer.
- This function is not available by default. It can be enabled by the system installer.

Operation

1

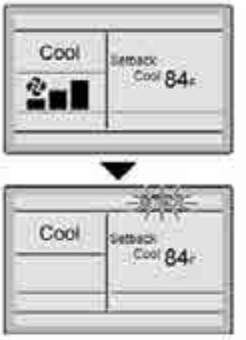

- The setback icon flashes when the unit is turned on by the setback control.

Ventilation Mode When the Indoor Unit is Interlocked with Energy Recovery Ventilator

Preparation

- For equipment protection purposes, apply power to the outdoor units at least six hours before starting the operation of the system.

Operation

1

- When operating the energy recovery ventilator (ERV) between seasons without the indoor unit, set the control to ventilation mode.

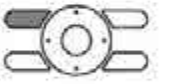

2

- Changes to the ventilation mode are made from the main menu.

*Ventilation Mode: Auto, ERV, and Bypass

3

- Changes to the ventilation rate are made from the main menu.

*Ventilation Rate: Low or High

Basic Operation

4

- Press **On/Off** button.
  The Operation lamp will illuminate solid green and the system will start operating.

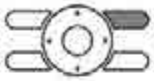

5

- When **On/Off** button is pressed again, the system will stop operating and the Operation lamp will turn off.

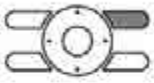

Setting the Cool / Heat Changeover Master

(VRV only)

Setting Changes See page 18 for an explanation of the cool/heat changeover master indoor unit.

1

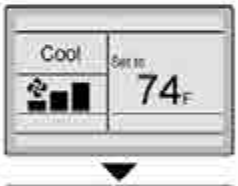

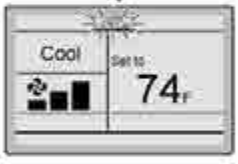

- Press **Mode** button on the remote controller of the changeover master indoor unit for at least four seconds while the backlight is illuminated.

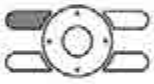

- The "MASTER CONTROLLER" icon on each remote controller for the indoor units connected to the same outdoor unit or Branch Selector unit will start flashing.

  * Vent mode setting changes are possible regardless of the cool/heat changeover master indoor unit.
  * If the outdoor unit is configured as cool/heat changeover master, all remote controllers serving the associated indoor units will display its "MASTER CONTROLLER" icon.

- Set the cool/heat changeover master indoor unit as outlined below.

Selection Settings The icon " MASTER CONTROLLER " will flash on all remote controllers when the power is turned ON for the first time.

2

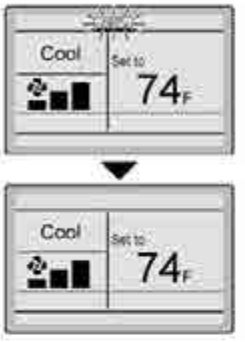

- Press **Mode** button on the remote controller of the indoor unit which is to serve as the cool/heat changeover master.

The remote controller for the changeover master indoor unit is established and the MASTER CONTROLLER icon is no longer displayed.

Other remote controllers in the system (indoor units served by the same outdoor unit or indoor units served by the same branch selector unit) will now display the MASTER CONTROLLER icon.

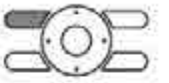

3

- Press **Mode** button on the remote controller of the indoor unit designated as the cool/heat changeover master (the remote controller not displaying the MASTER CONTROLLER icon) repeatedly until the desired mode is selected. The display will change to **Fan**, **Dry**, **Auto**, **Cool**, **Heat** each time the button is pressed.
- Simultaneously, the other indoor units on the system will follow suit and change modes to reflect the new mode selected at the changeover master remote controller.

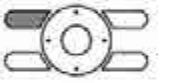

Basic Operation

Cool / Heat Mode Selection Availability

- "Cool", "Heat", and "Auto" are all only available for selection on the cool/heat changeover master indoor unit. The following table indicates the available operating modes of the other indoor units on the system based upon the selected mode of the master indoor unit.

When the master indoor unit is set to	The other indoor units in the system can be set to			
	Cool	Dry	Heat	Fan
Cool mode	✓	✓		✓
Dry mode	✓	✓		✓
Heat mode			✓	✓
Fan mode				✓
Auto mode (Cooling operation)	✓	✓		✓
Auto mode (Heating operation)			✓	✓

Precautions for Selecting the Cool / Heat Changeover Master Indoor Unit

- The cool/heat changeover master must be set for a single indoor unit in the following applications

(2-Pipe Heat Pump System)

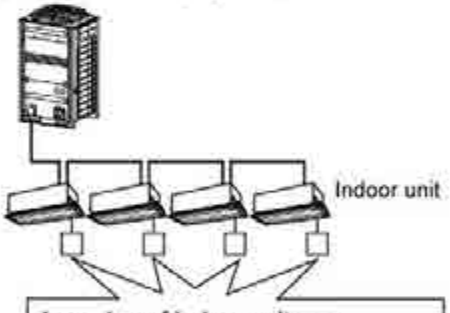

A number of indoor units are connected to a single outdoor unit.

Set any one of the indoor units as the cool/heat changeover master.

(3-Pipe Heat Recovery System)

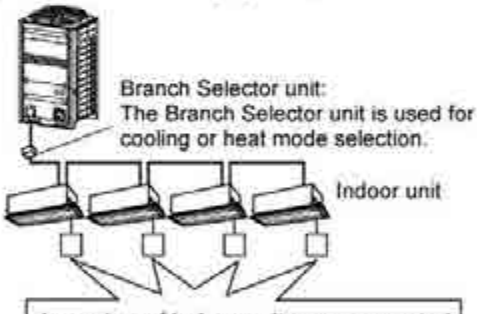

A number of indoor units are connected to a single Branch Selector unit.

Set any one of the indoor units as the cool/heat changeover master.

Key Lock

Operation Confirm and cancel Key Lock settings in the basic display screen.

1

Basic screen

- Press **Menu/OK** button for at least four seconds while the backlight is illuminated.

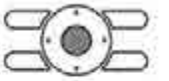

2



- "🔑" is displayed.
  All buttons are disabled when the keys are locked.
- To cancel the key lock mode, continue pressing **Menu/OK** button for at least four seconds while the backlight is illuminated.

19

Quick Reference

■The main menu has the following items.

Menu item		Description	Reference page
Airflow Direction		**Used to configure airflow direction settings.** • The airflow direction louver is automatically operated up and down (left and right). • The fixed airflow directions are configurable for five positions. * This function is not available on all indoor unit models.	23
Individual Airflow Direction (depends on indoor unit model)	**Louver Setting**	Set the airflow direction individually for each of the 4 louvers. • Maximum 16 units (unit 0 till 15).	25
	Louver Setting List	Setting table for louver.	26
	Reset All Louvers Position	Reset all louvers to factory default setting.	27
Ventilation (Ventilation operation settings for energy recovery ventilator)	**Ventilation Rate**	Used to set "Low" or "High"	28
	Ventilation Mode	Used to set Auto, ERV, or Bypass.	29
Schedule	**Daily Patterns**	• Day settings are selected from four patterns, i.e., "7Days", "Weekday/Sat/Sun", "Weekday/Weekend", and "Everyday".	31
	Settings	• Set the startup time and operation stop time. ON: Startup time, cooling and heating temperature setpoints can be configured. OFF: Operation stop time, cooling and heating setback temperature setpoints can be configured. (--: Indicates that the setback function is disabled for this time period.) __: Indicates that the temperature setpoint and setback temperature setpoint for this time period is not specified. The last active setpoint will be utilized. • Up to five actions can be set for each day.	32
Off Timer		**Used to set the run-time for the indoor unit using this controller.** • Possible to set in 10 minute increments from 30 to 180 minutes.	35
Celsius / Fahrenheit		• Used to select whether temperature values will be displayed in Celsius or Fahrenheit.	—

Menu item		Description	Reference page
Filter Auto Clean		Set the time when the filter needs to be automatically cleaned. For the detailed operation refer to the Operation Manual of the self cleaning decoration panel.	—
Maintenance Information		Used to display the maintenance information.	37
Configuration	**Draft Prevention** (Only available with Occ. sensor installed indoor unit model)	The draft prevention function can be **enabled** or **disabled**. When enabled, the Occ. sensor will adjust the louver's position to prevent air blowing directly on occupant.	38
	Contrast Adjustment	Used to make LCD contrast adjustment.	39
	Display	**Used to set the display mode.** • Display mode Standard, Detailed, or Simple display • Detailed and Simple displays provide the selectable display item among Room Temp, System, None or Outside Air Temp.	40
Current Settings		• Used to display a list of current settings for available items.	42
Clock & Calendar	**Date & Time**	**Used to configure date and time settings and corrections.** • The default time display is 12H. • The clock will maintain accuracy to within ±30 seconds per month. • If there is a power failure for a period not exceeding 48 hours, the clock will continue working with the built-in backup power supply.	42
	12H/24H Clock	The time can be displayed in either a 12 hour or a 24 hour time format.	45
Daylight Saving Time		Used to adjust the clock in observance of daylight saving time.	45
Language		The display language can be selected between **English**, **Francais**, or **Espanol**.	48

Note: Available setting items vary with the indoor unit model.

Sub Remote Controller Menu Items

If two remote controllers are connected to a single indoor unit, the following menu items are not set in the sub remote controller. In this case, the following items should be configured in the main remote controller.

- Individual Airflow Direction
- Schedule
- Off timer
- Setback
- Draft Prevention

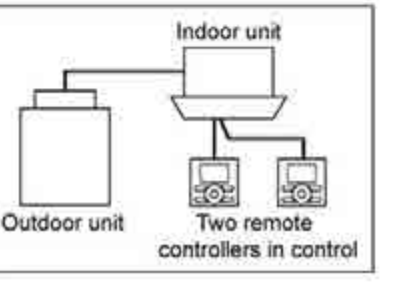

Menu Options

Navigating the Main Menu Screen

■Display Method for Main Menu

Operation

1

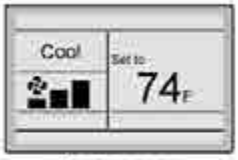

Basic screen

- Press **Menu/OK** button.

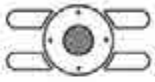

2

Main menu screen

- The main menu screen is displayed.

⇦ Instructions for navigating the main menu will appear.

3

- Selecting items from the main menu.
  1. Press ▼▲ buttons to select the desired item to be set.
  2. Press **Menu/OK** button to display the details for the selected item.

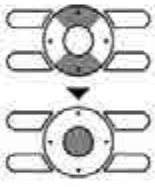

4

- To go back to the basic screen from the main menu, press **Cancel** button.

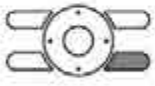

Note

- If a button is not pressed for 5 minutes during configuration, the controller will automatically revert to the basic screen.

Airflow Direction

■Configuring Airflow direction

Operation

1

- Display the main menu screen. (See page 22.)
- Press ▼▲ buttons to select **Airflow Direction** and press **Menu/OK** button.

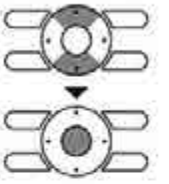

2

(1) Adjusting method when there is single airflow direction.

- Select the desired airflow direction from **Position 0** , **Position 1** , **Position 2** , **Position 3** , **Position 4** , **Swing** or **Auto** using ▼▲ buttons.
- Press **Menu/OK** button to confirm the settings and to return to the basic screen.

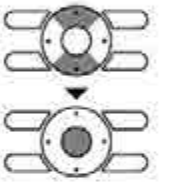

Airflow direction setting (up/down)

Airflow direction setting (left/right)

Note

- The airflow directions appear on the screen as follows.

Up/down direction

Left/right direction

0 : Position 0
1 : Position 1
2 : Position 2
3 : Position 3
4 : Position 4

Notice

These operation and screen are example of single airflow direction type indoor unit.
It is different from Single flow cassette model.

Menu Options

3



When front/back direction is selected

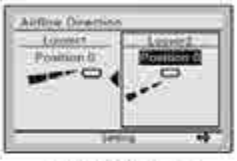

When left/right direction is selected

(2) Adjusting method for selecting dual airflow directions.

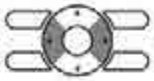

- Press ◀▶ buttons, to select front/back or left/right direction setting.

Notice

These operation and screen are example of dual airflow directions type indoor unit (Single flow cassette model).

4

- Select the desired airflow direction from **Position 0** , **Position 1** , **Position 2** , **Position 3** , **Position 4** , **Swing** or **Auto** using ▼▲ buttons.

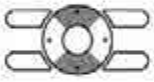

- Selecting **Swing** will cause the airflow direction louver to swing position 0 to 4.
- Setting **Auto** is not available when left/right direction is selected.
- Press **Menu/OK** button to confirm the settings and return to the basic screen.

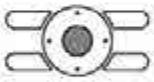

5

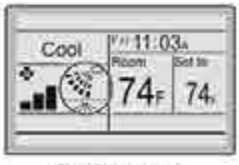

Basic screen (Detailed display)

- If dual airflow directions are set, then the dual airflow direction icons are displayed in the basic screen.

Individual Airflow Direction

■Louver Setting

Operation

1

- Display the main menu screen.
  (See page 22.)
- Select **Individual Airflow Direction** and press **Menu/OK** button.

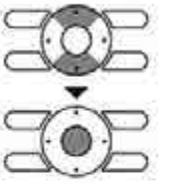

2

- Select **Louver Setting** and press **Menu/OK** button.

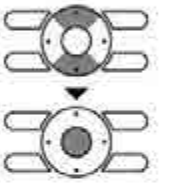

3

- Use ▼▲ buttons to select the unit and outlet mark.
- Maximum 16 units for each group (unit 0 till 15) can be selected.

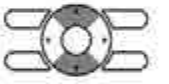

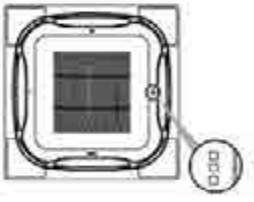

Note
In case of four outlets (cassette type), you can control each one of the four louvers individually (the following marks are beside each air outlet: □, □□, □□□, □□□□).

Menu Options

4

- Press ◀▶ button to select the airflow direction.
- Use ▼▲ buttons to change the airflow direction to the following:
  No Ind Set , Position 0 , Position 1 , Position 2 , Position 3 , Position 4 , Swing or Blocked .
  No Ind Set : No Individual Louver Setting.
  Blocked : Individual airflow is blocked.
- Press **Menu/OK** button to confirm the settings and to return to the basic screen.

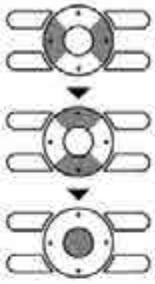

5

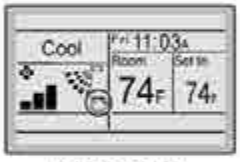

Basic screen
(Detailed display)

- If individual airflow direction is set, then the individual airflow direction icon is displayed in the basic screen.

■Louver Setting List

Operation

1

- Display the individual airflow direction screen. (See page 25.)
- Press ▼▲ buttons to select Louver Setting List and press **Menu/OK** button.

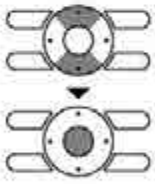

2

- A table shows the current settings. Press ▼▲ buttons to go to the next unit.
- Press **Cancel** button to return to the previous menu.

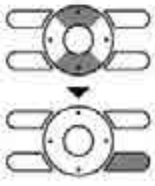

■Reset All Louvers Position

Operation

1

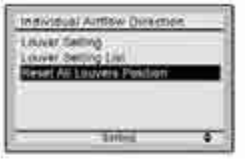

- Display the individual airflow direction screen.
  (See page 25.)
- Press ▼▲ buttons to select **Reset All Louvers Position** and press **Menu/OK** button.

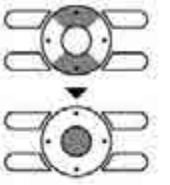

2

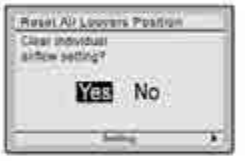

- Press ◀▶ buttons to select **Yes**.
- Press **Menu/OK** button to confirm the reset and to return to the basic screen.

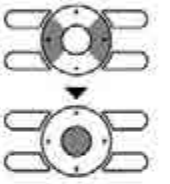

Operational Details and Functions

There are two types of airflow direction settings.

Airflow direction swing

The louvers automatically oscillate up and down.

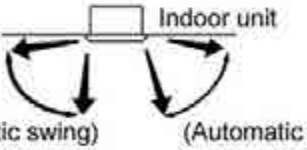

Airflow direction

You can select from one of five fixed directions. (This has no relation to the angle of the louvers.)

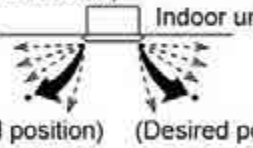

Movement of airflow direction louver

Under the operating conditions shown next, airflow direction is controlled automatically. Actual operation may be different than what is displayed on the remote controller.

Menu Options

Operating condition	• Room temperature is higher than the remote controller's setpoint (in heating operation). • When defrosting (in heating operation). (The airflow discharges horizontally to avoid creating a draft for the room occupants.) • Under continuous operation with the airflow discharging horizontally.

Ventilation

■Ventilation screen display properties

Operation

1

- Display the main menu screen. (See page 22.)
- Press ▼▲ buttons to select **Ventilation** on the main menu screen. (For models with no ventilation function, **Ventilation** will not be displayed on the main menu screen.)

Press **Menu/OK** button to display the ventilation screen.

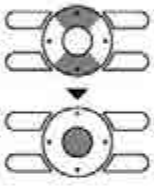

■Changing the ventilation rate

Operation

1

- Navigate to the ventilation screen (see above).
- Press ▼▲ buttons to select **Ventilation Rate** on the ventilation screen.

Press **Menu/OK** button to display the ventilation rate screen.

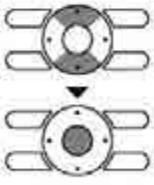

2

- Press ▼▲ buttons to toggle between the **Low** and **High** settings.

*Only modes that can be set are displayed.

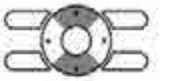

3

- Selecting and confirming the desired ventilation rate will take you back to the basic screen.
(Pressing **Cancel** button takes you back to the previous screen without changing the ventilation rate.)

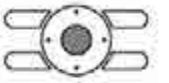

■Changing the ventilation mode

Operation

1

- Display the ventilation screen.
(See page 28.)
- Press ▼▲ buttons to select **Ventilation Mode** on the ventilation screen.
Press **Menu/OK** button to display the ventilation mode screen.

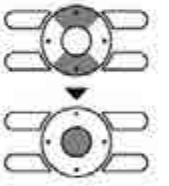

2

- Pressing ▼▲ buttons cycles through the settings in the order shown below.

Auto ⇔ **ERV** ⇔ **Bypass**

*Only modes that can be set are displayed.

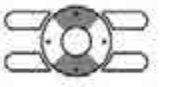

Menu Options

3

- Selecting and confirming the desired ventilation mode will take you back to the basic screen.
  (Pressing **Cancel** button takes you back to the previous screen without changing the ventilation mode.)

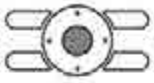

Ventilation Mode

Auto mode	Using information from the indoor unit (cool, heat, fan, and setpoint) and the energy recovery ventilator unit (indoor and outdoor temperatures), the ventilation mode is automatically changed between ERV and Bypass.
ERV mode	Outside air is passed through the ERV core and is supplied to the conditioned space.
Bypass mode	Outside air is supplied to the conditioned space without passing through the ERV core.

Schedule

■Setting the schedule

Operation The schedule will disappear when a multizone controller is connected, but can be re-enabled by the system installer.

1

- Display the main menu screen.
  (See page 22.)
- Press ▼▲ buttons to select **Schedule**. Press **Menu/OK** button to display the schedule screen.

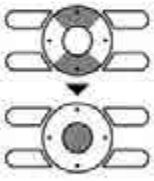

- Before setting the schedule, the clock must be set.
- If the clock has not been set, a screen like the one on the left will appear. Press ◀▶ buttons to select **Yes** and press **Menu/OK** button.
- The date & time screen will appear.
- Set the current year, month, day, and time. (See clock settings on page 42.)

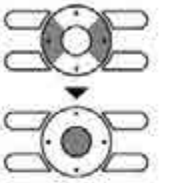

2

- Press ▼▲ buttons to select the desired function on the schedule screen and press **Menu/OK** button.

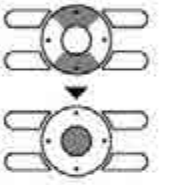

■Daily Patterns

Operation

1

- The schedule screen will appear.
- Press ▼▲ buttons to select **Daily Patterns** on the schedule screen.
  The daily patterns screen will appear when **Menu/OK** button is pressed.

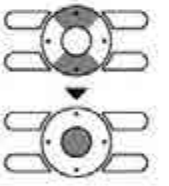

2

- Press ▼▲ buttons to select **7 Days**, **Weekday/Sat/Sun**, **Weekday/Weekend** or **Everyday** on the daily patterns screen.
  The confirmation screen will appear when **Menu/OK** button is pressed.

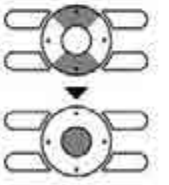

Menu Options

3

- Press ◀▶ buttons to select **Yes** on the confirmation screen.
  Pressing **Menu/OK** button enters the daily patterns in the schedule and takes you back to the main menu screen.

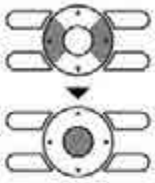

■Settings

Operation

1

- The schedule screen will appear.
- Press ▼▲ buttons to select **Settings** on the schedule screen.
  The settings screen will appear when **Menu/OK** button is pressed.

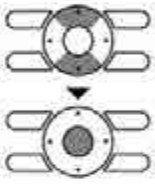

2

- Press ▼▲ buttons to select the day to be set.

  * It cannot be selected in the case of **EVDY**.

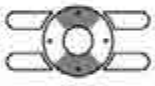

3

- Input the time for the selected day.
- Press ◀▶ buttons to move the highlighted item and press ▼▲ buttons to input the desired operation start time.
  Each press of ▼▲ buttons moves the numbers by 1 hour or 1 minute.

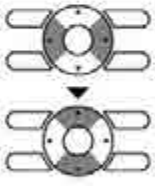

4

- Press ◀▶ buttons to move the highlighted item and press ▼▲ buttons to configure ON/OFF/-- settings.
  --, ON, or OFF changes in sequence when ▼▲ buttons are pressed.

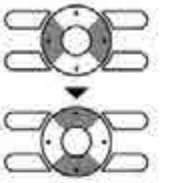

ON: The temperature setpoints can be configured.
OFF: The setback temperature setpoints can be configured.
– –: The temperature setpoints and setback temperature setpoints become disabled.

- The cooling and heating temperature setpoints for both ON and OFF (Setback) are configured.

__: Indicates that the temperature setpoint and setback temperature setpoint for this time period is not specified. The last active setpoint will be utilized.
––: Indicates that the setback function is disabled for this time period.

5

A maximum of five actions per day can be set.

- Press **Menu/OK** button when settings for each day are completed. The confirmation screen will appear.

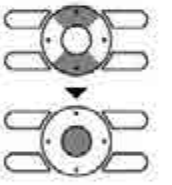

To copy the settings for the previous day, press **Mode** button so that the existing settings will be copied.
Example: The contents for Monday are copied by pressing **Mode** button after selecting Tuesday.

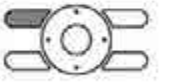

Menu Options

6

- Press ◀▶ buttons to select **Yes** on the confirmation screen.
  Pressing **Menu/OK** button confirms the settings for each day and takes you back to the basic screen.

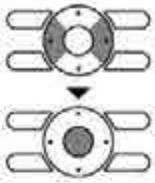

Enabling or disabling the schedule

Operation

1

- Display the schedule screen.
  (See page 30.)
- Press ▼▲ buttons to select **Enable / Disable** on the schedule screen.
  Press **Menu/OK** button to display the enable/disable screen.

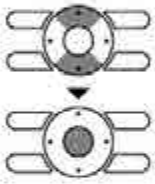

2

- Press ▼▲ buttons to select **Enable** or **Disable** on the enable/disable screen.
  Press **Menu/OK** button after selecting the item. The confirmation screen is displayed.

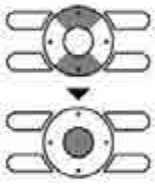

3

- Press ◀▶ buttons to select **Yes** on the confirmation screen.
  Pressing **Menu/OK** button confirms the enable/disable setting for the schedule and takes you back to the basic screen.

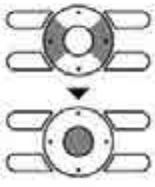

Off Timer

■Configuring and Confirming the Off Timer settings

Operation

1

- Display the main menu screen. (See page 22.)
- Press ▼▲ buttons to select the **Off Timer** on the main menu screen. Press **Menu/OK** button to display the off timer screen.

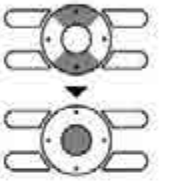

2

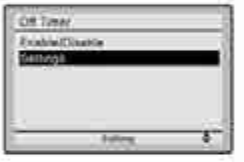

- Press ▼▲ buttons to select **Settings** on the off timer screen. Press **Menu/OK** button to display the configuration screen.

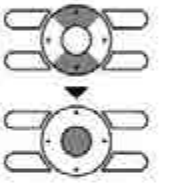

3

- Use ▼▲ buttons to set the time from operation start until the unit automatically stops. Selections can be made in increments of 10 minutes from 30 to 180 minutes. Holding down the button causes the number to change continuously.
- Select the desired time and press **Menu/OK** button. The confirmation screen will appear.

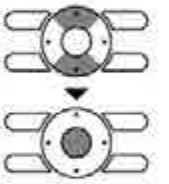

4

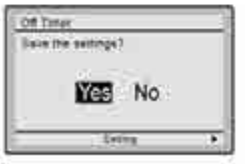

- Press ◀▶ button to select **Yes** on the confirmation screen. Pressing **Menu/OK** button confirms the off timer and takes you back to the basic screen.

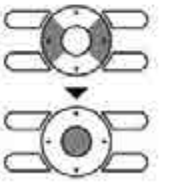

Menu Options

Enabling or disabling the off timer

Operation

1

- Navigate to the off timer screen.
(See page 35.)
- Press ▼▲ buttons to select **Enable/Disable** on the off timer screen. Press **Menu/OK** button to display the enable/disable screen.

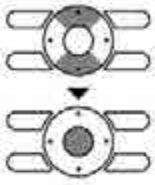

2

- Press ▼▲ buttons to select **Enable** or **Disable** on the enable/disable screen. Press **Menu/OK** button after selecting the item. Then the confirmation screen is displayed.

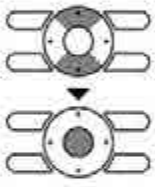

3

- Press ◀▶ button to select **Yes** on the confirmation screen. Pressing **Menu/OK** button confirms the enable/disable for the off timer and takes you back to the basic screen.

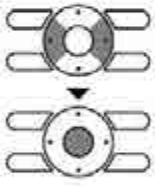

Maintenance Information

■Displaying the service contact and model information

Operation

1

- Display the main menu screen.
  (See page 22.)
- Press ▼▲ buttons to select **Maintenance Information** on the main menu screen and press **Menu/OK** button.

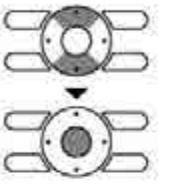

2

- The phone number for the contact is displayed at the top of the screen.
  (If it has not yet been entered, it will not be displayed.)
- The model information of the indoor and outdoor units for your product will be displayed on the bottom of the screen.
  (For some models the product code may be displayed.)

*The model name will not be displayed if the indoor unit PCB has been replaced.

*The error code history may also be displayed. If the Operation lamp is not flashing, the unit is working properly.
The error code history is no longer displayed if you press **On/Off** button for more than 4 seconds.

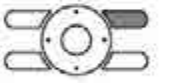

Menu Options

Configuration

■Draft Prevention

Operation

1

- Display the main menu screen. (See page 22.)
- Press ▼▲ buttons to select **Configuration** and press **Menu/OK** button.

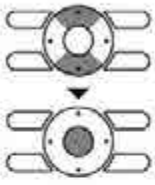

2

- Press ▼▲ buttons to select **Draft Prevention** and press **Menu/OK** button.

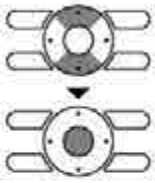

3

- Press ▼▲ buttons to select **Enable** or **Disable**.
- The confirmation screen will appear when **Menu/OK** button is pressed.

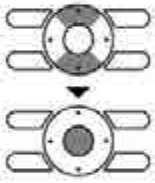

4

- Press ◀▶ buttons to select **Yes**.
- Press **Menu/OK** button to confirm the settings and to return to the basic screen.

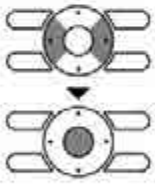

■Contrast Adjustment

Operation

1

- Navigate to the configuration screen.
(See page 38.)
- Press ▼▲ buttons to select Contrast Adjustment on the configuration screen.
Press **Menu/OK** button to display the contrast adjustment screen.

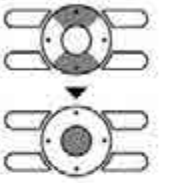

2

- On the contrast adjustment screen press ▼▲ buttons until you reach the desired contrast.
After setting, press **Menu/OK** button and return to the basic screen.

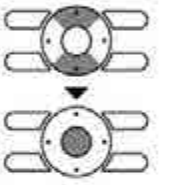

Menu Options

■Display

Display Mode

Operation

1

- Navigate to the configuration screen. (See page 38.)
- Press ▼▲ buttons to select **Display** on the configuration screen. Press **Menu/OK** button to display the display screen.

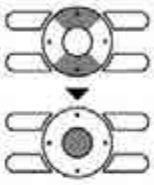

2

- Press ▼▲ buttons to select **Display Mode** on the display screen. Press **Menu/OK** button to display the display mode screen.

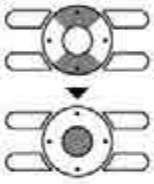

3

- Press ▼▲ buttons to select **Standard**, **Detailed** or **Simple** on the display screen.
- Press **Menu/OK** button to confirm the settings and return to the basic screen.

*Refer to **Display Item** to change the selectable display item for Detailed and Simple display modes. (See page 41.)

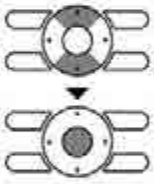

Display Item

Operation

1

- Navigate to the display screen.
  (See page 40.)
- Press ▼▲ buttons to select **Display Item** on the display screen. Press **Menu/OK** button to display the display item screen.

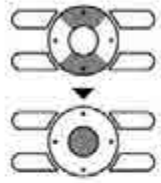

2

- Pressing ▼▲ buttons displays the following.

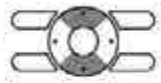

→ **Room Temp** ◂▸ * **System** ←
→ * **Outside Air Temp** ◂▸ **None** ←

* Some models may not display these items even if they are selected.

- Be sure to read the following notes regarding display of room temperature and outside air temperature.

Room Temp

..... The temperature at the remote controller.
The temperature that is detected may be affected by the location of the remote controller.

Outside Air Temp

..... The temperature at the outdoor unit.
The temperature that is detected may be affected by factors such as the location of the unit (for example, if it is in direct sunlight) and unit operation during defrosting.

- After setting, press **Menu/OK** button to confirm settings and return to the basic screen.

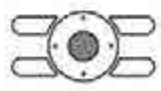

Menu Options

Current Settings

■Confirming the current settings

Operation

1

- Display the main menu screen. (See page 22.)
- Press ▼▲ buttons to select **Current Settings** on the main menu screen and press **Menu/OK** button.

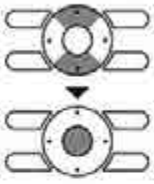

2

- A list showing the current setting status will appear.
  Press ◀▶ buttons to go to the next item.
- Pressing **Cancel** button takes you back to the main menu screen.

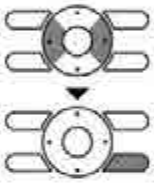

Display items

Airflow Direction	Off Timer
Ventilation Rate	Display Mode
Ventilation Mode	Display Item
Schedule	Filter Auto Clean

*Display items may differ depending on the model. Only the items that can be set are displayed.

Clock & Calendar

■Date & Time

Operation

1

- Display the main menu screen. (See page 22.)
- Press ▼▲ buttons to select **Clock & Calendar** on the main menu screen.
  Press **Menu/OK** button to display the clock & calendar screen.

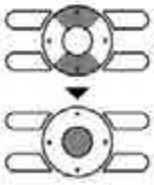

2

- Press ▼▲ buttons to select **Date & Time** on the clock & calendar screen. Press **Menu/OK** button to display the date & time screen.

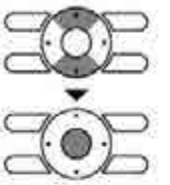

3

- Select **Year** with ◀▶ buttons. Change the year with ▼▲ buttons. Holding down the button causes the number to change continuously.

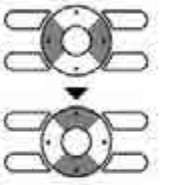

4

- Select **Month** with ◀▶ buttons. Change the month with ▼▲ buttons. Holding down the button causes the number to change continuously.

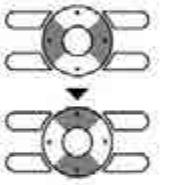

5

- Select **Day** with ◀▶ buttons. Change the day with ▼▲ buttons. Holding down the button causes the number to change continuously. Days of the week change automatically.

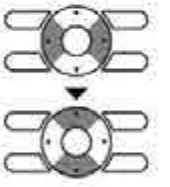

6

- Select **Hour** with ◀▶ buttons. Change the hour with ▼▲ buttons. Holding down the button causes the number to change continuously.

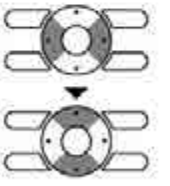

Menu Options

7

- Select **Minute** with ◀▶ buttons.
  Change the minute with ▼▲ buttons.
  Holding down the button causes the number to change continuously.
- Press **Menu/OK** button.
  The confirmation screen will appear.

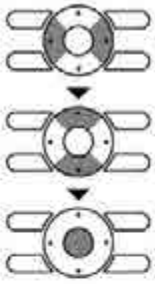

Note:

The date can be set between January 1, 2015 and December 31, 2099.

8

- Press ◀▶ button to select **Yes** on the confirmation screen.
  Press **Menu/OK** button to confirm the clock and return to the basic screen.

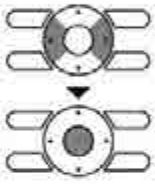

*When setting the schedule, the display returns to the settings screen.

■12H/24H CLOCK

Operation

1

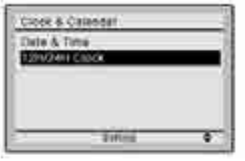

- Display the clock & calendar screen. (See page 42.)
- Press ▼▲ buttons to select **12H/24H Clock** on the clock & calendar screen. The 12H/24H clock screen will appear when **Menu/OK** button is pressed.

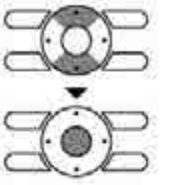

2

By default, the time display is set to the 12H format.

- Press ▼▲ buttons to select **12H** **24H** on the 12H/24H clock screen.
- The confirmation screen will appear when **Menu/OK** button is pressed.

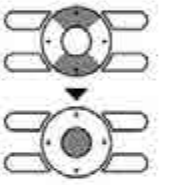

3

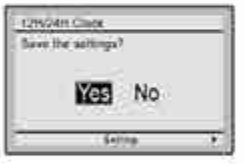

- Press ◀▶ buttons to select **Yes** on the confirmation screen. Pressing **Menu/OK** button confirms the 12H or 24H and takes you back to the basic screen.

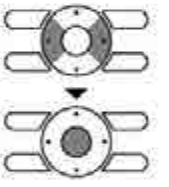

Daylight Saving Time

■How to display Daylight Saving Time

Operation

1

- Display the main menu screen. (See page 22.)
- Press ▼▲ buttons to select **Daylight Saving Time** on the main menu screen. Press **Menu/OK** button to display the daylight saving time screen.

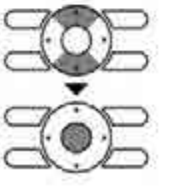

Menu Options

Enabling or disabling Daylight Saving Time

Operation

1

- Display the daylight saving time screen. (See page 45.)
- Press ▼▲ buttons to select **Enable/Disable** on the daylight saving time screen. Press **Menu/OK** button to display the enable/disable screen.

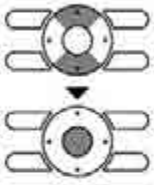

2

- Press ▼▲ buttons to select **Enable** or **Disable** on the enable/disable screen.
- Press **Menu/OK** button to display the setting confirmation screen.

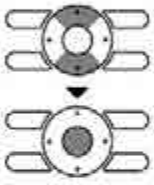

3

- Press ◀▶ buttons to select **Yes** on the setting confirmation screen. Pressing **Menu/OK** button confirms the daylight saving time enable/disable setting and takes you back to the basic screen.

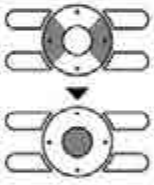

Setting the date

Operation

1

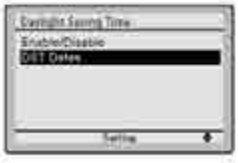

- Display the daylight saving time screen. (See page 45.)
- Press ▼▲ buttons to select **DST Dates** on the daylight saving time screen. Press **Menu/OK** button to display the duration setting screen.

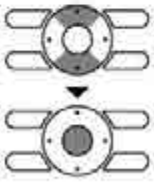

2

- Press ▼▲ buttons to select the start month and the end month.
- Press ◀▶ buttons to select a week. Press ▼▲ buttons to select the start week and the end week.
- After setting the Start and End dates, press **Menu/OK** button to display the setting confirmation screen.

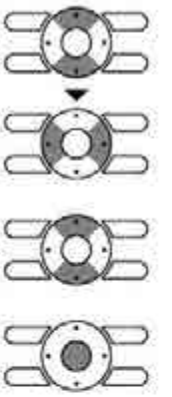

3

- Press ◀▶ buttons to select **Yes** on the setting confirmation screen. Pressing **Menu/OK** button confirms the Daylight Saving Time settings and takes you back to the basic screen.

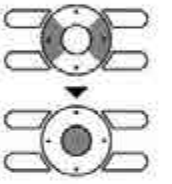

When Daylight Saving Time is enabled

When the time in the remote controller reaches 2:00 a.m. on the specified start date, the clock is automatically set forward by one hour. When the time in the remote controller reaches 2:00 a.m. on the end date, the clock is automatically set back by one hour.

Menu Options

Language

■Selectable Languages

Operation

1

- Display the main menu screen. (See page 22.)
- Press ▼▲ buttons to select **Language** on the main menu screen and press **Menu/OK** button.

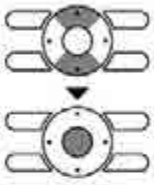

2

- Press ▼▲ buttons to select the preferred language on the language screen. **English/Français/Español** are available.
- Press **Menu/OK** button to confirm the settings and return to the basic screen.

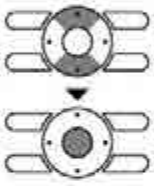

Maintenance

Reset Filter Indicator

Operation

1

- When it is time to clean or replace the filter, one of the following messages will be displayed on the bottom of the basic screen.

  Time to clean filter

  Time to clean filter & element

  Time to clean element

  *This is not displayed when Simple display is set.

- Wash, clean, or replace the filter or element.
  For details, refer to the operation manual supplied with the indoor unit.

2

- Reset the filter indicator when the filter or element is cleaned or replaced.
- Press **Menu/OK** button.
  The main menu screen will be displayed.

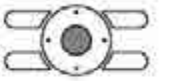

3

- Press ▼▲ buttons to select **Reset Filter Indicator** on the main menu screen and press **Menu/OK** button.

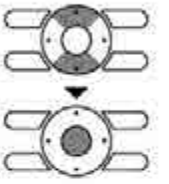

- The displayed message "Time to clean filter" is no longer displayed on the basic screen when the filter sign is reset.

Maintaining the Unit and LCD Display

- Wipe the LCD and surface of the remote controller with a dry cloth when they become dirty.
- If the dirt on the surface cannot be removed, soak the cloth in neutral detergent diluted with water, squeeze the cloth tightly, and clean the surface. Wipe the surface with a dry cloth.

Note

- Do not use any paint thinner, organic solvent, or strong acid.

Reference Information

Error Code Display

■Contact your Daikin dealer in the following cases

Operation

1

- If an error occurs, either one of the following items will flash in the basic screen.

Error: Push Menu button

- *The Operation lamp will flash.
- *For Simple display, the message is not displayed, and only the Operation lamp flashes.

Warning: Push Menu button

- *The Operation lamp will not flash.
- *For Simple display, the message is not displayed, and the Operation lamp does not flash, either.

- Press **Menu/OK** button.

2

- The error code will flash and the service contact and model name or code may be displayed.
- Notify your Daikin dealer of the Error code and model name or code.

After-sale Service

⚠ Warning

- **Do not relocate or reinstall the remote controller by yourself.**
  Improper installation may result in electric shocks or fire.
  Consult your Daikin dealer.

■Advise your Daikin Dealer of the following items

- Model name
- Date of installation
- Failure conditions: As precise as possible.
- Your address, name, and telephone number

■Repairs after Warranty Period

Consult your Daikin dealer.

■Inquiry about After-sale Service

Contact your Daikin dealer.

3P243520-7Q

2.5 <BRC082A43> Wireless Remote Controller for FDMQ Series

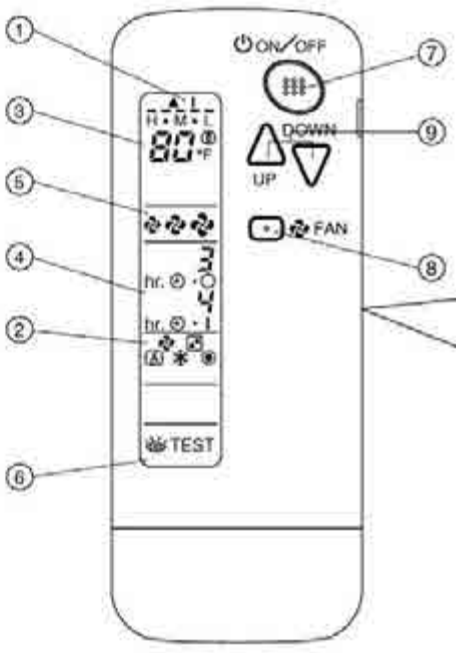

Fig. 1-1

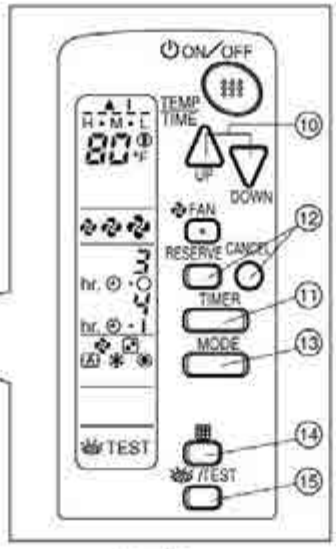

Fig. 1-2

The situation which opened the front cover of the remote control

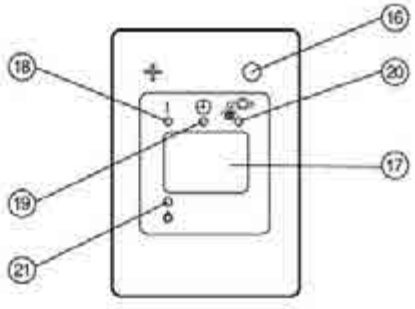

Fig. 1-3

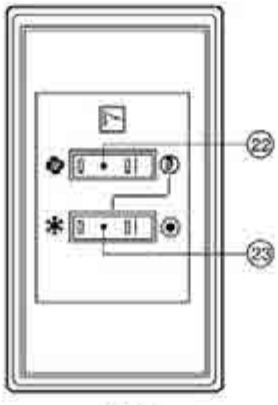

Fig. 2

COOL/HEAT CHANGEOVER REMOTE CONTROL SWITCH

- Not necessary to use with some of our product types.

CONTENTS

ILLUSTRATIONS 3
1. SAFETY CONSIDERATIONS 4
2. NAMES AND FUNCTIONS OF THE OPERATING SECTION 4
3. HANDLING FOR WIRELESS REMOTE CONTROLLER 5
4. OPERATION PROCEDURE 6
5. NOT MALFUNCTION OF THE AIR CONDITIONER 9
6. HOW TO DIAGNOSE TROUBLE SPOTS 9

1. SAFETY CONSIDERATIONS

Please read these "SAFETY CONSIDERATIONS" carefully before installing air conditioning equipment and be sure to install it correctly. After completing the installation, make sure that the unit operates properly during the start-up operation. Please instruct the customer on how to operate the unit and keep it maintained.
Also, inform customers that they should store this operation manual along with the installation manual for future reference.
This air conditioner comes under the term "appliances not accessible to the general public".
Meaning of warning, caution and note symbols.

⚠ **WARNING** ..... Indication a potentially hazardous situation which, if not avoided, could result in death or serious injury.

⚠ **CAUTION** ..... Indication a potentially hazardous situation which, if not avoided, may result in minor or moderate injury. It may also be sued to alert against unsafe practices.

⚠ **NOTE** ..... Indication situation that may result in equipment or property-damage-only accidents.

Keep these warning sheets handy so that you can refer to them if needed.
Also, if this equipment is transferred to a new user, make sure to hand over this operation manual to the new user.

⚠ WARNING

- **It is not good for your health to expose your body to the air flow for a long time.**
- **In order to avoid electric shock, fire or injury, or if you detect any abnormality such as smell of fire, turn off power and call your dealer for instructions.**
- **Ask your dealer for installation of the air conditioner.** Incomplete installation performed by yourself may result in a water leakage, electric shock, and fire.
- **Ask your dealer for improvement, repair, and maintenance.** Incomplete improvement, repair, and maintenance may result in a water leakage, electric shock, and fire.
- **Do not put a finger, a rod or other objects into the air inlet or outlet. As the fan is rotating at high speed, it will cause injury.**
- **Ask your dealer to move and reinstall the air conditioner.** Incomplete installation may result in a water leakage, electric shock, and fire.
- **Do not touch the switch with wet fingers.** Touching a switch with wet fingers can cause electric shock.
- **Do not operate the air conditioner with a wet hand.** Otherwise, you could receive an electric shock.

⚠ CAUTION

- **Do not use the air conditioner for other purposes.** In order to avoid any quality deterioration, do not use the unit for cooling precision instruments, food, plants, animals or works of art.
- **To avoid oxygen deficiency, ventilate the room sufficiently if equipment with burner is used together with the air conditioner.**
- **Do not allow a child to mount on the unit or avoid placing any object on it.** Falling or tumbling may result in injury.
- **Do not let children play on and around the unit.** If they touch the unit carelessly, it may result in injury.
- **Do not place a flower vase and anything containing water.** Water may enter the unit, causing an electric shock or fire.
- **Do not operate the air conditioner when using a room fumigation - type insecticide.** Failure to observe could cause the chemicals to become deposited in the unit, which could endanger the health of those who are hypersensitive to chemicals.
- **Never use flammable spray such as hair spray, lacquer or paint near the unit.** It may cause a fire.

2. NAMES AND FUNCTIONS OF THE OPERATING SECTION (Fig. 1-1~3, 2)

1	**DISPLAY " ▲ " " ı " (SIGNAL TRANSMISSION)**
	This lights up when a signal is being transmitted.
2	**DISPLAY " " " " " " " " " " (OPERATION MODE)**
	This display shows the current OPERATION MODE. For VRV system, " " is not installed.
3	**DISPLAY " " (SET TEMPERATURE)**
	This display shows the set temperature.
4	**DISPLAY " " (PROGRAMMED TIME)**
	This display shows PROGRAMMED TIME of the system start or stop.
5	**DISPLAY " " " " " " (FAN SPEED)**
	This display shows the set fan speed.
6	**DISPLAY " TEST " (INSPECTION/ TEST OPERATION)**
	When the INSPECTION/TEST OPERATION BUTTON is pressed, the display shows the system mode is in.
7	**ON/OFF BUTTON**
	Press the button and the system will start. Press the button again and the system will stop.

8	**FAN SPEED CONTROL BUTTON** Press this button to select the fan speed, HIGH, MEDIUM or LOW, of your choice.
9	**TEMPERATURE SETTING BUTTON** Use this button for SETTING TEMPERATURE. (Operates with the front cover of the remote controller closed.)
10	**PROGRAMMING TIMER BUTTON** Use this button for programming "START and/or STOP" time. (Operates with the front cover of the remote controller opened.)
11	**TIMER MODE START/STOP BUTTON** Refer to page 7.
12	**TIMER RESERVE/CANCEL BUTTON** Refer to page 7.
13	**OPERATION MODE SELECTOR BUTTON** Press this button to select OPERATION MODE.
14	**FILTER SIGN RESET BUTTON** Refer to the section of MAINTENANCE in the operation manual attached to the indoor unit.
15	**INSPECTION/TEST OPERATION BUTTON** This button is pressed for inspection or test operation. Do not use for normal operation.
16	**EMERGENCY OPERATION SWITCH** This switch is readily used if the remote controller does not work.
17	**RECEIVER** This receives the signals from the remote controller.
18	**OPERATING INDICATOR LAMP (Red)** This lamp stays lit while the air conditioner runs. It flashes when the unit is in trouble.
19	**TIMER INDICATOR LAMP (Green)** This lamp stays lit while the timer is set.
20	**AIR FILTER CLEANING TIME INDICATOR LAMP (Red)** Lights up when it is time to clean the air filter.
21	**DEFROST LAMP (Orange)** Lights up when the defrosting operation has started. (For cooling only type this lamp does not turn on.)
22	**FAN/AIR CONDITIONING SELECTOR SWITCH** Set the switch to " " (FAN) for FAN and " " (A/C) for HEAT or COOL.
23	**COOL/HEAT CHANGEOVER SWITCH** Set the switch to " " (COOL) for COOL and " " (HEAT) for HEAT.

NOTE

- For the sake of explanation, all indications are shown on the display in Fig. 1-1 contrary to actual running situations.
- Fig. 1-2 shows the remote controller with the front cover opened.
- Fig. 2 shows this remote controller can be used in conjunction with the one provided with the VRV system.
- If the air filter cleaning time indicator lamp lights up, clean the air filter as explained in the operation manual provided with the indoor unit.
  After cleaning and reinstalling the air filter, press the filter sign reset button on the remote controller. The air filter cleaning time indicator lamp on the receiver will go out.
- The DEFROST lamp will flash when the power is turned on. This is not a malfunction.

3. HANDLING FOR WIRELESS REMOTE CONTROLLER

- **Precautions in handling remote controller**
- **Direct the transmitting part of the remote controller to the receiving part of the air conditioner.**
  If something blocks the transmitting and receiving path of the indoor unit and the remote controller as curtains, it will not operate.

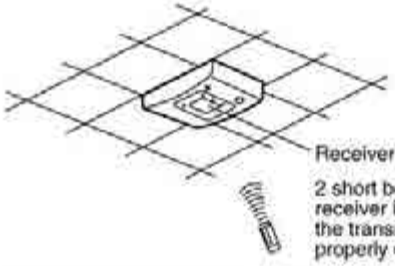

- **Transmitting distance is approximately 23 ft..**
- **Do not drop or get it wet.**
  It may be damaged.
- **Never press the button of the remote controller with a hard, pointed object.**
  The remote controller may be damaged.
- **Installation site**
  It is possible that signals will not be received in rooms that have electronic fluorescent lighting. Please consult with the salesman before buying new fluorescent lights.
  If the remote controller operated some other electrical apparatus, move that machine away or consult your dealer.

Placing the remote controller in the remote controller holder

Install the remote controller holder to a wall or a pillar with the attached screw. (Make sure it transmits.)

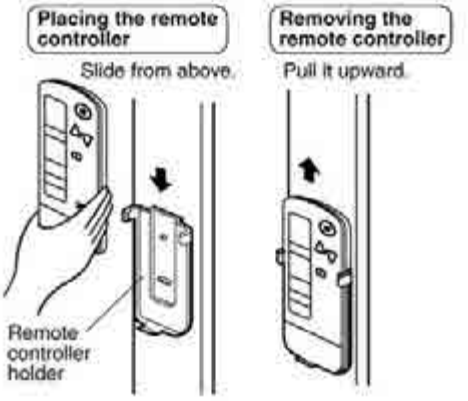

How to put the dry cell batteries

(1) Remove the back cover of the remote controller to the direction pointed by the arrow mark.

(2) Put the dry cell batteries.
Use two LR03<AM4> dry cell batteries. Put the dry cell batteries correctly to fit their (+) and (−).

(3) Close the back cover as before.

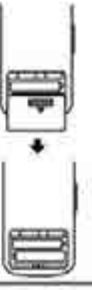

When to change batteries

Under normal use, batteries last about 1 year. However, change them whenever the indoor unit doesn't respond or responds slowly to commands, or if the display becomes dark.

CAUTION

- Replace all batteries at the same time, do not use new and old batteries intermixed.
- In case the remote controller is not used for a long time take out all batteries in order to prevent liquid leak of the battery.

IN THE CASE OF CENTRALIZED CONTROL SYSTEM

If the indoor unit is under centralized control, it is necessary to switch the remote controller's setting.
In this case, contact your dealer.

4. OPERATION PROCEDURE

- Contact your dealer to confirm your system type.
- To protect the unit, turn on the main power switch 6 hours before operation.
- If the main power supply is turned off during operation, operation will restart automatically after the power turns back on again.

COOLING, HEATING, AUTOMATIC, FAN, AND PROGRAM DRY OPERATION

Operate in the following order.

- AUTOMATIC OPERATION can be selected only by Heat pump system or Heat recovery system.

⟨⟨FOR SYSTEMS WITHOUT COOL/HEAT CHANGEOVER REMOTE CONTROL SWITCH (Fig. 1-1~2 on page 3)⟩⟩

1 OPERATION MODE SELECTOR

Press OPERATION MODE SELECTOR button several times and select the OPERATION MODE of your choice as follows.

- COOLING OPERATION ..... " ❄ "
- HEATING OPERATION ..... " ☀ "
- AUTOMATIC OPERATION ..... " A "
  - In this operation mode, COOL/HEAT changeover is automatically conducted.
  - For VRV system, " A " is not installed.
- FAN OPERATION ..... " "
- DRY OPERATION ..... " "
  - The function of this program is to decrease the humidity in your room with the minimum temperature decrease.
  - The microchip automatically determines TEMPERATURE and FAN SPEED.
  - This system does not go into operation if the room temperature is below 60°F.

2 ON/OFF

Press ON/OFF button.
OPERATING INDICATOR lamp lights up or goes off and the system starts or stops OPERATION.

NOTE

- Do not turn off power immediately after the unit stops. Then, wait no less than 5 minutes.
  Water is leaking or there is something else wrong with the unit.

⟨⟨FOR SYSTEMS WITH COOL/HEAT CHANGEOVER REMOTE CONTROL SWITCH (Fig. 2 on page 3)⟩⟩

1 OPERATION MODE SELECTOR

(1) Select OPERATION MODE with the COOL/HEAT CHANGEOVER REMOTE CONTROL SWITCH as follows.

- COOLING OPERATION ..... "
- HEATING OPERATION ..... "
- FAN OPERATION ..... "
- DRY OPERATION ..... "

- See "FOR SYSTEM WITHOUT COOL/HEAT CHANGEOVER REMOTE CONTROL SWITCH" for details on dry operation.

(2)Press OPERATION MODE SELECTOR button several times and select " ".
(This operation is only available during dry operation.)

2 ON/OFF

Press ON/OFF button.
OPERATING INDICATOR lamp lights up or goes off and the system starts or stops OPERATION.

NOTE

- Do not turn off power immediately after the unit stops. Then, wait no less than 5 minutes.
  Water is leaking or there is something else wrong with the unit.

[EXPLANATION OF HEATING OPERATION]

DEFROST OPERATION

- As the frost on the coil of an outdoor unit increase, heating effect decreases and the system goes into DEFROST OPERATION.
- The fan operation stops and the DEFROST lamp of the indoor unit goes on.
- After 6 to 8 minutes (maximum 10 minutes) of DEFROST OPERATION, the system returns to HEATING OPERATION.

Heating capacity & Outdoor air temperature

- Heating capacity drops as outdoor air temperature lowers. If feeling cold, use another heater at the same time as this air conditioner.
- Hot air is circulated to warm the room. It will take some time from when the air conditioner is first started until the entire room becomes warm. The internal fan automatically turns at low speed until the air conditioner reaches a certain temperature on the inside. In this situation, all you can do is wait.
- If hot air accumulates on the ceiling and feet are left feeling cold, it is recommended to use a circulator. For details, contact the place of purchase.

ADJUSTMENT

For programming TEMPERATURE and FAN SPEED, follow the procedure shown below.

TEMPERATURE SETTING

Press TEMPERATURE SETTING button and program the setting temperature.

Each time this button is pressed, setting temperature rises 1°F.

Each time this button is pressed, setting temperature lowers 1°F.

In case of automatic operation

Each time this button is pressed, setting temperature shifts to "H" side.

Each time this button is pressed, setting temperature shifts to "L" side.

[°F]

	H	•	M	•	L
Setting temperature	77	73	71	70	66

- The setting is impossible for fan operation.

NOTE

- The setting temperature range of the remote controller is 60°F to 90°F.

FAN SPEED CONTROL

Press FAN SPEED CONTROL button.
High, Medium or Low fan speed can be selected.
The microchip may sometimes control the fan speed in order to protect the unit.

PROGRAM TIMER OPERATION

Operate in the following order.

- The timer is operated in the following 2 ways.
  Programming the stop time (-)
  .... The system stops operating after the set time has elapsed.
  Programming the start time (-)
  .... The system starts operating after the set time has elapsed.
- The timer can be programmed a maximum of 72 hours.
- The start and the stop time can be simultaneously programmed.

1 TIMER MODE START/STOP

Press the TIMER MODE START/STOP button several times and select the mode on the display.
The display flashes.
For setting the timer stop .... " - "
For setting the timer start .... " - "

2 PROGRAMMING TIMER

Press the PROGRAMMING TIMER button and set the time for stopping or starting the system.

When this button is pressed, the time advances by 1 hour.

When this button is pressed, the time goes backward by 1 hour.

3 TIMER RESERVE

Press the TIMER RESERVE button.
The timer setting procedure ends.
The display changes from flashing light to a constant light.

4 TIMER CANCEL

Press the TIMER CANCEL button to cancel programming.
The display vanishes.

For example.

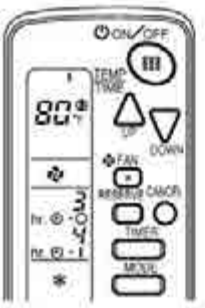

When the timer is programmed to stop the system after 3 hours and start the system after 4 hours, the system will stop after 3 hours and then 1 hour later the system will start.

NOTE

- After the timer is programmed, the display shows the remaining time.

HOW TO SET MASTER REMOTE CONTROLLER (For VRV system)

- When the system is installed as shown below, it is necessary to designate the master remote controller.

■ For Heat pump system

When 1 outdoor unit is connected with several indoor units.

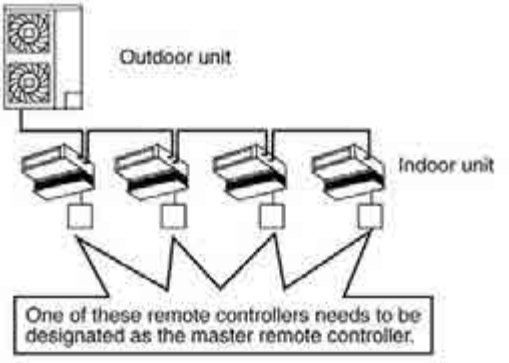

■ For Heat recovery system

When 1 BS unit is connected with several indoor units.

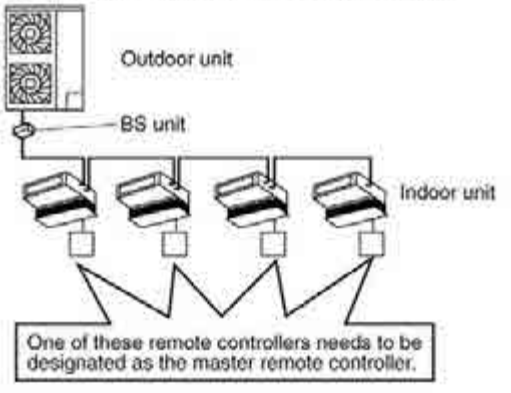

- Only the master remote controller can select HEATING, COOLING or AUTOMATIC OPERATION.

When the indoor unit with master remote controller is set to "COOL", you can switch over operation mode between "FAN", "DRY" and "COOL".
When the indoor unit with master remote controller is set to "HEAT", you can switch over operation mode between "FAN" and "HEAT".
When the indoor unit with master remote controller is set to "FAN", you cannot switch operation mode.
1 long beep ..... When attempting settings than that consented above.
Only with Heat recovery system, you can set the indoor unit to AUTOMATIC.
Attempting to do so.

How to designate the master remote controller

Operate in the following order.

Continuously press the OPERATION MODE SELECTOR button for 4 seconds.

The displays showing " ⊕ " of all slave indoor unit connected to the same outdoor unit or BS unit flash.

Press the OPERATION MODE SELECTOR button to the indoor unit that you wish to designate as the master remote controller. Then designation is completed. This indoor unit is designated as the master remote controller and the display showing " ⊕ " vanishes.

- To change settings, repeat steps (1) and (2).

EMERGENCY OPERATION

When the remote controller does not work due to battery failure or the absence there of, use this switch which is located beside the discharge grille on the indoor unit. When the remote controller does not work, but the battery low indicator on it is not lit, contact your dealer.

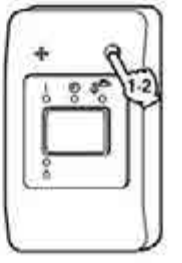

[START]

1 Press the EMERGENCY OPERATION switch.

The machine runs in the previous mode.

[STOP]

2 Press the EMERGENCY OPERATION switch again.

PRECAUTIONS FOR GROUP CONTROL SYSTEM OR 2 REMOTE CONTROLLERS CONTROL SYSTEM

This system provides 2 other control systems beside individual control (1 remote controller controls 1 indoor unit) system. Confirm the following if your unit is of the following control system type.

■ **Group control system**
1 remote controller controls up to 16 indoor units.
All indoor units are equally set.

■ **2 remote controllers control system**
2 remote controllers control 1 indoor unit.
(In case of group control system, 1 group of indoor units)
The unit follows individual operation.

NOTE

- Cannot have 2 remote controllers control system with only wireless remote controllers. (It will be a 2 remote controllers control system having 1 wired and 1 wireless remote controllers.)
- Under 2 remote controllers control system, wireless remote controller cannot control timer operation.
- Only the operating indicator lamp out of 3 other lamps on the indoor unit display functions.
- Contact your dealer in case of changing the combination or setting of group control and 2 remote controllers control systems.

5. NOT MALFUNCTION OF THE AIR CONDITIONER

The following symptoms do not indicate air conditioner malfunction.

■ **THE SYSTEM DOES NOT OPERATE**

- **The system does not restart immediately after the ON/OFF button is pressed.**
  If the OPERATING INDICATOR lamp lights, the system is in normal condition. It does not restart immediately because a safety device operates to prevent overload of the system. After 3 minutes, the system will turn on again automatically.
- **The system does not restart immediately when TEMPERATURE SETTING button is returned to the former position after pushing the button.**
  It does not restart immediately because a safety device operates to prevent overload of the system. After 3 minutes, the system will turn on again automatically.
- **If the reception beep is rapidly repeated 3 times. (It sounds only 2 times when operating normally.)**
  Control is set to the optional controller for centralized control.
- **If the DEFROST lamp on the indoor unit's display is lit when heating is started.**
  This indication is to warn against cold air being blown from the unit. There is nothing wrong with the equipment.

■ **The unit stops operation from time to time.**

- **With "U4" "U5" displayed on the remote controller, the unit stops, but it resumes operation in a few minutes.**
  Since electric noises produced from other equipment than the air conditioner interrupt communication between the units, the unit stops operation.
  If these electric noises subside, operation is restarted automatically.

■ **COOLING / HEATING changeover is impossible.**

- **If the indoor unit emits a receiving sound "1 long beep".**
  It is because the indoor unit under the control of operation changeover is set to the mode that cannot be selected.

■ **Display Indicates only a part.**

- **Even if the unit is in operation, the display shows only operational indication. Even if the indication is shown, the indication other than operation disappears after a while.**
  It is because the remote controller is set to multi-system.

■ **Display disappears or shows all indication.**

- **It happens when the button of the remote controller is pressed.**
  It is because the battery is dead.

■ **No favorable cooling is achieved.**

- **The unit is in DRY OPERATION.**
  DRY OPERATION is carried out to perform operation such that the room temperature is not decreased as much as possible.

6. HOW TO DIAGNOSE TROUBLE SPOTS

■ **EMERGENCY STOP**

When the air conditioner stops in emergency, the run lamp on the indoor unit starts blinking. Take the following steps yourself to read the malfunction code that appears on the display. Contact your dealer with this code. It will help pinpoint the cause of the trouble, speeding up the repair.

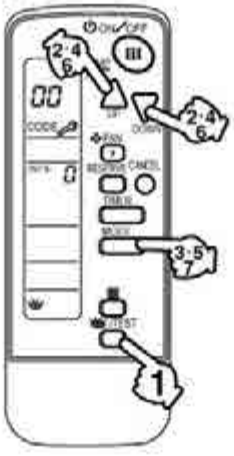

Press the INSPECTION/TEST OPERATION button to select the inspection mode " ⊡ ".

" ⊡ " appears on display and blinks. "UNIT No." lights up.

Press PROGRAMMING TIMER button and change the unit number.

Press to change the unit number until the indoor unit beeps and perform the following operation according to the number of beeps.

Number of beeps

3 short beeps..... Perform all steps from (3) to (6).
1 short beep..... Perform (3) and (6) steps.
1 long beep ..... Normal state

3 MODE

Press OPERATION MODE SELECTOR button.

" " on the left-hand of the malfunction code blinks.

4 TEMP. UP DOWN

Press PROGRAMMING TIMER button and change the malfunction code.

Press until the indoor unit 2 beeps.

5 MODE

Press OPERATION MODE SELECTOR button.

" " on the right-hand of the malfunction code blinks.

6 TEMP. UP DOWN

Press PROGRAMMING TIMER button and change the malfunction code.

Press until the indoor unit makes 1 long beep.

The malfunction code is fixed when the indoor unit makes 1 long beep.

7 MODE **Reset of the display**

Press OPERATION MODE SELECTOR button to get the display back to the normal state.

■ IN CASE BESIDES EMERGENCY STOP

- **The unit does not operate at all.**
  - Check if the receiver is exposed of sunlight or strong light. Keep receiver away from light.
  - Check if there are batteries in the remote controller. Place the batteries.
  - Check if the indoor unit number and wireless remote controller number are equal.

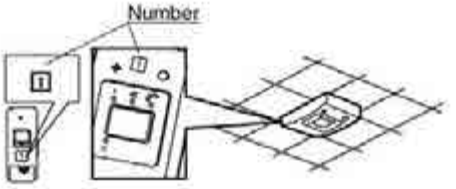

Operate the indoor unit with the remote controller of the same number.

Signal transmitted from 1 remote controller of a different number cannot be accepted. (If the number is not mentioned, it is considered as "1".)

■ The system operates but it does not sufficiently cool or heat.

- If the set temperature is not proper. (See page 7)
- If the FAN SPEED is set to LOW SPEED. (See page 7)

Contact the place of purchase in the following case.

⚠ WARNING

When you detect a burning odor, shut OFF power immediately and contact the place of purchase. Using the equipment in anything but proper working condition can result in equipment damage, electric shock or fire.

[Trouble]

■ The OPERATING INDICATOR lamp of the indoor unit is flashing and the unit does not work at all.

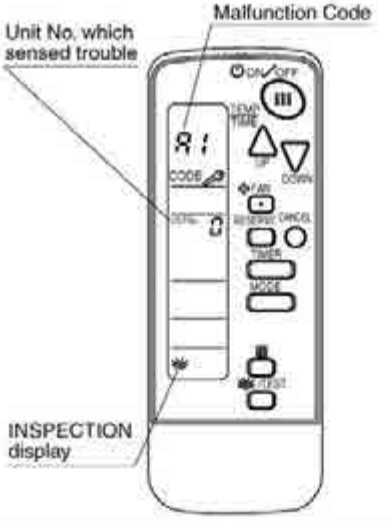

Check the malfunction code (A1 - UF) on the remote controller and contact the place of purchase. (Refer to indoor unit installation manual.)

3P510048-1A

2.6 <BRC082A41W, BRC082A42W(S)> Wireless Remote Controller for FFQ Series

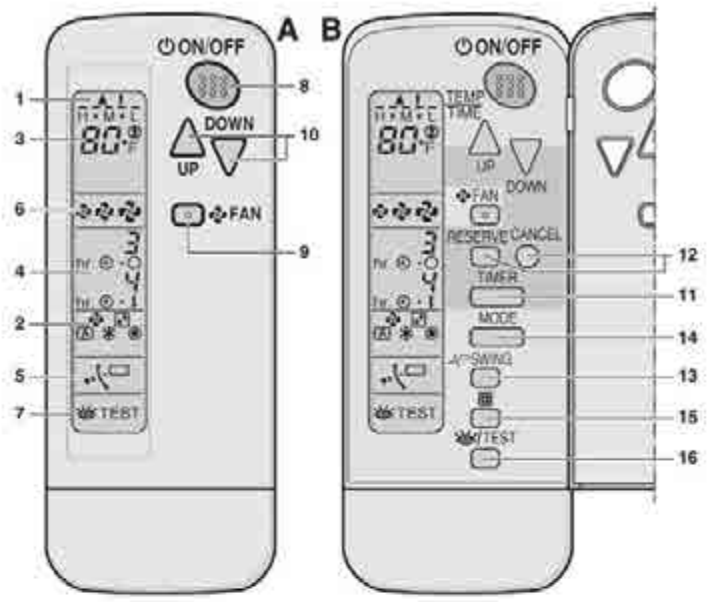

Figure 1

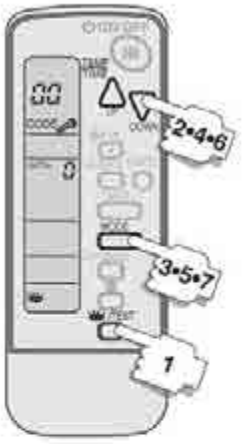

Figure 2

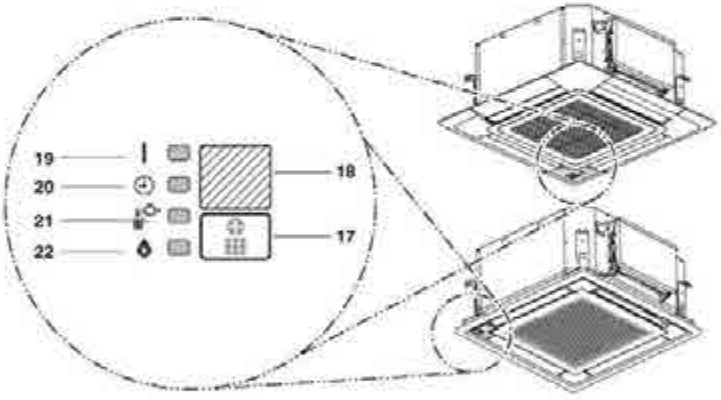

Figure 3

Figure 4

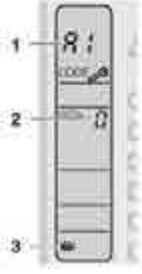

Figure 5

Contents

Safety considerations 1
Names and functions of the operating section 2
Handling for wireless remote controller 3
Precautions in handling remote controller 3
Installation site 3
Placing the remote controller in the remote controller holder 3
How to put the batteries 3
When to change batteries 3
In case of a centralized control system 3
Operation range 4
Operation procedure 4
COOLING, HEATING, AUTOMATIC, FAN and DRY operation 4
Adjustment 5
Program timer operation 6
Emergency operation 6
Precautions for group control system or two remote control system 6
Troubleshooting 7
Emergency stop 7
In case besides emergency stop 7
When you think there is something wrong ... 8

Thank you for purchasing this Daikin remote controller. Carefully read this operation manual before using the air conditioner. It will tell you how to use the unit properly and help you if any trouble occurs. After reading the manual, file it away for future reference.

The English text is the original instruction. Other languages are translations of the original instructions.

Safety considerations

To gain full advantage of the air conditioner's functions and to avoid malfunction due to mishandling, we recommend that you read this instruction manual carefully before use.
The precautions described herein are classified as WARNING and CAUTION. They both contain important information regarding safety. Be sure to observe all precautions without fail.

WARNING
Failure to follow these instructions properly may result in personal injury or loss of life.
CAUTION
Failure to observe these instructions properly may result in property damage or personal injury, which may be serious depending on the circumstances.

Information classified as **NOTE** contains instructions to ensure proper use of the equipment.
After reading, keep this manual in a convenient place so that you can refer to it whenever necessary. If the equipment is transferred to a new user, be sure also to hand over the manual.

WARNING

- Be aware that prolonged, direct exposure to cool or warm air from the air conditioner, or to air that is too cool or too warm can be harmful to your physical condition and health.
- When the air conditioner is malfunctioning (giving off a burning odor, etc.) turn off power to the unit and contact your local dealer. Continued operation under such circumstances may result in a failure, electric shock or fire hazards.
- Do not attempt to install or repair the air conditioner yourself. Improper workmanship may result in water leakage, electric shock or fire hazards. Please contact your local dealer or qualified personnel for installation and maintenance work.
- Ask your dealer to perform servicing or repairs whenever necessary.
  Improper servicing or repairs may result in water leaks, electric shock or fire.
- Do not place objects, including rods, your fingers, etc., in the air inlet or outlet. Injury may result due to contact with the air conditioner's highspeed fan blades.
- Consult your local dealer regarding relocation and reinstallation of the air conditioner. Improper installation work may result in leakage, electric shock or fire hazards.

CAUTION

- Do not use the air conditioner for purposes other than those for which it is intended. Do not use the air conditioner for cooling precision instruments, food, plants, animals or works of art as this may adversely affect the performance, quality and/or longevity of the object concerned.
- To avoid oxygen depletion, ensure that the room is adequately ventilated if equipment such as a burner is used together with the air conditioner.
- Do not expose plants or animals directly to air flow from the unit as this may cause adverse effects.
- To avoid electric shock, do not operate with wet hands.
- Do not place burners or heaters in places exposed to the air flow from the unit as this may impair combustion of the burner or heater.
- Do not place flammable sprays or operate spray containers near the unit as this may result in fire.

Names and functions of the operating section

See figure 1, (figure 1B shows the remote controller with front cover opened)

1 DISPLAY " ▲ " (SIGNAL TRANSMISSION)
This lights up when a signal is being transmitted.

2 DISPLAY " " " " " " " " " (OPERATION MODE)
This display shows the current OPERATION MODE.

3 DISPLAY " " , " " (SET TEMPERATURE)
This display shows the set temperature.

4 DISPLAY " hr. 3 0 hr. 4 1 " (PROGRAMMED TIME)
This display shows PROGRAMMED TIME of the system start or stop.

5 DISPLAY " " (SWING FLAP)
Refer to "AIR FLOW DIRECTION ADJUST" on page 5.

6 DISPLAY " " " " " " (FAN SPEED)
The display shows the set fan speed.

7 DISPLAY " TEST " (INSPECTION/TEST OPERATION)
When the INSPECTION/TEST OPERATION BUTTON is pressed, the display shows the system mode is in.

8 ON/OFF BUTTON
Press the button and the system will start. Press the button again and the system will stop.

9 FAN SPEED CONTROL BUTTON
Press this button to select the fan speed, LOW, MEDIUM or HIGH, of your choice.

10 TEMPERATURE SETTING BUTTON
Use this button for SETTING TEMPERATURE.

11 TIMER MODE START/STOP BUTTON
Refer to "TIMER MODE START/STOP" on page 6.

12 TIMER RESERVE/CANCEL BUTTON
Refer to "PROGRAMMING TIME" on page 6.

13 AIR FLOW DIRECTION ADJUST BUTTON
Refer to "AIR FLOW DIRECTION ADJUST" on page 5.

14 OPERATION MODE SELECTOR BUTTON
Press this button to select OPERATION MODE.

15 FILTER SIGN RESET BUTTON
Refer to the section of MAINTENANCE in the operation manual attached to the indoor unit.

16 INSPECTION/TEST OPERATION BUTTON
This button is used only by qualified service persons for maintenance purposes.

See figure 3, (receiver on decoration panel)

17 EMERGENCY OPERATION SWITCH
This switch is readily used if the remote controller does not work.

18 RECEIVER
This receives the signals from the remote controller.

19 OPERATION LAMP (Red)
This lamp stays lit while the air conditioner runs. It blinks when the unit is in trouble.

20 TIMER LAMP (Green)
This lamp stays lit while the timer is set.

21 AIR FILTER CLEANING TIME INDICATOR LAMP (Red)
Lights up when it is time to clean the air filter.

22 DEFROST LAMP (Orange)
Lights up when the defrosting operation has started.

NOTE
- For the sake of explanation, all indications are shown on the display in figure 1 contrary to actual running situations.
- If the AIR FILTER CLEANING TIME INDICATOR lamp lights up, clean the air filter as explained in the operation manual provided with the indoor unit.
  After cleaning and reattaching the air filter, press the FILTER SIGN RESET button on the remote controller. The AIR FILTER CLEANING TIME INDICATOR lamp on the receiver will go out.
- The DEFROST lamp will blink when the power is turned on. This is not a malfunction.

3

Handling for wireless remote controller

Precautions in handling remote controller

- Direct the transmitting part of the remote controller to the receiving part of the air conditioner.
- If something blocks the transmitting and receiving path of the indoor unit and the remote controller such as curtains, it will not operate.

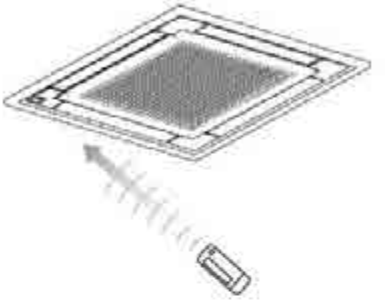

- Transmitting distance is approximately 23ft (7m).
- 2 short beeps from the receiver indicates that the transmission is properly done.
- Do not drop or get it wet.
  It may get damaged.
- Never press the button of the remote controller with a hard, pointed object.
  The remote controller may get damaged.

Installation site

- It is possible that signals will not be received in rooms that have electronic fluorescent lighting. Please consult with the salesman before buying new fluorescent lights.
- If the remote controller operated some other electrical apparatus, move that machine away or consult your dealer.

Placing the remote controller in the remote controller holder

Choose a place where the signals reach the unit.
Install the remote controller holder to a wall or a pillar with the attached screw.

Placing the remote controller	Removing the remote controller
Mount on hook then push	Pull it upward
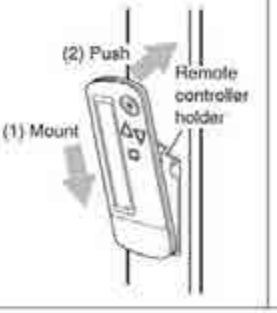	

How to put the batteries

1 Slide the back cover to take it off.

2 Insert 2 dry batteries AAA. LR03 (alkaline).

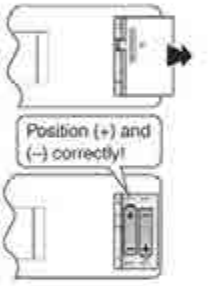

3 Replace the back cover.

When to change batteries

Under normal use, batteries last about a year. However, if the remote controller display begins to fade and the possible transmission range becomes shorter within a year, replace both batteries as specified above.

NOTE Replace the two batteries at the same time, do not use new and old batteries intermixed.
In case the remote controller is not used for a long time, take out all batteries in order to prevent liquid leak of the battery.

In case of a centralized control system

If the indoor unit is under centralized control, it is necessary to switch the remote controller's setting. In this case, contact your dealer.

3

Operation range

- Refer to the operation manual provided with the indoor unit or with the outdoor unit.
- If the indoor temperature or humidity is beyond operating conditions as listed in the indoor unit or outdoor unit manuals, it may happen
  - that safety devices work,
  - that the air conditioner does not operate,
  - that water drips from the indoor unit.
- The setting temperature range of the remote controller is 60°F (16°C) to 90°F (32°C).

Operation procedure

- If the main power supply is turned off during operation, operation will restart automatically after the power turns back on again.

COOLING, HEATING, AUTOMATIC, FAN and DRY operation

Operate in the following order:

AUTOMATIC operation can be selected only by heat pump system.

For systems without a cool/heat changeover remote control switch

1 MODE OPERATION MODE SELECTOR

See figure 1

Press the OPERATION MODE SELECTOR button several times and select the OPERATION MODE of your choice as follows:

- COOLING operation
- HEATING operation
- AUTOMATIC operation
  - In this operation mode, COOL/HEAT changeover is automatically conducted.
- FAN operation
- DRY operation
  - This operation is to decrease the humidity in your room with the minimum temperature decrease.
  - The set point is the air temperature when starting operation by DRY operation.
  - Micro computer automatically determines TEMPERATURE and FAN SPEED.
  - DRY operation will not activate when room temperature is 57°F (14°C) or less.

2 ON/OFF

Press ON/OFF button.
The OPERATION lamp lights up or goes off and the system starts or stops operation.

⚠ Do not turn OFF power immediately after the unit stops. Wait at least 5 minutes. Failure to do so may result in water leakage etc.

Explanation of HEATING operation
DEFROST operation

- As the frost on the coil of an outdoor unit increase, heating effect decreases and the system goes into DEFROST operation.
- The FAN operation stops and the DEFROST lamp of the indoor unit goes on.
  After about 4 to 12 minutes of DEFROST operation, the system returns to HEATING operation.

Heating capacity and outdoor air temperature

- Heating capacity drops as outdoor air temperature lowers. If feeling cold, use another heater at the same time with this air conditioner.
- Hot air is circulated to warm the room. It will take some time from when the air conditioner is first started until the entire room becomes warm. The internal fan automatically turns at low speed until the air conditioner reaches a certain temperature on the inside.
- If hot air accumulates on the ceiling and feet are left feeling cold, it is recommended to use a circulator. For details, contact the place of purchase.

Adjustment

For programming TEMPERATURE, FAN SPEED and AIR FLOW DIRECTION, follow the procedure shown below.

TEMPERATURE SETTING

Press TEMPERATURE SETTING button and program the setting temperature.

UP — Each time this button is pressed, setting temperature rises 1°F (0.56°C).

DOWN — Each time this button is pressed, setting temperature lowers 1°F (0.56°C).

In case of AUTOMATIC operation

UP — Each time this button is pressed, setting temperature shifts to "H" side.

DOWN — Each time this button is pressed, setting temperature shifts to "L" side.

°F(°C)

	H	•	M	•	L
Setting temperature	77 (25)	73 (23)	71.5 (22)	70 (21)	66 (19)

• The setting is impossible for FAN operation

- The setting temperature range of the remote controller is 60°F (16°C) to 90°F (32°C).

FAN SPEED CONTROL

Press FAN SPEED CONTROL button.

- LOW, MEDIUM or HIGH fan speed can be selected.
- The micro computer may sometimes control the fan speed in order to protect the unit.

AIR FLOW DIRECTION ADJUST

The movable limit of the flap is changeable. Contact your dealer for details.

- Up and down adjustment

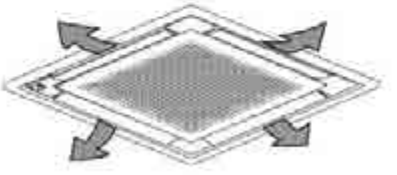

Press the AIR FLOW DIRECTION ADJUST button to select the air direction as shown below.

Display appears and the air flow direction continuously varies. (Automatic swing setting.)

Press AIR FLOW DIRECTION ADJUST button to select the air direction of your choice. Display vanishes and the air flow direction is fixed. (Fixed air flow direction setting.)

- Movement of the swing flap

For the following conditions, the micro computer controls the air flow direction so it may be different from the display.

Operation mode	HEATING
Operation conditions	■ When starting operation. ■ When room temperature is higher than the set temperature. ■ In DEFROST operation. (The flaps turn to the horizontal position to avoid blowing cold air directly on the occupants of the room.)

NOTE ■ Operation mode includes AUTOMATIC operation.

5

Program timer operation

Operate in the following order.

- The timer is operated in the following two ways:
  - Programming the stop time (⏲ • ◯).
    The system stops operating after the set time has elapsed.
  - Programming the start time (⏲ • |).
    The system starts operating after the set time has elapsed.
- The timer can be programmed for a maximum of 72 hours.
- The start and the stop time can be simultaneously programmed.

1 TIMER — TIMER MODE START/STOP

Press the TIMER MODE START/STOP button several times and select the mode on the display.
The display blinks.

- For setting the timer stop ..... ⏲ • ◯
- For setting the timer start ..... ⏲ • |

2 PROGRAMMING TIME

Press the TEMPERATURE SETTING button and set the time for stopping or starting the system.

UP — When this button is pressed, the time advances by 1 hour.

DOWN — When this button is pressed, the time goes backward by 1 hour.

3 RESERVE — TIMER RESERVE

Press the TIMER RESERVE button.
- The timer setting procedure ends.
- The display changes from blinking light to a constant light.

4 CANCEL — TIMER CANCEL

Press the TIMER CANCEL button to cancel programming.
The display vanishes.

For example,
When the timer is programmed to stop the system after 3 hours and start the system after 4 hours, the system will stop after 3 hours and then 1 hour later the system will start.

NOTE After the timer is programmed, the display shows the remaining time.

Emergency operation

When the remote controller does not work due to battery failure or the absence thereof, use the switch which is located beside the discharge grille on the indoor unit.
When the remote controller does not work, contact your dealer.

1 START

Press the emergency operation switch.
- The unit runs in the previous mode.
- The system operates with the previously set air flow direction.

2 STOP

Press the emergency operation switch again.

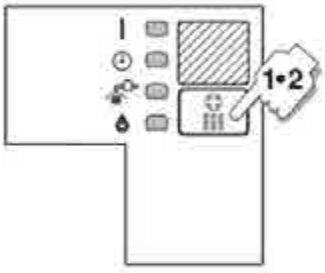

Precautions for group control system or two remote control system

This system provides two other control systems beside individual control (one remote controller controls one indoor unit) system. Confirm the following if your unit is of the following control system type.

- Group control system
  One remote controller controls up to 16 indoor units.
  All indoor units are equally set.
- Two remote controller control system
  Two remote controllers control one indoor unit. (In case of group control system, one group of indoor units.)
  The unit follows individual operation.

NOTE
- Cannot have a two remote controller control system with only wireless remote controllers. (It will be a two remote controller control system having one wired remote controller and one wireless remote controller.)
- Under two remote controller control system, wireless remote controller cannot control timer operation.
- Only the OPERATION lamp out of 3 other lamps on the indoor unit display functions.

Contact your dealer in case of changing the combination or setting of group control and two remote controller control systems.

Troubleshooting

Emergency stop

(See figure 2)
When the air conditioner stops unexpectedly, the OPERATION lamp on the indoor unit starts blinking.
Take the following steps yourself to read the malfunction code that appears on the display. Contact your dealer with this code. It will help pinpoint the cause of the trouble and speeding up the repair.

1

Press the INSPECTION/TEST button to select the inspection mode.
"UNIT No." lights up and the unit number "0" blinks.

2

Press the TEMPERATURE SETTING button and change the unit number.
Hold down the TEMPERATURE SETTING button until the indoor unit emits one of the following beep tones.
Number of beeps
- 3 short beeps ..... perform all steps from 3 to 6
- 1 short beep ..... perform steps 3 and 6
- 1 long beep ..... No trouble

3

Press the OPERATION MODE SELECTOR button.
"0" on the left-hand of the malfunction code blinks.

4

Press the TEMPERATURE SETTING button and change the malfunction code.
Press until the indoor unit makes 2 short beeps.

5

Press the OPERATION MODE SELECTOR button.
"0" on the right-hand of the malfunction code blinks.

6

Press the TEMPERATURE SETTING button and change the malfunction code.
Press until the indoor unit makes a long beep.
The malfunction code is fixed when the indoor unit makes a long beep.

7 Reset of the display.

Press OPERATION MODE SELECTOR button to get the display back to its normal state.

In case besides emergency stop

1 The unit does not operate at all.
- Check if the receiver is exposed of sunlight or strong light. Keep receiver away from light.
- Check if there are batteries in the remote controller. Place the batteries.
- Check if the indoor unit number and wireless remote controller number are equal. See figure 4.
  Operate the indoor unit with the remote controller of the same number.
  Signals transmitted from a remote controller of a different number cannot be accepted. (If the number is not mentioned, it is considered as "1".)

2 The system operates but it does not sufficiently cool or warm.
- Check if the set temperature is proper.
- Check if the FAN SPEED is not set to LOW SPEED.
- Check if the air flow angle is proper.

Contact the place of purchase in the following case.

When you detect a burning odor, shut OFF power immediately and contact the place of purchase. Using the equipment in anything but proper working condition can result in equipment damage, electric shock and/or fire.

Trouble
The OPERATION lamp of the indoor unit is blinking and the unit does not work at all. See figure 5.

1 Malfunction code
2 Unit No. which sensed trouble
3 INSPECTION display

Remedial action
Check the malfunction code (R1:UF) on the remote controller. Notify and inform the model name and what the malfunction code indicates to your dealer.

7

When you think there is something wrong

The following symptoms do not indicate air conditioner malfunction:

Symptom 1: The system does not operate

Example	Reason
The system does not restart immediately after the ON/OFF button is pressed.	If the OPERATION lamp lights, the system is in normal condition. It does not restart immediately because a safety device operates to prevent overload of the system. After 3 minutes, the system will turn on again automatically.
If operation stops as a result of changing the temperature setting, there will be a delay before operation restarts if the setting is lowered (in COOLING) or raised (in HEATING) again.	It does not restart immediately because a safety device operates to prevent overload of the system. After 3 minutes, the system will turn on again automatically.
If the reception beep is rapidly repeated 3 times (It sounds only twice when operating normally.)	Control is set to the optional controller for centralized control.
If the DEFROST lamp on the indoor unit's display is lit when heating is started.	This indication is to warn against cold air being blown from the unit. There is nothing wrong with the equipment.
The outdoor unit stops.	Because the room temperature reaches to the set temperature. The indoor unit goes into FAN operation.

Symptom 2: The unit stops once in a while

Example	Reason
The remote controller indicates "*U4*" and "*U5*", the unit stops. Within several minutes the unit restarts.	Due to electrical noise other than that from the air conditioner, the communication between the units is cut off and the unit stops. When the noise is gone, the unit automatically restarts.

Symptom 3: No changeover is available between HEATING and COOLING modes

Example	Reason
The indoor unit makes a long beep sound.	When operation changeover is under control, the control is set to the mode that cannot be carried out.

Symptom 4: Air flow rate cannot be obtained as set

Example	Reason
During HEATING operation, even if the FAN SPEED CONTROL button is pressed, the air flow rate does not change.	When the room temperature reaches the indoor unit set temperature, the outdoor unit stops and the air flow rate of indoor unit drops to the minimum. This is to avoid the cold air from getting in contact with the people in the room.

Symptom 5: Air discharge direction is not as set

Example	Reason
The remote controller indication and the air discharge direction is not the same. Air discharge direction swing is impossible.	Because it is controlled by microcomputer. Refer to "AIR FLOW DIRECTION ADJUST" on page 6.

Symptom 6: Only a part of indication shows

Example	Reason
Even if the unit is operated, only the operation indication shows, or even if the indication shows, soon after, the indication other than that for operation disappears.	The corresponding indoor unit is that for multi-system and the remote controller is set to the multi-system.

Symptom 7: No indication shows or all indication show

Example	Reason
When the remote controller button is pressed.	The battery is dead.

Symptom 8: Insufficient cooling

Example	Reason
It is in DRY operation.	The DRY operation is an operation mode trying to keep the room temperature constant as much as possible. Refer to "COOLING, HEATING, AUTOMATIC, FAN and DRY operation" on page 4.

3P444561-1

Part 4
Options

1. Option List 686
1.1 Indoor Unit 686
1.2 Outdoor Unit 688
2. Control Devices 689
2.1 <BRC944B2> Wired Remote Controller for Residential Air Conditioner 689
2.2 <BRCW901A03/08> Wired Remote Controller Cord 703
2.3 <BRP072A43> Wireless LAN Connection Adaptor 704
2.4 <KRP413BB1S> Wiring Adaptor for Timer Clock / Remote Controller 712
2.5 <DCS302C71> Central Remote Controller 716
2.6 <DCS301C71> Unified ON/OFF Controller 747
2.7 <DST301BA61> Schedule Timer Controller 754
2.8 <KRP928BB2S> Interface Adaptor for DIII-NET (Residential Air Conditioner) 773
2.9 <KRP1C74> Wiring Adaptor 776
2.10 <KRP1C75> Adaptor for Wiring 777
2.11 <KRP4A74> Wiring Adaptor for Electrical Appendices 778
2.12 <KRP4A98> Installation box for adaptor PCB 782
2.13 <KRP1BA101> Installation Box for Adaptor PCB 784
2.14 <KRCS01-4B> Remote Sensor 786
3. Options for Indoor Unit 789
3.1 <KDT25N32, KDT25N50> Insulation Kit for High Humidity 789
3.2 <BRYQ60A2W(S)> Sensor Kit 790
3.3 <KDBQ44BA60A> Panel Spacer 792
3.4 <KDDQ44XA60> Fresh Air Intake Kit 794
4. Options for Outdoor Unit 796
4.1 <KPW063A4> Air Direction Adjustment Grille 796
4.2 <KKG063A42> Back Protection Wire Net 798
4.3 <FTDBHML, KEH063A4E> Drain Pan Heater 799

1. Option List

1.1 Indoor Unit

FTXR Series

	Option Name		Model Name
1	Wired remote controller ★1		BRC944B2
2	Wired remote controller cord (shielded wire)	Length 9.8 ft (3 m)	BRCW901A03
		Length 26.3 ft (8 m)	BRCW901A08
3	Wireless LAN connection adaptor		BRP072A43
4	Wiring adaptor for timer clock / remote controller ★2 (normal open pulse contact / normal open contact)		KRP413BB1S
5	Central remote controller ★3		DCS302C71
6	Unified ON/OFF controller ★3		DCS301C71
7	Schedule timer controller ★3		DST301BA61
8	Interface adaptor for DIII-NET (residential air conditioner)		KRP928BB2S
9	Titanium apatite deodorizing filter (without frame)		KAF970A46
10	Remote controller loss prevention with chain		KKF910A4

Notes: ★1 A wired remote controller cord BRCW901A03 or BRCW901A08 is necessary.
★2 Timer clock and other devices ; obtained locally.
★3 An interface adaptor (KRP928BB2S) is also required for each indoor unit.

CTXS, FTXS Series

	Option Name		Model Name
1	Wired remote controller ★1		BRC944B2
2	Wired remote controller cord (shielded wire)	Length 9.8 ft (3 m)	BRCW901A03
		Length 26.3 ft (8 m)	BRCW901A08
3	Wiring adaptor for timer clock / remote controller ★2 (normal open pulse contact / normal open contact)		KRP413BB1S
4	Central remote controller ★3		DCS302C71
5	Unified ON/OFF controller ★3		DCS301C71
6	Schedule timer controller ★3		DST301BA61
7	Interface adaptor for DIII-NET (residential air conditioner)		KRP928BB2S
8	Titanium apatite deodorizing filter (without frame) ★4		KAF970A46
9	Remote controller loss prevention with chain		KKF910A4

Notes: ★1 A wired remote controller cord BRCW901A03 or BRCW901A08 is necessary.
★2 Timer clock and other devices ; obtained locally.
★3 An interface adaptor (KRP928BB2S) is also required for each indoor unit.
★4 Standard accessory

CDXS, FDXS Series

	Option Name		07/09/12 Class	15/18/24 Class
1	Wired remote controller ★1		BRC944B2	
2	Wired remote controller cord (shielded wire)	Length 9.8 ft (3 m)	BRCW901A03	
		Length 26.3 ft (8 m)	BRCW901A08	
3	Wiring adaptor for timer clock / remote controller ★2 (normal open pulse contact / normal open contact)		KRP413BB1S	
4	Central remote controller ★3		DCS302C71	
5	Unified ON/OFF controller ★3		DCS301C71	
6	Schedule timer controller ★3		DST301BA61	
7	Interface adaptor for DIII-NET (residential air conditioner)		KRP928BB2S	
8	Insulation kit for high humidity		KDT25N32	KDT25N50
9	Remote controller loss prevention with chain		KKF910A4	

Notes: ★1 A wired remote controller cord BRCW901A03 or BRCW901A08 is necessary.
★2 Timer clock and other devices ; obtained locally.
★3 An interface adaptor (KRP928BB2S) is also required for each indoor unit.

4

FDMQ Series

	Option Name		Model Name
1	Remote controller (required)	Wired type ★1	BRC1E73
		Wireless type	BRC082A43
2	Central remote controller		DCS302C71
3	Unified ON/OFF controller		DCS301C71
4	Schedule timer controller		DST301BA61
5	Remote sensor		KRCS01-4B
6	Remote controller loss prevention with chain		KKF910A4
7	Wiring adaptor ★2		KRP1C74
8	Installation box for adaptor PCB		KRP4A98

Notes: ★1 Wiring for wired remote controller should be obtained locally.
★2 Installation box for adaptor PCB (KRP4A98) is necessary.

FVXS Series

	Option Name	Model Name
1	Wiring adaptor for timer clock / remote controller ★1 (normal open pulse contact / normal open contact)	KRP413BB1S
2	Central remote controller ★2	DCS302C71
3	Unified ON/OFF controller ★2	DCS301C71
4	Schedule timer controller ★2	DST301BA61
5	Interface adaptor for DIII-NET (residential air conditioner)	KRP928BB2S
6	Titanium apatite deodorizing filter (without frame)	KAF968B42
7	Remote controller loss prevention with chain	KKF910A4

Notes: ★1 Timer clock and other devices ; obtained locally.
★2 An interface adaptor (KRP928BB2S) is also required for each indoor unit.

FFQ Series

	Option Name		Model Name
1	Decoration panel (required)	New design (white)	BYFQ60C2W1W
		New design (silver)	BYFQ60C2W1S
		Current design (white)	BYFQ60B3W1
2	Remote controller (required)	Wired type ★1	BRC1E73
		Wireless type	BRC082A42W ★2 ★6 BRC082A42S ★3 ★6 BRC082A41W ★4 ★6
3	Sensor kit		BRYQ60A2W ★2 / BRYQ60A2S ★3
4	Sealing member of air discharge outlet		BDBHQ44C60
5	Panel spacer ★4		KDBQ44BA60A
6	Fresh air intake kit (direct installation type)		KDDQ44XA60
7	Longlife filter		KAFQ441BA60
8	Central remote controller		DCS302C71
9	Unified ON/OFF controller		DCS301C71
10	Schedule timer controller		DST301BA61
11	Adaptor for wiring ★5		KRP1C75
12	Wiring adaptor for electrical appendices ★5		KRP4A74
13	Installation box for adaptor PCB		KRP1BA101
14	Remote sensor		KRCS01-4B

Notes: ★1 Wiring for wired remote controller should be obtained locally.
★2 For BYFQ60C2W1W
★3 For BYFQ60C2W1S
★4 For BYFQ60B3W1
★5 Installation box for adaptor PCB (KRP1BA101) is necessary.
★6 Sensing function and individual flap control function are not available.

1.2 Outdoor Unit

	Option Name	Model Name
1	Air direction adjustment grille	KPW063A4
2	Back protection wire net	KKG063A42
3	Drain plug ★	KKP937A4
4	Drain pan heater	FTDBHML, KEH063A4E

Note: ★ Standard accessory

2. Control Devices

2.1 <BRC944B2> Wired Remote Controller for Residential Air Conditioner

2.1.1 Installation Manual

⚠ CAUTION

1. No switch box or staple is supplied. Prepare them locally.
2. No remote controller cord is supplied. Prepare the optional remote controller cord 4 wire.
3. Be sure to turn off the power to any apparatus connected prior to mounting.
4. Prior to mounting equipment, touch something metallic such as a doorknob to remove static electricity from your body. Never touch the remote controller board or the adapter board.
5. Keep the wiring away from any other power source lines to avoid electric noise (external noise).
6. Select a flat surface, wherever possible, to mount the remote controller. To prevent deformation of the cases, do not overtighten the mounting screws.

1. Securing the remote controller lower case

Insert a bladed screwdriver into the concave (凹) in the remote controller lower case to remove the upper case assembly (two locations).

The remote controller board is located on the upper case. Take care not to scratch the board with the screwdriver.

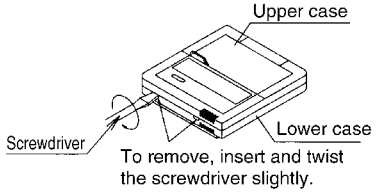

(1) Exposed mounting
Secure the remote controller lower case with the two supplied wood screws.

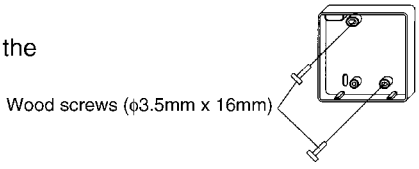

(2) Embedded mounting
Secure the remote controller lower case with the two supplied machine screws.

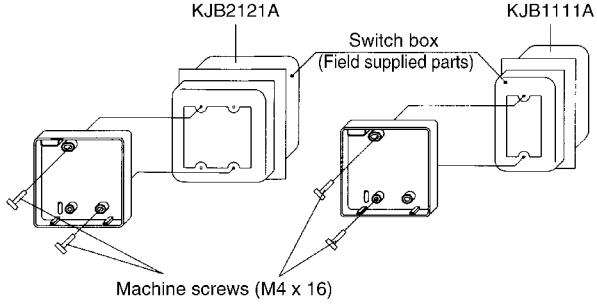

For the field supplied switch box, use optional accessories KJB1111A or KJB2121A.

2. Securing the remote control adapter

Remove the upper case of the remote control adapter and secure the lower case assembly.

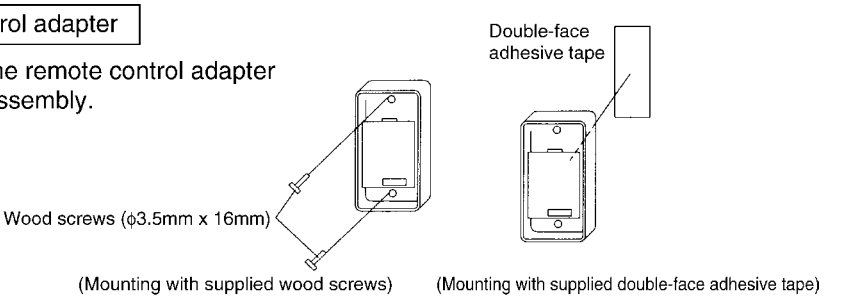

3. Wiring

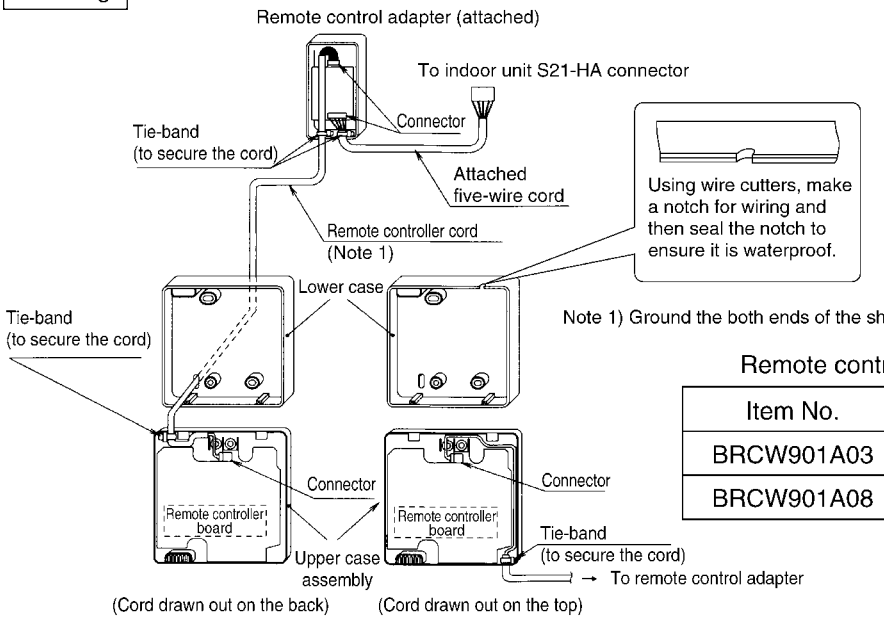

Note 1) Ground the both ends of the shielded wire.

Remote controller cord 4 wire

Item No.	Length
BRCW901A03	Approx. 3m (10ft)
BRCW901A08	Approx. 8m (26ft)

4. Placing the upper case assembly of the remote controller and the upper case of the remote controller adapter back into their original positions

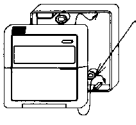

During mounting of the remote controller cord, be careful not to pinch or otherwise damage the wires. (Remote controller cord 4 wire)

5. Temperature indication change

To change from Celsius temperature indication to Fahrenheit one

Press and hold down ▲ ◉TEMP ▼ at the same time for 5 seconds while the Celsius temperature is indicated.

← See Operation Manual

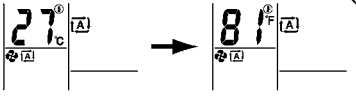

3P202923-2B

2.1.2 Operation Manual

Controller Commands and their Corresponding Functions

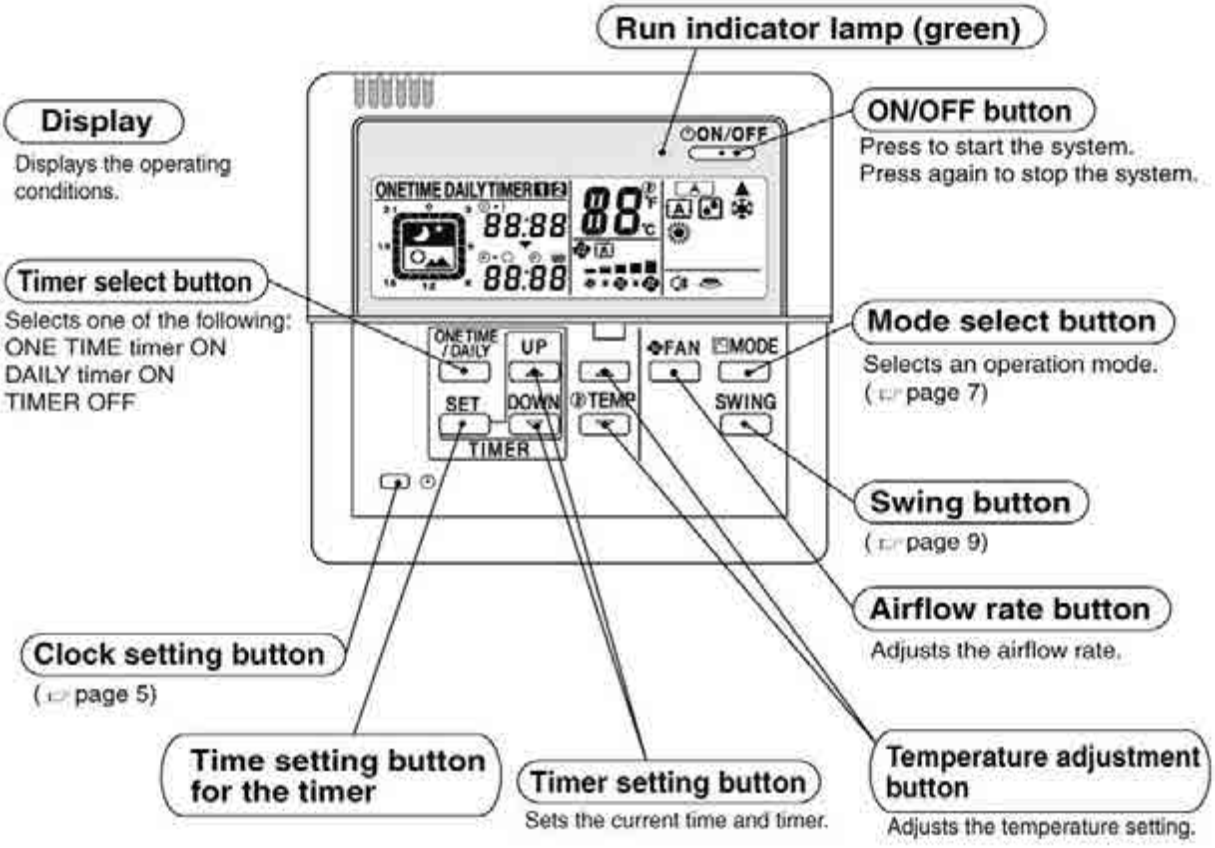

How to Set the Timer

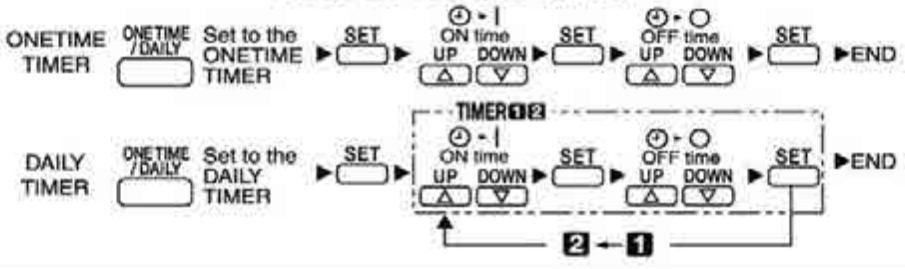

CAUTION

- This remote controller cannot be used together with a standard wireless remote controller. Otherwise, what appears on this remote controller's display may fail to correspond to actual operating conditions.

4

Preparation before Operation

■ Checking the power

If nothing appears on the remote controller's display, turn on the circuit breaker.

■ Setting the current time

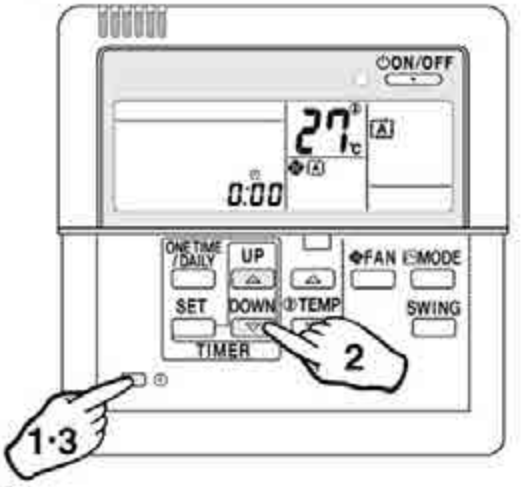

1 Press ⏲.

The current time starts blinking.
0:00 lights up.

2 Press UP / DOWN and set the current time.

- Hold the button down to rapidly advance the time.

3 Press ⏲.

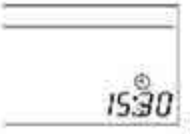

: blinks.
(This completes the current time setting)

- The clock's accuracy is ±30 seconds per month.

Notes

To use the unit efficiently

- Avoid overcooling or overheating. Moderate room temperature setting contributes to power saving.

Recommended temperature setting
For cooling ..... 26–28°C (79°F–82°F)
For heating ..... 20–22°C (68°F–72°F)

- Hang a blind or a curtain on the window. This will enhance the cooling/heating effect by intercepting direct sunlight and drafts.
- A clogged air filter reduces the cooling/heating effect and wastes energy. Clean the air filter monthly (every two weeks as required) or so.

Please take note of the following points

- Electric power is consumed even when the air conditioner is not in operation.
- When the unit is not used for a long period of time such as during off-season, turn off the breaker.

Operating conditions

- If the operation is continued under any conditions other than the following, the safety device may work to stop the operation. Also, dew may form on the indoor unit and drip from it. (Cooling/DRY)

Cooling	Outdoor temp. Room temp. Indoor humidity	-10 to 46°C (14°F to 115°F) 18 to 32°C (64°F to 90°F) Less than 80%
DRY	Outdoor temp. Room temp. Indoor humidity	-10 to 46°C (14°F to 115°F) 18 to 32°C (64°F to 90°F) Less than 80%
Heating	Outdoor temp. Room temp.	-15 to 20°C (5°F to 68°F) Less than 27°C

- Operation limit differ according to the model.

5

Preparation before Operation

■ Setting Temperature Indication change

Temperature indication can be changed between Celsius and Fahrenheit before use.

To change from Celsius temperature indication to Fahrenheit one

1 Press and hold down ◇TEMP at the same time for 5 seconds while the Celsius temperature is indicated.

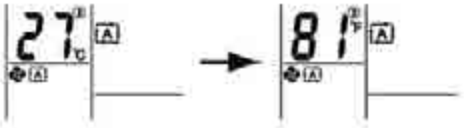

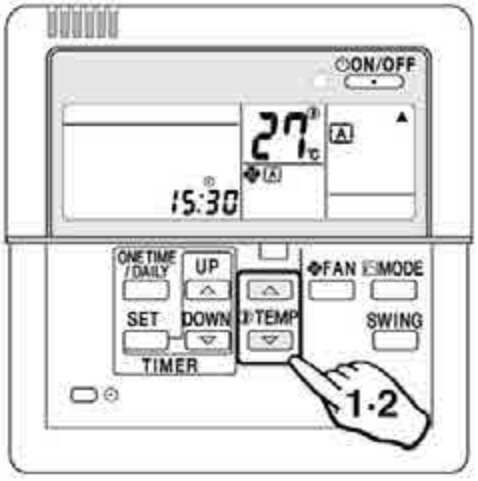

To change from Fahrenheit temperature indication to Celsius one

2 Press and hold down ◇TEMP at the same time for 5 seconds while the Fahrenheit temperature is indicated.

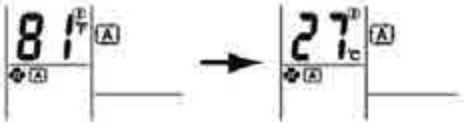

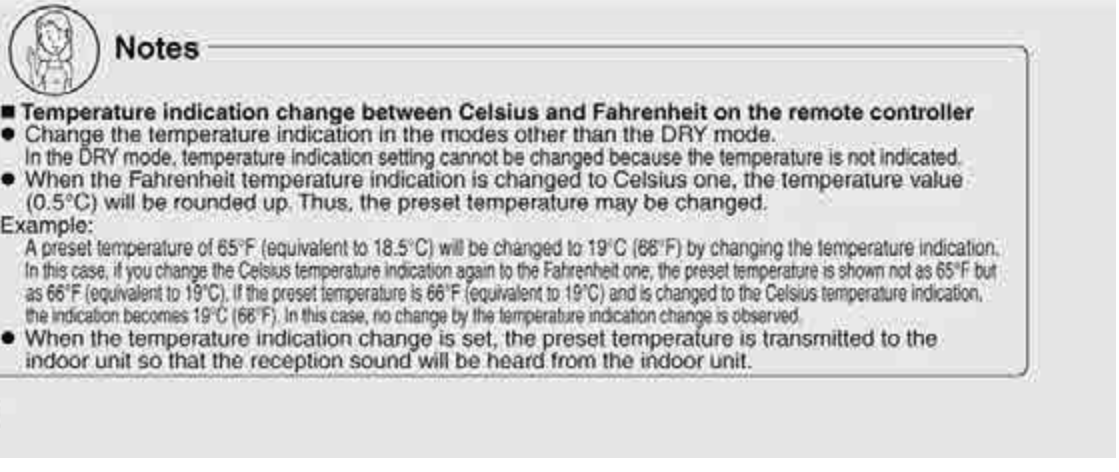

Notes

■ **Temperature indication change between Celsius and Fahrenheit on the remote controller**

- Change the temperature indication in the modes other than the DRY mode.
  In the DRY mode, temperature indication setting cannot be changed because the temperature is not indicated.
- When the Fahrenheit temperature indication is changed to Celsius one, the temperature value (0.5°C) will be rounded up. Thus, the preset temperature may be changed.

Example:

A preset temperature of 65°F (equivalent to 18.5°C) will be changed to 19°C (66°F) by changing the temperature indication. In this case, if you change the Celsius temperature indication again to the Fahrenheit one, the preset temperature is shown not as 65°F but as 66°F (equivalent to 19°C). If the preset temperature is 66°F (equivalent to 19°C) and is changed to the Celsius temperature indication, the indication becomes 19°C (66°F). In this case, no change by the temperature indication change is observed.

- When the temperature indication change is set, the preset temperature is transmitted to the indoor unit so that the reception sound will be heard from the indoor unit.

6

Automatic·DRY·Cooling·Heating Operation

Select your desired operation mode.
Once preset, the system can get restarted in the same operation mode.

1 Press MODE to select your desired operation mode.

- Each time the button is pressed, the mode changes as follows.

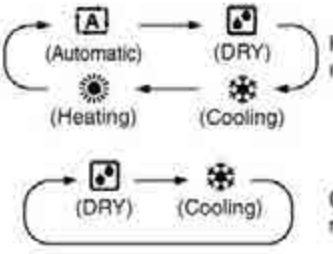

- The system does not have the FAN mode.

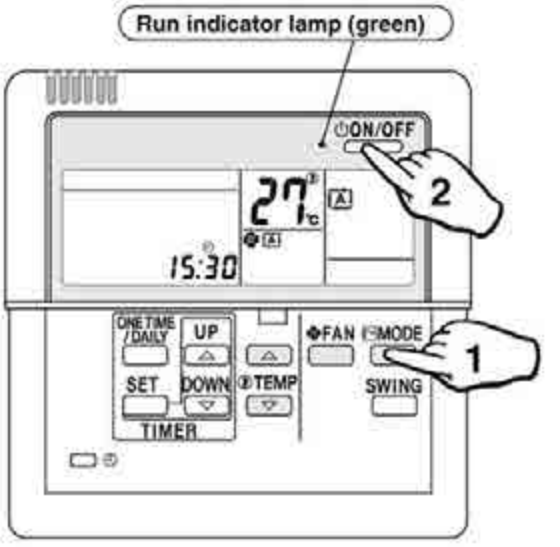

2 Press ON/OFF .

The run indicator lamp lights up.

■ To stop the operation:

Press ON/OFF again.

The run indicator lamp goes out.

Automatic operation

- In Automatic, the temperature setting and operation mode (DRY, Cooling or Heating) are automatically selected according to the room temperature and outdoor temperature at the time of starting operation.

DRY operation

- In this mode, humidity is removed from the air.

Note

- While running in the DRY mode, you may feel cool or warm air from the air outlet. In this case, readjust the airflow direction with the vertical airflow direction louvers. (except Duct Connected type)

7

■ To adjust the temperature and airflow rate:

Setting to be adjusted \ Operation mode	Automatic	Cooling	Heating	DRY
△ TEMP ▽ (Temperature)	Temperature is adjustable. Recommended temperature Cooling : 26°C-28°C (79°F~82°F) Heating : 20°C-22°C (68°F~72°F)			Temperature cannot be adjusted.
FAN (Airflow rate)	Five levels of airflow rate setting from " " to " " plus " A " are available.			Airflow rate cannot be adjusted.

- When the unit runs in the cooling or heating mode at a low airflow rate, the cooling or heating effect may be insufficient.

■ To adjust the airflow direction:

(page 9)

Heating operation

- Since the heating operation is performed by taking the heat from outdoor into the room, the heating capacity decreases as the outdoor temperature lowers. If the room is not heated sufficiently, it is recommended to use other heating appliance at the same time.
- Since the air conditioner heats the whole room by circulating hot air, it takes some time to heat the entire room completely.
- If the outdoor unit gets frosted during heating operation, the heating capacity is decreased. In this case, the unit starts defrosting operation.
- No hot air comes out of the indoor unit during defrosting operation.

8

Adjusting Airflow Direction

Adjust the airflow direction for maximum comfort.

To adjust the Airflow Direction

1 Press SWING during operation.

- Each time the button is pressed, the airflow direction louvers change their movement.

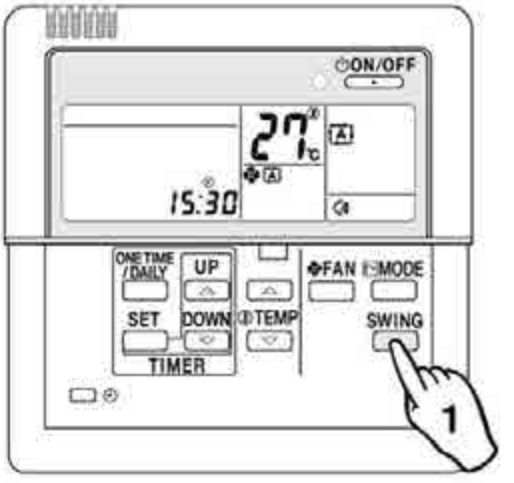

■ Wall Mounted Types (without horizontal swing function)

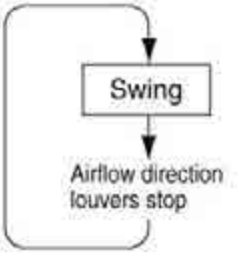

The horizontal airflow direction louvers move up and down.

The louvers stop just when the button is pressed.

Adjustment of horizontal airflow direction

- The automatic moving range of the horizontal airflow direction louvers varies depending on the operation mode.

Notes

- In fixing the horizontal airflow direction, keep the horizontal airflow direction louvers tilted downward in the heating mode, and keep them nearly horizontal level in the cooling or DRY mode. This will enhance the cooling and heating effect.
- On the air conditioners with vertical and horizontal swing function, be sure to adjust the airflow directions using the remote controller. Do not forcibly adjust louvers by hand or a malfunction may occur.

9

■ Wall Mounted Type (with horizontal swing function)

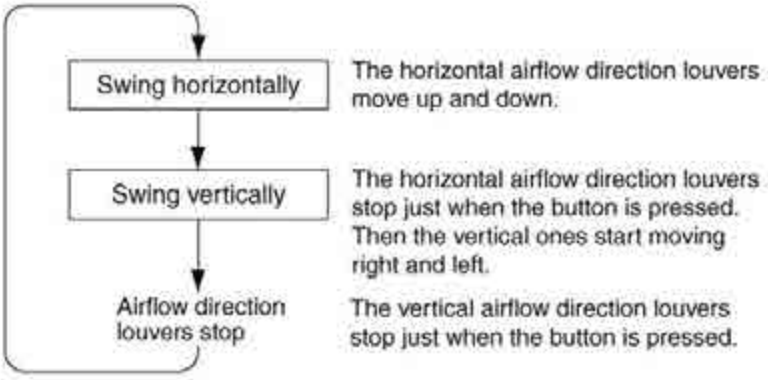

- The vertical and horizontal louvers cannot move at the same time.

■ Duct Connected Type (without swing function)

This function cannot be used.

Note

- The operating procedure and remote controller display are different depending on the indoor unit being connected.
  Read **How to Adjust the Airflow Direction** in the air conditioner's Operation Manual.

10

Timer Operation

The Timer Operation feature automatically turns off operation when you go to sleep and turns it back on when you wake up.
Use the DAILY Timer mode on weekdays, and the ONE TIME timer mode on weekends.

■ To select the ONE TIME timer mode:

1 Press ONE TIME / DAILY to select the ONE TIME timer mode.

- Each time the button is pressed, the modes change as follows.

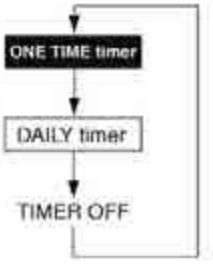

The timer lamp lights up.

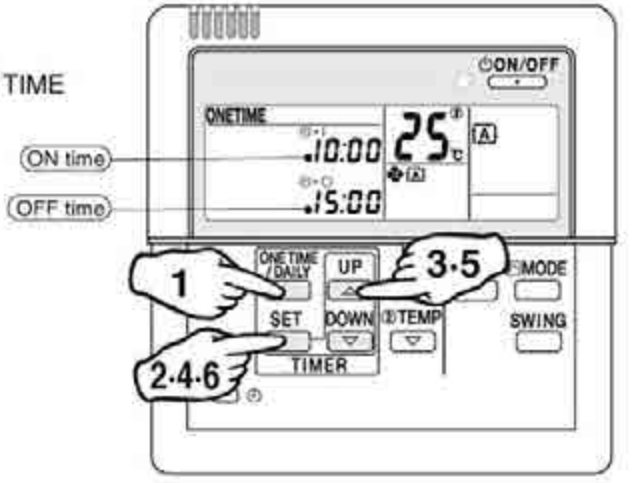

(Timer settings displayed)

■ To cancel the timer settings:

1 Press ONE TIME / DAILY to clear the timer settings.

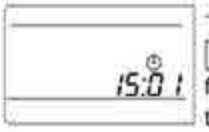

The ONE TIME or DAILY TIMER disappears from the display, and the timer lamp goes out too.

Notes

- Even when the timer has been off, its programmed settings are still in memory.
- If the system has the timer control ON but you start and stop it manually using the ON/OFF button before the designated ON time, the system will restart again at the programmed ON time.

Precautions in setting the timer

- Before starting the timer operation, make sure the current time is correct. If not, set the clock correctly. (☞ page 5)
- In making time settings, --:-- is displayed to make it easy to disable the timer too.
- If one minute has passed before making any timer setting, the previous timer settings are reintroduced and the timer is on standby.
  In this case, use the SET (time setting) button and make your desired timer settings.

Timer operation

- When the ON timer is programmed, the system starts one hour (maximum) earlier so that the temperature set by the remote controller is reached just in time.
- When the ONE TIME timer is programmed, the current time is no longer displayed.

11

■ ONE TIME timer

Once the timer has been activated and then deactivated, it is in the OFF mode.
The ON or OFF timers can be programmed.

1 Press ONE TIME / DAILY to select the ONE TIME timer.

ONE TIME 6:00 light up.
0:00

2 Press SET .

ONETIME 6:00 blinks.
0:00

3 Press UP / DOWN to make the ON timer setting.

ONETIME 10:00
0:00

When the ON timer is not used, save the setting as - - : - -

- Each time the button is pressed, the setting changes in a 10-minute increment or decrement. Hold the button down to advance quickly.

4 Press SET .

ONETIME 10:00 blinks.
0:00

5 Press UP / DOWN to make the OFF timer setting.

ONETIME 10:00
15:00

When the OFF timer is not used, save the setting as - - : - -.

6 Press SET .

(The ONE TIME timer is now programmed.)

ONETIME 10:00
15:00

Both of the ON and OFF time cannot be set as - - : - -

Example of display with the ONE TIME timer programmed

ONETIME 10:00 / 15:00 — ONE TIME timer programmed. The set time is displayed.

ONETIME 15:00 — ON timer activated and system starts. The ON timer setting no longer displays.

15:01 — OFF timer activated, and system stops. The timer setting no longer displays.

Notes

- In the following cases, reset the clock (the time setting is kept in the memory).
  - The circuit breaker has been activated.
  - The power fails.

12

Timer Operation

■ To select the DAILY timer mode:

1 Press ONE TIME / DAILY to select the DAILY timer mode.

● Each time the button is pressed, the modes change as follows.

The timer lamp lights up.

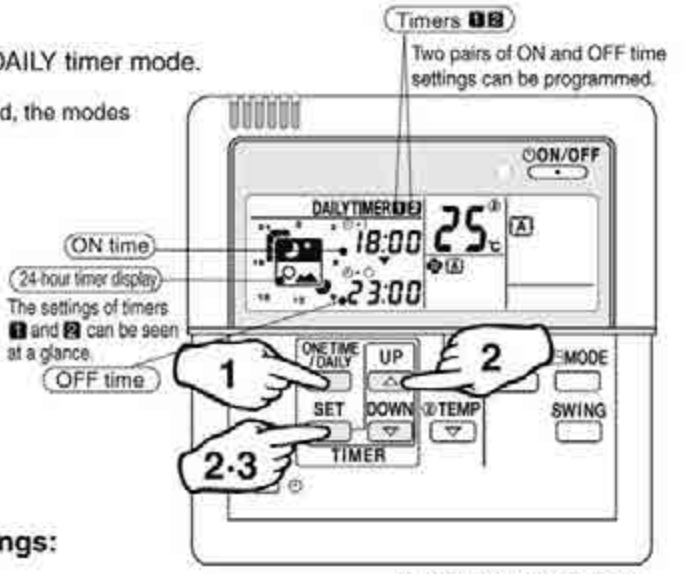

(Timer settings displayed)

■ To cancel the timer settings:

1 Press ONE TIME / DAILY to clear the timer settings.



The ONE TIME or DAILY TIMER, and the timer lamp are no longer displayed.

Example of display with DAILY timer programmed

Timers 1 and 2 programmed.

Timer 1 alone programmed.

Note

- The system starts and stops repeatedly until the DAILY timer is set off. Before you leave home for a long time, set the DAILY timer off.

13

■ DAILY timer

After programming, the system starts and stops each day at the preset times. Two pairs of time settings can be programmed.
(Example: 8:00 ~ 10:00, and 18:00 ~ 23:00)

1 Press ONE TIME / DAILY to select the DAILY timer.

DAILY timer indication appears.
lights up.

2 Make the ON and OFF time settings. ● Take the steps from ① to ⑧.
Program example: 8:00 ~ 10:00, and 18:00 ~ 23:00

Settings \ Procedure		Press SET	Press UP / DOWN to make the timer setting.
Timer 1	ON time setting ● When the timer 1 is not used, save the setting as ⊕-I--:--	① 	② 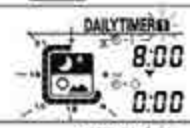
	OFF time setting	③ 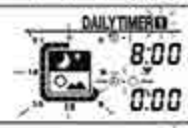	④
Timer 2	ON time setting ● When the timer 2 is not used, save the setting as ⊕-I--:--	⑤ 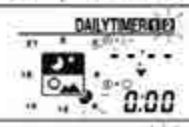	⑥ 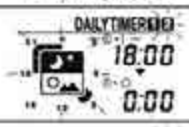
	OFF time setting	⑦ 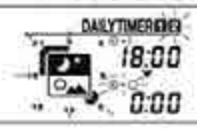	⑧ 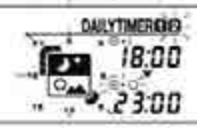

3 Press SET. The DAILY timer is now programmed.

Note

● If the following appears on the display, the timer must be reprogrammed.

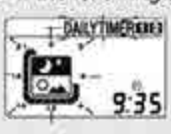

The 24-hour timer display is blinking.

This means that Timers 1 and 2 are programmed for the same time settings. New time settings must be made.

The 24-hour timer display is blinking.

This means that the timer has not been programmed yet.

14

Cleaning

Cleaning the remote controller

- Wipe it clean with soft, dry cloth.
  Do not use any water hotter than 40°C (104°F), or volatile liquids such as benzine, gasoline and thinner, polishing powder, or anything hard such as a scrub brush.

When the unit is not used for a long time

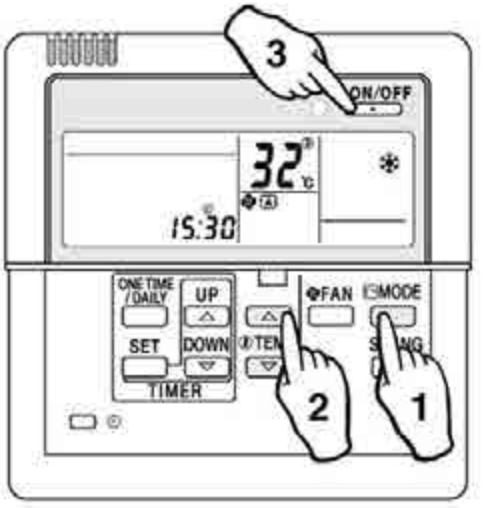

① On a sunny day, keep the system running for half a day in the FAN mode to dry it up inside.

FAN mode

1 Press MODE to select the cooling mode.

2 Press TEMP to adjust the set temperature to 32°C (90°F).

3 Press ON/OFF.

- The airflow rate remains the same, and is not adjustable.
- Run the system when the room temperature is below 28°C (82°F).

② Finally turn off the circuit breaker dedicated for the room air conditioner.

③ Clean the air filter and place it back into position.

15

3P202922-2B

2.2 <BRCW901A03/08> Wired Remote Controller Cord

Safety Precautions

- Turn OFF the controlled equipment when connecting the equipment.
- Hold the plug of the connector when connecting or disconnecting the connector.

Precautions for Use

- This remote controller cable is of thin-profile BRC944-series remote controller units.
- Be sure to ground both ends of the shield wire.
- Install the controlled equipment after reading through the installation manual of the equipment.

Complete Parts

- **Remote Controller Cable**

Parts number	L
BRCW901A03	Approx. 3m
BRCW901A08	Approx. 8m

- **Installation Manual**

- **Packing Case**

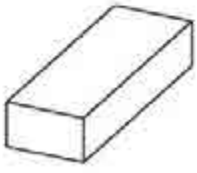

3P201487-1

2.3 <BRP072A43> Wireless LAN Connection Adaptor

Safety Considerations

Give this installation manual to the customer when installation is completed.

- Read these **Safety Considerations** carefully to ensure correct installation.
- Be sure to complete trial operation of the air conditioner / heat pump in advance, in accordance with the instructions in the installation manual for the air conditioner / heat pump.
- Meanings of **WARNING** and **CAUTION** symbols:

⚠ **WARNING** : Indicates a potentially hazardous situation which, if not avoided, could result in death or serious injury.

⚠ **CAUTION** : Indicates a potentially hazardous situation which, if not avoided, may result in minor or moderate injury. It may also be used to alert against unsafe practices.

⚠ WARNING

- Only qualified personnel must carry out the installation work. Installation must be done in accordance with this installation manual. Improper installation may result in electric shock, fire, or equipment damage.
- Use only specified accessories and parts for installation work. Failure to use specified parts may result in electric shock, fire, the product falling, or equipment damage.
- Before touching electrical parts, turn off the air conditioner / heat pump.
- Electrical work must be performed in accordance with relevant local and national regulations and with the instructions in this installation manual. Always use a dedicated circuit. Failure to comply may result in electric shock or fire.
- Do not disassemble, modify, or repair. Doing so may result in fire, electric shock, or injury.
- Do not handle this product with wet hands. Doing so may result in electric shock or fire.
- Do not allow this product to get wet or use it when bathing or similar activities using water. Failure to comply may result in electric shock or fire.
- Do not use this product near medical equipment or persons using cardiac pacemakers or defibrillators. This product may cause life-threatening electromagnetic interference.
- Do not use this product near auto-control equipment such as automatic doors or fire alarm equipment. Doing so may result in accidents due to malfunctioning.
- Immediately turn off the circuit breaker for the air conditioner / heat pump if there is an abnormal odor or sound, the unit is overheating, or smoke is emanating from the unit. There is a risk of fire or malfunction. Request an inspection by your dealer.
- Turn off the circuit breaker for the air conditioner / heat pump if the product was dropped or the case is damaged. There is a risk of fire or electric shock. Request an inspection by your dealer.
- Do not install the wireless LAN connection adapter in the plenum of the building. Doing so may result in fire.

⚠ CAUTION

- Do not install this product where gas leakage could be exposed to open flames. If the gas leaks and builds up around the product, it may catch fire.
- Touch a nearby metal object (doorknob, aluminum sash, etc.) to discharge static electricity from your body before touching this set. Static electricity from your body can damage this set.
- Grip the connector when disconnecting the connection cord from the outlet. Otherwise fire or electric shock can occur.
- Do not use where small children can get access. There is a risk of injury to small children.

- Do not use this product near a microwave oven. This can affect wireless LAN communications.

Accessories

Ⓐ Wireless LAN connection adaptor	1	Ⓑ Serial number sticker *1	1	Ⓒ Installation manual (multi-language)	1
Ⓓ Connection cord (1.6m) *2	1	Ⓔ Fastening tape	1	Ⓕ Mounting screw	2
Ⓖ Home automation printed-circuit board (HA PCB) *3	1	Ⓗ Harness (with ferrite core) *3	1	Ⓙ Harness (without ferrite core) *3	1

*1 Attach to the sticker attachment area on this document and keep safe.
*2 Do not use extension or other cords.
*3 Not used with air conditioners fitted with an S21 connector.

[About the SSID and KEY]

- The [SSID] and [KEY] shown on the Ⓑ serial number sticker are necessary when connecting the air conditioner and a smartphone via wireless LAN.

[Sticker attachment area]

Attach the Ⓑ serial number sticker to the sticker attachment area and keep safe.

Names of Parts

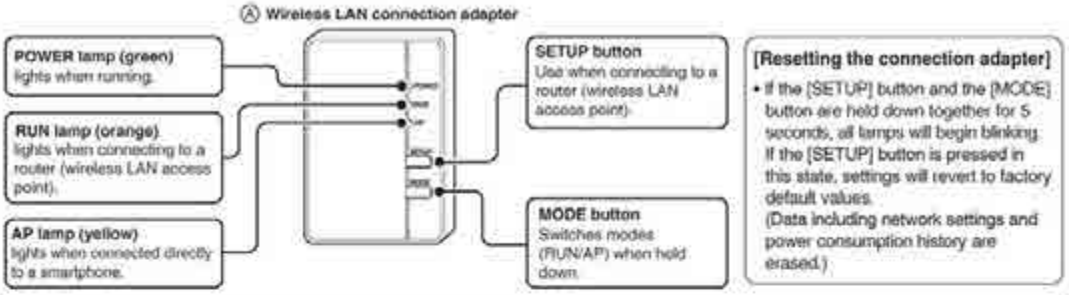

Installation Position

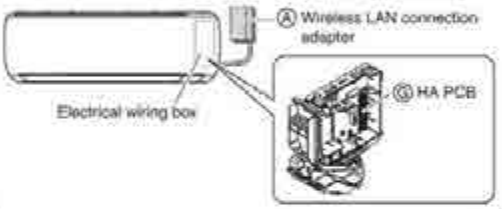

Wiring Outline

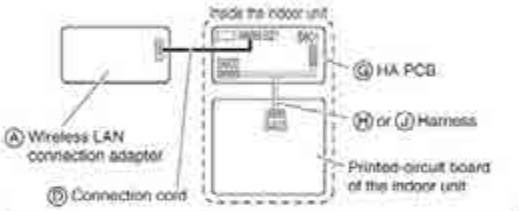

HA PCB Installation Procedure (1)

Type A model
Not fitted with an S21 connector (1 flap)

Type B model
Not fitted with an S21 connector (2 flaps)

Other models
Fitted with an S21 connector

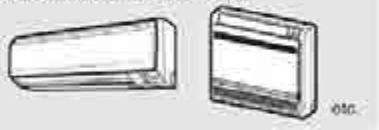

⚠ WARNING

Be sure to turn OFF the power at the time of installation work.
Touching any electric parts with the power turned ON may cause electric shock.

1. Remove the front panel, service lid, and front grille in accordance with the installation manual for the air conditioner.

2. Install the Ⓖ HA PCB.
Installation procedures for the Ⓖ HA PCB differ by model type.
Refer to the relevant section.

For Type A model ⇒ Proceed to "HA PCB Installation Procedure (2) Type A"

For Type B model ⇒ Proceed to "HA PCB Installation Procedure (2) Type B"

For Other models ⇒ Connect the Ⓓ connection cord to the S21 connector in accordance with the installation manual for the air conditioner.
(It is not necessary to install the Ⓖ HA PCB.) After making the connection, return the front grille, service lid, and front panel to their original positions.

HA PCB Installation Procedure (2) Type A

3. Remove the electrical wiring box cover.

• Disengage the hooks to remove the electrical wiring box cover.

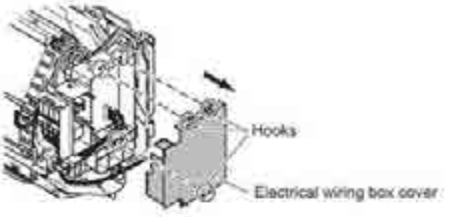

4. Remove the electrical wiring box (if necessary).

If there is workspace on the right-hand side of the indoor unit, the installation work can be conducted without removing the electrical wiring box. Connect the Ⓖ HA PCB without removing the electrical wiring box, if possible.

1) Disconnect the inter-unit wire.
2) Disconnect the fan motor connector (S200) and swing motor connector (S6).
3) Disconnect the thermistor and ground wire from the heat exchanger (2 screws).
(Some models may not have ground wire.)
4) Remove the mounting screw of the electrical wiring box (1 screw).

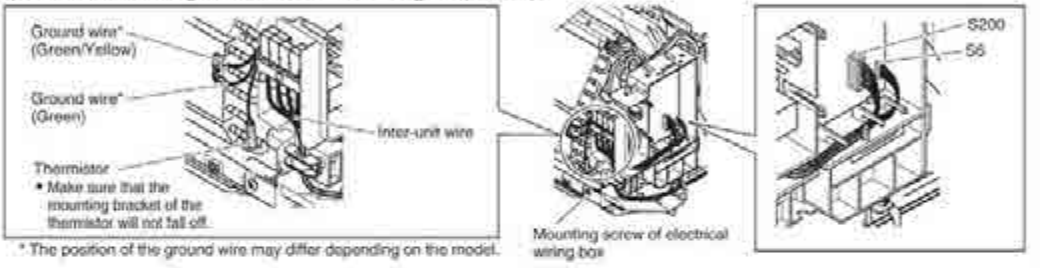

5. Install the HA PCB to the electrical wiring box.

1) Attach the Ⓗ harness (with ferrite core), by connecting it to the S601 and S602 connectors on the Ⓖ HA PCB. (See **Fig. 2**)
2) Insert the connector of the Ⓗ harness (with ferrite core) into the S403 connector on the electrical wiring box. (See **Fig. 2**)
3) Install the Ⓖ HA PCB to the electrical wiring box. (See **Fig. 2**)
4) Insert the Ⓓ connection cord into the S21 connector (white) on the Ⓖ HA PCB. (See **Fig. 3**)
• Insert the connector of the Ⓓ connection cord without the cord anchor. (See **Fig. 1**)
5) Route the Ⓓ connection cord as shown in the figure. (See **Fig. 3**)

Fig. 1

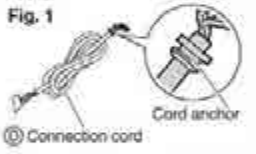

Fig. 2

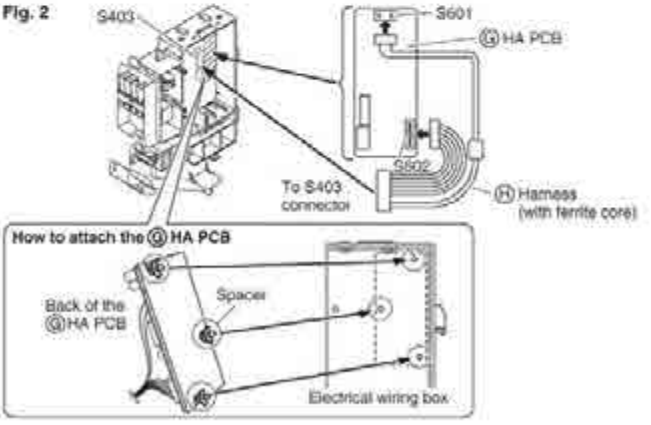

Fig. 3

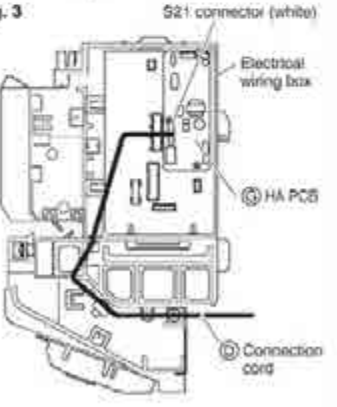

6. Return the electrical wiring box cover and electrical wiring box (if it was removed) to their original positions.

7. Return the front grille, service lid, and front panel to their original positions in accordance with the installation manual for the air conditioner.

HA PCB Installation Procedure (2) — Type B

3. Remove the electrical wiring box cover.

• Disengage the hooks to remove the electrical wiring box cover.

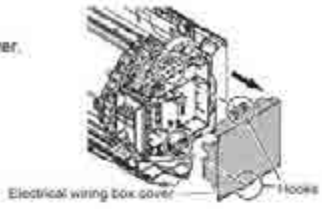

4. Remove the electrical wiring box (if necessary).

If there is workspace on the right-hand side of the indoor unit, the installation work can be conducted without removing the electrical wiring box. Connect the Ⓖ HA PCB without removing the electrical wiring box, if possible.

1) Disconnect the inter-unit wire.
2) Disconnect the fan motor connector (S200) and swing motor connector (S6).
3) Disconnect the thermistor and ground wire from the heat exchanger (2 screws).
(Some models may not have ground wire.)
4) Remove the mounting screw of the electrical wiring box (1 screw).

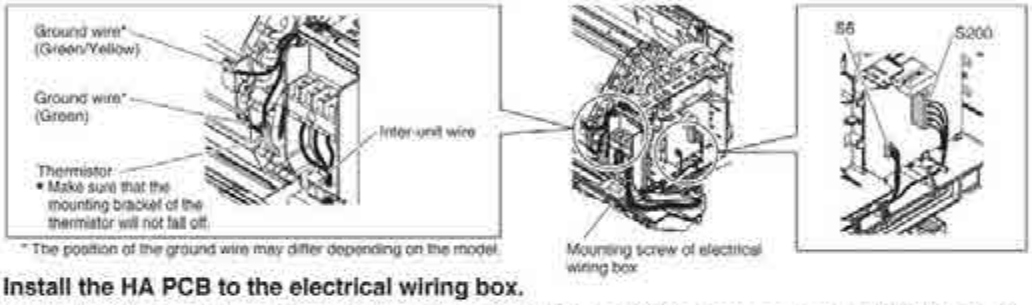

5. Install the HA PCB to the electrical wiring box.

1) Attach the Ⓙ harness (without ferrite core), by connecting it to the S601 and S602 connectors on the Ⓖ HA PCB. (See **Fig. 2**)
2) Insert the connector of the Ⓙ harness (without ferrite core) into the S403 connector on the electrical wiring box. (See **Fig. 2**)
3) Install the Ⓖ HA PCB to the electrical wiring box. (See **Fig. 2**)
4) Insert the Ⓓ connection cord into the S21 connector (white) on the Ⓖ HA PCB. (See **Fig. 3**)
• Insert the connector of the Ⓓ connection cord without the cord anchor. (See **Fig. 1**)
5) Route the Ⓓ connection cord as shown in the figure. (See **Fig. 3**)

Fig. 1

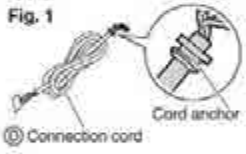

Fig. 2

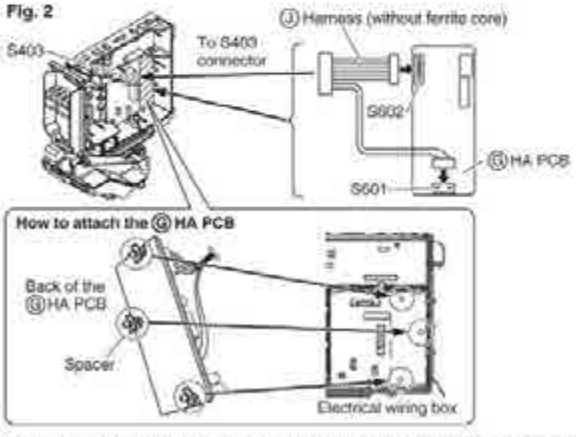

Fig. 3

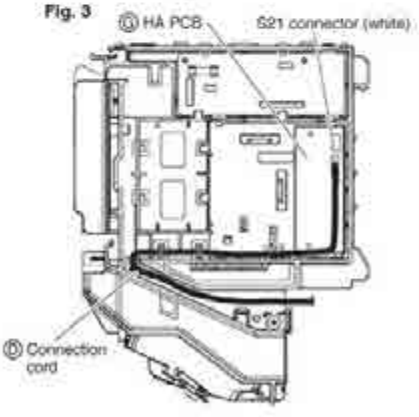

6. Return the electrical wiring box cover and electrical wiring box (if it was removed) to their original positions.

7. Return the front grille, service lid, and front panel to their original positions in accordance with the installation manual for the air conditioner.

4

Wireless LAN Connection Adapter Installation Procedure

All types

The following procedures are also applicable to air conditioners fitted with an S21 connector.

1. Remove the upper case of the Ⓐ wireless LAN connection adapter.

Press a slot-head screwdriver* into the dent between the upper and lower cases of the Ⓐ wireless LAN connection adapter to remove. (Be careful not to damage the case.)

* Use a slot-head screwdriver with a wide head (0.2 inches (5mm) or wider is recommended).

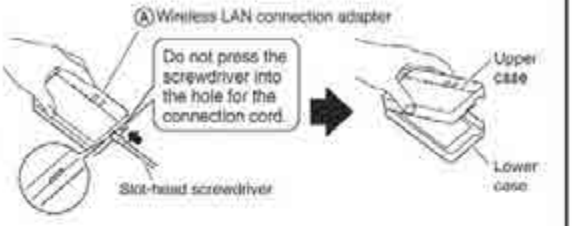

2. Attach the Ⓓ connection cord to the Ⓐ wireless LAN connection adapter.

1) Attach the connector of the Ⓓ connection cord.
2) Fasten the Ⓓ connection cord to the notch in the lower case of the Ⓐ wireless LAN connection adapter.

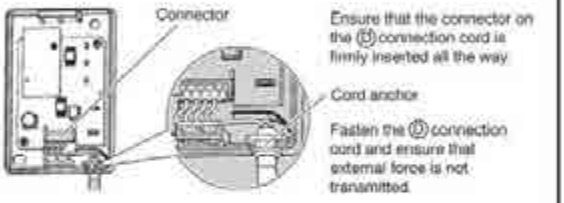

3. Install the lower case of the Ⓐ wireless LAN connection adapter to a wall, a pillar, or similar location.

- Install the lower case so as to allow the upper case to be easily removed for maintenance purposes.
- Do not install outdoors or anywhere it is likely to get wet.
- Do not install it near the sensor part of the indoor unit.

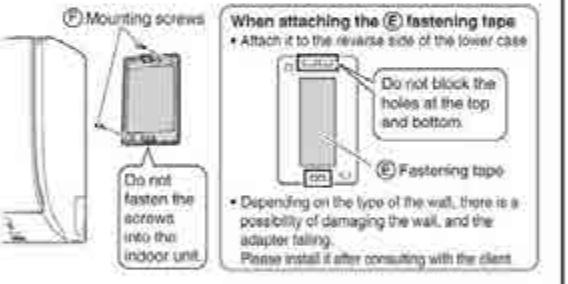

4. Return the adapter case to its original condition.

Close the adapter by hooking the top of the upper case on the top clip of the lower case.

5. Turn on the power supply, wait until the initialization is complete, and check that the [POWER] lamp of the Ⓐ wireless LAN connection adapter lights up.

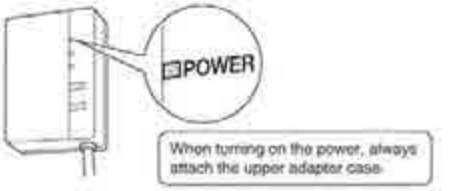

Preparation Before Configuring Connection Settings

All types

The customer is responsible for providing the following.

- Smartphone or tablet PC
  (Supported OS: Android 4.0.3 or later; iOS 7.0 or later.)
- Internet line and communicating device
  (Modem/router or a similar device)
- Wireless LAN access point
  (The corresponding channel for the wireless LAN connection adapter is 1-11.)
- [DAIKIN Mobile Controller] (No Cost)

Installation method of online controller

For Android Phones/Tablets	For iPhones/iPads
(1) Open the [Google Play]. (2) Search for [Daikin Comfort Control]. (3) Follow the directions on the screen to install.	(1) Open the [App Store]. (2) Search for [Daikin Comfort Control]. (3) Follow the directions on the screen to install.

Configuring Connection Settings (1)

All types

Check whether the router to be used supports WPS.

If WPS is supported ⇒ Proceed to Simple setup **If WPS is not supported** ⇒ Proceed to Advanced setup

Simple setup

1. Check that the [POWER] lamp is continuously lit and the [RUN] lamp is blinking.

- If the [POWER] lamp is lit and the [RUN] lamp is not lit, hold down the [MODE] button on the adapter for about 2 seconds to prompt the [RUN] lamp to begin blinking. (Blinking begins in about 30 seconds.)

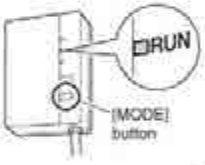

2. Press the [WPS] button on the router (wireless LAN access point).

- Operation procedures for the [WPS] button vary by router (wireless LAN access point). For details, refer to the instruction manual for the router.

3. Hold down the [SETUP] button on the adapter for about 2 seconds.

- The [RUN] lamp will begin to blink more rapidly, and will change to a continuous light once a connection between the router (wireless LAN access point) and the adapter has been established.
  If a connection fails to establish, repeat procedures from step 1 of "Simple setup".
  If a connection still cannot be established, follow the procedures in "Advanced setup".
  (In some cases, a connection cannot be established using the steps in "Simple setup" owing to compatibility issues.)

4. Connect the smartphone (tablet PC) and the router (wireless LAN access point).

- A connection can be established by opening the smartphone's Wi-Fi network list, selecting the [SSID] for the router and entering its password.

5. Tap the installed app [Daikin Comfort Control] to start it.

- If the connected air conditioner is listed in the units overview screen, setup is complete.
  If it is not listed, tap ↻ (refresh) in the top right corner of the units overview screen.

Note

- If an upgrade is available for your adapter, the notification icon "⊡" will be displayed on the units overview screen. Tap it to upgrade your firmware.

Configuring Connection Settings (2)

All types

Advanced setup • All steps are demonstrated using iOS.

1. Check that the [AP] lamp is lit (continuously).
If the [AP] lamp is not lit, hold down the [MODE] button on the adapter for about 2 seconds to prompt the [AP] lamp to light up (continuously). (Lights in about 10 seconds.)

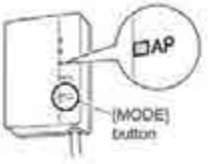

2. Connect the smartphone (tablet PC) directly with the adapter via wireless LAN.

- Open the smartphone's Wi-Fi network list, select the [SSID] (DaikinAP *****) shown on the Ⓑ serial number sticker, or the Ⓐ wireless LAN connection adapter, and then enter the [KEY].

3. Tap the installed app [Daikin Comfort Control] to start it.

4. Make the wireless connection settings.

(1) Tap [Configure the wireless connection].

(2) Select your home network from the list.

(3)
❶Enter the password.
❷Tap [Connect].

(4) Follow the on-screen instructions from here onward to complete setup.

(5) After implementing the setting above and the product and router (wireless LAN access point) are connected, the [RUN] lamp will light. If this blinks for 1 minute or longer, check the power to the router (wireless LAN access point), network name and the password and start again from the first procedure.

* To set the wireless connection manually, tap [Advanced network settings], turn off [Automatic IP address (DHCP)], fill in the required information for the Wi-Fi router, tap [✓] and then tap [Connect] on the wireless connection screen. Follow the on-screen instructions and then continue as in step (5).

5. Connect the smartphone (tablet PC) and the router (wireless LAN access point), and then start [Daikin Comfort Control].

- Refer to step 4 and step 5 of "Simple setup".

Troubleshooting

The following table provides brief descriptions of how to handle problems or uncertainties when you install the product or make connection settings. Check our website for details.

URL

http://daikincomfort.com/DuctlessWireless/FAQ

• FAQ can be viewed via smartphone (tablet PC). To access, please scan the 2D barcode.

When this happens	Explanation and where to check
[RUN] lamp does not light up (continuously).	The [RUN] lamp blinks. → Perform Simple setup or Advanced setup again. → Check that the [SSID] and password for the adapter are entered correctly. → Move the router (wireless LAN access point) closer to the adapter. → The smartphone or router (wireless LAN access point) in use may not be supported. Check our website for details.

After-sale Service

For inquiries concerning after-sale service, contact your dealer and advise them of the following details:

- Model name
- Date of installation
- Conditions at the time of failure (as precisely as possible)
- Your address, name, and telephone number

This telecommunication equipment is in compliance with FCC/IC requirements.

FCC CAUTION Changes or modifications not expressly approved by the party responsible for compliance could void the user's authority to operate the equipment.
This transmitter must not be co-located or operated in conjunction with any other antenna or transmitter.
This device complies with Part 15 of FCC Rules and Industry Canada license-exempt RSS standard(s). Operation is subject to the following two conditions: (1) this device may not cause interference, and (2) this device must accept any interference, including interference that may cause undesired operation of this device.
This equipment complies with FCC/IC radiation exposure limits set forth for an uncontrolled environment and meets the FCC radio frequency (RF) Exposure Guidelines and RSS-102 of the IC radio frequency (RF) Exposure rules. This equipment should be installed and operated keeping the radiator at least 8 inches (20cm) or more away from person's body.

Contains FCC ID:VPYLBYD
Contains IC: 772C-LBYD

3P427537-1A

2.4 <KRP413BB1S> Wiring Adaptor for Timer Clock / Remote Controller

Safety Precautions

- Read these safety precautions carefully before installing the unit, and be sure to install the unit properly.
- This manual classifies precautions to the user into the following two categories. These warnings and cautions are for your safety. Follow them.

⚠ WARNING	Faulty installation can result in death or serious injury.
⚠ CAUTION	Faulty installation can result in serious injury, damage to property, or other serious consequences.

- After installation is complete, test the unit to confirm that it is working properly, and instruct the owner its proper use.

⚠ WARNING

- Installation should be left to the dealer from whom you purchased the unit, or another qualified professionals.
- Install the unit securely according to the installation manual. Faulty installation may lead to electric shock or fire.
- Be sure to use the supplied or specified parts. Using other parts may lead to electric shock or fire.
- Install the unit securely in a location that will support its weight. If installed in a poor location or improperly installed, the unit may not work as intended.
- For electrical work, follow local electric standards and the installation manual. Faulty installation may lead to fire or electric shock.
- Do not bundle the power cord, or attempt to extend it by splicing it with another cord or by using an extension cord. Do not place any other load on the power circuit used for the unit. Improper wiring may lead to electric shock, heat generation or fire.
- Use dedicated wiring for all electrical connections, and be sure to arrange the wiring so that force applied to the wiring will not damage the terminals. Poor wiring or installation may cause electric shock, heat generation or fire.

⚠ CAUTION

- Before installation, unplug the air conditioner to ensure safety. Failure to do so may cause electric shock.
- Static electricity may damage electric components. Before connecting cables and communication lines, and operating the switches, be sure to discharge any electrical charge from your body (by, for example, touching the earth line).
- Do not install the unit in a location where it may be exposed to flammable gases. If gas leaks and build up around the unit, it may catch fire.
- Do not place the wiring close to the power cord, inter-unit cable, or pipes which generate noise. Treat the wiring with care.

1. Functions and Features

- On/Off setting
- Switching between Instantaneous Contact/Normal Contact
- Connection with five-room central controller (KRC72 for oversea model)
- Connection with fan coil remote controller
- Automatic reset after power failure
- Output of normal operation signals/malfunction signals

2. Field Wiring

For interconnecting wiring, use Daikin KDC100A12 cable (not supplied) or other similar cable. Use a vinyl-covered wire or cable with four conductors each with a thickness of 0.2 to 1.25 mm².

■ **Optional cable KDC100A12 (without connectors)**

Specifications: 0.2 mm² × 4 core (sheathed)
Outer diameter: ϕ5.3
Length: 100 m
Colour: Grey

Note : Keep any wiring for the control unit away from the power cord to prevent electrical noise.

Installation ①

1 Installation diagram

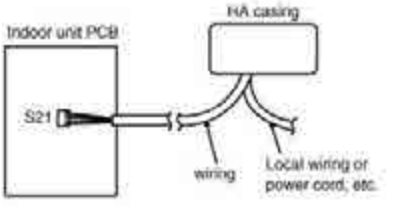

2 Components

①HA casing ASSY (Remote Control PCB is attached in the HA casing.)	②Wiring (approx. 0.8 m)
③Accessories Binding band (6 pcs.) • Screws for attaching to the wall (3 pcs.)	
④Installation manual	

Installation ②

Attaching HA Case ASSY

● Use the 3 supplied screws to attach the HA casing ASSY.

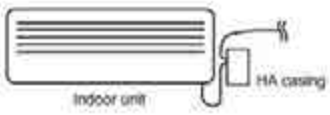

Install the HA casing ASSY as close to the indoor unit as possible.

① Removal of upper HA casing

(1) Insert a flat-blade screwdriver into the groove between the upper and lower HA casings.

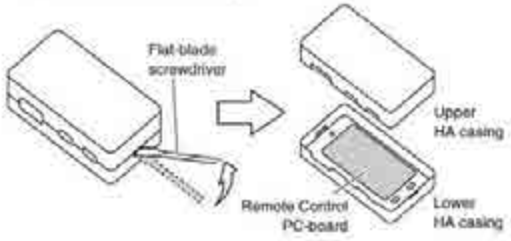

(2) Lift the handle of the screwdriver upward.

② Mount and secure the lower HA casing directly on the wall with the provided screws inserted into the screw holes (a round hole and two ellipse holes) of the casing.

NOTE Mount the HA casing in a direction where the wiring through-holes will be hidden in order to prevent infants from putting their fingers into the HA casing and the LED light on the internal PC-board from leaking outside.

③ After connecting the cables (refer to the following sections), replace the case front. Be careful not to damage the wiring in the case.

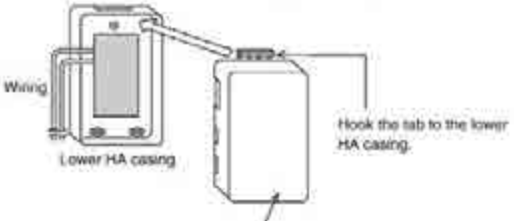

Press the lower part of the upper HA casing and press fit it onto the lower HA casing.
Press the upper HA casing precisely until a clicking sound is heard.

Wiring ①

1. Wiring

①Connect one end of the wiring to connector S21 of the PCB in the indoor unit.
②Connect the other end of the wiring to connector S6 of the Remote Control PCB.
③Connect field wiring according to the functions assigned to each connection terminal of the Remote Control PCB.
④Secure all wires.

1 Securing wires in the HA casing ASSY

① Connection of wiring

Connect the wiring to the connector terminals.

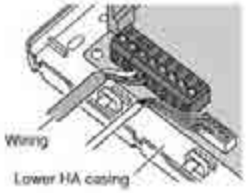

② Fixation of wiring

(1) Insert the provided binding band under the pillar of the HA casing and secure the covers of the wiring with the binding band.

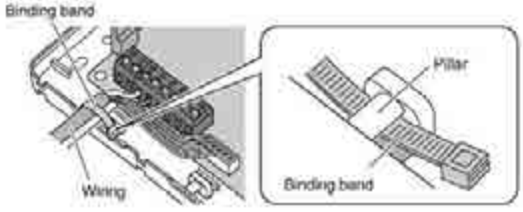

(2) Insert the second binding band into the groove on the side of the HA casing and fix the wiring securely so that the wiring will not be disconnected.

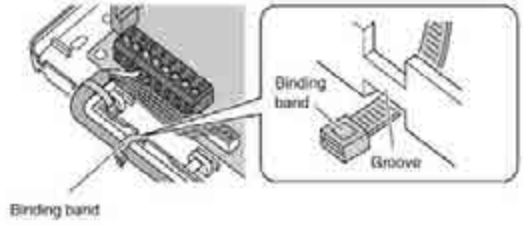

A large number of wires

Make a slit with an appropriate tool, such as a cutter knife, on the thin part of the upper HA casing along the frame. Then cut the part with an appropriate tool, such as a pair of nippers.

(NOTE) Cut off only the thin part required for wiring.

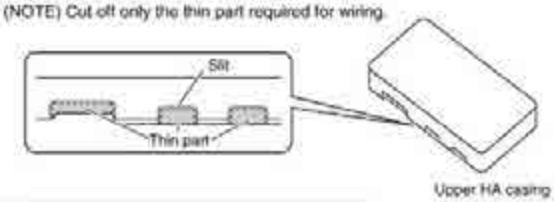

2 Securing wires in the indoor unit

● The method for securing wire varies depending on the model of the air conditioner. See your air conditioner installation manual for details.

4

Wiring ②

2. Automatic Reset After Power Failure

● This PCB stores the following data in the event of a power failure (the storage period is limitless).
①On/Off (see Note 1) ②Operation modes (see Note 2) ③Temperature setting
④Air flow rate ⑤On/Off status of remote controller
(Note 1 When SW1-2 is in Off mode, the unit will not be activated.)
(Note 2 The following settings apply to the models below.)

Mode before the power outage / Room air conditioner	COOLING	HEATING
Models with Humid heating and Reheating dehumidifying functions.	DRY COOLING	HUMID HEATING
Models with Reheating dehumidifying function		HEATING

(Note 3 Not all settings will be saved (e.g.; humidity or swing settings will not be saved)).

3. Monitor Signal Output (normal operation and malfunction)

● Maximum length of the wiring is 100 m. No external power supply is required.

1 Monitor signal output for LED

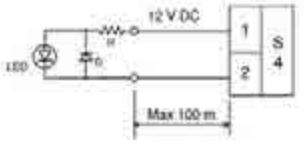

■ Locally procured parts

Item	Manufacturer	Type
LED	Rohm	SLR-342
D	Rohm	1SS133
R		510 ohm 1/4W

2 Monitor signal output (normal operation and malfunction)using external relay contacts

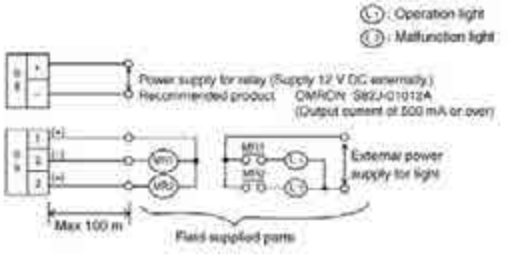

■ Field procured parts (Recommended external relay contacts)

Manufacturer	Type	Coil rated voltage	Coil resistance
Omron	MY relay	12 V DC	160 ohm ± 10%
Panasonic	HC relay	12 V DC	160 ohm ± 10%

4. Connection with Remote Controller

Example connections with three kinds of remote controllers are shown bellow.
Note: These connections cannot be used in combination.

1 Remote control with switch (field supply)

● Set SW1-1 to Off and select Operation Mode 1.

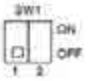

<Instantaneous Contact>

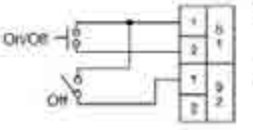

● The remote controller most recently used (local or air conditioner) takes precedence.
● Use a remote controller with a pulse width of 100 msec or more.

<Normal Contact>

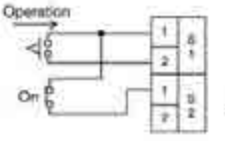

● Power On/Off cannot be controlled from the unit's remote controller. (Three beeps for signal reception will be heard continuously when the wireless remote controller is operated.)
● When power is restored after a power failure in this mode, On or Off is determined according to the current settings of the remote controller.

2 Five-room central controller (KRC72)

● Set SW1-1 to Off and select Operation Mode 1.
● The remote controller most recently used takes precedence.

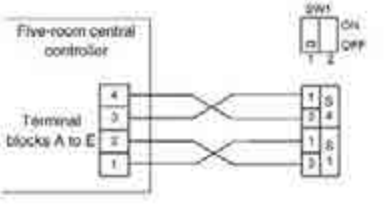

3 Fan coil remote controller

● Set SW1-1 to On and select Operation Mode 2.
● Most settings (power On/Off, air flow rate, mode change) cannot be made using the air conditioner's remote controller.
● When power is restored after a power failure in this mode, On or Off is determined according to the current settings of the remote controller.
● When the Cooling/Heating mode is changed, use the air conditioner's remote controller to adjust the temperature.

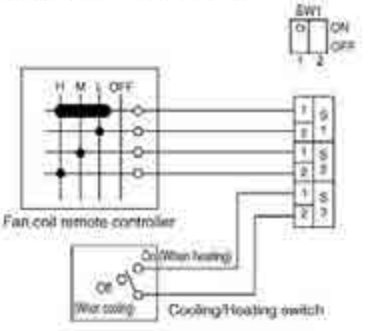

Test Operation and Confirmation

1. When the System is Not Working

- ☐ Is the air conditioner working properly?
- ☐ Are the connectors of the wiring properly connected?
- ☐ Are the remote controller and field wiring properly connected?
- ☐ Are all switch settings correct?
- ☐ If there is nothing apparently wrong, conduct a diagnostic check using the following procedure.

■ Diagnostic check

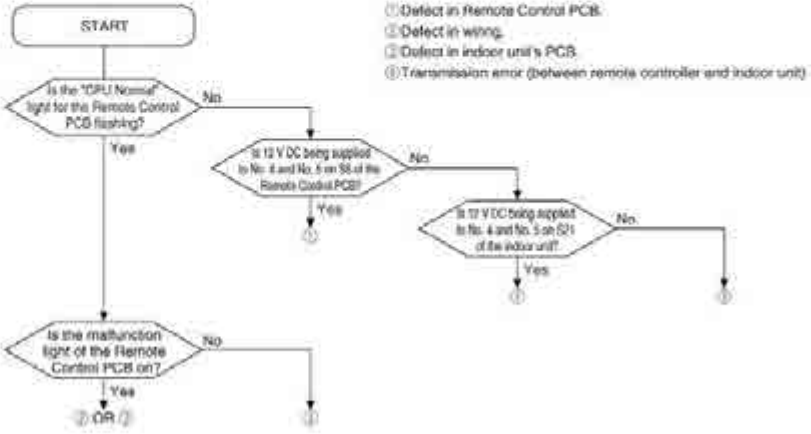

2. Switch Settings and Connection Terminals

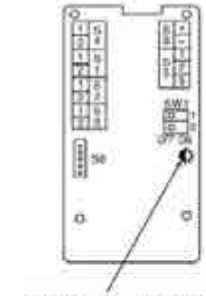

SW1-1	Selecting the operation mode	OFF	Operation mode 1 (Used with the exception of fan coil remote controller settings)	
		ON	Operation mode 2 (Used with fan coil remote controller settings)	
SW1-2	Selecting On/Off when power is restored after a power failure	OFF	Always Off	
		ON	Off if operation was in Off mode before power failure. On if operation was in On mode before power failure	
S1	SW1-1: OFF (Operation mode 1)	S1 (1) - S2 (1)	Instantaneous contact: OPEN	Normal contact: CLOSE
		S1 (1) - S1 (2)	Pulse input On/Off switching: OPEN, Not activated	CLOSE, Activated
		S2 (2), S3	Not used	
S2	SW1-1: ON (Operation mode 2)	S1, S2 OPEN	Not activated	
S3		S1 (1) - S1 (2) CLOSE	On, airflow: L tap	
		S1 (1) - S2 (1) CLOSE	On, airflow: M tap	
		S1 (1) - S2 (2) CLOSE	On, airflow: H tap	
		S3 (With the remote controller only)	OPEN: Cooling	
			CLOSE: Heating	
S4	(1) - (2)	Voltage on (12 V DC), normal operation light output		
S5	(1) - (2)	Normal operation light output (power for light required)		
	(1) - (3)	Malfunction light output (power for light required)		
S6 connector		Connect with connector S21 on the PCB of the indoor unit		
S8	(+) - (-)	Relay 12 V DC power supply terminal (Field supplied parts)		

3P248024-2G

2.5 <DCS302C71> Central Remote Controller

2.5.1 Installation Manual

Please read these "SAFETY CONSIDERATIONS" carefully before installing air conditioning equipment and be sure to install it correctly. After completing the installation, make sure that the unit operates properly during the start-up operation.
Please instruct the customer on how to operate the unit and keep it maintained.
Also, inform customers that they should store this installation manual along with the operation manual for future reference.
This air conditioner comes under the term "appliances not accessible to the general public".

Meaning of warning, caution and note symbols

⚠ WARNING — Indication a potentially hazardous situation which, if not avoided, could result in death or serious injury.
⚠ CAUTION — Indication a potentially hazardous situation which, if not avoided, may result in minor or moderate injury. It may also be used to alert against unsafe practices.
⚠ NOTE — Indication situation that may result in equipment or property-damage-only accidents.

⚠WARNING

Ask your dealer or qualified personnel to carry out installation work. Do not try to install the machine by yourself.
Improper installation may result in water leakage, electric shocks or fire.

Perform installation work in accordance with this installation manual.
Improper installation may result in water leakage, electric shocks or fire.

Be sure to use only the specified accessories and parts for installation work.
Failure to use the specified parts may result in water leakage, electric shocks, fire or the unit falling.

Carry out the specified installation work after taking into account strong winds, typhoons or earthquakes.
Improper installation work may result in the equipment falling and causing accidents.

Make sure that a separate power supply circuit is provided for this unit and that all electrical work is carried out by qualified personnel according to local laws and regulations and this installation manual.
An insufficient power supply capacity or improper electrical construction may lead to electric shocks or fire.

Make sure that all wiring is secured, the specified wires are used, and no external forces act on the terminal connections or wires.
Improper connections or installation may result in fire.

When wiring the power supply and connecting the remote controller wiring and transmission wiring, position the wires so that the electric parts box lid can be securely fastened.
Improper positioning of the electric parts box lid may result in electric shocks, fire or the terminals overheating.

Before touching electrical parts, turn off the unit.

Ground the air conditioner. Do not connect the ground wire to gas or water pipes, lightning rod or a telephone ground wire.
Incomplete grounding may result in electric shocks.

When installing or relocating the system, be sure to keep the refrigerant circuit free from substances other than the specified refrigerant (R410A), such as air.

Do not reconstruct or change the settings of the protection devices.
If the pressure switch, thermal switch, or other protection device is shorted and operated forcibly, or parts other than those specified by Daikin are used, fire or explosion may result.

Do not touch the switch with wet fingers.
Touching a switch with wet fingers can cause electric shock.

Install an leak circuit breaker, as required.
If an leak circuit breaker is not installed, electric shock may result.

Do not install the air conditioner or the remote controller in the following locations:
(a) where a mineral oil mist or an oil spray or vapor is produced, for example in a kitchen
Plastic parts may deteriorate and fall off or result in water leakage.
(b) where corrosive gas, such as sulfurous acid gas, is produced
Corroding copper pipes or soldered parts may result in refrigerant leakage.
(c) near machinery emitting electromagnetic waves.
Electromagnetic waves may disturb the operation of the control system and result in a malfunction of the equipment.
(d) where flammable gases may leak, where there are carbon fiber or ignitable dust suspensions in the air, or where volatile flammables such as thinner or gasoline are handled.
Operating the unit in such conditions may result in fire.

⚠CAUTION

Be very careful about product transportation.

Safely dispose of the packing materials.
Packing materials, such as nails and other metal or wooden parts, may cause stabs or other injuries.
Tear apart and throw away plastic packaging bags so that children will not play with them. If children play with a plastic bag which was not torn apart, they face the risk of suffocation.

Do not turn off the power immediately after stopping operation.
Always wait at least five minutes before turning off the power. Otherwise, water leakage and trouble may occur.

⚠NOTE

Install the indoor and outdoor units, power supply wiring and connecting wires at least 3.5ft. away from televisions or radios in order to prevent image interference or noise.
(Depending on the radio waves, a distance of 3.5ft. may not be sufficient enough to eliminate the noise.)

Remote controller (wireless kit) transmitting distance can result shorter than expected in rooms with electronic fluorescent lamps.(Inverter or rapid start types)
Install the indoor unit as far away from fluorescent lamps as possible.

This unit is a class A product.
In a domestic environment this product may cause radio interference in which case the user may be required to take adequate measures.

Dismantling of the unit, treatment of the refrigerant, oil and eventual other parts, should be done in accordance with the relevant local and national regulations.

❶ COMPONENTS

Check the following components are included in this optional accessory before installation.

Installation screw (M4 x 16)	4
Operation manual	1
Installation manual	1
Installation table	1

Body

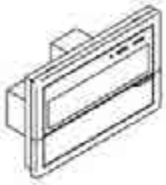

When using this optional accessory an electric parts box of KJB311A is required.
For installation, a steel electric parts box to be embedded is mandatory.

❷ SYSTEM CONFIGURATION

With the central remote controller, unified operation/stop is possible with up to a maximum 64 groups of indoor units.
When using 2 central remote controllers, unified operation is possible with up to a maximum 128 groups.
With this optional accessory, setting of control modes including operation, stop, operation controlled by timer, and ON/OFF control possible/impossible by remote controller can be set individually by zones while it enables to control and display the operation state such as set temperature.
It can be connected with the external key system, host computer monitor panel, etc., through forced OFF input (no-voltage normally open contactor).
A zone is a one or more groups together. In general, the same settings are used throughout a zone.

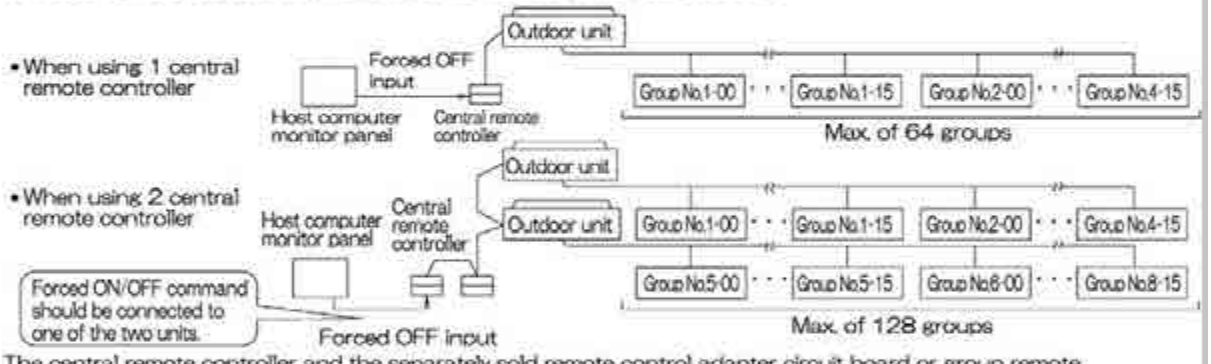

The central remote controller and the separately sold remote control adapter circuit board or group remote control adapter cannot be used together. See the D-BACS design guide for details.

❸ INSTALLATION

(1) Open the upper part of remote controller.
Insert a ⊖ screwdriver (2 locations) into the recess between the upper part and the lower part of remote controller and twist the screwdriver lightly.

PC board is attached with both the upper and lower part of remote controller. Do not damage the board with the screwdriver.

(2) Open the upper part of remote controller and install the Electric parts box with the attached installation screws (M4 x 16).

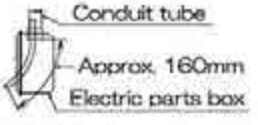

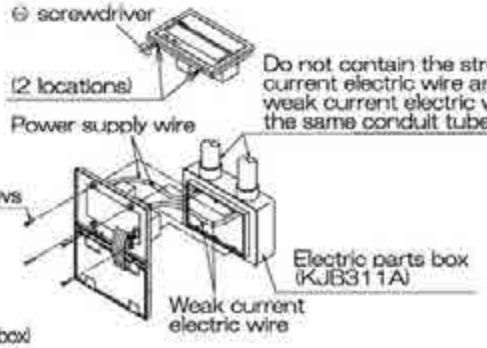

NOTE) Suitable length of the electric wire is about 160mm. (from electric parts box)
If it is difficult to contain a long wiring, strip the sheathed part of the wiring.

❹ INITIAL SETTING

Setting (1) through (3) are initialized when power is turned ON, therefore complete settings BEFORE activating the power. (The positions of connectors and switches used for settings in this section are shown in Fig. 1.)

(1) Connector for setting master controller (X1A) (Provided with connector at factory set)

- When using only 1 central remote controller, do not disconnect the connector for setting master controller. (Use the unit with the connector in the state in which it was delivered.)
- When using multiple central remote controllers, or using the central remote controller in conjunction with the optional controllers for centralized control, makes settings as indicated in the below table.

Pattern of connection of optional controllers for centralized control			Connector for setting master controller (X1A) Setting, Removed		
Central remote controller	Unified ON/OFF controller	Schedule timer	Central remote controller	Unified ON/OFF controller	Schedule timer
1 to 4	1 to 16	1	Set one to "Used" and all the rest to "Not used"	Set all to "Not used"	"Not used"
		1			"Not used"

(Remove all the connectors for the central remote controller, the on/off controller, and the schedule timer when using the unit together with the Ve-UP controller, the master station II, the DMS interface, the payment management unit, or the parallel interface station.)

(2) Address setting

Two central remote controllers can be used as shown in ❷ SYSTEM CONFIGURATION, to control anywhere up to a max. 128 groups of indoor units. In this case, group address must be set. This is done with the switch for setting each address (SS3).

SS3 setting	Indoor unit address
SETTING EACH ADDRESS 5-00 ~ 8-15	To control indoor units from group Nos. 1-00 through 4-15

SS3 setting	Indoor unit address
SETTING EACH ADDRESS 5-00 ~ 8-15	To control indoor units from group Nos. 5-00 through 8-15

(3) MAIN/SUB changeover switch setting

With two central remote controllers, centralized control (indoor units) is possible from different locations. In this kind of set-up, it is necessary to set the MAIN/SUB changeover switch.



One of the two central remote controllers (1) , (2) is set to "MAIN" while the other is set to "SUB".

(4) Setting of the sequential operation function

The central remote controller is equipped with a sequential operation function that sequentially turns indoor units on in 2-second intervals during unified operation. (Sequential operation is factory set to "ON.") To switch sequential operation ON or OFF, set as follows.

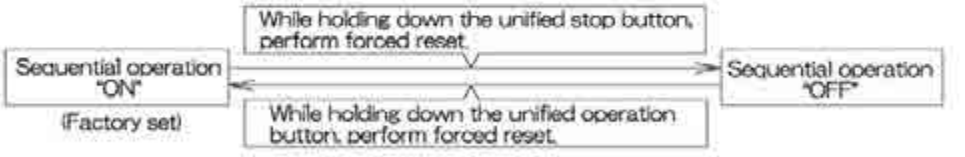

NOTE: The sequential operation function is designed to reduce the load on the power supply equipment, but does not guarantee that compressors will not be started simultaneously. You cannot therefore count on a capacity reduction effect by power supply equipment breaker selection.

(5) Forced reset switch

When changing the setting of the connector for setting master controller, etc., you can reset simply by setting it to the reset side once and returning to the normal side, without turning the power OFF.
(For normal operation, set the switch to the normal side.)

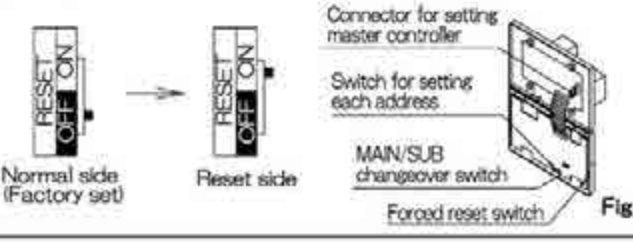

Fig. 1

5 ELECTRIC WIRING

WIRING OUTLINE

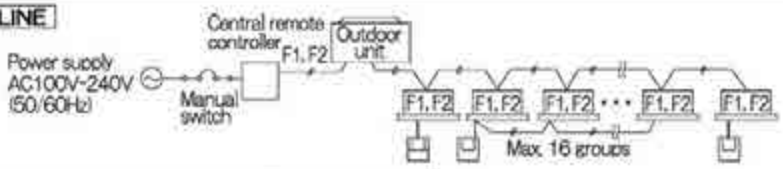

WIRING TO THE INDOOR UNIT AND OUTDOOR UNIT

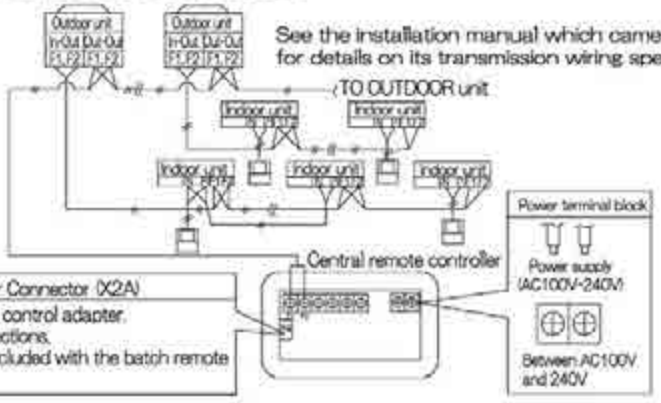

See the installation manual which came with the air conditioner for details on its transmission wiring specifications.

Batch remote control adapter Connector (X2A)

Separately sold batch remote control adapter.
Used for DCS302A72 connections.
See the instruction manual included with the batch remote control adapter for details.

Wiring specifications

Power supply wiring	2mm²
Transmission wiring for control	0.75 – 1.25 mm² sheathed vinyl cord or cable (balanced type) – maximum length 1000 m (total overall wiring length 2000 m)
Manual switch	10A or 15A

Wire the indoor units to the outdoor units and between all power, indoor units, and remote controllers. See the instruction manual included with the indoor and outdoor units for details.

CONTROL TERMINAL STRIP

*1 For connecting indoor unit (F1, F2)

*2 Forced OFF input (T1, T2)
None of the indoor units connected to the forced OFF input contact (non-voltage contact with minimal current) willoperate when it is shut off.
Use only contactors which guarantee the minimum applicable load DC 16V, 10mA.

NOTE) Use instantaneous contactor of over 200m sec. energizing time, when necessary.

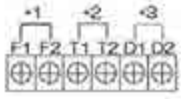

*3 For schedule timer (D1, D2)
Power can be supplied to the schedule timer (DST301B61) separately sold. For details, refer to the installationmanual of the schedule timer.

Wire *2 and *3 only when necessary.

(NOTE)
Do not connect the power supply wiring (100 to 240V) to the control terminal strip. If connected by mistake, it may damage or burn electrical parts of optional controllers for centralized control and indoor unit. It may result in serious danger. Be sure to check wirings before turning the power ON.

4

⑥ SETTING GROUP NO. FOR CENTRALIZED CONTROL

Set the group number of each group of the indoor unit from the remote controller. (In case of no remote controller, also connect the remote controller and set the group No. Then, remove the remote controller.)

(1) Turn ON the power of the indoor unit and central remote controller.
(Unless the power is ON, no setting can be made.)
Check that the installation and electrical wiring are correct before turning the power supply ON.
(When the power supply is turned ON, all LCD appear once and the unit may not accept the operation for about one minute with the display of "88".)

(2) While in the normal mode, hold down the " [ ] " button for a minimum of 4 seconds.
The remote controller will enter the FIELD SET MODE.

(3) Select the MODE No. "00" with the " [ ] " button.

(4) Use the " [ ] " button to select the group No. for each group.
(Group numbers increase in the order of 1-00,1-01,..1-15, 2-00,..8-15.)

(5) Press " [ ] " to set the selected group No.

(6) Press " [ ] " to return to the NORMAL MODE.

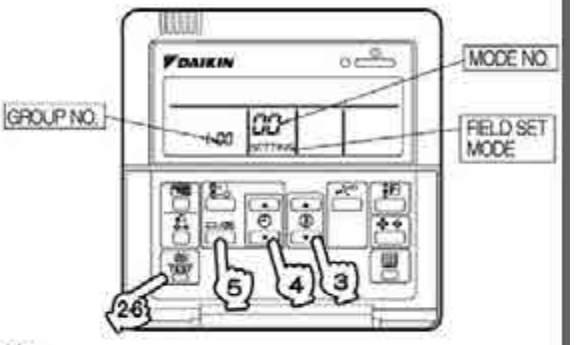

NOTES)
- For simplified remote controller, see the installation table.
- See the instruction manuals which came with the Ventilair and adapters (i.e., multi-purpose adapters) for details on their Group No. settings.

NOTICE Enter the group No. and installation place of the indoor unit into the installation table in the operation manual. Be sure to keep the operation manual for maintenance.

⑦ TEST OPERATION (Perform a test operation in the individual screen before registering zones.)

Before starting test operation, check that the power is supplied to the indoor and outdoor units, and central remote controller.

(1) Select the display "INDIVIDUALLY"
Press " [ ] " button to display "INDIVIDUALLY"

(2) Select the group to be tested.
Select the group No. with " [ ] " " [ ] " " [ ] " " [ ] " button.

(3) Press " [ ] " button to select the test operation mode.
" TEST " is displayed.
" [ ] " is displayed on the remote controller.

(4) Press " [ ] " button within 10 seconds after entering into the test operation mode.
Operation the unit for 30 minutes.
When pressing the " [ ] " button, the unit stops operating.

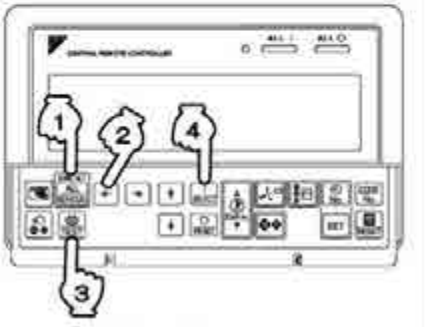

If the operation lamp flashes, it indicates a malfunction.
Call the group of flashing display, confirm malfunction code, and check the source of malfunction.
(The operation manual lists all error codes, so refer to it.)

NOTES
- For test operation, refer to the installation manual of the outdoor unit.
- After turning the power supply ON, if the unit does not accept operation for two minutes or more with the display of "88", check the following points.
  - Check that setting of the connector for setting master controller is correct.
  - Check that the group No. for centralized control has been set.

1P124687-1A

2.5.2 Operation Manual

BEFORE USE

■ GENERAL DESCRIPTION OF SYSTEM

This central remote controller can monitor and control up to 64 indoor unit groups.
Using two central remote controllers allows monitoring and controlling of up to 128 indoor unit groups.

Main Functions

1. Batch starting and stopping of indoor units connected to the central remote controller.
2. Handling of operation settings such as start/stop, timer operation, remote controller prohibition/permission, etc., and operation status settings such as temperature.
3. Operation status monitoring of operation mode, set temperature, etc.
4. Can be connected to an external central monitor panel and key system using the forced stop input (non-voltage a connector).

• When using 1 central remote controller

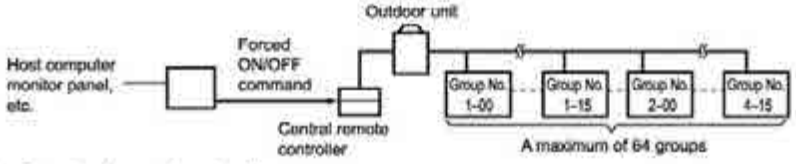

• When using 2 central remote controllers

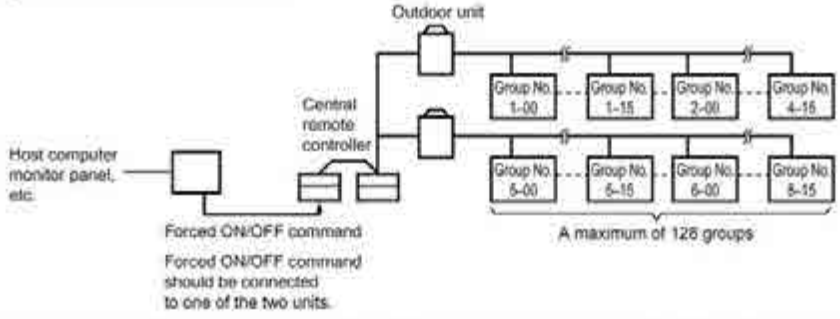

(The central remote controller and the separately sold remote control adapter circuit board or group remote control adapter cannot be used together.)

* GROUP OF INDOOR UNIT refers to the below.

1. A single indoor unit without remote controller

1. A single indoor unit without remote controller

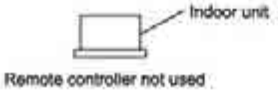

2. A single indoor unit controlled by one or two remote controllers



3. Maximum of 16 indoor units, group-controlled by one or two remote controllers

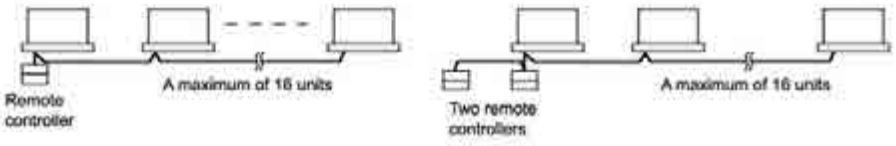

1

• Zone control from the central remote controller
Zone control is available from the central remote controller. With it, it is possible to make unified settings for multiple groups, so setting operations are greatly simplified.

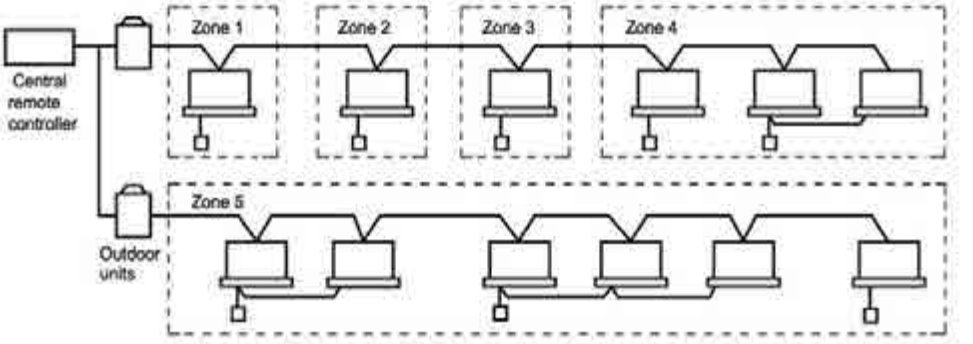

- Any setting you make within a given zone will apply to all groups in the said zone.
- A maximum of 64 zones can be set from a single central remote controller. (Each zone contains a maximum of 64 groups.)
- Zones can be set randomly from the central remote controller.

SAFETY CONSIDERATIONS

Please read these "SAFETY CONSIDERATIONS" carefully before installing air conditioning equipment and be sure to install it correctly.
After completing the installation, make sure that the unit operates properly during the start-up operation.
Please instruct the customer on how to operate the unit and keep it maintained.
Also, inform customers that they should store this installation manual along with the operation manual for future reference.
This air conditioner comes under the term "appliances not accessible to the general public".

Meaning of danger, warning, caution and note symbols.

⚠ **DANGER** ..... Indicates an imminently hazardous situation which, if not avoided, will result in death or serious injury.

⚠ **WARNING** .... Indicates a potentially hazardous situation which, if not avoided, could result in death or serious injury.

⚠ **CAUTION** .... Indicates a potentially hazardous situation which, if not avoided, may result in minor or moderate injury. It may also be used to alert against unsafe practices.

⚠ **NOTE** ..... Indicates situation that may result in equipment or property-damage-only accidents.

Keep these warning sheets handy so that you can refer to them if needed.
Also, if this equipment is transferred to a new user, make sure to hand over this operation manual to the new user.

⚠ DANGER

- **Any abnormalities in the operation of the air conditioner such as smoke or fire could result in severe injury or death.** Turn off the power and contact your dealer immediately for instructions.
- **Do not install the unit in an area where flammable materials are present due to risk of explosion resulting in serious injury or death.**
- **Safely dispose of the packing materials.** Packing materials, such as nails and other metal or wooden parts, may cause stabs or other injuries. Tear apart and throw away plastic packaging bags so that children will not play with them. Children playing with plastic bags face the danger of death due to suffocation.

⚠ WARNING

- **Ask your dealer for installation of the air conditioner.** Incomplete installation performed by yourself may result in a water leakage, electric shock, and fire.
- **Ask your dealer for improvement, repair, and maintenance.** Incomplete improvement, repair, and maintenance may result in a water leakage, electric shock, and fire.
- **Improper installation or attachment of equipment or accessories could result in electric shock, short-circuit, leaks, fire or other damage to the equipment. Be sure only to use accessories made by Daikin which are specifically designed for use with the equipment and have them installed by a professional.**
- **Ask your dealer to move and reinstall the air conditioner or the remote controller.** Incomplete installation may result in a water leakage, electric shock, and fire.
- **Never let the indoor unit or the remote controller get wet.** It may cause an electric shock or a fire.

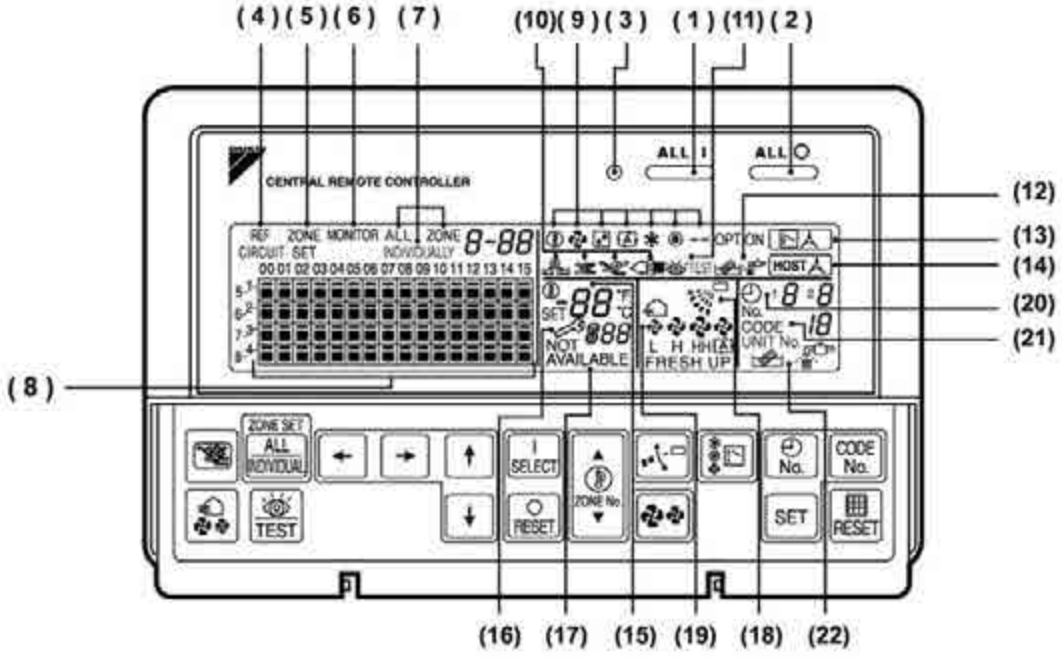

Fig. 1

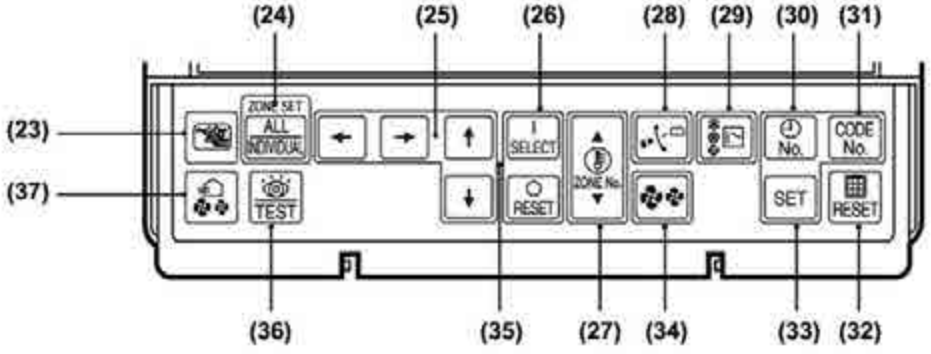

Fig. 2

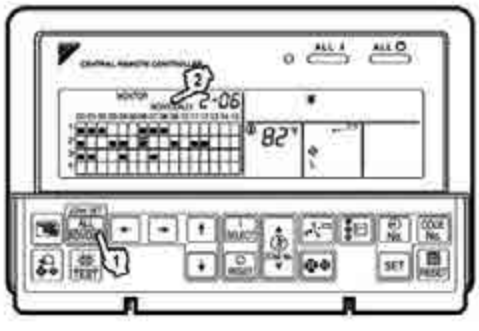

Fig. 3

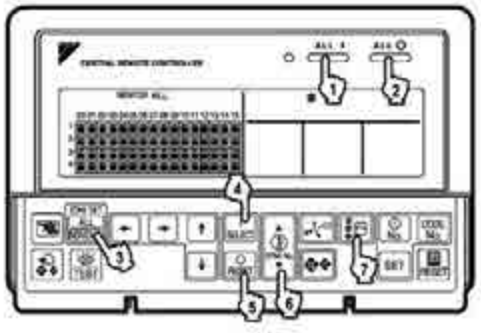

Fig. 4

3

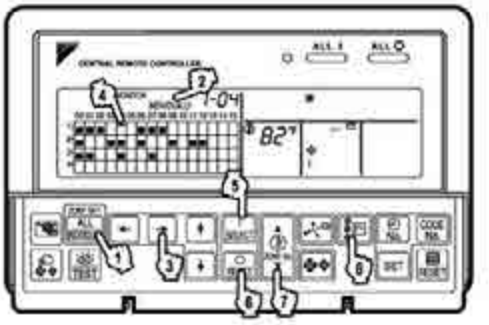

Fig. 5

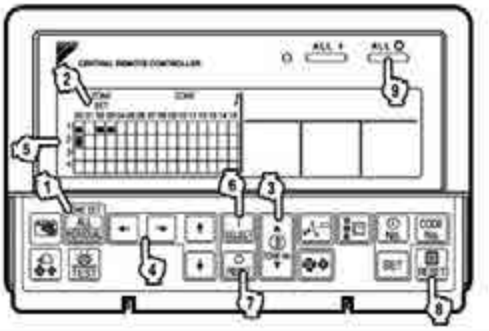

Fig. 6

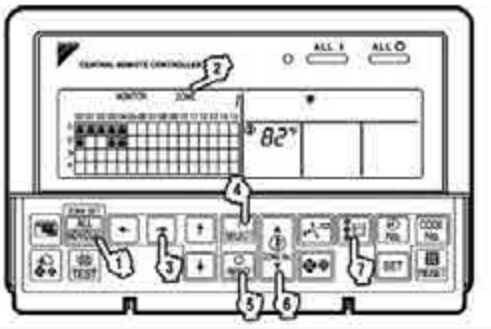

Fig. 7

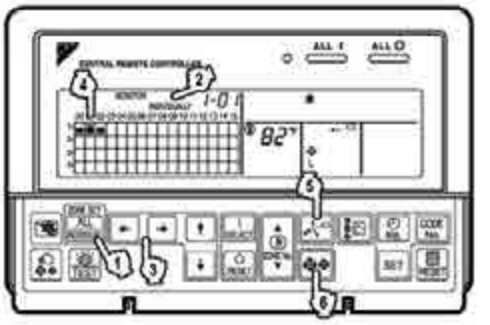

Fig. 8

4

- **Never use flammable spray such as hair spray, lacquer or paint near the unit.**
  It may cause a fire.
- **Do not allow children to play on or around the unit as they could be injured.**
- **Never replace a fuse with that of wrong ampere ratings or other wires when a fuse blows out.**
  Use of wire or copper wire may cause the unit to break down or cause a fire.
- **Never inspect or service the unit by yourself.**
  Ask a qualified service person to perform this work.
- **Cut off all electric waves before maintenance.**
- **Do not wash the air conditioner or the remote controller with excessive water.**
  Electric shock or fire may result.
- **Do not touch the switch with wet fingers.**
  Touching a switch with wet fingers can cause electric shock.
- **Never touch the internal parts of the controller.**
  Do not remove the front panel because some parts inside are dangerous to touch. In addition, some parts may be damaged by touching. For checking and adjusting internal parts, contact your dealer.
- **Check the unit stand for damage on a continuous basis, especially if it had been in use for a long time.**
  If left in a damaged condition the unit may fall and cause injury.
- **Placing a flower vase or other containers with water or other liquids on the unit could result in a shock hazard or fire if a spill occurs.**

⚠ CAUTION

- **Avoid placing the controller in a spot splashed with water.**
  Water coming inside the machine may cause an electric leak or may damage the internal electronic parts.
- **Do not operate the air conditioner when using a room fumigation - type insecticide.**
  Failure to observe could cause the chemicals to become deposited in the unit, which could endanger the health of those who are hypersensitive to chemicals.
- **Do not turn off the power immediately after stopping operation.**
  Always wait at least five minutes before turning off the power. Otherwise, water leakage and trouble may occur.
- **The appliance is not intended for use by young children or infirm persons without supervision.**
- **The remote controller should be installed in such a way that children cannot play with it.**

⚠ NOTE

- **Never press the button of the remote controller with a hard, pointed object.**
  The remote controller may be damaged.
- **Never pull or twist the electric wire of the remote controller.**
  It may cause the unit to malfunction.
- **Do not place the controller exposed to direct sunlight.**
  The LCD display may get discolored, failing to display the data.
- **Do not wipe the controller operation panel with benzine, thinner, chemical dustcloth, etc.**
  The panel may get discolored or the coating peeled off. If it is heavily dirty, soak a cloth in water-diluted neutral detergent, squeeze it well and wipe the panel clean. And wipe it with another dry cloth.
- **Dismantling of the unit, treatment of the refrigerant, oil and eventual other parts, should be done in accordance with the relevant local and national regulations.**

4

CONTENTS

BEFORE USE 1
GENERAL DESCRIPTION OF SYSTEM 1
SAFETY CONSIDERATIONS 2
FEATURES AND FUNCTIONS 6
NAMES AND FUNCTIONS OF THE OPERATING SECTION 7
OPERATION 8
Individual screen, all screen, zone screen 8
Batch operation and stop method 9
Group operation and stop method 9
Registering zones 9
Zone operation and stop method 10
Changing the fan direction and fan strength 11
Changing the ventilation mode and ventilation strength 11
Timer Number Setting 11
Setting the Operation Code 12
OPERATION MODE 13
Setting operation mode 16
Group monitoring 16
Error diagnosing function 17
Setting master remote controller 20
Display of time to clean 21
INSTALLATION TABLE 22
OPTIONAL ACCESSORIES 23
DOUBLE CENTRAL REMOTE CONTROLLERS 23
SPECIFICATIONS 24
Specifications 24
Outline drawings 24

Fig. 1, 2, 3, 4 3
Fig. 5, 6, 7, 8 4
Fig. 9, 10, 11, 12 25
Fig. 13, 14, 15, 16 26

FEATURES AND FUNCTIONS

■ Operation menu
This central remote controller can operate and stop machines by either group or zone.
Batch operation and batch stop functions are also available. When used in combination with the schedule timer (optional accessory), timer operation and stop functions are available.

See page 8—12.

■ Various operation modes.
You can operate the system from both this unit and the remote controller, so to enable various operation control patterns. Twenty different operation modes are available including five operation patterns:

1. Start/stop:	remote controller prohibition, remote controller stop-only permission, central priority, after-press priority, remote controller permission timer
2. Operation modes:	remote controller prohibition, remote controller permission
3. Set temperature:	remote controller prohibition, remote controller permission

See page 13—15.

■ Zone control for simpler setting procedures
You can control a maximum of 64 groups of indoor units by using this central remote controller. You don't have to repeat the same setting operations by group because you can make each of the following settings by zone.
A functions is available for setting all groups in one batch.

- Operation mode
- Control mode
- Setting temperature
- Programming time No. (Used in conjunction with the schedule timer)

See page 8—16.

■ Monitoring all indoor unit information
The following information can be displayed by group.

- Operation information such as operation mode, set temperature, etc., for indoor units
- Maintenance information such as cleaning signs for filters or elements
- Error codes and other malfunction diagnosis information

See page 16—21.

■ Function of refrigerant system display
This display helps you understand, at a glance, the indoor units sharing the same outdoor unit and the particular indoor unit among them that is set as the master remote controller.

See page 20.

- Room air conditioners and multi-purpose air conditioners may also be connected by using separately-sold adapter boards.
This may limit functionality, so consult the manuals that come with each adapter board.

NAMES AND FUNCTIONS OF THE OPERATING SECTION (Fig. 1, 2)

1	**UNIFIED OPERATION BUTTON**
	Press to operate all indoor units.
2	**UNIFIED STOP BUTTON**
	Press to stop all indoor units.
3	**OPERATION LAMP (RED)**
	Lit white any of the indoor units under control is in operation.
4	**" REF CIRCUIT " DISPLAY (REFRIGERANT SYSTEM DISPLAY)**
	This indication in the square is lit while the refrigerant system is being displayed.
5	**" ZONE SET " DISPLAY (ZONE SETTING)**
	The lamp is lit while setting zones.
6	**" MONITOR " DISPLAY (OPERATION MONITOR)**
	The lamp is lit while operation is being monitored.
7	**" ALL " " ZONE " " INDIVIDUALLY " DISPLAY**
	The status displays indicates either batch functions or which zone or individual unit (or group) are being used.
8	**OPERATION MONITOR**
	Each square displays the state corresponding to each group.
9	**" " " " " " " " " " " " DISPLAY (OPERATION MODE)**
	Displays operating state.
10	**" " " " " " " " DISPLAY (VENTILATION CLEANING DISPLAY)**
	This is displayed when a Ventiair total enthalpy heat exchanger unit or other such unit is connected.
11	**" TEST " DISPLAY (INSPECTION/TEST)**
	Pressing the maintenance/test run button (for service) displays this. This button should not normally be used.
12	**" " DISPLAY (TIME TO CLEAN)**
	It lights up when any individual unit (group) has reached the time for the filter or element to be cleaned.
13	**" " DISPLAY (COOLING/HEATING SELECTION PRIVILEGE NOT SHOWN)**
	For zones or individual units (groups) for which this is displayed, cooling and heating cannot be selected.
14	**" HOST " DISPLAY (UNDER HOST COMPUTER INTEGRATED CONTROL)**
	While this display is lit up, no settings can be made. It lights up when the upper central machines are present on the same air conditioning network.
15	**" SET 88 " DISPLAY (PRESET TEMPERATURE)**
	Displays the preset temperature.
16	**" U4 " DISPLAY (MALFUNCTION CODE)**
	This displays (flashes) the content of errors when an error failure has occurred. In maintenance mode, it displays the latest error content.
17	**"NOT AVAILABLE" DISPLAY (NO FUNCTION DISPLAY)**
	If a function is not available in the indoor unit even if the button is pressed, "NOT AVAILABLE" is may be displayed for a few seconds.
18	**" " DISPLAY (FAN DIRECTION SWING DISPLAY)**
	This displays whether the fan direction is fixed or set to swing.
19	**" " " L " " H " " HH " " " "FRESH UP" DISPLAY (VENTILATION STRENGTH/SET FAN STRENGTH DISPLAY)**
	This displays the set fan strength.
20	**" No. " DISPLAY (TIME NO.)**
	Displays the operation timer No. when used in conjunction with the schedule timer.

7

4

21	**"CODE / UNIT No. 18" DISPLAY (OPERATION CODE AND UNIT NUMBER DISPLAY)** The method of operation (remote controller prohibited, central operation priority after-press operation priority, etc.) is displayed by the corresponding code. This displays the numbers of any indoor units which have stopped due to an error.
22	**"" "" DISPLAY (TIME TO CLEAN AIR CLEANER ELEMENT/ TIME TO CLEAN AIR FILTER)** Displayed to notify the user it is time to clean the air filter or air cleaner element of the group displayed.
23	**VENTILATION MODE BUTTON** This is pressed to switch the ventilation mode of the total enthalpy heat exchanger.
24	**ALL/INDIVIDUAL BUTTON** Pressing this button scrolls through the "all screen", "zone screen", and "individual screen".
25	**ARROW KEY BUTTON** This button is pressed when calling an individual indoor unit or a zone.
26	**ON/OFF BUTTON** Starts and stops ALL, ZONE, and INDIVIDUAL units.
27	**TEMPERATURE ADJUSTMENT BUTTON (ZONE NUMBER BUTTON)** This button is pressed when setting the temperature. Select the zone number if any zones have been registered.
28	**FAN DIRECTION ADJUSTMENT BUTTON** This button is pressed when setting the fan direction to "fixed" or "swing".
29	**OPERATION MODE SELECTOR BUTTON** This sets the operation mode. The dry setting cannot be done.
30	**TIME NO. BUTTON** Selects time No. (Use in conjunction with the schedule timer only).
31	**CONTROL MODE BUTTON** Selects control mode.
32	**FILTER SIGN RESET BUTTON** This button is pressed to erase the "clean filter" display after cleaning or replacement.
33	**SET BUTTON** Sets control mode and time No.
34	**FAN STRENGTH ADJUSTMENT BUTTON** Pressing this button scrolls through "weak", "strong", and "fast".
35	**ZONE SETTING BUTTON** Zone registration mode can be turned on and off by pressing the start and stop buttons simultaneously for at least four seconds.
36	**INSPECTION/TEST RUN BUTTON (FOR SERVICE)** Pressing this button scrolls through "inspection", "test run", and "system display". This button is not normally used.
37	**VENTILATION STRENGTH ADJUSTMENT BUTTON** This button is pressed to switch the ventilation strength ("fresh up") of the total enthalpy heat exchanger.

(Notes)
1. Please note that all the displays in the figure appear for explanation purposes or when the cover is open.
2. If the unit is used in conjunction with other optional central controllers, the OPERATION LAMP of the unit that is not under operation control may light up and go out a few minutes behind schedule. This shows that the signal is being exchanged, and does not indicate any failure.

OPERATION

■ Individual screen, all screen, zone screen (Fig. 3)

This controller can perform operations in the individual screen, all screen, or zone screen.

- Individual screen — The individual screen is used when performing group operations.
- All screen — The all screen is used when performing operations for all units at once.
- Zone screen — The zone screen is used when performing zone operations.

1. ☞ Select the screen by pressing the "ALL/INDIVIDUAL" button.

☞ Every time the "ALL/INDIVIDUAL" button is pressed, the selection scrolls through INDIVIDUAL → ALL → ZONE.
If nothing is done in the all or zone screens for one minute, it automatically goes to the individual screen.

- If the zone number in the zone screen is displayed as "---," this indicates that no units are registered in a zone.
  Please perform zone registration before proceeding in the zone screen. (See page 9)

■ Batch operation and stop method (Fig. 4)

This is for operating or stopping all connected units at once.

A. What to do when operating or stopping all connected units at once.

1. Press either ☞ "ALL I" or ☞ "ALL ○".

- Operation can be performed from the individual screen, the all screen, or the zone screen.
- The "TEMPERATURE ADJUSTMENT" and "OPERATION MODE SELECTOR" buttons cannot be used.
  To set the temperature and operation mode, use B. batch operation.

B. Batch Operation

1. ☞ Press the "ALL/INDIVIDUAL button" to enter the all screen.

The " ▀ " display lights up on all registered units.

2. ☞ Press the "SELECT" button.

The " ■ " display lights up on all connected units.

☞ Press the "RESET" button.

The " ■ " display goes off on all connected units.
Operation and stop in the batch screen are done the same as with the batch operation and batch stop buttons.

3. ☞ Press the "TEMPERATURE ADJUSTMENT" button.

The temperature rises 1° every time the (▲) button is pressed.
The temperature drops 1° every time the (▼) button is pressed.

Set to " -- " when you do not wish to use batch setting for the temperature setting.
Setting to 1° above or below the temperature setting range displays " -- ".

4. ☞ Call up the desired mode by pressing the "OPERATION MODE SELECTOR" button.

Set to " -- " when you do not wish to use batch setting for the operation setting.

■ Group operation and stop method (Fig. 5)

This is for operating or stopping connected units in groups.

[Group operation]

1. Press the ☞ "ALL/INDIVIDUAL button" to enter the ☞ individual screen.

The unit will enter the individual screen automatically if nothing is done for one minute.

2. ☞ Using the arrow keys, ☞ move the " ▀ " to select the units to operate or stop.

Keeping the button pressed down will move it rapidly.

The " ▀ " in this screen has selected unit 1-04.

3. ☞ Press the "SELECT" button.

The " ■ " display lights up in the group.

☞ Press the "RESET" button.

The " ■ " display goes off in the group.

4. ☞ Press the "TEMPERATURE ADJUSTMENT" button.

The temperature rises 1° every time the (▲) button is pressed.
The temperature drops 1° every time the (▼) button is pressed.
Temperature adjustment cannot be done if the selected group's air conditioners are in fan mode.

5. ☞ Call up the desired mode by pressing the "OPERATION MODE SELECTOR" button.

■ Registering zones (Fig. 6)

It is possible to set multiple groups as one zone and control each zone separately.
No zones are registered when the unit is shipped from the factory.
Zone registration can be done in the individual screen, all screen, or zone screen.

[Registration]

1. ☞ Pressing the "ALL/INDIVIDUAL" button for four seconds. ☞ Displays ZONE SET.

Zone Number 1 will be displayed, and if there are any groups already registered in the displayed zone, a " ■ " will light up on the operation monitor.

2. ☞Select the Zone Number to be registered using the "ZONE NUMBER" button.
Keeping the button pressed down will move it rapidly.

3. ☞"▀" to the group you wish to ☞register using the arrow keys.
Keeping the button pressed down will move it rapidly.

4. ☞Press the "SELECT" button to register that group to the zone.

The "■" display lights up on all the selected units.

☞Pressing the "RESET" button removes the group from that zone, and "■" goes off.

Repeat steps 3 and 4 until all the units you wish to register to the zone have been added.

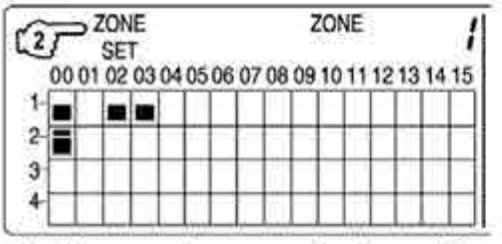

In this example, a screen is shown with units 1-00, 1-02, 1-03, and 2-00 registered to Zone Number 1.

5. Repeat steps 2 to 4 to register to the next zone.

6. Once zone registration is complete, ☞press the "ALL/INDIVIDUAL" button to turn off "ZONE SET" display and return to the individual screen.
The display returns to the normal screen if nothing is done for one minute when in zone registration mode.

(NOTE)
- It is impossible to register one group to several different zones.
  If this is done, the last zone registered to will be valid.

[Batch deletion of zone registration]

1. ☞Pressing the "ALL ○" for at least four seconds while ☞pressing the "FILTER SIGN RESET" button when ☞"ZONE SET" is displayed will delete all zone registrations.
The zone registrations for all units will be lost.

■Zone operation and stop method (Fig. 7)

This is for operating or stopping connected units in zones.

[Zone operation]

1. ☞Press the "ALL/INDIVIDUAL button" to enter the zone screen.

2. ☞Using the arrow keys, select the zone number to operate or stop.

Pressing [←] and [↓] reduces the zone number while [→] and [↑] raise the number.
Keeping the button pressed down will move it rapidly.
- If the zone number is displayed as "---," this indicates that no units are registered in a zone. Please perform zone registration before using a zone. (See page 9)

3. ☞Press the "SELECT" button.

The "■" display lights up in the group.

☞Press the "RESET" button.

The "■" display goes off in the group.

4. ☞Press the "TEMPERATURE ADJUSTMENT" button.
The temperature rises 1° every time the (▲) button is pressed.
The temperature drops 1° every time the (▼) button is pressed.

Set to "--" when you do not wish to use zone setting for the temperature setting.
Setting to 1° above or below the temperature setting range displays "--".

5. ☞Call up the desired mode by pressing the "OPERATION MODE SELECTOR" button.

Set to "--" when you do not wish to use zone setting for the operation mode.

■ Changing the fan direction and fan strength (Fig. 8)

This changes the fan direction and strength settings in the air conditioner.
Changing the fan direction and strength is done in the individual screen.

[Registration]

1. **Press the "ALL/INDIVIDUAL button" to enter the individual screen.**
   The unit will enter the individual screen automatically if nothing is done for one minute.
2. **Using the arrow keys, move the "▭" to select the units to fan direction adjustment or fan strength adjustment.**
   Keeping the button pressed down will move it rapidly.
3. **Press the "FAN DIRECTION ADJUSTMENT" button.**
   This sets "fixed" or "swing" for the fan direction.
   Press the "FAN STRENGTH ADJUSTMENT" button.
   Pressing this button scrolls through "L", "H", and "HH".
   Depending on the indoor unit, only "L" and "H" may be available.

The functions included in the indoor units may vary.
Pressing a button for a function which is not available will cause "NOT AVAILABLE" to be displayed.

■ Changing the ventilation mode and ventilation strength (Fig. 9)

This changes the ventilation mode and strength settings in the total enthalpy heat exchanger.
Changing the ventilation mode and strength is done in the individual screen.

[Registration]

1. **Press the "ALL/INDIVIDUAL button" to enter the individual screen.**
   The unit will enter the individual screen automatically if nothing is done for one minute.
2. **Using the arrow keys, move the "▭" to select the units to ventilation mode or ventilation strength adjustment.**
   Keeping the button pressed down will move it rapidly.
3. **Press the "VENTILATION MODE" button.**
   It will scroll through "" → "" → "" → "".
   Press the "VENTILATION STRENGTH ADJUSTMENT" button.
   It will scroll through "L" → "H" → "L FRESH UP" → "H FRESH UP" → "L".
   The fresh up function may not be available depending on the connected unit model.

The functions included in the indoor units may vary.
Pressing a button for a function which is not available will cause "NOT AVAILABLE" to be displayed.

- **Ventilation Mode and Amount**
  If these are changed using the remote controller depending on the unit model, they cannot be displayed on the central remote controller.
  To monitor the ventilation mode and amount, check the values on the remote controller.

■ Timer Number Setting (Fig. 10)

(Only when used with the schedule timer)
Using this together with the schedule timer makes it possible to set on and off times four times a day.

[Registration]

1. **Pressing the "TIMER NO." button causes the number set for timer number 1 to blink.**
   If no timer setting has been made "–" will be displayed.
   Select the desired timer number by pressing the "TIMER NO." button.

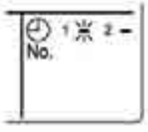

2. **Once the desired timer number is displayed, press the "SET" button.**
   Press the "SET" button within 10 seconds after the timer number is displayed.
   The display will return to how it was after 10 seconds.
   The display for timer number 1 will stop blinking and then timer number 2 will start blinking.

3. ☞ Select the desired timer number by pressing the "TIMER NO." button.

Once the desired timer number is displayed, ☞ press the "SET" button.
The display for timer number 2 will stop blinking.

The "No." display will disappear after 3 seconds.

Select " – " in the timer number when you do not wish to set a timer number.
It is possible to set only one timer number.
(The times for turning the unit(s) on and off twice a day can be set with a single timer number.)

- **Timer Number Setting**
  - Group control: select the unit in the individual screen and set the timer number.
  - Batch control: set the timer numbers for all connected units.
  - Zone control: set the timer numbers for all zone-registered units.
    Call up the zones which you wish to set in the zone screen and set the timer numbers.
- **Since the timer number will be set to after-press priority, the timer number in the last screen set will be valid for the connected units.**

  Example 1
  Setting timer number 1 for unit 1-00 to "1" and timer number 2 to "2" in the individual screen and then setting timer number 1 to "3" and timer number 2 to "4" in the batch screen causes the timer numbers for all units to be set, so timer number 1 for unit 1-00 will be "3" and timer number 2 will be "4".

  Example 2
  To prevent leaving units on, timer number 1 is set to "5" in the batch screen.
  Setting timer number 1 in zone number 1 to " – " in the zone screen after that will change the timer number for zone number 1, so the setting to prevent leaving the units on will be lost for zone number 1 only.

  If a timer number is set incorrectly by accident, redo the setting in the desired screen.
- **What happens when the timer number on time and off time are set to the same time**

  When the on time and off time are set to the same time for the same timer number, operation does not change.
  When the on time and off time are set to the same time for different timer numbers, the off time is given priority.

When using timer operation, make sure the times do not overlap when setting the program of the schedule timer.

■ Setting the Operation Code (Fig. 11)

[Registration]

1. ☞ Pressing the "CONTROL MODE" button causes the currently set operation code to blink.

Call up the desired code number by pressing the ☞ "CONTROL MODE" button.
Scroll through the code numbers.

2. ☞ Once the code number is displayed, press the "SET" button.

The display will stop blinking.
The operation code display will disappear after 3 seconds.

[The Operation Code Setting]

- Group control: select the unit in the individual screen and set the operation code.
- Batch control: set the operation code for all connected units.
- Zone control: set the operation code for all zone-registered units.
  Call up the zones which you wish to set in the zone screen and set the operation code.

Since the operation code will be set for after-press priority, setting the operation code in the zone and individual screens after setting the operation code in the batch screen, will cause the operation codes set afterwards to be valid.

OPERATION MODE

The following five operation control modes can be selected along with the temperature setting and operation mode by remote controller, for a total of twenty different modes. These twenty modes are set and displayed with control modes of 0 to 19. (For further details, see **EXAMPLE OF OPERATION SCHEDULE** on the next page.)

- ON/OFF control impossible by remote controller..... Use this mode when operating and stopping from the central remote controller only. (ON/OFF control by the remote controller is disabled.)
- Only OFF control possible by remote controller ..... Use this mode when executing the operation only by the central remote controller, and executing only the stop by remote controller.
- Centralized ..... Use this mode when executing the operation only by the central remote controller, and executing start/stop freely by remote controller during the preset hours.
- Individual ..... Use this mode when executing start/stop both by central remote controller and remote controller.
- Timer operation possible by remote controller..... Use this mode when executing start/stop by remote controller during the preset hours, and not starting operation by the central remote controller at the programmed time of system start.

[HOW TO SELECT THE CONTROL MODE]

- Select whether to accept or to reject the operation from the remote controller regarding the operation, stop, temperature setting and operation mode setting, respectively, and determine the particular control mode from the rightmost column of the table below.

Example

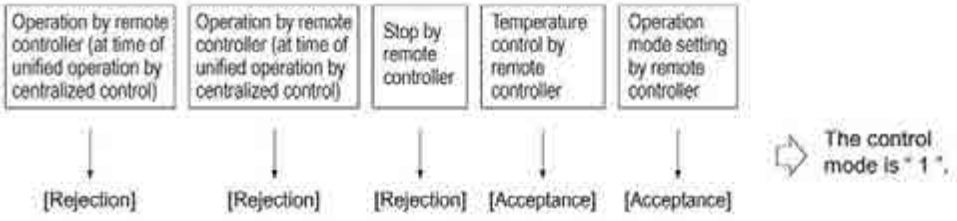

Operation mode	Control by remote controller					Control mode
	Operation		Stop	Tempera-ture control	Operation mode setting	
	Unified operation, individ-ual operation by central remote controller, or opera-tion controlled by timer	Unified stop, individual stop by central remote controller, or timer stop				
ON/OFF control impossible by remote controller	Rejection (Example)	Rejection (Example)	Rejection (Example)	Rejection	Acceptance	0
					Rejection	10
				Acceptance (Example)	Acceptance (Example)	1 (Example)
					Rejection	11
Only OFF control possible by remote controller			Acceptance	Rejection	Acceptance	2
					Rejection	12
				Acceptance	Acceptance	3
					Rejection	13
Centralized	Acceptance			Rejection	Acceptance	4
					Rejection	14
				Acceptance	Acceptance	5
					Rejection	15
Individual		Acceptance		Rejection	Acceptance	6
					Rejection	16
				Acceptance	Acceptance	7
					Rejection	17
Timer operation possible by remote controller	Acceptance (During timer at ON position only)	Rejection (During timer at OFF position)		Rejection	Acceptance	8
					Rejection	18
				Acceptance	Acceptance	9
					Rejection	19

Note) Do not select the timer operation possible without the remote controller. In this case, timer operation is disabled.

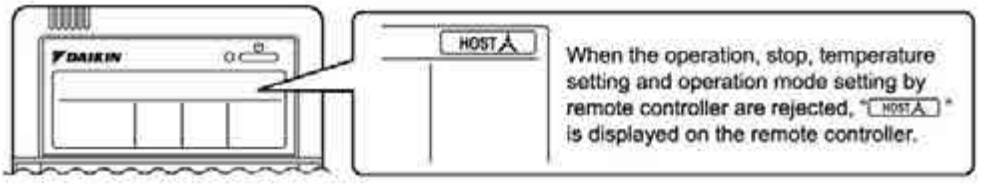

EXAMPLE OF OPERATION SCHEDULE

Operation schedule is possible only in conjunction with the schedule timer (optional accessory).

Liquid crystal display of schedule timer

ON/OFF control impossible by remote controller

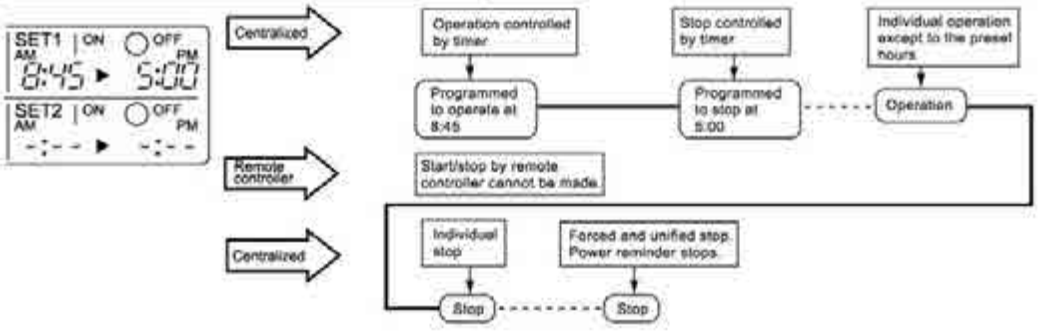

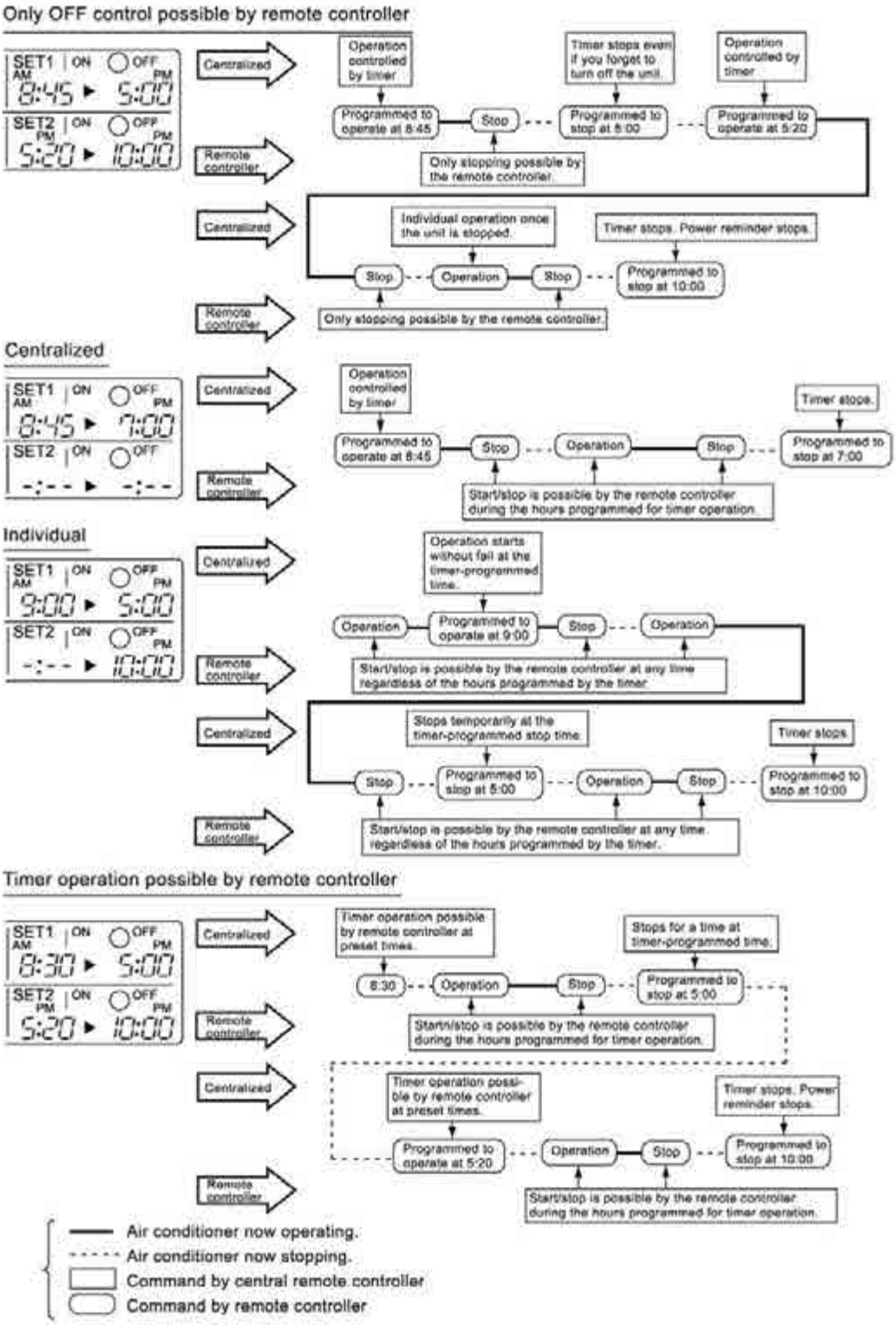
Only OFF control possible by remote controller
SET1 ON OFF
AM 8:45 PM 5:00
SET2 ON OFF
PM 5:20 PM 10:00
Centralized
Remote controller
Operation controlled by timer
Programmed to operate at 8:45
Stop
Timer stops even if you forget to turn off the unit.
Programmed to stop at 5:00
Operation controlled by timer
Programmed to operate at 5:20
Only stopping possible by the remote controller.
Individual operation once the unit is stopped.
Timer stops. Power reminder stops.
Stop
Operation
Stop
Programmed to stop at 10:00
Only stopping possible by the remote controller.
Centralized
SET1 ON OFF
AM 8:45 PM 7:00
SET2 ON OFF
-:-- -:--
Operation controlled by timer
Programmed to operate at 8:45
Stop
Operation
Stop
Timer stops.
Programmed to stop at 7:00
Start/stop is possible by the remote controller during the hours programmed for timer operation.
Individual
SET1 ON OFF
AM 9:00 PM 5:00
SET2 ON OFF
-:-- PM 10:00
Operation starts without fail at the timer-programmed time.
Operation
Programmed to operate at 9:00
Stop
Operation
Start/stop is possible by the remote controller at any time regardless of the hours programmed by the timer.
Stops temporarily at the timer-programmed stop time.
Timer stops.
Stop
Programmed to stop at 5:00
Operation
Stop
Programmed to stop at 10:00
Start/stop is possible by the remote controller at any time regardless of the hours programmed by the timer.
Timer operation possible by remote controller
SET1 ON OFF
AM 8:30 PM 5:00
SET2 ON OFF
PM 5:20 PM 10:00
Timer operation possible by remote controller at preset times.
8:30
Operation
Stop
Stops for a time at timer-programmed time.
Programmed to stop at 5:00
Start/stop is possible by the remote controller during the hours programmed for timer operation.
Timer operation possible by remote controller at preset times.
Programmed to operate at 5:20
Operation
Stop
Timer stops. Power reminder stops.
Programmed to stop at 10:00
Start/stop is possible by the remote controller during the hours programmed for timer operation.
Air conditioner now operating.
Air conditioner now stopping.
Command by central remote controller
Command by remote controller

15

4

■ Setting operation mode (Fig. 12)

[Registration]

1. Press the OPERATION MODE SELECTOR BUTTON. Each time you press this button, the display rotates as shown on the below list.

- **List of operations which can be set**
  In the below list, " ○ " refers to the acceptable setting, while " × " refers to the not acceptable setting.

Display	A: Zones and groups with no "[icon]" display. Setting	Contents of setting
	×	
	○	Can be set in individual zones or groups
	○ *1	Can be set in individual zones or groups
	○	Can be set in individual zones or groups
	○	Can be set in individual zones or groups
	○ *1	Can be set in individual zones or groups *3
	○ *1	Can be set in individual zones or groups
	○	Select this display if you don't wish to set by zone.

Display	B: Zones and groups with a "[icon]" display. Setting	Contents of setting
	○	To be set by zone *2
	○	Can be set in individual zones or groups
	×	
	×	The displays are shown by group *4
	×	The displays are shown by group *4
	○ *1	Can be set in individual zones or groups *3
	○ *1	Can be set in individual zones or groups
	○	Select this display if you don't wish to set by zone.

*1: Setting may not be acceptable depending on the type of indoor unit with which this unit is connected.
*2: In zone control, the units run in temperature adjustment mode (heating or cooling) for the outdoor system for the groups registered to those zones. Heating or cooling selection is not available.
*3: [icon] or [icon] or [icon]
Changing the ventilation mode cannot be done in the zone screen. Changing the ventilation mode should be done in the individual screen.
*4: In group control, the units run in temperature adjustment mode (heating or cooling) for the group outdoor system. Heating or cooling selection is not available.

- **The Zone consists of the following two cases.**

A. Zone without display "[icon]"
The group with master remote controller setting exists in this zone.
Setting the master remote controller enables cool/heat selection.
Operations other than cool/heat operations can also be set for some operations. For further details, see the list on the left.

B. Zone with display "[icon]"
No group with master remote controller setting exists in this zone.
The cool/heat selection is not available because the master remote controller has not been set.
Some operations other than cool/heat operations can be set. For further details, see the list in the left.

See page 20 if the display "[icon]" is flashing.

- Fan operation can be performed for each zone using the central remote controller even if there is no cooling/heating selection right during cooling or heating. Also, if a Ventiair is connected in the zone, ventilation and ventilation cleaning operation is possible. See the included operating manuals for details.
- When the indoor unit is in heat operation, change the setting to FAN operation through the central remote controller; then, you can switch the fan speed to the extremely low fan speed. Warm air may blow if any other indoor unit belonging to the same system is in heat operation.
- The indoor fan stops during defrost/hot start.
- DRY cannot be set from the central remote controller.

■ Group monitoring (Fig. 13)

Utilize the group monitor function in each of the following cases:
1. Check the malfunction code. (See the next page.)
2. Check the group that requires cleaning of the air filter and air cleaner element. (See page 21.)
3. Change the setting of the master remote controller. (See page 20.)
4. Check the group(s) sharing the same outdoor unit. Or, check the particular group(s) with the master remote controller setting. (See page 20.)
5. Check the conditions of other individual groups.

When in zone screen
The zone screen will revert to the individual screen automatically if nothing is done in it for one minute.

[Registration]

1. **Press the "ALL/INDIVIDUAL" button to switch to the "INDIVIDUAL" screen.**
2. **Using the arrow key, move the " " to select the unit to be monitored.**
   Keeping the button pressed down will move it rapidly.
   The " " lights up and the status of that unit is displayed in the LCD. The cursor in the screen Fig. 13 has selected unit 2-06.

■ Error diagnosing function (Fig. 14)

This central remote controller is provided with a diagnosing function, for when an indoor unit stops due to malfunction. In case of actuation of a safety device, disconnection in transmission wiring for control or failure of some parts, the operation lamp, inspection display and unit No. start to flash; then, the malfunction code is displayed. Check the contents of the display, and contact your DAIKIN dealer because the above signs can give you the idea on the trouble area.

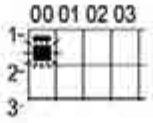

The display " " flashes under the group No. where the indoor unit that has stopped due to malfunction.

[Registration]

1. **Press the ARROW KEY BUTTON to call up the group that has stopped due to malfunction.**
   The unit No. the malfunction code is flashing because of an error failure.

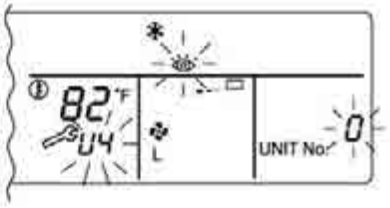

Operation lamp	Maintenance display	Unit No.	Malfunction code	Error content
☼	●	◑	64	Indoor air thermistor error
☼	●	◑	65	Outdoor air thermistor error
☼	●	◑	68	HVU error (Ventiair dust-collecting unit)
☼	●	◑	6A	Dumper system error
◑	◑	◑	6A	Dumper system error + Thermistor error
☼	●	◑	6F	Simple remote controller error
☼	●	◑	6H	Door switch (Ventiair dust-collecting unit), relay harness fault (Ventiair dust-collecting/humidifier unit)
◑	◑	◑	94	Ventiair internal transmission error (between total enthalpy – fan unit)
◑	◑	◑	A0	Indoor unit · external safety device error
◑	◑	◑	A1	Indoor unit · BEV unit (Sky-Air connection unit) PC board assembly fault
☼	●	◑	A1	Indoor unit · PC board assembly fault
◑	◑	◑	A3	Indoor unit · Drain level error (33H)
◑	◑	◑	A6	Indoor unit · Fan motor (51F) lock, overload
☼	●	◑	A7	Indoor unit · Fan direction adjustment motor (MA) error
◑	◑	◑	A9	Indoor unit · BEV unit, electric expansion valve motor (20E) error
☼	●	◑	AF	Indoor unit · Malfunctioning drain
☼	●	◑	AH	Indoor unit · Dust-collector error
◑	◑	◑	AJ	Indoor unit · Insufficient capacity setting, address setting fault

◑	◑	◑	C4	Indoor unit · Liquid piping thermistor (Th2) Error (faulty connection, cut wire, short circuit, fault)
◑	◑	◑	C5	Indoor unit · BEV unit, gas piping thermistor (Th3) Error (faulty connection, cut wire, short circuit, fault)
◑	◑	◑	C9	Indoor unit · Intake air thermistor (Th1) Error (faulty connection, cut wire, short circuit, fault)
◑	◑	◑	CA	Indoor unit · Outlet air thermistor (Th4) Error (faulty connection, cut wire, short circuit, fault)
☼	●	☼	CJ	Indoor unit · remote controller sensor error
◑	◑	◑	E0	Outdoor unit · Safety device operation
◑	◑	◑	E1	Outdoor unit · PC board assembly fault
☼	●	◑	E1	Outdoor unit · PC board assembly fault
◑	◑	◑	E3	Outdoor unit · High-pressure switch fault
◑	◑	◑	E4	Outdoor unit · Low-pressure switch fault
◑	◑	◑	E9	Outdoor unit · Electric expansion valve motor (20E) error
☼	●	◑	EC	Heat source unit · Intake water temperature inter-lock operation (fan operation)
◑	◑	◑	EF	Outdoor unit · Ice thermal storage unit error
◑	◑	◑	F3	Outdoor unit · Discharge piping temperature error
☼	●	◑	H3	Outdoor unit · High-pressure switch operation
◑	◑	◑	H4	Outdoor unit · Low-pressure switch operation
◑	◑	◑	H9	Outdoor unit · Outdoor air thermistor (Th1) Error (faulty connection, cut wire, short circuit, fault)
☼	●	◑	H9	Outdoor unit · Outdoor air thermistor (Th1) Error (faulty connection, cut wire, short circuit, fault)
☼	●	◑	HC	Outdoor unit · Water temperature sensor system error
☼	●	◑	HF	Ice thermal storage unit error, ice thermal storage controller error, error in outdoor unit during ice thermal storage operation
◑	◑	◑	HJ	Outdoor unit · water system fault
◑	◑	◑	J1	Outdoor unit · pressure sensor error
◑	◑	◑	J3	Outdoor unit · Discharge piping thermistor (Th3) Error (faulty connection, cut wire, short circuit, fault)
☼	●	◑	J3	Outdoor unit · Discharge piping thermistor (Th3) Error (faulty connection, cut wire, short circuit, fault)
◑	◑	◑	J5	Outdoor unit · Intake piping thermistor (Th4) Error (faulty connection, cut wire, short circuit, fault)
◑	◑	◑	J6	Outdoor unit · Heat exchange thermistor (Th2) error
☼	●	◑	J6	Outdoor unit · Heat exchange thermistor (Th2) error Error (faulty connection, cut wire, short circuit, fault)
◑	◑	◑	J7	Outdoor unit · Header thermistor (Th6) error
◑	◑	◑	JA	Outdoor unit · Discharge piping pressure sensor error
◑	◑	◑	JC	Outdoor unit · Intake piping pressure sensor error
◑	◑	◑	JF	Outdoor unit · Oil temperature sensor (Th5) system error
☼	●	◑	JH	Outdoor unit · Oil temperature sensor (Th5) system error
◑	◑	◑	L0	Outdoor unit · Inverter system fault
◑	◑	◑	L4	Outdoor unit · Inverter cooler fault
◑	◑	◑	L5	Outdoor unit · Ground circuit for compressor motor, short circuit, or power unit short circuit

◑	◑	◑	L6	Outdoor unit : Ground circuit for compressor motor, short circuit
☼	◑	◑	L8	Outdoor unit : Compressor overload, compressor motor wire disconnection
◑	◑	◑	L9	Outdoor unit : Compressor lock
◑	◑	◑	LA	Outdoor unit : Power unit error
◑	◑	◑	LC	Outdoor unit : Transmission error between inverter and outdoor control unit
☼ or ●	◑	◑	M1	Central controller: PC board fault
☼ or ●	◑	◑	M8	Transmission error between central controllers
☼ or ●	◑	◑	MA	Central controller: Incorrect combination
☼ or ●	◑	◑	MC	Central controller: Address setting fault
◑	●	◑	P0	Insufficient gas (thermal storage)
◑	◑	◑	P1	Outdoor unit : Power voltage imbalance, phase loss
◑	◑	◑	P4	Outdoor unit : Power unit temperature sensor error
☼	●	◑	U0	Pressure drop due to insufficient refrigerant, electric expansion valve fault, etc.
◑	◑	◑	U1	Reversed or lost phase
◑	◑	◑	U2	Power voltage error, momentary electrical stoppage
◑	◑	◑	U4	Transmission error between indoor unit/BEV unit and outdoor/BS unit, Transmission error between outdoor unit and BS unit
◑	◑	◑	U5	Transmission error between remote controller and indoor control unit
●	☼	●	U5	Remote controller board fault or remote controller setting fault
◑	◑	◑	U6	Transmission error between indoor units
◑	◑	◑	U7	Transmission error between outdoor units Transmission error between outdoor unit and ice thermal storage unit
☼	●	◑	U7	Transmission error between outdoor units (cooling/heating batch, low-noise operation)
◑	◑	●	U8	Transmission error between master remote controller and slave remote controller (slave remote controller error) Incorrect combination of indoor unit and remote controller within a single system (model)
◑	◑	◑	U9	Transmission error between indoor unit/BEV unit and outdoor unit within a single system Transmission error between BS unit and indoor unit/BEV unit and outdoor unit within a single system
◑	◑	◑	UA	Incorrect combination of indoor, BS, and outdoor units within a single system (model, number of units, etc.) Incorrect combination of indoor unit and remote controller (remote controller in question) BS unit connection position fault
☼	●	☼	UC	Central control group numbers overlap
◑	◑	◑	UE	Transmission error between indoor unit and central controller
◑	◑	◑	UF	Unset system, incorrect settings between BEV unit and indoor unit
◑	◑	◑	UH	System fault

▬ error codes (in outline font) do not display "maintenance" and the system will run, but please check the content of the display and contact your dealer.

■ Setting master remote controller (Fig. 15)

You must set the master remote controller of the operation mode for one of the indoor units, if two or more such indoor units with the remote controller are connected with the outdoor unit where the operation modes such as cool/heat operation and FAN operation can be set by remote controller and central remote controller.

1. Preparations

When you want to fix settings

- **Check the particular group with the master remote controller setting for the refrigerant system you wish to reset. (See the below.)**
- **Call up the group without the display "[ ]" (See page 16.)**

☞ Hold the OPERATION MODE SELECTOR BUTTON down for about four seconds while the above group is being called up.

The display "[ ]" flashes on the liquid crystal display of the remote controller for all the groups sharing the same outdoor unit or BS unit.

When you turn on the power switch for the first time, the display "[ ]" flashes.

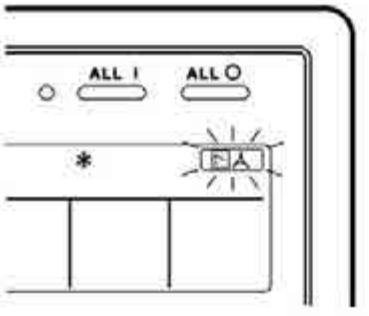

2. Setting selection right

Pall up the desired group to set the master remote controller, and ☞ press the OPERATION MODE SELECTOR BUTTON. The master remote controller is set for this group, and the display "[ ]" goes out. The display "[ ]" appears for the other groups.

Setting is finished now.

When switching operation

● In case of operation switch

Call up the zone including the group with the setting of master remote controller.

(Zone without the display "[ ]")

☞ Press the OPERATION MODE SELECTOR BUTTON several times, and switch to the desired operation mode.

Each time you press it, the display is switched to " " " " " " and " − − " in sequence.

NOTE

- However, the displays " " " " and "VENTILATION MODE" may apper in some zones, depending on the type on indoor unit with which they are connected.
  (VENTILATION MODE)
  or or

[System Display]

1. Test run mode is necessary to display the system display.
2. In order to turn on test run mode, select the appropriate air conditioner on the individual screen with the cursor and then set its operation mode to either cooling or heating. (It makes no difference if the air conditioner is running or not running while this operator is being performed.)
3. Press the "inspection/test run" button twice to put it into test run mode.
4. Pressing the "inspection/test run" button for four or more seconds in test run mode will display ☞ the "REF CIRCUIT."

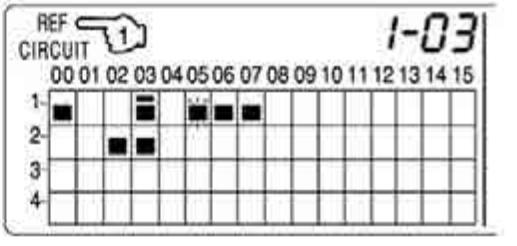

Call the unit whose system you wish to look up using the arrow keys.

The " ■ " on all groups in the same system as the displayed group will light up.

Of those, the " ■ " display in all groups which have cooling/heating selection privilege will blink.

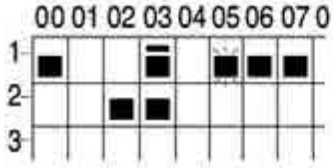

In this example, individual units 1-00, 1-03, 1-05, 1-06, 1-07, 2-02, and 2-03 are in the same system, and 1-05 has the cooling/heating selection privilege.

To look up other systems, call up all the units you wish to look up using the arrow keys.

Pressing the inspection/test run button one more time gets rid of the system display and ends it.

The unit will enter the individual screen automatically if nothing is done for one minute in the system display screen.

This function may not be available for all connected outdoor units, in which case "REF CIRCUIT" will blink. It will also not be correctly displayed if DIII-NET extension ADP is used.

■ Display of time to clean (Fig. 16)

This central remote controller displays the time to clean the air filter or air cleaner element for each group or any given group by utilizing two types of signs. The display " " tells the time to clean the air filter or the air cleaner element of some group.

If a cleaning sign is displayed

A filter or element in some group is ready to be cleaned.

1. Press the ARROW KEY BUTTON, and search the groups displaying " " or " " (The group may be plural.)

Clean or change the air filter or air cleaner element.

For further details, see the operation manual attached to each indoor unit. (Clean or change the air filter or air cleaner element of all the groups displaying " " or " ".)

2. Press the FILTER SIGN RESET BUTTON, and the display " " disappears. (Including all the groups where the air filter has been cleaned.)

NOTE

Be sure to check the display " " has disappeared at this point. The appearance of the above display is a sign that the air filter or air cleaner element of some group still needs cleaning.

INSTALLATION TABLE

When installing the equipment, mark the zone No. of each group and installation location in the below table.

Setting group No.
(Setting is not possible unless power is activated to both the central remote controller and indoor unit.)

Operated by remote controller

1. Activate power to both the central remote controller and indoor unit.
2. While in the normal mode, hold down the "[icon]" button for a minimum of 4 seconds. The unified ON/OFF controller will enter the FIELD SET MODE.
3. Select the MODE No. "00" with the "[icon]" button.
4. Use the "[icon]" button to select the group No. for each group. (Group No. increases in the order of 1-00, 1-01 ... 1-15, 2-00, ... 8-15.)
5. Press "[icon]" to set the selected group No.
6. Press "[icon]" to return to the NORMAL MODE.

Operated by simplified remote controller

1. Activate power to both the central remote controller and indoor unit.
2. Remove the upper part of the remote controller.
3. Press the BS6 BUTTON (field set) on the PC board. The controller will enter the FIELD SET MODE.
4. Select the MODE No. "00" with the BS2 BUTTON and BS3 BUTTON (temperature setting).
5. Use the BS9 BUTTON (set A) and BS10 BUTTON (set B) to select the group No. for each group. (Group No. increases in the order of 1-00, 1-01 ... 1-15, 2-00, ... 8-15.)
6. Press BS7 BUTTON (set/cancel) to set the selected group No.
7. Press BS6 BUTTON (field set) to return to the NORMAL MODE.

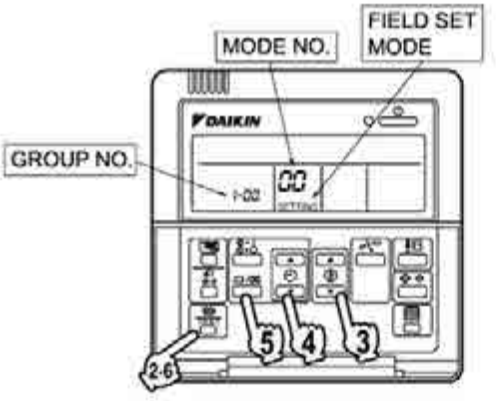

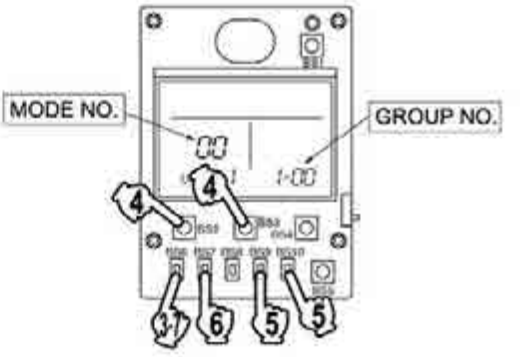

Zone No.																
Group No.	–00	–01	–02	–03	–04	–05	–06	–07	–08	–09	–10	–11	–12	–13	–14	–15
Indoor unit Quantity of units Controlled by																
Location																
Zone No.																
Group No.	–00	–01	–02	–03	–04	–05	–06	–07	–08	–09	–10	–11	–12	–13	–14	–15
Indoor unit Quantity of units Controlled by																
Location																

Zone No.																
Group No.	–00	–01	–02	–03	–04	–05	–06	–07	–08	–09	–10	–11	–12	–13	–14	–15
Indoor unit Quantity of units Controlled by																
Location																
Zone No.																
Group No.	–00	–01	–02	–03	–04	–05	–06	–07	–08	–09	–10	–11	–12	–13	–14	–15
Indoor unit Quantity of units Controlled by																
Location																

4

OPTIONAL ACCESSORIES

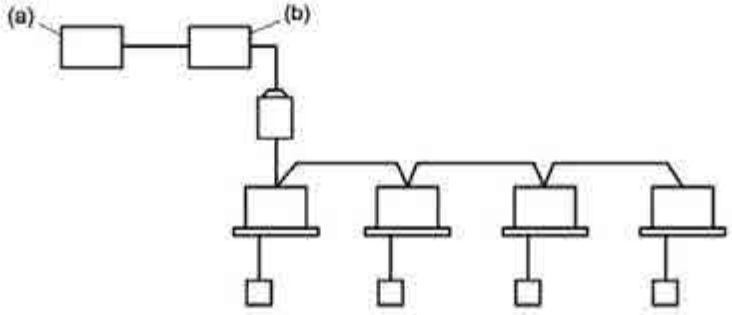

You can perform the normal operation, take off the malfunction contact point and unified start/stop by contact point, all by connecting this unit with the unification adaptor for computerized control. For further details, ask your DAIKIN dealer.

(a) Unification adaptor for computerized control (b) Central remote controller

DOUBLE CENTRAL REMOTE CONTROLLERS

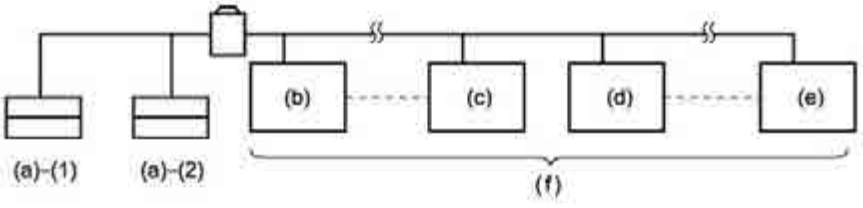

With two central remote controllers, centralized control (indoor units) is possible from different locations.

(a) Central remote controller (b) Group No. 1 – 00 (c) Group No. 1 – 15 (d) Group No. 2 – 00
(e) Group No. 4 – 15 (f) A maximum of 64 groups

Note)

- For control alignment and settings for double central remote controllers, contact your dealer.

SPECIFICATIONS

■ Specifications

Power supply	1 ~ 50/60Hz, 100V – 240V
Power consumption	Max. 8W
Forced ON/OFF input	Continuous "a" contact Contact current: approximately 10mA
Size	180 (W) × 120 (H) × 64.5 (D)
Weight	420g

■ Outline drawings

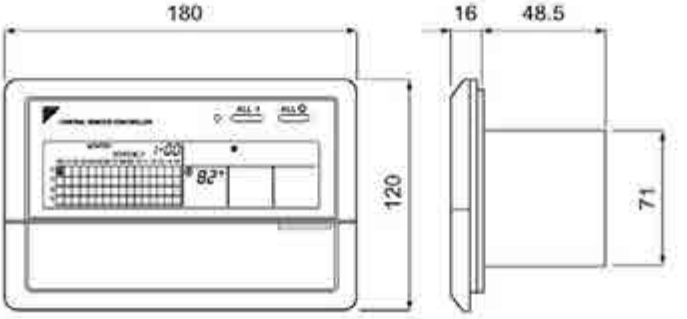

When using this unit an electric parts box of KJB311A is required.
For installation, a steel electric parts box to be embedded is mandatory.

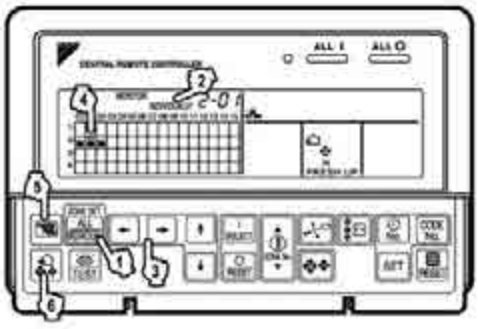

Fig. 9

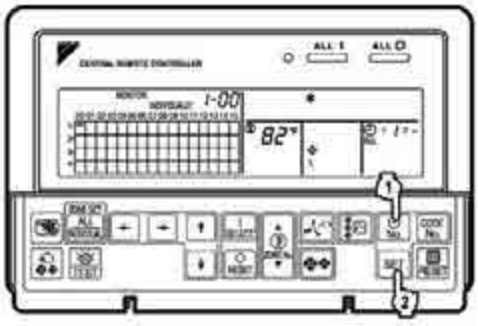

Fig. 10

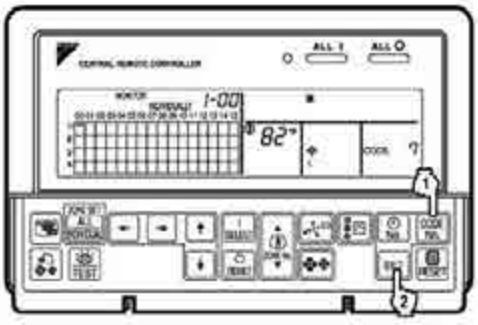

Fig. 11

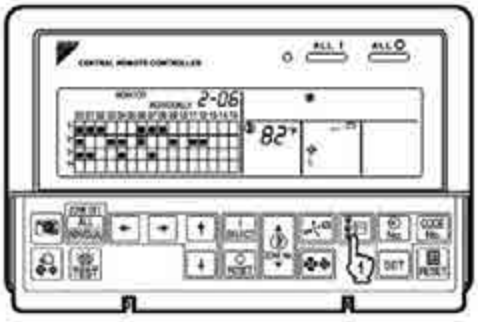

Fig. 12

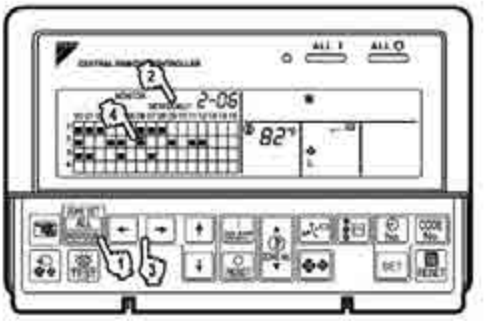

Fig. 13

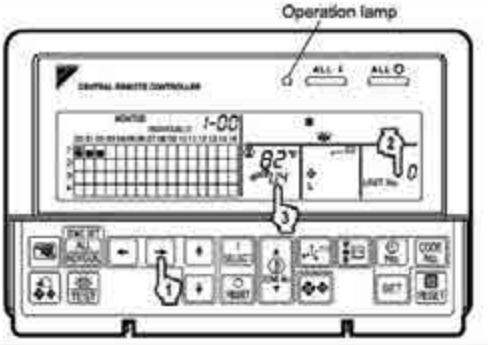

Fig. 14

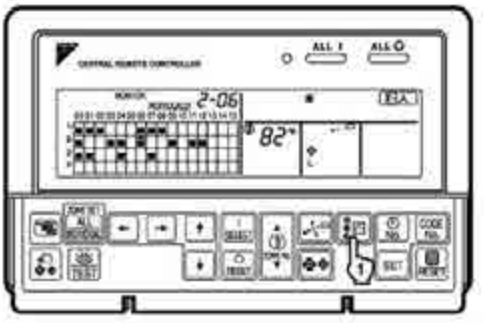

Fig. 15

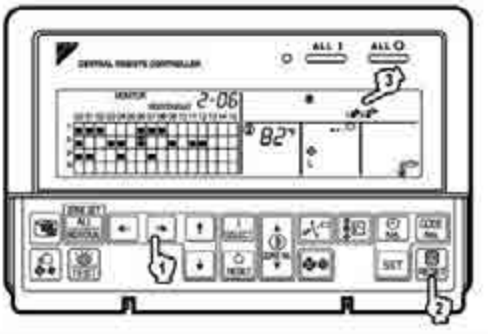

Fig. 16

3P124623-1E

2.6 <DCS301C71> Unified ON/OFF Controller

2.6.1 Installation Manual

Please read these "SAFETY CONSIDERATIONS" carefully before installing air conditioning equipment and be sure to install it correctly. After completing the installation, make sure that the unit operates properly during the start-up operation.
Please instruct the customer on how to operate the unit and keep it maintained.
Also, inform customers that they should store this installation manual along with the operation manual for future reference.
This air conditioner comes under the term "appliances not accessible to the general public".

Meaning of warning, caution and note symbols.

⚠ **WARNING**..... Indication a potentially hazardous situation which, if not avoided, could result in death or serious injury.
⚠ **CAUTION**..... Indication a potentially hazardous situation which, if not avoided, may result in minor or moderate injury. It may also be used to alert against unsafe practices.
⚠ **NOTE**..... Indication situation that may result in equipment or property-damage-only accidents.

⚠ WARNING

Ask your dealer or qualified personnel to carry out installation work. Do not try to install the machine by yourself.
Improper installation may result in water leakage, electric shocks or fire.

Perform installation work in accordance with this installation manual.
Improper installation may result in water leakage, electric shocks or fire.

Be sure to use only the specified accessories and parts for installation work.
Failure to use the specified parts may result in water leakage, electric shocks, fire or the unit falling.

Carry out the specified installation work after taking into account strong winds, typhoons or earthquakes.
Improper installation work may result in the equipment falling and causing accidents.

Make sure that a separate power supply circuit is provided for this unit and that all electrical work is carried out by qualified personnel according to local laws and regulations and this installation manual.
An insufficient power supply capacity or improper electrical construction may lead to electric shocks or fire.

Make sure that all wiring is secured, the specified wires are used, and no external forces act on the terminal connections or wires.
Improper connections or installation may result in fire.

When wiring the power supply and connecting the remote controller wiring and transmission wiring, position the wires so that the electric parts box lid can be securely fastened.
Improper positioning of the electric parts box lid may result in electric shocks, fire or the terminals overheating.

Before touching electrical parts, turn off the unit.

Ground the air conditioner. Do not connect the ground wire to gas or water pipes, lightning rod or a telephone ground wire.
Incomplete grounding may result in electric shocks.

When installing or relocating the system, be sure to keep the refrigerant circuit free from substances other than the specified refrigerant (R410A), such as air.

Do not reconstruct or change the settings of the protection devices.
If the pressure switch, thermal switch, or other protection device is shorted and operated forcibly, or parts other than those specified by Daikin are used, fire or explosion may result.

Do not touch the switch with wet fingers.
Touching a switch with wet fingers can cause electric shock.

Install an leak circuit breaker, as required.
If an leak circuit breaker is not installed, electric shock may result.

Do not install the air conditioner or the remote controller in the following locations:
(a) where a mineral oil mist or an oil spray or vapor is produced, for example in a kitchen
Plastic parts may deteriorate and fall off or result in water leakage.
(b) where corrosive gas, such as sulfurous acid gas, is produced
Corroding copper pipes or soldered parts may result in refrigerant leakage.
(c) near machinery emitting electromagnetic waves
Electromagnetic waves may disturb the operation of the control system and result in a malfunction of the equipment.
(d) where flammable gases may leak, where there are carbon fiber or ignitable dust suspensions in the air, or where volatile flammables such as thinner or gasoline are handled
Operating the unit in such conditions may result in fire.

⚠ CAUTION

Be very careful about product transportation.

Safely dispose of the packing materials.
Packing materials, such as nails and other metal or wooden parts, may cause stabs or other injuries.
Tear apart and throw away plastic packaging bags so that children will not play with them. If children play with a plastic bag which was not torn apart, they face the risk of suffocation.

Do not turn off the power immediately after stopping operation.
Always wait at least five minutes before turning off the power. Otherwise, water leakage and trouble may occur.

⚠ NOTE

Install the indoor and outdoor units, power supply wiring and connecting wires at least 3.6ft. away from televisions or radios in order to prevent image interference or noise.
(Depending on the radio waves, a distance of 3.6ft. may not be sufficient enough to eliminate the noise.)

Remote controller (wireless kit) transmitting distance can result shorter than expected in rooms with electronic fluorescent lamps. (Inverter or rapid start types)
Install the indoor unit as far away from fluorescent lamps as possible.

This unit is a class A product.
In a domestic environment this product may cause radio interference in which case the user may be required to take adequate measures.

Dismantling of the unit, treatment of the refrigerant, oil and eventual other parts, should be done in accordance with the relevant local and national regulations.

1 COMPONENTS

Check the following components are included in this optional accessory before installation.

Installation screw (M4 x 16)	2
Operation manual	1
Installation manual	4
Installation table	4
Switch display sticker	1

Body

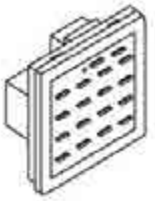

When using this optional accessory an electric parts box of KJB212A is required.
For installation, a steel electric parts box to be embedded is mondatory.

2 SYSTEM CONFIGURATION

This unified ON/OFF controller enables individual and unified operation/stop for a maximum of 16 groups of indoor units.
With 2 to 8 unified ON/OFF controllers, individual and unified control is possible with up to a maximum 128 groups of indoor units.

● When using 1unified ON/OFF controller

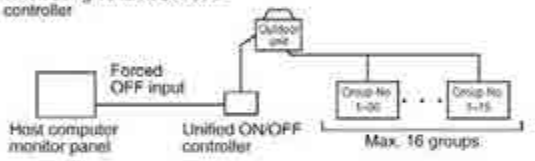

(This optional accessory can not be used in conjunction with wiring adapter for electrical appendices (optional accessory).)

● When using 2 to 8 unified ON/OFF controllers

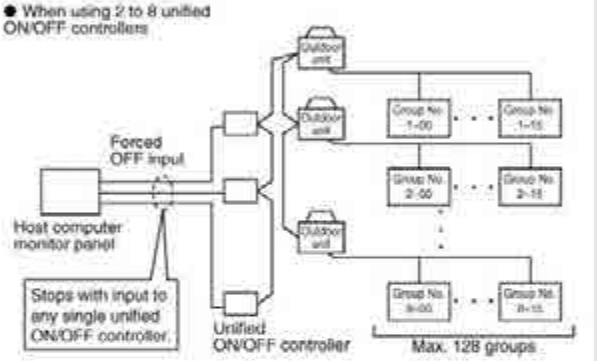

The goups of indoor units are as follows:

1 One indoor unit without remote controller

2 One indoor unit controlled by one or two remote controllers

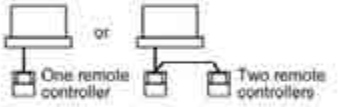

3 A maximum of 16 indoor units controlled in groups by one or two remote controllers

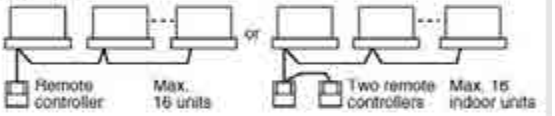

3 INSTALLATION

1 Open the upper part of remote controller.
Insert a ⊖ screwdriver (2 locations) into the recess between the upper part and the lower part of remote controller and twist the screwdriver lightly.

PC board is attached with both the upper and lower part of remote controller.
Do not damage the board with the screwdriver.

2 Open the upper part of remote controller and install the electric parts box (part to be procured in the field) with the attached installation screws (M4 x 16).

NOTE) Suitable length of the electric wire is about 160mm from the inlet of the electric parts box. If it is difficult to contain a long wiring, strip the sheathed part of the wiring.

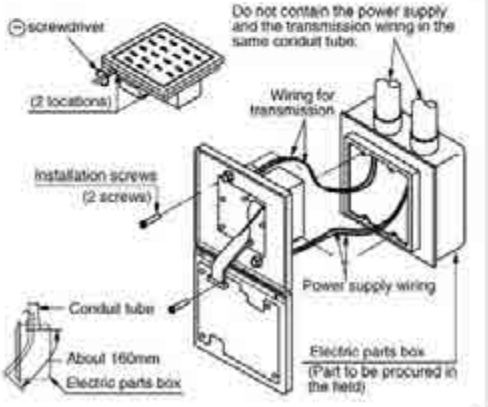

4 INITIAL SETTING

Setting ① through ③ are initialized when power is turned ON, therefore complete settings BEFORE activating the power.

1 Connector for setting master controller (X1A) (Provided with connector at factory set)
- When using 1 unified ON/OFF controller, do not disconnect the connector for setting master controller. (Use the unit with the connector in the state in which it was delivered.)
- When using multiple unified ON/OFF controllers, or using the unified ON/OFF controller in conjunction with other optional controllers for centralized control, makes settings as indicated in the right table.

Pattern of connection of optional controllers for centralized control			Connector for setting master controller (X1A) Settings		
Unified ON/OFF controller	Central remote controller	Schedule timer	Unified ON/OFF controller	Central remote controller	Schedule timer
1 to 16			Set one to "Used" and all the rest to "Not used".		
	1 to 4		Set all to "Not used".	(Note)	
		1	Set one to "Used" and all the rest to "Not used".		"Not used"
	1 to 4	1	Set all to "Not used".	(Note)	"Not used"

(Note) For instructions on how to set the connector for setting master controller on the central remote controller, see the installation manual provided with the central remote controller.

2 Switch for setting each address (DS1)
These switches are used to set group control address.
Groups Nos. 1–00 through 1–15 are grouped in the same control group when the unit is shipped from the factory.

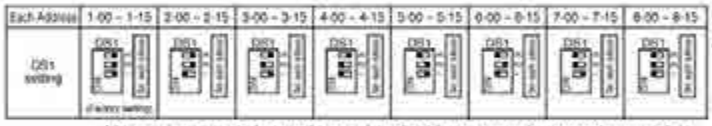

NOTE)
■ indicates the position of switches.

After setting, attach the number seal applicable to respective control range of the attached switch display sticker, as shown in the diagram below.

(Example)
In the case of 1-00 to 1-15, attach 1 .

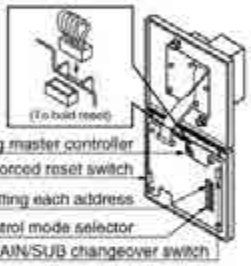

3 MAIN/SUB changeover switch setting
With two unified ON/OFF controllers, centralized control (indoor units) is possible from different locations. In this kind of set-up, it is necessary to set the MAIN/SUB changeover switch.
One of the two unified ON/OFF controllers (1)-(2) is set to "MAIN" while the other is set to "SUB".

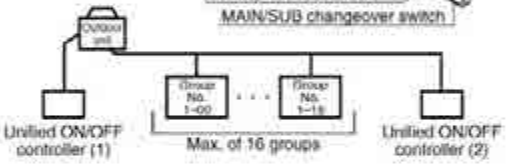

4 Setting of the sequential operation function
The unified ON/OFF controller is equipped with a sequential operation function that sequentially turns indoor units on in 2-second intervals during unified operation. (Sequential operation is factory set to "ON.")
To switch sequential operation ON or OFF, set as follows.

NOTE: The sequential operation function is designed to reduce the load on the power supply equipment, but does not guarantee that compressors will not be started simultaneously. You cannot therefore count on a capacity reduction effect by power supply equipment breaker selection.

5 Control mode selector (DS2)
The following four patterns of control mode can be set.

Control mode	Individual	Centralized	Timer operation possible by *remote controller*	ON/OFF control impossible by *remote controller*
Content	Operation/stop is controlled by both unified ON/OFF controller and remote controller.	After operated by unified ON/OFF controller, operation/stop is freely controlled by remote controller until stopped by unified ON/OFF controller.	When used in conjunction with schedule timer, operation/stop is controlled freely by remote controller during the set time but operation is not available when schedule timer is ON.	Operation/stop is controlled by unified ON/OFF controller only. (This unit can not be operated/stopped by remote controller.)
DS2 setting	(Factory set) DS2 2 1 ON CONTROL MODE	DS2 2 1 ON CONTROL MODE	DS2 2 1 ON CONTROL MODE	DS2 2 1 ON CONTROL MODE

NOTES) • ■ indicates the position of switches.
- Set control mode before turning power supply ON.
- When used in conjunction with central remote controller, the control modes of the central remote controller has the priority.

6 Forced reset switch (SS1)
When changing the setting of the connector for setting master controller, etc., you can reset simply by setting it to the reset side once and returning to the normal side, without turning the power OFF.
(For normal operation, set the switch to the normal side.)

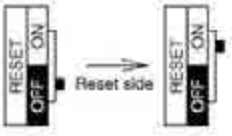

5 ELECTRIC WIRING

GENERAL INSTRUCTIONS

- All wiring, components and materials to be procured on the site must comply with the applicable local and national codes.
- Use copper conductors only.
- All field wiring and components must be provided by licensed electrician.
- Unit shall be grounded in compliance with the applicable local and national codes.
- Fit the power supply wiring with a fuse and a switch.
- After wiring work, check power to the equipment shuts OFF when switch is shut OFF.

WIRING OUTLINE

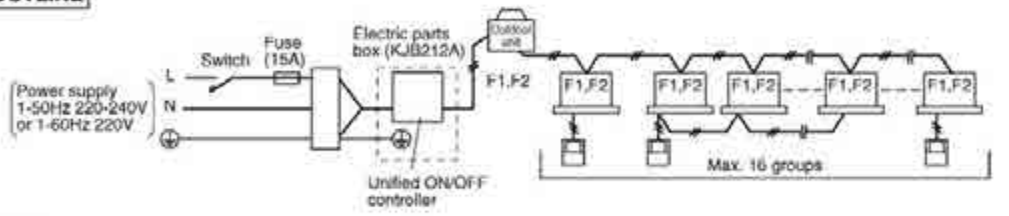

Wiring specification

	Type	Size
Power supply wiring	H05VV-U3G	(NOTE 1)
Transmission wiring	Sheathed wire (2 wire) (NOTE 2)	0.75 – 1.25mm²

NOTES) 1. The size of power supply wiring must comply with the applicable national and local codes.
2. Allowable length of transmission wiring is as follows.
Max. 1000m (Total wiring length: 2000m)

Connect the wiring between indoor and outdoor units, indoor/outdoor units and power supply, and indoor units and remote controllers.
For details, refer to the installation manuals of indoor and outdoor units.

WIRING TO THE INDOOR UNIT AND OUTDOOR UNIT

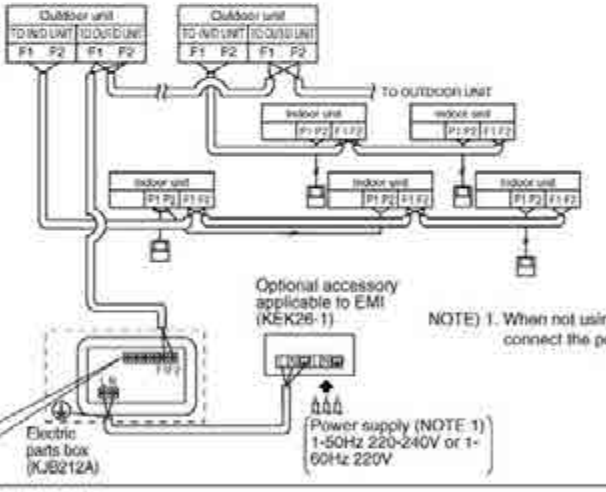

NOTE) 1. When not using the optional accessory applicable to EMI (KEK26-1), connect the power supply wiring directly to the unified ON/OFF controller.

CONTROL TERMINAL STRIP

*1 For connecting indoor unit (F1, F2)

*2 Forced OFF input (T1, T2)
While the forced OFF input (no voltage contactor, for micro current) is ON (energized), all the connected indoor units are stopped and can not be operated.
Use only contactors which guarantee the minimum applicable load ≒16V, 10mA.

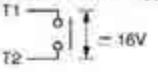

NOTE) Use instantaneous contactor of over 200msec. energizing time, when necessary.

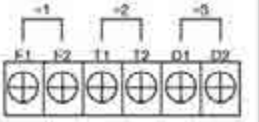

*3 For schedule timer (D1, D2)
Power can be supplied to the schedule timer (DST301BS1•61 optional accessory). For details, refer to the installation manual of the schedule timer.
Wire *2 and *3 only when necessary.

(NOTE)
Do not connect the power supply wiring (220 to 240V) to the control terminal strip. If connected by mistake, it may damage or burn electrical parts of optional controllers for centralized control and indoor unit. It may result in serious danger. Be sure to check wirings before turning the power ON.

6 SETTING GROUP NO. FOR CENTRALIZED CONTROL

Set the group number of each group of the indoor unit from the remote controller. (In case of no remote controller, also connect the remote controller and set the group No. Then, remove the remote controller.)

1 Turn ON the power of the indoor unit and unified ON/OFF controller. (Unless the power is ON, no setting can be made.)
Check that the installation and electrical wiring are correct before turning the power supply ON.
When the power supply is turned ON, all LCD appear once and the unit may not accept the operation for about one minute with the display of "[ ]" flashing (an interval of ON, ON, and OFF).

2 While in the normal mode, hold down the "[ ]" button for a minimum of 4 seconds.
The remote controller will enter the FIELD SET MODE.

3 Select the MODE No. "00" with the "[ ]" button.

4 Use the "[ ]" button to select the group No. for each group.
(Group numbers increase in the order of 1-00, 1-01, ... 1-15, 2-00, ... 8-15.)

5 Press "[ ]" to set the selected group No.

6 Press "[ ]" to return to the NORMAL MODE.

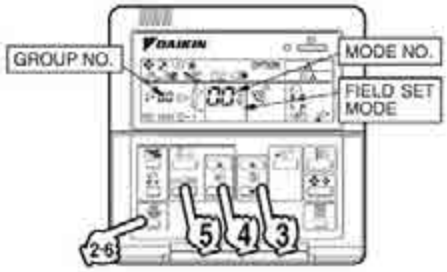

NOTES) • For simplified remote controller, see the installation table.
• For setting group No. of HRV and wiring adaptor for other air conditioners, etc., refer to the instruction manual attached.

NOTICE Enter the group No. and installation place of the indoor unit into the attached installation table.
Be sure to keep the installation table with the operation manual for maintenance.

7 CONFIRMING OPERATION

Before starting test operation, supply power to the indoor units, outdoor units, and unified ON/OFF controller and press the ON/OFF BUTTON.
If the operation lamp flashes, it indicates a malfunction in the indoor unit of the applicable group.
If the display of "[A]" flashes, it indicates a malfunction in the optional controllers for centralized control. Check for such malfunctions.

NOTES
- For test operation of indoor and outdoor units, refer to the installation manual attached with the outdoor unit.
- After turning the power supply ON, if the unit does not accept operation for two minutes or more with the display of "[A]" flashing, check the following points.
  - Check that setting of the connector for setting master controller is correct.
  - Check that the group No. for centralized control has been set.

1P126474-1B

4

2.6.2 Operation Manual

Please read these "SAFETY CONSIDERATIONS" carefully before installing air conditioning equipment and be sure to install it correctly. After completing the installation, make sure that the unit operates properly during the start-up operation.
Please instruct the customer on how to operate the unit and keep it maintained.
Also, inform customers that they should store this installation manual along with the operation manual for future reference.
This air conditioner comes under the term "appliances not accessible to the general public".

Meaning of warning, caution and note symbols.

⚠ **WARNING** ..... Indication a potentially hazardous situation which, if not avoided, could result in death or serious injury.
⚠ **CAUTION** ..... Indication a potentially hazardous situation which, if not avoided, may result in minor or moderate injury. It may also be used to alert against unsafe practices.
⚠ **NOTE** ..... Indication situation that may result in equipment or property-damage-only accidents.

Keep these warning sheets handy so that you can refer to them if needed.
Also, if this equipment is transferred to a new user, make sure to hand over this operation manual to the new user.

⚠ WARNING

In order to avoid electric shock, fire or injury, or if you detect any abnormality such as smell of fire, turn off power and call your dealer for instructions.

Ask your dealer for installation of the air conditioner.
Incomplete installation performed by yourself may result in a water leakage, electric shock, and fire.

Ask your dealer for improvement, repair, and maintenance.
Incomplete improvement, repair, and maintenance may result in a water leakage, electric shock, and fire.

Improper installation or attachment of equipment or accessories could result in electric shock, short-circuit, leaks, fire or other damage to the equipment.
Be sure only to use accessories made by Daikin which are specifically designed for use with the equipment and have them installed by a professional.

Ask your dealer to move and reinstall the air conditioner or the remote controller.
Incomplete installation may result in a water leakage, electric shock, and fire.

Never let the indoor unit or the remote controller get wet.
It may cause an electric shock or a fire.

Never use flammable spray such as hair spray, lacquer or paint near the unit.
It may cause a fire.

Never replace a fuse with that of wrong ampere ratings or other wires when a fuse blows out.
Use of wire or copper wire may cause the unit to break down or cause a fire.

Never inspect or service the unit by yourself.
Ask a qualified service person to perform this work.

Cut off all electric waves before maintenance.

Do not wash the air conditioner or the remote controller with excessive water.
Electric shock or fire may result.

Do not install the air conditioner or the remote controller at any place where flammable gas may leak out.
If the gas leaks out and stays around the air conditioner, a fire may break out.

Do not touch the switch with wet fingers.
Touching a switch with wet fingers can cause electric shock.

⚠ CAUTION

After a long use, check the unit stand and fitting for damage.
If they are left in a damaged condition, the unit may fall and result in injury.

Do not allow a child to mount on the unit or avoid placing any object on it.
Falling or tumbling may result in injury.

Do not let children play on and around the unit.
If they touch the unit carelessly, it may result in injury.

Do not place a flower vase and anything containing water.
Water may enter the unit, causing an electric shock or fire.

Never touch the internal parts of the controller.
Do not remove the front panel. Some parts inside are dangerous to touch, and a machine trouble may happen.
For checking and adjusting the internal parts, contact your dealer.

Avoid placing the controller in a spot splashed with water.
Water coming inside the machine may cause an electric leak or may damage the internal electronic parts.

Do not operate the air conditioner when using a room fumigation - type insecticide.
Failure to observe could cause the chemicals to become deposited in the unit, which could endanger the health of those who are hypersensitive to chemicals.

Safely dispose of the packing materials.
Packing materials, such as nails and other metal or wooden parts, may cause stabs or other injuries.
Tear apart and throw away plastic packaging bags so that children will not play with them. If children play with a plastic bag which was not torn apart, they face the risk of suffocation.

Do not turn off the power immediately after stopping operation.
Always wait at least five minutes before turning off the power. Otherwise, water leakage and trouble may occur.

The appliance is not intended for use by young children or infirm persons without supervision.

The remote controller should be installed in such away that children cannot play with it.

⚠ NOTE

Never press the button of the remote controller with a hard, pointed object.
The remote controller may be damaged.

Never pull or twist the electric wire of the remote controller.
It may cause the unit to malfunction.

Do not place the controller exposed to direct sunlight.
The LCD display may get discolored, failing to display the data.

Do not wipe the controller operation panel with benzine, thinner, chemical dustcloth, etc.
The panel may get discolored or the coating peeled off. If it is heavily dirty, soak a cloth in water-diluted neutral detergent, squeeze it well and wipe the panel clean. And wipe it with another dry cloth.

Dismantling of the unit, treatment of the refrigerant, oil and eventual other parts, should be done in accordance with the relevant local and national regulations.

1 NAMES AND FUNCTIONS

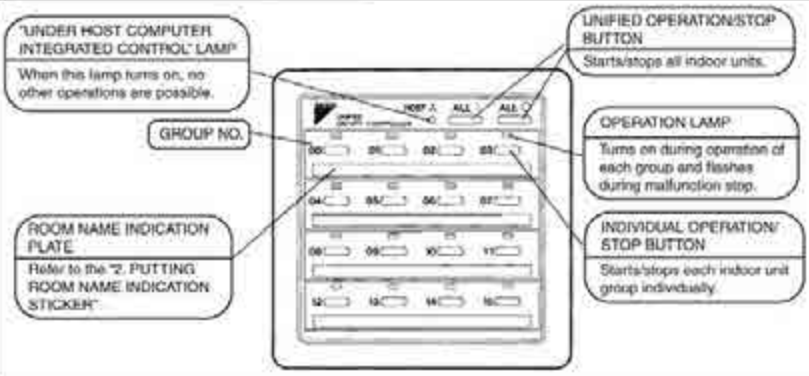

(NOTE)
- When using unified ON/OFF controller with other optional controllers for centralized control, "OPERATION LAMP" of the equipment which is not operated may turn on or off after several minutes.
  This state occure due to signal communications and is not a failure.
- Do not open the upper part of remote controller except when rewriting the indication sticker or selecting control modes.

2 PUTTING ROOM NAME INDICATION STICKER

① Open the upper part of remote controller.
Insert a (−) screwdriver into the recess between the upper and lower part of remote controller (at 2 locations) and twist the screwdriver lightly.

PC board is attached both the upper and lower part of remote controller. Do not damage the board with the screwdriver.

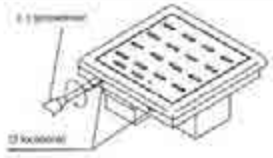

② Pull out the room name indication plate.
Insert the point of a mechanical pencil etc. into the nose of the indication sticker to pull it out.

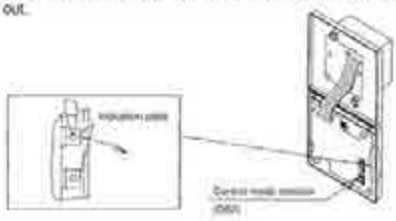

③ Put the attached indication sticker on the room name indication plate.



Put the sticker on the center of the frame.
Write the room name in the frame of the sticker with a ball point pen or a felt-tip pen (oil-base).

④ Reinstall the plate as it were, with checking the correct direction.

⑤ Close the upper part of remote controller.

3 SELECTING CONTROL MODES

The following four patterns of control mode can be set.

Control mode	Individual	Centralized	Timer operation possible by remote controller	ON/OFF control impossible by remote controller
Content	Operation/stop is controlled by both unified ON/OFF controller and remote controller.	After operated by unified ON/OFF controller,operation/stop is freely controlled by remoty controller until stopped by unified ON/OFF controller.	When used in conjunction with schedule timer, operation/stop is controlled freely by remote controller during the set time but operation is not available when schedule timer is ON.	Operation/stop is controlled by unified ON/OFF controller only. Indoor units can not be operated/ stopped by remote controller.
DSW setting				

NOTE: ■ indicates the position of switches.
- Set control modes before turning power supply on.
- When used in conjunction with central remote controller, the control modes of the central remote controller has the priority.

4 DISPLAY OF MALFUNCTION

Flashing of lamps indicates malfunctions. Contact your Daikin dealer.
When turning power supply on, all lamps may light and UNDER HOST COMPUTER INTEGRATED CONTROL lamp may flash and not accept the operation for about on minute. These conditions are not malfunctions.

Status of lamps	Contents of malfunctions
Flashing of operation lamp	Indicates malfunctions in the indoor unit in the group where the operation lamp is flashing.
Flashing of UNDER HOST COMPUTER INTEGRATED CONTROL lamp	Indicates malfunctions in optional controllers for centralized control.

2P126475-1

2.7 <DST301BA61> Schedule Timer Controller

Enables you to connect and control weekly schedule for up to 128 indoor units all together.

- Simultaneous control of up to 128 indoor units is managed by a week schedule.
- The start and stop time for twice a day can be set for the week in increments of 1 minute.
- By combining with a central remote controller and schedule timer, you can construct a system that matches the size and use of the building.
- If used together with a central remote controller, you can set up to 8 schedule patterns which can be distributed among zones as desired using the central remote controller.
- Is equipped with a compensation function for power failure up to 48 hours.
- Features thin design of a mere 16 mm in thickness. (Uses JIS recessed box for 2.)
- Wiring can be up to 1 km in length. Applicable wiring methods include bus and star in addition to crossover type.
- Can be used in combination with other D-BACS equipment.

2.7.1 Specifications / Dimensions

SPECIFICATIONS

■ Specifications

Display of time	12-hour digital display
Clock cycle type	Quartz clock type
Clock accuracy	Within ±30 sec./month (environmental temperature from 15°C to 35°C)
Timer programming	Two pairs of programmed time for both system start and system off can be set in units of minute for each day of the week
Power failure compensation time	Approximately 48 hours for a single occurrence of power failure (clock with No. of programmed time)
Size	120 (W) × 120 (H) × 53 (D) mm (Width/Height/Depth)
Weight	Approximately 210g

■ Outline drawings

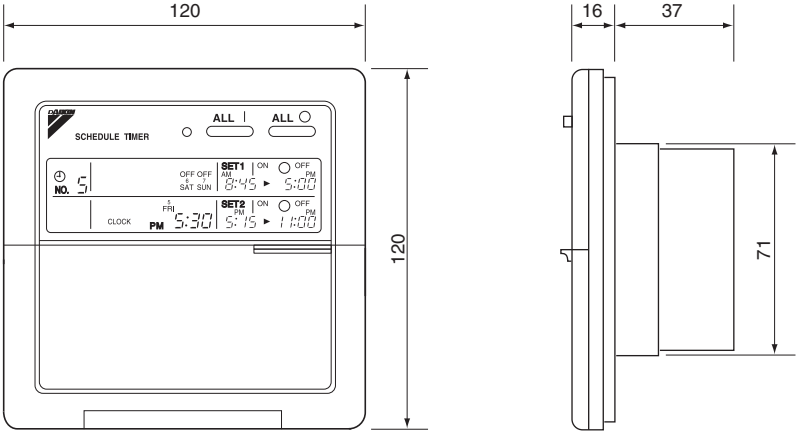

Specifications and appearance subject to change without notice.

2.7.2 Installation Manual

Please read these "SAFETY CONSIDERATIONS" carefully before installing air conditioning equipment and be sure to install it correctly. After completing the installation, make sure that the unit operates properly during the start-up operation.
Please instruct the customer on how to operate the unit and keep it maintained.
Also, inform customers that they should store this installation manual along with the operation manual for future reference.
This air conditioner comes under the term "appliances not accessible to the general public".

Meaning of warning, caution and note symbols.

⚠ **WARNING** ..... Indication a potentially hazardous situation which, if not avoided, could result in death or serious injury.
⚠ **CAUTION** ..... Indication a potentially hazardous situation which, if not avoided, may result in minor or moderate injury. It may also be used to alert against unsafe practices.
⚠ **NOTE** ..... Indication situation that may result in equipment or property-damage-only accidents.

⚠ WARNING

Ask your dealer or qualified personnel to carry out installation work. Do not try to install the machine by yourself.
Improper installation may result in water leakage, electric shocks or fire.

Perform installation work in accordance with this installation manual.
Improper installation may result in water leakage, electric shocks or fire.

Be sure to use only the specified accessories and parts for installation work.
Failure to use the specified parts may result in water leakage, electric shocks, fire or the unit falling.

Carry out the specified installation work after taking into account strong winds, typhoons or earthquakes.
Improper installation work may result in the equipment falling and causing accidents.

Make sure that a separate power supply circuit is provided for this unit and that all electrical work is carried out by qualified personnel according to local laws and regulations and this installation manual.
An insufficient power supply capacity or improper electrical construction may lead to electric shocks or fire.

Make sure that all wiring is secured, the specified wires and used, and no external forces act on the terminal connections or wires.
Improper connections or installation may result in fire.

When wiring the power supply and connecting the remote controller wiring and transmission wiring, position the wires so that the electric parts box lid can be securely fastened.
Improper positioning of the electric parts box lid may result in electric shocks, fire or the terminals overheating.

Before touching electrical parts, turn off the unit.

Ground the air conditioner. Do not connect the ground wire to gas or water pipes, lightning rod or a telephone ground wire.
Incomplete grounding may result in electric shocks.

When installing or relocating the system, be sure to keep the refrigerant circuit free from substances other than the specified refrigerant (R410A), such as air.

Do not reconstruct or change the settings of the protection devices.
If the pressure switch, thermal switch, or other protection device is shorted and operated forcibly, or parts other than those specified by Daikin are used, fire or explosion may result.

Do not touch the switch with wet fingers.
Touching a switch with wet fingers can cause electric shock.

Install an earth leak circuit breaker, as required.
If an earth leak circuit breaker is not installed, electric shock may result.

Do not install the air conditioner or the remote controller in the following locations:
(a) where a mineral oil mist or an oil spray or vapor is produced, for example in a kitchen
Plastic parts may deteriorate and fall off or result in water leakage.
(b) where corrosive gas, such as sulfurous acid gas, is produced
Corroding copper pipes or soldered parts may result in refrigerant leakage.
(c) near machinery emitting electromagnetic waves
Electromagnetic waves may disturb the operation of the control system and result in a malfunction of the equipment.
(d) where flammable gases may leak, where there are carbon fiber or ignitable dust suspensions in the air, or where volatile flammables such as thinner or gasoline are handled.
Operating the unit in such conditions may result in fire.

CISPR 22 Class A Warning.
This is a class A product. In a domestic environment this product may cause radio interference in which case the user may be required to take adequate measures.

4

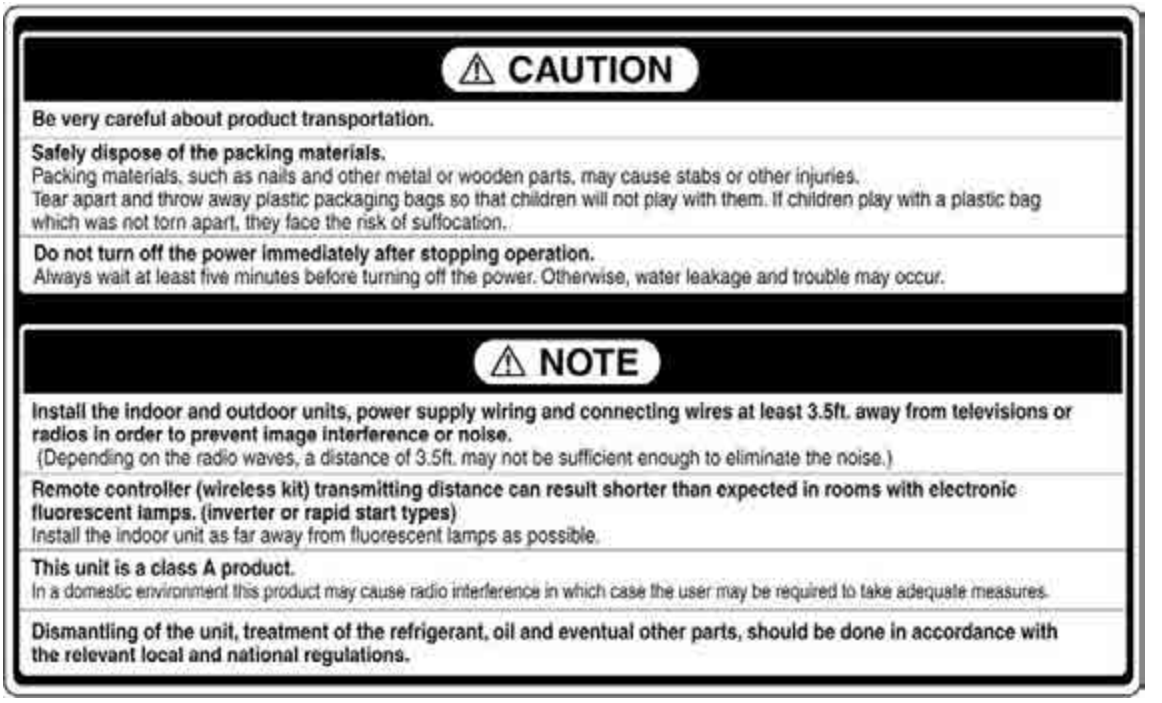

⚠ CAUTION

Be very careful about product transportation.

Safely dispose of the packing materials.
Packing materials, such as nails and other metal or wooden parts, may cause stabs or other injuries.
Tear apart and throw away plastic packaging bags so that children will not play with them. If children play with a plastic bag which was not torn apart, they face the risk of suffocation.

Do not turn off the power immediately after stopping operation.
Always wait at least five minutes before turning off the power. Otherwise, water leakage and trouble may occur.

⚠ NOTE

Install the indoor and outdoor units, power supply wiring and connecting wires at least 3.5ft. away from televisions or radios in order to prevent image interference or noise.
(Depending on the radio waves, a distance of 3.5ft. may not be sufficient enough to eliminate the noise.)

Remote controller (wireless kit) transmitting distance can result shorter than expected in rooms with electronic fluorescent lamps. (inverter or rapid start types)
Install the indoor unit as far away from fluorescent lamps as possible.

This unit is a class A product.
In a domestic environment this product may cause radio interference in which case the user may be required to take adequate measures.

Dismantling of the unit, treatment of the refrigerant, oil and eventual other parts, should be done in accordance with the relevant local and national regulations.

1 ACCESSORIES

Check the following accessories are included in the kit before installation.

Body	1	Installation screws (M4 × 16)	2
Operation manual	1	Attached electric wire (for individual use)	1
Installation manual*	4	Crimp style terminal (for individual use)	2

For installation, a electrical box to be embedded is necessary (part to be procured in the field/with covers).

* DST301BA61 includes only one installation manual.

2 INSTALLATION AND INITIAL SETTING

1. Remove the upper part of the remote controller.

- Insert a (–) screwdriver (2 locations) into the recess between the upper part and the lower part of the remote controller and twist the screwdriver lightly.

  (The PC board is attached with the upper part of the remote controller. Do not damage electric parts with a screwdriver, etc.)

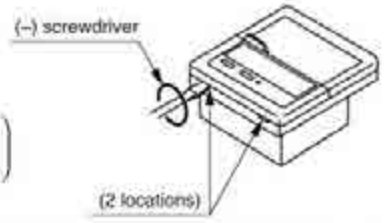

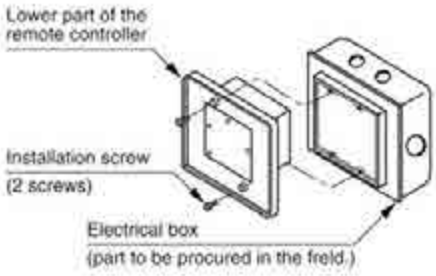

- Attach the lower part to the electrical box (part to be procured in the field) with the provided installation screws.

  (Select a flat face as a installation place. Do not tighten the installation screws excessively not to damage the lower part of the remote controller.)

For part to be procured in the field electrical box, use KJB212AA (optional accessory).

2. Initial setting

① Setting connector for individual use (X1A) (Factory set : OFF) (Set for individual use only)

- For individual use of schedule timer
  Insert the connector attached with the body case on the PC board.
- For combined use with other optional controllers for centralized control
  Do not change the factory setting.

② Control mode selector (SS2) (Set for individual use only)
By changing the switch, setting mode of individual and centralized operation is available.

Note) When used with other optional controllers, control mode of central remote controller and unified ON/OFF controller have the priority.

Individual (Factory set)

Centralized

③ Setting of the sequential operation function
The schedule timer is equipped with a sequential operation function that sequentially turns indoor units on in 2-second intervals during unified operation.
(Sequential operation is factory set to "ON.")
To switch sequential operation ON or OFF, set as follows.

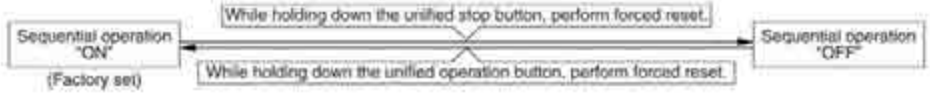

Note) The sequential operation function is designed to reduce the load on the power supply equipment, but does not guarantee that compressors will not be started simultaneously. You cannot therefore count on a capacity reduction effect by power supply equipment breaker selection.

4

④ Forced reset switch (SS1)
When changing the setting of the connector for individual use, etc., the switch can be reset simply by setting it to the reset side once and returning to the normal side. This procedure enables to reset without turning off the power. (Set the normal side at normal operation.)

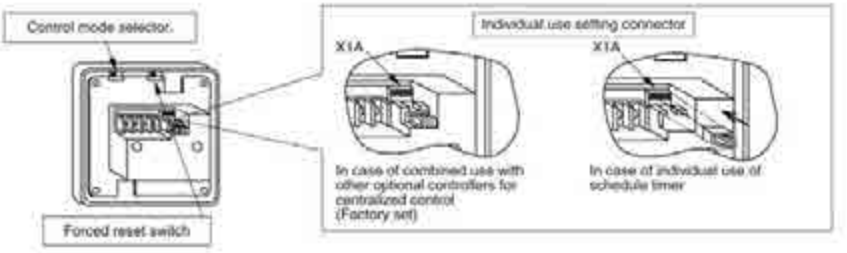

⑤ Setting for special function
When you want to have a programmed operation of a part of indoor units by using only schedule timer, cut off JP1 and supply the power again.
You can have a programmed operation of the indoor units set the address for central control by local remote controller.

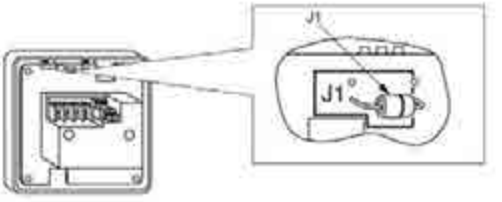

3. Transmission wiring

- In case of individual use of schedule timer
  Connect terminals of the schedule timer (F1, F2) with terminals of the indoor unit (F1, F2). Connect terminals of the schedule timer (D1, D2) and the connector on the indoor unit PC board, using the attached electric wire and crimp style terminals.
  Prevent the connection part of crimp style terminal from getting out of the electric parts box of indoor unit.
- In case of combined use with other optional controllers for centralized control
  Connect terminals of the schedule timer (F1, F2, D1, D2) and the terminals of the central remote controller (or unified ON/OFF controller).

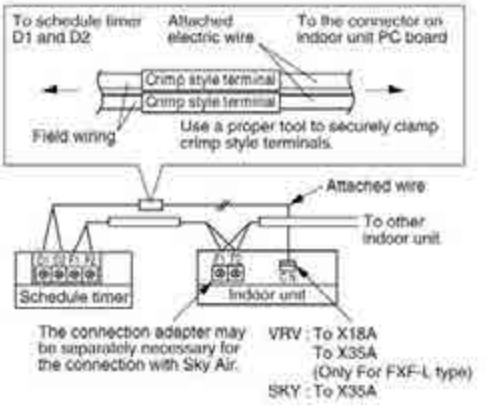

Wiring specifications

	F1, F2	D1, D2
Wiring	Sheathed wire (2-wire)	Sheathed wire (2-wire)
Gauge	0.75 – 1.25mm²	0.75 – 1.25mm²
Length	Max. 1000m	Max. 150m

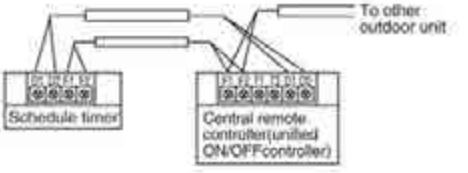

NOTES:
1. Electrical box and transmission wiring are not attached.
2. Do not touch the PC board with your hand.
3. Keep transmission wiring at least 50 mm away from power supply wiring to avoid malfunctions.

4. Install the upper part of the remote controller as before.

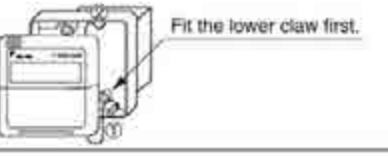

3 SETTING GROUP NO. FOR CENTRALIZED CONTROL

Set the group number of each group of the indoor unit from the remote controller. (In case of no remote controller, also connect the remote controller and set the group No. Then, remove the remote controller.)

(1) Turn ON the power of the indoor unit and SCHEDULE TIMER.
(Unless the power is ON, no setting can be made.)
Check that the installation and electrical wiring are correct before turning the power supply ON.
(When the power supply is turned ON, all LCD appear once and the unit may not accept the operation for about one minute with the display of "88".)

(2) While in the normal mode, hold down the "[ ]" button for a minimum of 4 seconds.
The remote controller will enter the FIELD SET MODE.

(3) Select the MODE No. "00" with the "[ ]" button.

(4) Use the "[ ]" button to select the group No. for each group.
(Group numbers increase in the order of 1-00,1-01,···1-15, 2-00,···8-15.)

(5) Press "[ ]" to set the selected group No.

(6) Press "[ ]" to return to the NORMAL MODE.

NOTES)
- In case of individual use of schedule timer
  Group number setting is not necessary. It is automatically set when turning power supply ON.
- See the instruction manuals which came with the Ventair and adapters (i.e., multi-purpose adapters) for details on their Group No. settings.

NOTICE Be sure to keep the operation manual for maintenance.

4 TEST OPERATION

Refer to the installation manual attached to the outdoor unit.

In case the schedule timer is used individually and the wiring is changed after the system has been operated, reset the power after energizing for more than five minutes.
It may not be possible to control the unit from the schedule timer.

3P162015-1A

2.7.3 Operation Manual

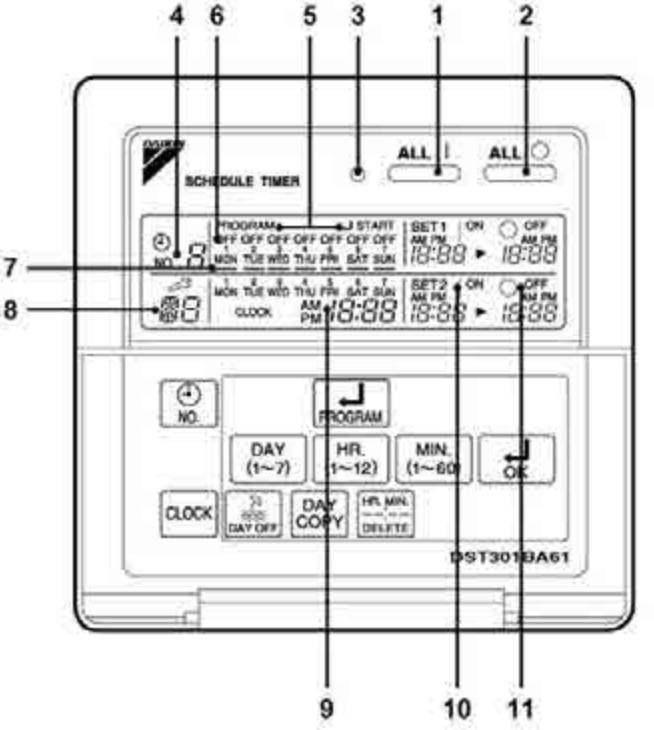

1

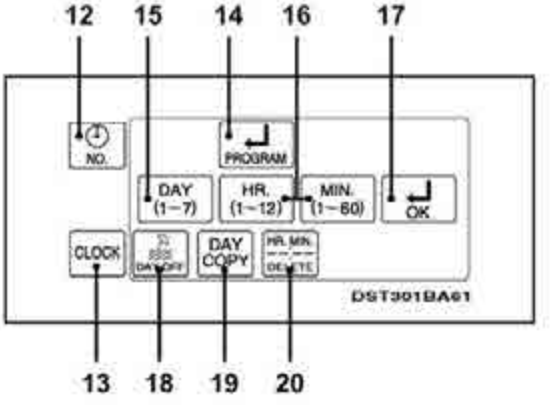

2

[1]

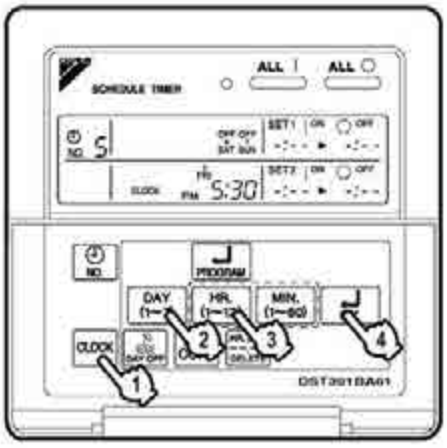
SCHEDULE TIMER
ALL
ALL
PROGRAM
DAY
HR.
MIN.
CLOCK
DAY COPY
DST301BA01

3

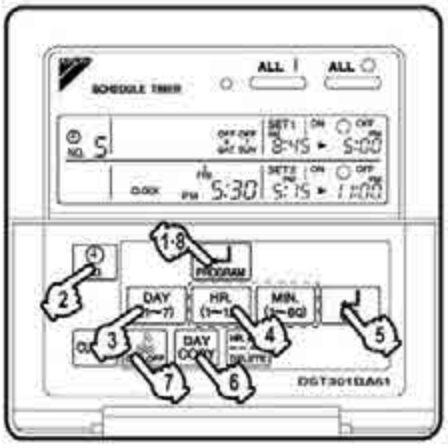
SCHEDULE TIMER
ALL
ALL
PROGRAM
DAY
HR.
MIN.
CLOCK
DAY COPY
DST301BA01

4

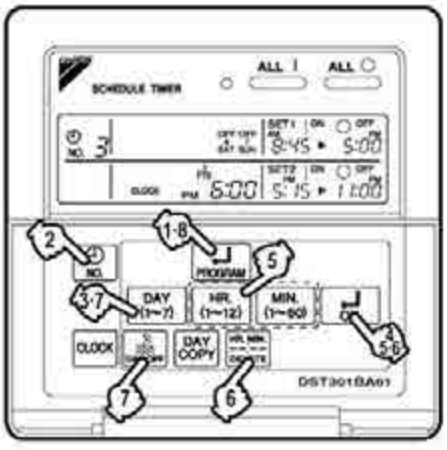
SCHEDULE TIMER
ALL
ALL
PROGRAM
DAY
HR.
MIN.
CLOCK
DAY COPY
DST301BA01

5

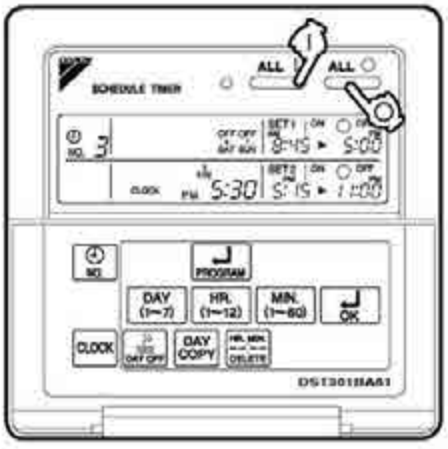
SCHEDULE TIMER
ALL
ALL
PROGRAM
DAY
HR.
MIN.
OK
CLOCK
DAY COPY
DST301BA01

6


SCHEDULE TIMER
ALL
ALL

7

[2]

SAFETY CONSIDERATIONS

Please read these " SAFETY CONSIDERATIONS " carefully before installing air conditioning equipment and be sure to install it correctly.
After completing the installation, make sure that the unit operates properly during the start-up operation.
Please instruct the customer on how to operate the unit and keep it maintained.
Also, inform customers that they should store this installation manual along with the operation manual for future reference.
This air conditioner comes under the term " appliances not accessible to the general public ".

Meaning of warning, caution and note symbols.

⚠ **WARNING**..... Indicates a potentially hazardous situation which, if not avoided, could result in death or serious injury.

⚠ **CAUTION**..... Indicates a potentially hazardous situation which, if not avoided, may result in minor or moderate injury. It may also be used to alert against unsafe practices.

⚠ **NOTE**..... Indicates situation that may result in equipment or property-damage-only accidents.

Keep these warning sheets handy so that you can refer to them if needed.
Also, if this equipment is transferred to a new user, make sure to hand over this operation manual to the new user.

⚠ WARNING

In order to avoid electric shock, fire or injury, or if you detect any abnormality such as smell of fire, turn off power and call your dealer for instructions.

Ask your dealer for installation of the air conditioner.
Incomplete installation performed by yourself may result in a water leakage, electric shock, and fire.

Ask your dealer for improvement, repair, and maintenance.
Incomplete improvement, repair, and maintenance may result in a water leakage, electric shock, and fire.

Improper installation or attachment of equipment or accessories could result in electric shock, short-circuit, leaks, fire or other damage to the equipment. Be sure only to use accessories made by Daikin which are specifically designed for use with the equipment and have them installed by a professional.

Ask your dealer to move and reinstall the air conditioner or the remote controller.
Incomplete installation may result in a water leakage, electric shock, and fire.

Never let the indoor unit or the remote controller get wet.
It may cause an electric shock or a fire.

Never use flammable spray such as hair spray, lacquer or paint near the unit.
It may cause a fire.

Never replace a fuse with that of wrong ampere ratings or other wires when a fuse blows out.
Use of wire or copper wire may cause the unit to break down or cause a fire.

Never inspect or service the unit by yourself.
Ask a qualified service person to perform this work.

Cut off all electric waves before maintenance.

Do not wash the air conditioner or the remote controller with excessive water.
Electric shock or fire may result.

Do not install the air conditioner or the remote controller at any place where flammable gas may leak out.
If the gas leaks out and stays around the air conditioner, a fire may break out.

Do not touch the switch with wet fingers.
Touching a switch with wet fingers can cause electric shock.

CISPR 22 Class A Warning:
This is a class A product. In a domestic environment this product may cause radio interference in which case the user may be required to take adequate measures.

1

⚠ CAUTION

After a long use, check the unit stand and fitting for damage.
If they are left in a damaged condition, the unit may fall and result in injury.

Do not allow a child to mount on the unit or avoid placing any object on it.
Falling or tumbling may result in injury.

Do not let children play on and around the unit.
If they touch the unit carelessly, it may result in injury.

Do not place a flower vase and anything containing water.
Water may enter the unit, causing an electric shock or fire.

Never touch the internal parts of the controller.
Do not remove the front panel. Some parts inside are dangerous to touch, and a machine trouble may happen.
For checking and adjusting the internal parts, contact your dealer.

Avoid placing the controller in a spot splashed with water.
Water coming inside the machine may cause an electric leak or may damage the internal electronic parts.

Do not operate the air conditioner when using a room fumigation - type insecticide.
Failure to observe could cause the chemicals to become deposited in the unit, which could endanger the health of those who are hypersensitive to chemicals.

Safely dispose of the packing materials.
Packing materials, such as nails and other metal or wooden parts, may cause stabs or other injuries.
Tear apart and throw away plastic packaging bags so that children will not play with them. If children play with a plastic bag which was not torn apart, they face the risk of suffocation.

Do not turn off the power immediately after stopping operation.
Always wait at least five minutes before turning off the power. Otherwise, water leakage and trouble may occur.

The appliance is not intended for use by young children or infirm persons without supervision.

The remote controller should be installed in such away that children cannot play with it.

⚠ NOTE

Never press the button of the remote controller with a hard, pointed object.
The remote controller may be damaged.

Never pull or twist the electric wire of the remote controller.
It may cause the unit to malfunction.

Do not place the controller exposed to direct sunlight.
The LCD display may get discolored, failing to display the data.

Do not wipe the controller operation panel with benzine, thinner, chemical dustcloth, etc.
The panel may get discolored or the coating peeled off. If it is heavily dirty, soak a cloth in water-diluted neutral detergent, squeeze it well and wipe the panel clean. And wipe it with another dry cloth.

Dismantling of the unit, treatment of the refrigerant, oil and eventual other parts, should be done in accordance with the relevant local and national regulations.

4

CONTENTS

SAFETY CONSIDERATIONS 1
FEATURES AND FUNCTIONS 3
NAMES AND FUNCTIONS OF OPERATING SECTION 4
OPERATION 5
Setting present time 5
Setting no. of programmed time 6
Change and cancellation of no. of programmed time 7
Manual operation 9
Operation control code 9
Error diagnosing function 9
QUESTION AND ANSWER 10
SPECIFICATIONS 12
Specifications 12
Outline drawings 12

FEATURES AND FUNCTIONS

■ **Operation controlled by programmed time**
Operating time and stopping time can be set to the minute by each day of the week. The operating and stopping patterns can also be set in schedule according to the time slot given twice a day in tune with the uses.

See page 5—9.

■ **Unified Operation/Stop**
By using this schedule timer, the unified operation/stop of the indoor unit can be executed manually regardless of the No. of programmed time in operation.

See page 9.

• **When used in conjunction with central remote controller (Optional Accessory)**
The operation controlled by programmed time can be set for up to eight different patterns (timer No. 1 – 8). Each schedule pattern can be also selected.

NAMES AND FUNCTIONS OF OPERATING SECTION (Fig. 1, 2)

1	**UNIFIED OPERATION BUTTON " ALL | "**
	Press this button to perform the unified operation regardless of the No. of programmed time.
2	**UNIFIED STOP BUTTON " ALL ○ "**
	Press this button to perform the unified stop regardless of the No. of programmed time.
3	**OPERATION LAMP (RED)**
	The light turns on during the operation of the indoor unit.
4	**DISPLAY " NO. 8 " (TIME NO.)**
	Displays the time No. only when used in conjunction with the central remote controller.
5	**DISPLAY "PROGRAM ↵START." (PROGRAMMING START)**
	The light turns on when the timer is programmed.
6	**DISPLAY " OFF " (HOLIDAY SETTING)**
	Lights above the day of the week set as holiday. The operation controlled by timer is not available on that day.
7	**DISPLAY " — " (SETTING OF DAYS OF A WEEK)**
	Flashes below the day of the week programmed.
8	**DISPLAY " 88 " (MALFUNCTION CODE)**
	Displays the contents of malfunction during the stop due to malfunction.
9	**DISPLAY " MON TUE WED THU FRI SAT SUN CLOCK AM PM 18:88 " (PRESENT TIME)**
	Displays the present day of the week and time.
10	**DISPLAY " AM PM | ON 18:88 " (PROGRAMMED TIME OF SYSTEM START)**
	Displays the time programmed to start.
11	**DISPLAY " ○ OFF AM PM 18:88 " (PROGRAMMED TIME OF SYSTEM OFF)**
	Displays the time programmed to stop.
12	**TIME NO. BUTTON " NO. "**
	See page 5–9.
13	**CLOCK ADJUSTING BUTTON " CLOCK "**
	Press this button to set the present time.
14	**PROGRAMMING START BUTTON " ↵ PROGRAM "**
	Press this button to set or check the No. of programmed time. Press it again after you are through with the program.
15	**BUTTON FOR SELECTING DAYS OF A WEEK " DAY (1~7) "**
	Press this button to select the day of the week.
16	**HOUR/MINUTE BUTTON " HR. (1~12) MIN. (1~60) "**
	Press this button to adjust the present time and the programmed time.

4

17	**TIMER ON BUTTON " OK "**
	Press this button to set the present time and the programmed time.
18	**HOLIDAY SETTING BUTTON " DAY OFF "**
	Press this button to set holidays.
19	**BUTTON FOR COPYING PROGRAM OF PREVIOUS DAY " DAY COPY "**
	Use this button to set the No. of programmed time same as that of the previous day.
20	**PROGRAM CANCELING BUTTON " HR. MIN. DELETE "**
	Use this button to set the programmed time to cancel. The display shows " – : – – ".

(Note)
1. Please note that all the displays in the figure appear for explanation purpose or when the cover is open.

OPERATION

■ Setting present time (Fig. 3)

(Example) In case of setting Friday, 5:30 p.m.

1. **Press the CLOCK ADJUSTING BUTTON. The present time display flashes.**

   (NOTE)
   • The present time needs adjusting in case of turning power supply on for the first time or the occurrence of power failure over the period of 48 hours or more.

2. **Press the BUTTON FOR SELECTING DAYS OF A WEEK. Each time the button is pressed, the day display shifts to the right.**

   (NOTE)
   • The display " MON " follows the display " SUN. "



Set the day to Friday.

3. **Set the time with the HOUR/MINUTE BUTTON. Each time the HOUR/MINUTE BUTTON is pressed, the display is put forward minute by minute and hour by hour. When the button is kept pressed, the display is put forward continuously.**

   (NOTES)
   • After becoming " AM 11:00 ", when the button is pressed, the display becomes " PM 0:00 ".
   • After becoming " 59 " (minute), when the button is pressed, the display becomes " 00 " (minute).



Set the time to 5:30 p.m.

4. **Press the TIMER ON BUTTON the moment the time signal of TV, radio, telephone, etc. is heard. The mark " : " flashes, and the clock starts.**

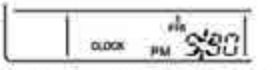

Press the TIMER ON BUTTON in tune with the time signal at 5:30 p.m.

(NOTES)
• The clock used is of 12-hour type.
• When you turn power supply on, the system may display " 88 " for about one minute and not start to operate after all the liquid crystal displays appear at a time.
• If the CLOCK ADJUSTING BUTTON is pressed by mistake, press it again to return to the original state. As the clock does not stop, the time indicated by the clock is kept correct. In case of power failure within 48 hours, the clock keeps operating by utilizing the built-in battery.

■ Setting no. of programmed time (Fig. 4)

(Example) **Time No. 5 (to be programmed only when used in conjunction with the central remote controller)**

Monday to Friday:
Operating from 8:45 a.m. till 5:00 p.m.
Operating from 5:15 p.m. till 11:00 p.m.

Saturday and Sunday:
Setting the whole day stop operation (application for holidays) controlled by programmed time.

1. Press the PROGRAMMING START BUTTON. Programming is available.
The display " PROGRAM ⌟START " appears, and the display of days of a week flashes.

2. Press the TIME No. BUTTON, and select the desired number.

(NOTE)
- Unless used in conjunction with the central remote controller, The TIME No. is not displayed and can not be selected.

Select the TIME No. 5.

3. Press the BUTTON FOR SELECTING DAYS OF A WEEK, and set the proper day of the week. Each time you press it, the flashing display of days of a week shifts to the right.



Set to Monday.

(1) Setting programmed time

4. Set the programmed time of system start 1 by using the HOUR/ MINUTE BUTTON. Each time the HOUR/MINUTE BUTTON is pressed, the display is put forward minute by minute and hour by hour. When the button is kept pressed, the display is put forward continuously.



Set the "PROGRAMMED TIME OF SYSTEM START 1" at 8:45 a.m.

5. Press the TIMER ON BUTTON, and set the programmed time of system start 1. Each time you press it, the next area to be set flashes.

(NOTE)
- Set the other programmed time in the same procedure.



(2) Set the next day of the week.
Set the day of the week to Tuesday, and copy the program of the previous day (Monday). In the same procedure, set the day of the week to Wednesday through Friday in sequence.

6. Press the BUTTON FOR SELECTING DAYS OF A WEEK and set the following day. Press the BUTTON FOR COPYING PROGRAM OF PREVIOUS DAY. The same program as that of the immediately preceding day of the week is set.

(NOTE)
- Repeat each procedure 3 – 5 in the above when not copying the contents of the previous day.

(3) Holiday setting

7. Press the BUTTON FOR SELECTING DAYS OF A WEEK and set one or more days of the week as holiday. Press the HOLIDAY SETTING BUTTON, and the display " OFF " is displayed at the top of the day of the week. If you press it again, the display returns to the original state.

Set Saturday and Sunday as holidays.

8. Press the PROGRAMMING START BUTTON, and finish the program setting.

(NOTES)
- Unless the button is pressed within 20 minutes, the display will automatically revert back to the original state. In this case, setting contents up to the point where the TIMER ON BUTTON (or HOLIDAY SETTING BUTTON or BUTTON FOR COPYING PROGRAM OF PREVIOUS DAY) is pressed will only take effect.
- The display " PROGRAM ⌟START " and the display of days of a week " — " disappears.
- The flashing display goes off, and the No. of programmed time of the present day is displayed. Then the operation controlled by timer starts.
- The operation controlled by timer is executed even while the program is being set.

This is the end of the setting example.

■ Change and cancellation of no. of programmed time (Fig. 5)

(Example) Time No. 3 (to be set only when used in conjunction with the central remote controller)

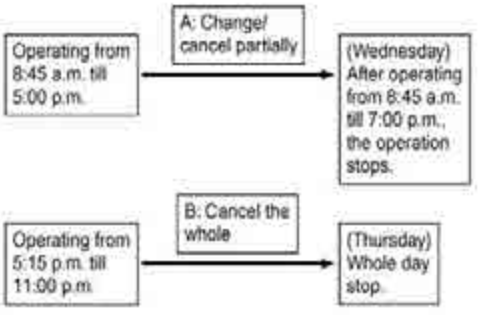

1. Press the PROGRAMMING START BUTTON. The program setting is ready. The display " PROGRAM ⌟START " appears, and the display of days of a week flashes.

2. Press the TIME No. BUTTON, and select the desired No.



Select the time No. 3.

3. **Press the BUTTON FOR SELECTING DAYS OF A WEEK, and set the day of the week to be changed. The set No. of programmed time of the day of the week is displayed.**



Set the day to Wednesday.

A. Change/cancel partially

4. **Press the TIMER ON BUTTON and change, and the display of programmed time flashes. Each time you press it, the next area to be set flashes.**

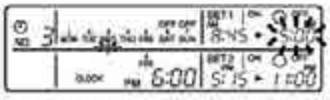

Shift to the display "PROGRAMMED TIME OF SYSTEM OFF 1".

5. **Press the HOUR/MINUTE BUTTON and change the programmed time. Press the TIMER ON BUTTON, and finalize the setting of change.**

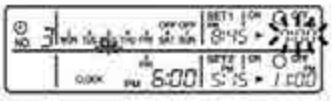

Change the "PROGRAMMED TIME OF SYSTEM OFF 1" to 7:00 p.m.

6. **Press the PROGRAM CANCELING BUTTON, and cancel the programmed time. If you press it again, display returns to the original state. Press the TIMER ON BUTTON to finalize the cancellation.**

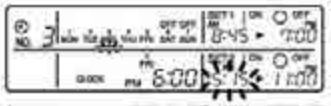

Shift to the "PROGRAMMED TIME OF SYSTEM START 2".



Set the "PROGRAMMED TIME OF SYSTEM START 2" to program cancellation.

In the same procedure, cancel the programmed time of system off 2.

B. Cancel the whole

7. **Press the BUTTON FOR SELECTING DAYS OF A WEEK, and shift to the day of the week to be canceled. Then, press the HOLIDAY SETTING BUTTON, the display " OFF " appears at the top of the particular day of the week. The programmed time is canceled. If you press the button again, the display returns to the original state.**



Shift the day of the week to Thursday to set as a holiday.

8. **Press the PROGRAMMING START BUTTON. The program setting is now finished.**

(NOTES)
- Unless the button is pressed within 20 minutes, the display will automatically revert back to the original state. In this case, setting contents to the point where the TIMER ON BUTTON (or HOLIDAY SETTING BUTTON or BUTTON FOR COPYING PROGRAM OF PREVIOUS DAY) is pressed will only take effect.
- To continue the change/cancellation, do not press the PROGRAMMING START BUTTON until all change/cancellation are completed.
- The operation controlled by timer is executed even while the program is being set.

■ Manual operation (Fig. 6)

This schedule timer enables the operation/stop by pressing the UNIFIED OPERATION/STOP BUTTON in addition to the operation controlled by timer (operation/stop according to the programmed time) at any time.

1. **Press the UNIFIED OPERATION BUTTON, and the OPERATION LAMP turns on.**

2. **Press the UNIFIED STOP BUTTON, and the OPERATION LAMP is turned off.**

(NOTES)
- The operation automatically stops according to the programmed time of system off even during the manual operation. In the meantime, the operation starts automatically according to the programmed time of system start even during the stop of operation.
- If the unit is used in conjunction with other optional controllers for centralized control, the OPERATION LAMP of the unit that is not under operation control may be turned on or off a few minutes behind schedule. This shows that the signal is being exchanged, and does not indicate any failure.

Operation lamp	
○ Turn on:	The light turns on when any of the indoor units is in operation whether the operation is controlled by timer or by hand.
● Turn off:	The light turns off when all the indoor units stop.

■ Operation control code

Two different types of operation control codes can be selected when this kit is used independently (when not used in conjunction with the central remote controller, unified ON/OFF controller, etc.).

Individual

In case where the operation/stop is controlled by both schedule timer and remote controller.

Centralized

The operation is controlled by the schedule timer alone, and the operation/stop is controlled freely with the remote controller during the programmed time.

(NOTES)
- For current settings, contact your DAIKIN dealer.
- To change settings, contact your DAIKIN dealer.
  Do not change settings yourself.

■ Error diagnosing function (Fig. 7)

This schedule timer is provided with the malfunction diagnosing function. The malfunction code flashes if there occurs any malfunction in communication, etc. between and among the optional controllers for centralized control. In addition, the operation lamp also flashes if there occurs any malfunction in communication with the indoor unit. Check the contents of the display and contact your DAIKIN dealer because the signals give you the idea of the trouble area.

Operation lamp	Malfunction code	Contents of malfunction
Turn off	M1	Failure of PC board of schedule timer. **Fixes** The following causes are possible. Check each one. **1.** PC board problems
Turn on or off	M8	Malfunction of transmission between each optional controllers for centralized control. **Fixes** Check all central devices which are connected (e.g., power supply, transmission wiring, etc.).
Turn on or off	MA	Improper combination of optional controllers for centralized control. **Fixes** The following causes are possible. Check each one. **1.** Are all central devices combined correctly? **2.** Is the master central connector attached to two or more central devices? **3.** Are there 128 or more indoor units connected?
Turn on or off	MC	Address failure of schedule timer. **Fixes** The following causes are possible. Check each one. **1.** Do the control range addresses in the central remote controller overlap? **2.** Do the control range addresses in the on/off controller overlap? **3.** Are there 2 or more schedule timers connected?
Flash	UE	Malfunction of transmission between indoor unit and optional controllers for centralized control. **Fixes** Inspect all indoor units which are displaying an error (e.g., power supply, transmission wiring, etc.).
Flash	—	Malfunction in indoor unit (Refer to the malfunction codes of the indoor remote controller, while also read the " CAUTION FOR SERVICING " attached to the indoor unit.)

QUESTION AND ANSWER

Question	Answer
It is possible to make settings twice a day, but is it possible to make only the " off " setting? (To avoid forgetting to turn the unit off.)	Yes. Press the PROGRAM CANCELING BUTTON in the " [illegible] " section in order to set it to " OFF ".

10

4

Is it possible to set times which straddle days?	Yes, it is possible. Example: Start operation at 5:00 a.m. on Sunday Stop operation at 6:00 p.m. on Monday 
The unit does not turn on even though the set " on " time has come. (When using the schedule timer alone)	The following causes are possible. **1.** Are the " on " time and the " off " time set to the same time?
The unit does not turn on even though the set " on " time has come. (When using the unit with a central remote controller)	The following causes are possible. Check each one. **1.** Was the timer number set with the central remote controller? Was an incorrect timer number set? **2.** Is another timer no. set with the central remote controller set for " off " at the same time? **3.** Is the operation code set to " remote control permission timer " using the central remote controller or the on/off controller?
The unit operates even though that day is set as a holiday. (When using the unit with a central remote controller)	The following causes are possible. **1.** Is another timer number set with the central remote controller set for " on " at the same time? (If two timer numbers are set, make sure that the settings for holidays and working days do not overlap between the different timer numbers.)

The TIME NO. is not displayed.	The following causes are possible. **1.** The TIME NO. is not displayed when using the schedule timer alone. (It can be set if using the central remote controller at the same time.)
The display remains  even though I push the HOUR/MINUTE BUTTON in the timer program settings.	The following causes are possible. **1.** Is the day set to a holiday?
I cannot set " central management priority " or " after-push priority " with the schedule timer.	The following causes are possible. **1.** Is a central remote controller or on/off controller also installed? • **The priority order of the operation codes depends on the central devices which are installed.** The below operation codes are set. • Schedule timer Central remote controller is used as well Operation code of the central remote controller • Schedule timer On/off controller is used as well Operation code of the on/off controller • Schedule timer Central remote controller On/off controller is used as well Operation code of the central remote controller

11

3P124623-5C

2.8 <KRP928BB2S> Interface Adaptor for DIII-NET (Residential Air Conditioner)

Safety Precautions

- Read these Safety Precautions carefully to ensure correct installation.

This manual classifies precautions into WARNING and CAUTION.

⚠ **WARNING** : Failure to follow WARNING is very likely to result in such grave consequences as death or serious injury.

⚠ **CAUTION** : Failure to follow CAUTION may result in serious injury or property damage, and in certain circumstances, may result in a grave consequence.

Be sure to follow all the precautions below ; they are all important for ensuring safety.

⚠ WARNING

- **Installation should be left to the dealer or another qualified professional.**
  Improper installation by yourself may cause malfunction, electrical shock, or fire.
- **Install the set according to the instructions given in this manual.**
  Incomplete or improper installation may cause malfunction, electrical shock, or fire.
- **Be sure to use the standard attachments or the genuine parts.**
  Use of other parts may cause malfunction, electrical shock, or fire.
- **Disconnect power to the connected equipment before starting installation.**
  Failure to do so may cause malfunction, electrical shock, or fire.
- **A ground fault circuit interrupter / an earth leakage circuit breaker should be installed.**
  If the breaker is not installed, electrical shock may occur.

⚠ CAUTION

- **Do not install the set in a location where there is danger of exposure to inflammable gas.**
  Gas accumulated around the unit at the work may cause fire.
- **To prevent damage due to electrostatic discharge, touch your hand to a nearby metal object (doorknob, aluminum sash, etc.) to discharge static electricity from your body before touching this kit.**
  Static electricity can damage this kit.
- **Lay this cable separately from other power cables to avoid external electrical noises.**

- After installation is complete, test the operation of the PCB set to check for problems, and explain how to use the set to the end-user.

1.Overview, Features and Compatible Models

This kit is the interface required when connecting the central controller and a Room Air Conditioner. Use of the central controller makes it possible to perform the following monitoring and operations. It is compatible with room air conditioners which have an HA connector S21.

1. Run / stop for the central controller and wired remote controller, operating mode selection, and temperature can be set.
2. The operating status, any errors, and the content of those errors can be monitored from the central controller and wired remote controller.
3. Run / stop for the central controller and wireless remote controller, operating mode selection, and the temperature setting can be limited by the central controller.
4. Zone control can be performed from the central controller.
5. The unit can remember the operating status of the air conditioner before a power outage and then start operating in the same status when the power comes back on.
6. Card keys, operating control panels, and other constant / instantaneous connection-compatible equipment can be connected.
7. The Operating / error signals can be read.
8. The indoor temperature can be monitored from the Intelligent Touch Controller.

Precaution

1. When reading the Operating / error signals, a separate external power source (12 V DC) is needed.
2. A separate timer power source (16 V DC) is needed when using the schedule timer independently, and not in conjunction with other central controllers.
3. The range of temperatures that can be set from the central controller is 18°C to 32°C in cooling and 14°C to 28°C in heating.
4. Fan operation cannot be selected from the central controller or wired remote controller.
5. Group control (i.e., control of multiple indoor units with a single remote controller) is not available.
6. Monitoring is not available of the thermo status, compressor operating status, indoor fan operating status, electric heater, or humidifier operating status.
7. Forced thermo off, filter sign display and reset, fan direction and speed settings, air conditioning fee management, energy savings instructions, low-noise instructions, and demand instructions cannot be made.

2.Component Parts

This kit includes the following components. Check to ensure that none of these are missing.

Parts	Q'ty	Parts	Q'ty
Kit assy PCB is in the housing.	1	Connection harness (about 1.8 m)	1
		Mounting screws	3
		Binding band	6
		Installation manual	2

3.Names of Parts and Electric Wiring

<Wiring procedure>

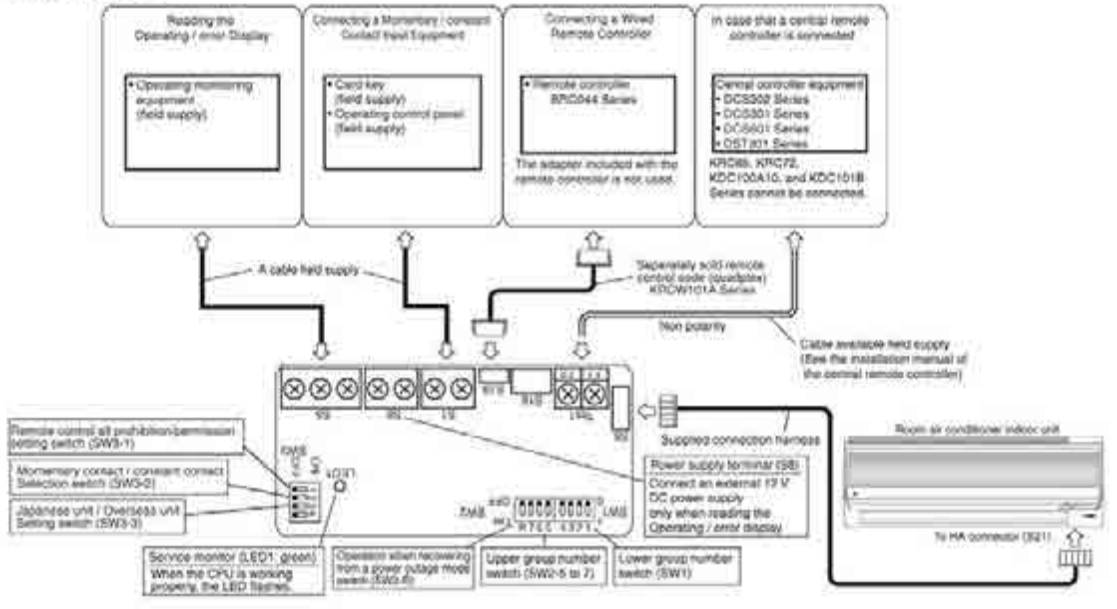

4.Switch Settings

NOTE Turn the power on after all the switches have been set.
Settings made while the power is on are invalid.

Open the Kit's case and set the switches on the circuit board.

(1) For Overseas / Japanese unit setting (SW3-3)
Room air conditioners, different methods are used for setting the temperature in automatic mode, so this switch needs to be set.

Destination	SW3-3 setting	What Happens
Japan	OFF (Factory setting)	• "Automatic" operation is not available from the central controller. When using "automatic" operation using the wireless remote controller, the central controller displays automatic cooling (heating) and 25°C. Even if the temperature is changed, it will return to 25°C after a while.
Overseas	ON	• "Automatic" operation is available from the central controller.

(2) Group number settings (SW1 and SW2-5 to SW2-7)
Set these when using the central controller. (Set to the ■side.) Do not set more than one unit to the same number.
Use SW2-R for (3) Settings when recovering from a power outage.

However, these settings do not need to be made when using the schedule timer independently.
(The settings are needed when used in conjunction with another DCS Series central controller.)
In this case, the schedule timer performs an auto address after the power is turned on, so new group numbers are automatically set. Settings made using the switches will be overwritten.

Group NO. settings table (Enlarged section SW1 and SW2 in "3. Names of Parts and Electrical Wiring")



NOTE also that a separate timer power source is needed when using the schedule timer independently.
Power source specs: 16 V DC, +10%, -15%, 200mA.

(3) Settings when recovering from a power outage (SW2-R)
This selects whether to restart operation when the power comes back on after a power outage occurred during operation. This setting is given priority in cases where the indoor unit has an auto start ON / OFF jumper. Note also that regardless of whether switch SW2-R is on or off, the operating mode (NOTE), set temperature, fan direction and speed settings, and remote control prohibition n status are stored.

SW2-R setting	What Happens
OFF (Factory setting)	Stops after recovering from a power outage
ON	Stops if the unit was stopped before the power outage and runs if it was running.

(NOTE) The following settings apply to the models below.

Mode before the power outage / Room air conditioner	COOLING	HEATING
Models with humid heating and dehumidifying functions.	DRY COOLING	HUMID HEATING
Models with dehumidifying function.		HEATING

(4) Contact input function settings (SW3-1 to SW3-2)
When using contact input (S1), choose one of the following functions.

S1 operating mode	SW3-1 setting	SW3-2 setting	What Happens	Control mode
Instantaneous contact input (factory setting)	OFF	OFF	The operating status of the air conditioner is checked by an instantaneous input of 0.2 msec or more.	Last command priority
Constant contact input		ON	Contact - Open to close: air conditioner runs. Close to open: air conditioner is stopped. (NOTE 1)	ON / OFF control is rejected. (operate / stop / timer prohibited) (NOTE 2)
Remote control all prohibition/permission input	ON	Invalid	Contact - Open to close: air conditioner stops. Close to open: no change in operating status.	All remote controller actions are prohibited when the contact is closed. (NOTE 3)

NOTE1: Since central equipment uses last command priority, the contact status and operating status of the air conditioner might not match sometimes.
Example: If the unit is run from the central controller while the air conditioner is stopped with an open contact, the contact will be open and the unit will be running.
NOTE2: Operating mode and fan direction and speed settings can be changed.
NOTE3: If the contact is closed while the ON timer is set, as the power ON timer function is still operating, the operation starts at the time specified by the timer. To prevent operation of the power ON timer, use of the (KRP413AB1S) remote control PC-board set is recommended. However, note that it cannot be used in tandem with the central controller.
If this product is connected to an air conditioner manufactured in or after 2011, when the contact is closed, the power ON timer may be cancelled depending on the combination with the model.

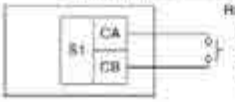

Run / stop input
Contact specs
No-voltage minute electric current contact
(Minimum applicable load 12 V DC, 1mA or lower)
Total wire length max: 100m

5.Control Codes

When using a central remote controller, the operating codes can be used to limit operation from wireless remote controllers. Three beeps for signal reception will be heard continuously when the wireless remote controller is operated while in central control.
○ : permitted; × : prohibited

S1 operating mode	Control mode	Control code	Operations from the remote controller: "Run" control from the central controller: Run / timer	Stop	Operating mode, temperature, fan direction, and fan speed	"Stop" control from the central controller: Run / timer	Stop	Operating mode, temperature, fan direction, and fan speed	Operations from central controller are not accepted
Instantaneous contact mode	ON / OFF control is rejected	0,1,3	×	×	○	×	×	○	○
		10,11	×	×	×	×	×	×	
	Only OFF control is accepted	2	×	○	×	×	□	×	
		12–19							
	Central priority	4	○	○	○	×	○	×	
		5	○	○	○	×	×	○	
	Last command priority	6,7	○	○	○	○	○	○	
	Timer operation is accepted by remote controller	8	○*	○*	○*	×	□	×	
		9	○*	○*	○*	×	×	○	
Constant contact mode		2,10-19			×			×	
		0,1,3,5,7			○			○	
		4	×	×	○	×	×	×	
		6			○*			×	
		9			○*			○	
All remote controller actions are prohibited			×	×	×	×	×	×	×

*Only during timer operation

The remote controller permission / prohibition settings using the Intelligent Touch Controller are as follows.
○ : permitted; × : prohibited

S1 pin operating mode	Intelligent Touch Controller settings: Start / stop	Change operating mode	Change set temperature	Operations from the remote controller: Run / stop	Stop	Operating mode, temperature	Fan direction and fan speed	Operations from central controller are not accepted
Instantaneous contact mode + Constant contact mode	ON / OFF control is rejected	permitted	permitted(prohibited)	×	×	○	○	○
		prohibited	permitted(prohibited)	×	×	×		
Instantaneous contact mode	Only OFF control is accepted	permitted	permitted	×	×	○		
		prohibited	permitted(prohibited)	×	○	×		
Constant contact mode		permitted	permitted	×	×	○		
		prohibited	permitted(prohibited)	×	×	×		
Instantaneous contact mode	Last command priority	permitted	permitted(prohibited)	○	○	○		
		prohibited	permitted(prohibited)	×	○	×		
Constant contact mode		permitted	permitted(prohibited)	×	×	○		
		prohibited	permitted(prohibited)	×	×	×		
All remote controller actions are prohibited	Does not affect settings			×	×	×	×	

6.Read Operating / Error Display Signal

The Operating / error signals can be read from the contact output (SS).
Output specs
M1: Turn M1 1 ON when the air conditioner is running.
M2: Turn M2 2 when a communication error has occurred between the KRP928BS2S and the air conditioner, or MR 1 is ON and the unit has stopped after an error.
MR 2 is not turned ON during a warning.



7.Combining Equipment

The central controller can be combined with the following devices.

	Central Remote Controller	ON / OFF controller	Schedule timer	D-BIPS	Contact input	Wired Remote Controller	Wireless Remote Controller
Central Remote Controller	○	○	○	○	○	○	○
ON / OFF controller	○	○	○	○	○	○	○
Schedule timer	○	○	×	×	○	○	○
D-BIPS	○	○	×	×	○	○	○
Contact input	○	○	○	○	×	○	○
Wired Remote Controller	○	○	○	○	○	×	×
Wireless Remote Controller	○	○	○	○	○	×	○

3P248024-1E

Connection to Remote Control PC-board

Connection to Remote Control PC-board

1. Removal of upper HA casing

① Insert a flat-blade screwdriver into the groove between the upper and lower casings.

② Lift the handle of the screwdriver upward.

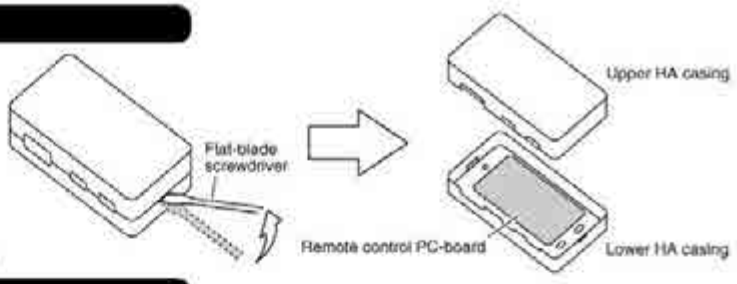

2. Securing of lower HA casing

Mount and secure the lower HA casing directly on the wall with the provided screws inserted into the screw holes (a round hole and two ellipse holes) of the casing.

NOTE Mount the HA casing in a direction where the wiring through-holes will be hidden in order to prevent infants from putting their fingers into the HA casing and the LED light on the internal PC board from leaking outside.

3. Connection of wiring

Connect the wiring to the connector terminals.

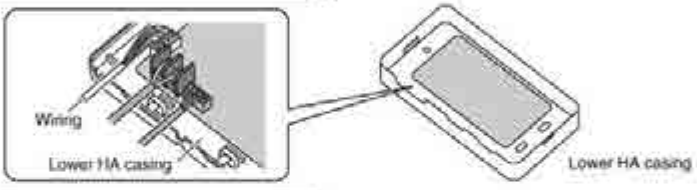

4. Fixation of wiring

① Insert the provided binding band under the pillar of the HA casing and secure the covers of the wiring with the binding band.

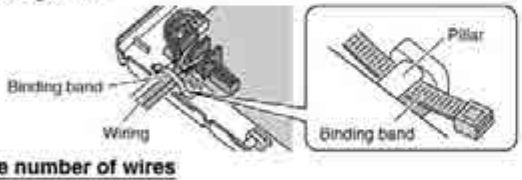

② Insert the second binding band into the groove on the side of the HA casing and fix the wiring securely so that the wiring will not be disconnected.

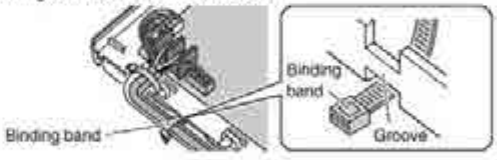

A large number of wires

Make a slit with an appropriate tool, such as a cutter knife, on the thin part of the upper HA casing along the frame. Then cut the part with an appropriate tool, such as a pair of nippers.

(NOTE) Cut off only the thin part required for wiring.

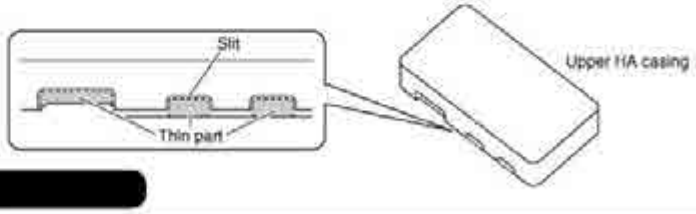

5. Finishing

Mount the upper HA casing to the original position.

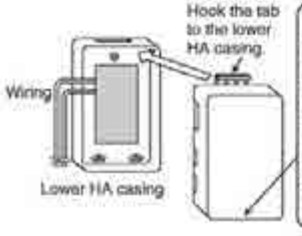

Press the lower part of the upper HA casing and press fit it onto the lower HA casing. Press the upper HA casing precisely until a clicking sound is heard.

Information

When the contact input device (such as card keys) and central controller are used in tandem:

Even when the operating mode of the S1 pin is set to prohibit all remote controller actions, run/stop operation from the central controller is possible. The operation also starts when the power ON timer of the indoor unit is up while all remote controller actions are prohibited.(*) In this case, stop the operation from the central controller. For the compatible models of the (KRC944 series) remote controller, the operation can be prohibited by using the remote controller in tandem with the central controller.

*If this product is connected to an air conditioner manufactured in or after 2011, when the contact is closed, the power ON timer may be cancelled depending on the combination with the model.

3P248024-3D

2.9 <KRP1C74> Wiring Adaptor

Accessories

Check if the following accessories are included in the kit.

Name	Adaptor for wiring	Harness	PCB support	Clamp	Installation manual
Shape					
Quantity	×1	×1	×4	×3	×1

Notes

- Kits vary according to applicable models.
- A special adaptor fixing plate and box are required for the following models.

  FDMQ・・・KRP4A98

〈Caution〉

- All wiring must be performed by an authorized electrician.
- For electric wiring work, refer to also "Wiring diagram" attached to the control box lid and this manual.
- All wiring must be worked after shutting down power supply.
- All field supplied parts and materials and electric works must conform to local codes.
- A circuit breaker capable of shutting down power supply to the entire system must be installed.

1 Names of parts

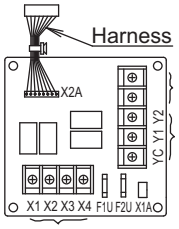

This function can not be used.

Terminals for controlling auxiliary heater,humidifier, and other equipment.

Terminals for operation status

2 Electric wiring

- Refer to the wiring diagram attached to the indoor unit before attempting to wire.
  〔Make sure wires to units do not pass over the PCB when wiring.〕
- Wire the adaptor to the indoor unit as shown below.

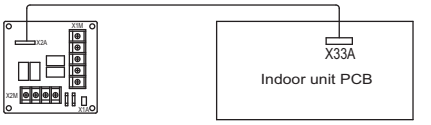

① Thermo-ON and Fan ON status

- Thermo-ON status
  Contact terminals X1 and X2 close while the indoor unit is Thermo-ON (call for cooling or heating)
- Fan ON status
  Contact terminals X3 and X4 close when indoor unit fan is ON

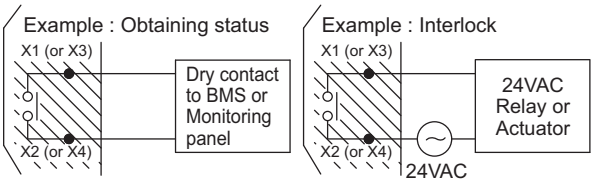

② Interlocking Humidifier and Heater

- Humidifier output (Y2-YC)
  - Energized while heating Thermo-ON (call for heating)
- Heater output (Y1-YC)
  - Auxiliary heater output with heat pump heating
  - Primary heater output when heat pump lockout enabled

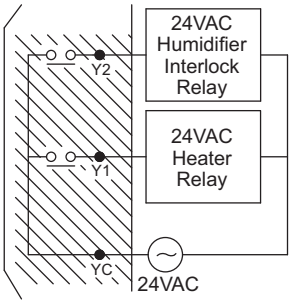

3 Installation

- Do not bundle low and high voltage wires together.
- Bundle any excess wires with the attached clamps so as to keep loose wires off the indoor unit PCB.

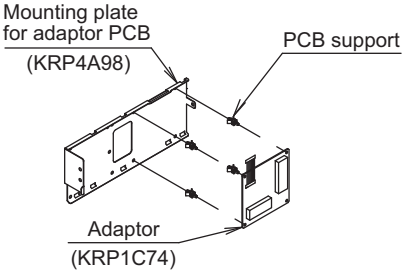

C: 2P263038-1F

2.10 <KRP1C75> Adaptor for Wiring

Accessories

Check if the following accessories are included in the kit.

Name	Adaptor for wiring	Harness	PCB support	Clamp	Installation manual
Shape					
Quantity	×1	×1	×4	×3	×1

<Caution>

- All wiring must be performed by an authorized electrician.
- For electric wiring work, refer to also "Wiring diagram" attached to the control box lid and this manual.
- All wiring must be worked after shutting down power supply.
- All field supplied parts and materials and electric works must conform to local codes.
- A circuit breaker capable of shutting down power supply to the entire system must be installed.

1 Names of parts

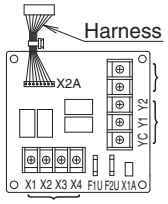

This function can not be used.

Terminals for controlling external heater, humidifier, and other equipment.

Terminals for operation status

2 Electric wiring

- Refer to the wiring diagram attached to the indoor unit before attempting to wire.
  [Make sure wires to units do not pass over the PCB when wiring.]
- Wire the adaptor to the indoor unit as shown below.

Note)1 Connector No. X33A

① Thermo-ON and Fan ON status

- Thermo-ON status
  Contact terminals X1 and X2 close while the indoor unit is Thermo-ON (call for cooling or heating)
- Fan ON status
  Contact terminals X3 and X4 close when indoor unit fan is ON

Example: Obtaining status

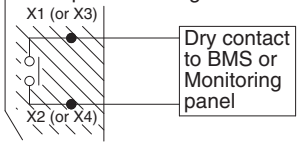

Example: Interlock

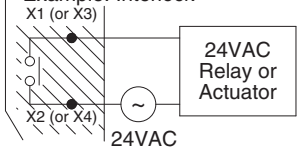

② Interlocking Heater and Humidifier

- Heater output
  - Auxiliary heater output with heat pump heating
  - Primary heater output when heat pump lockout enabled
- Humidifier output
  - Energized while heating Thermo-ON (call for heating)

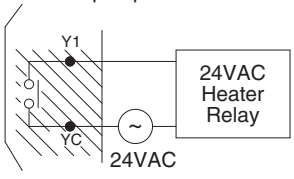

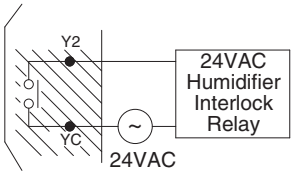

3 Installation

- Installation differs according to models as shown below.
- Do not bundle low and high voltage wires together.
- Bundle any excess wires with the attached clamps so as to keep loose wires off the indoor unit PCB.

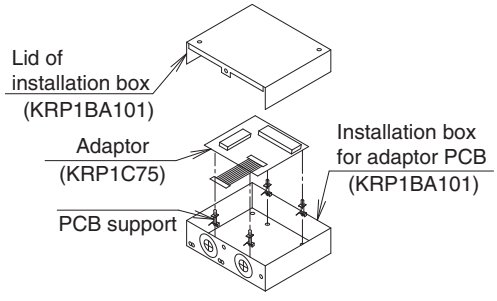

2P263038-1E

2.11 <KRP4A74> Wiring Adaptor for Electrical Appendices

Accessories

Check if the following accessories are included in the kit.

Adaptor	Relay harness
×1	(1) ×1 each (2)

PCB support	×4
Clamp	×3
Installation manual	×1

❶ System outline

This kit enables remote control (ON/OFF control, temperature setting, operation display, error display) and can be used with the following systems though it cannot be used in conjunction with other optional controllers for centralized control.

1. Individual control (Each indoor unit is controlled individually.)

This system requires the following parts.
- Adaptor..... KRP4A74
- Remote controller (For operation control).....BRC1E71

(Ex.)When individually controlling 8 units
KRP4A74 ×8 kits
BRC1E71 ×8 kits

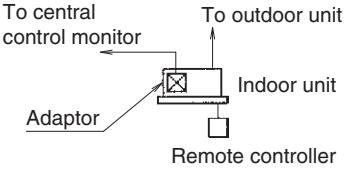

2. Group control (Multiple indoor units are controlled as a group.)

This system requires the following parts.
- Adaptor.....KRP4A74
- Remote controller (For operation control).....BRC1E71

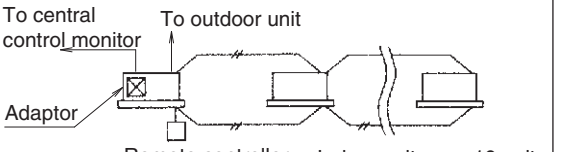

❷ Names of parts and function

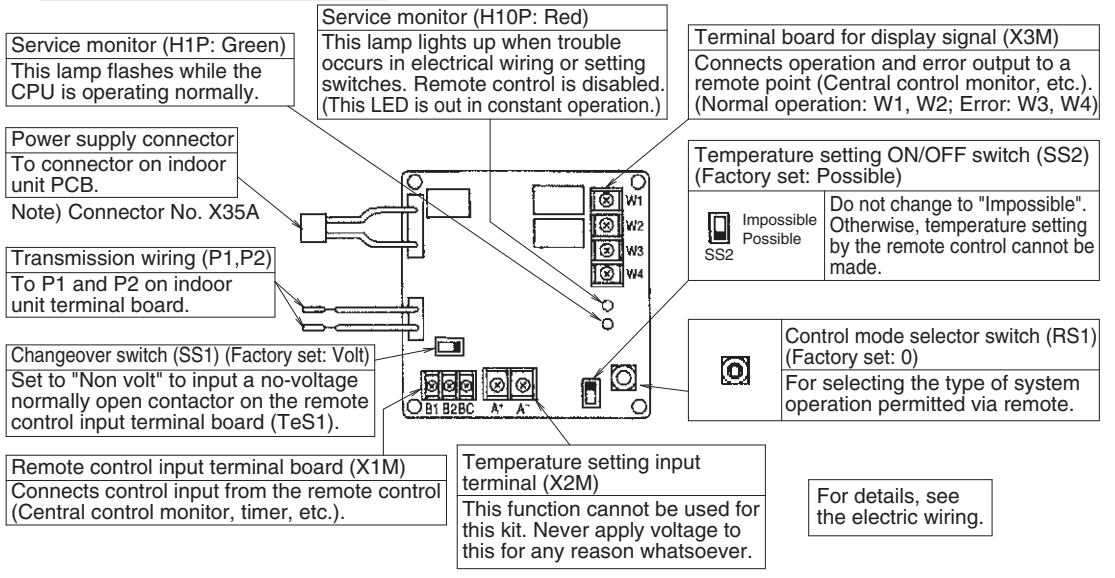

❸ Installation

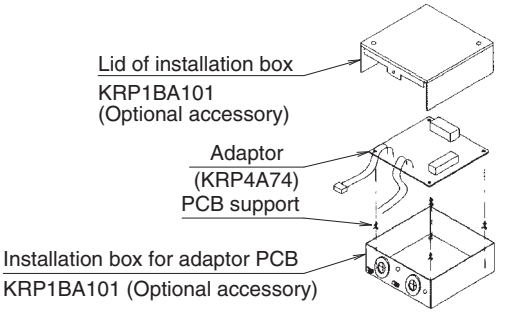

Note: Installation box for adaptor PCB is required to install the adaptor.

1P161220-1A

4 Electric wiring

① First, wire between the indoor and outdoor units, and then to the separate power sources, and finally between the indoor units and the remote controllers. Then, check if they operate properly.
(If wiring for group control by remote controller, check crosswires.)
For details, see the installation manual of the indoor and outdoor units.

② Next, wire between outside units such as the central control monitor, etc. and make the necessary settings.
For details, see Wiring to outside units (Central control monitor).

Wiring to indoor units

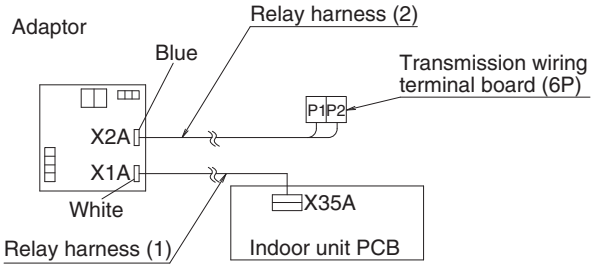

Make connections as shown above, using the attached relay harnesses (1) and (2).
- Connect relay harness (1) to the connector on the indoor unit PCB.
- Relay harness (2) has no polarity. Connect it to terminals P1 and P2 on the transmission wiring terminal board inside the indoor unit electric parts box.

Wiring to outside units (Central control monitor)

1. Remote control input (Operation control)
Wire as described below. Wiring differs depending on whether using a voltage or no-voltage input.

For voltage input

Set the changeover switch (SS1) to "Volt". (Factory set: Volt)

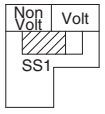

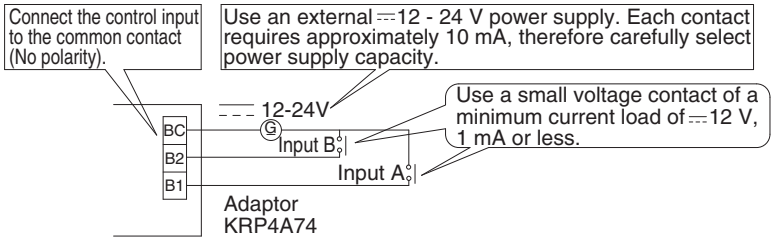

For Non volt input

Set the changeover switch (SS1) to "Non volt".

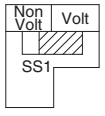

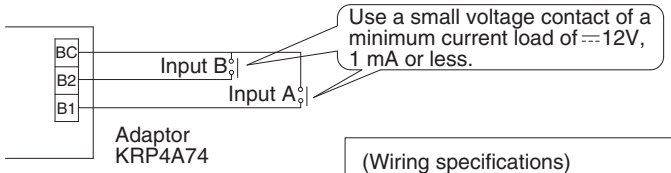

(Wiring specifications)
Wiring ···Sheathed vinyl cord or cable
Gauge ···AWG24-16
Length ···Max.490ft

<Note>
Keep transmission wiring away from power supply wiring to avoid malfunctions.

2. Setting the control mode selector switch (RS1)

Using the control mode selector switch (RS1), select the control mode as described below.

(Factory set) "0" position

① For specifying individual display

Position	Function
0	Individual display (Input ignored)

② When operating the unit with constant input at input A

Position	Function	When input A is ON	When input A is OFF
1	ON/OFF control impossible by remote controller	Operation (Normally ON/OFF control impossible by remote controller)	OFF + ON/OFF control impossible by remote controller
2	Centralized	Operation + ON/OFF control possible by remote controller	
3	OFF control possible by remote controller	Operation + OFF control possible by remote controller (ON control impossible by remote controller)	
4	ON/OFF control possible by remote controller	ON/OFF control possible by remote controller (Operation impossible by optional controller)	

<Note>
- Input B is for forced ON/OFF input. When input B is ON, OFF control is possible but ON/OFF control by the remote controller is impossible, and input A is ignored. When it is OFF, input A is ignored even if selected. It is necessary to reselect input A.

③ When operating the unit using instantaneous input at input A
(Use an instantaneous input of 200 msec or longer ON time).

Position	Function	Input A	Input B capacity
5	ON/OFF control impossible by remote controller	Turns OFF system with ON input Turns ON system with ON input	Input B is for forced OFF input (when ON, OFF control is possible but ON/OFF control by remote controller is impossible, and input A is ignored)
6	Individual	Turns OFF system with ON input Turns ON system with ON input (Normally ON/OFF control possible by remote controller)	

★ For thermostat control using input B

Position	When input A is ON	When input B is ON
C	ON/OFF control impossible by remote controller (Same as position 5)	Forced thermostat OFF command
D		Energy saving command (∗)
E	Individual (Same as position 6)	Forced thermostat OFF command
F		Energy saving command (∗)

- Forced thermostat OFF command indoor unit fan only operates.
- Energy saving command (∗)
  The indoor unit operates at 4°F higher (cooling)/lower (heating) the set temperature.

<Note>
- In such case, even if input A is ON, thermostat control is turned OFF, and all units in the same group will stop.

④ When operating the unit using instantaneous input at input A and B
(Use an instantaneous input of 200 msec or longer ON time).

Position	Function	When input A is ON	When input A is OFF
7	ON/OFF control impossible by remote controller	Operation (Normally ON/OFF control impossible by remote controller)	OFF + ON/OFF control impossible by remote controller
8	Centralized	Operation + ON/OFF control possible by remote controller	
9	OFF control possible by remote controller	Operation + OFF control possible by remote controller (ON control impossible by remote controller)	
A	ON/OFF control possible by remote controller	ON/OFF control possible by remote controller (Operation impossible by optional controller)	
B	Individual	Operation (Normally ON/OFF control possible by remote controller)	OFF (Normally ON/OFF control possible by remote controller)

<Note>
- When set to position 7-A, and using the constant mode for input B, forced stop capacity is enabled (Input A is ignored).
- At position B, the constant mode for input B is not used.

3. Cancelling display signals
Operation output terminals (W1 and W2) and error output terminals (W3 and W4) are no-voltage normally constant contacts.

(Allowed electric current per contact is between 10 mA and 3 A.)

Normal operation output (Ry1)
ON when the indoor unit is operating normally.

Error output (Ry2)
ON when the indoor unit stops because of malfunction or when a transmission error occurs between the adaptor and the indoor unit.

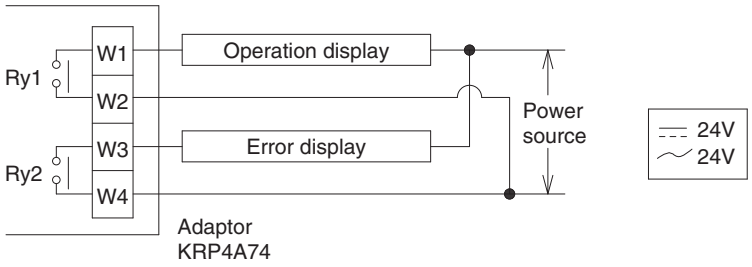

Display output is as described below.

Output	Both Ry1 and Ry2 OFF	Only Ry1 ON	Only Ry2 ON
Display	OFF	Normal operation	System stopped due to malfunction or transmission error generated between adaptor and indoor unit

1P161221-1A

2.12 <KRP4A98> Installation box for adaptor PCB

Precaution

- This is installable to the ceiling mounted duct type air conditioners and to the ceiling mounted cassette built-in type air conditioners.
- When mounting the adaptor plate, see also the indoor unit installation manual and the adaptor printed circuit board mounting instruction.
- Fixing method is not in the installation manual attached to the adapter printed circuit board. Please follow directions on this sheet.

Accessories

- Check if the following accessories are included with your kit.

<Precaution>
The accessories are required for the installation of the air conditioner.
Be sure to keep them until the installation work is completed.

Name	adaptor plate(1)	adaptor plate(2)	Screws(1)	Screws(2)	Sealing material	Clamp	(Others)
Quantity	1PC.	1PC.	4PCS.	1PC.	2PCS.	10PCS.	Installation Manual (This copy)
Shape			M4×8	M4×10			

❶ Mounting the adaptor plate

<Wiring to the indoor unit>

(1) Remove the control box lid. For built-in type, open the terminal block fixing plate. (The control box can be removed if it is hard to work.)[Fig. 1]

(2) Connect the wiring attached to the adaptor printed board to the indoor unit. (The work is easier if the wiring is connected first.)

- Refer to the instruction attached to the adaptor PCB for where to connect the wires.
- Refer to Fig. 5 of ❷ How to mount the adaptor printed circuit board and handle the wiring for the connector location.

<Mounting the adaptor plate>

(3) Fix the adaptor plate (2) to the control box with the attached screws (1) at 2 locations. [Fig. 2]

(4) Attach the adaptor plate (1) to the control box with the attached screw (1) and attach adaptor plate (1) and (2) to the control box with the attached screw (2). [Fig. 3]

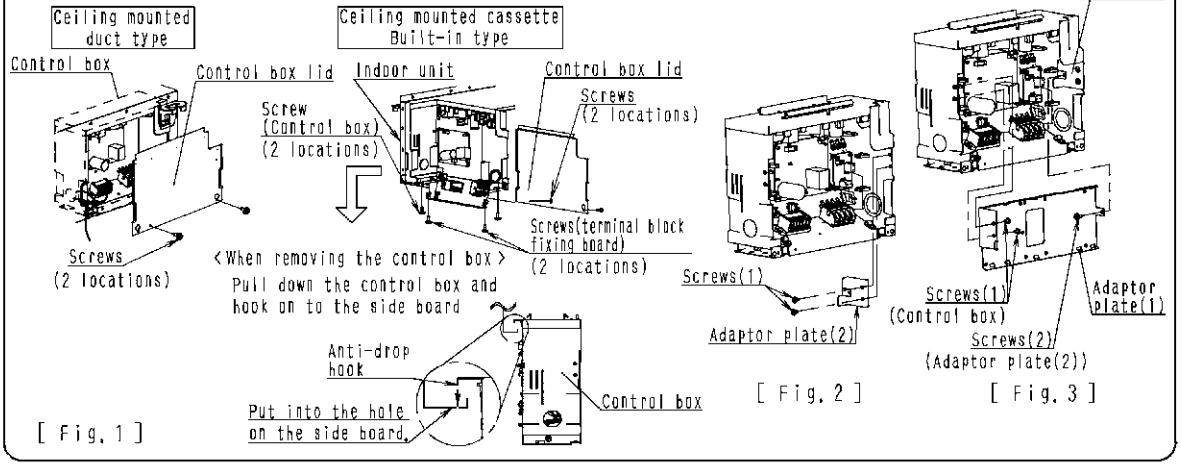

[Fig. 1] [Fig. 2] [Fig. 3]

❷ How to mount the adaptor printed circuit board and handle the wiring

<How to lead-in external wires>

Lay the high-voltage and low-voltage wires in the control box separately through the wire inlet on the side of the control box. [Fig. 4]

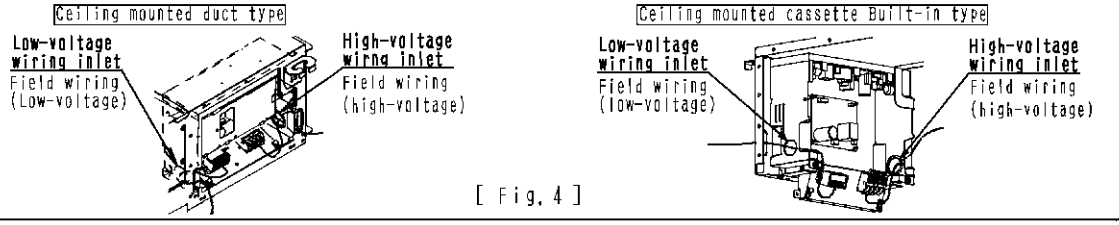

[Fig. 4]

＜How to mount the adaptor printed circuit board＞

(1) Connect the wiring to the adaptor printed circuit board.
(The work is easier if the wiring is connected to the printed circuit board first.)
- See the instruction attached to the adaptor PCB for the connecting locations of wiring.

(2) Mount adaptor printed circuit board onto the adaptor plate in the direction as shown on Fig. 5 and 6.
- Use printed circuit board supports attached to the adaptor PCB.

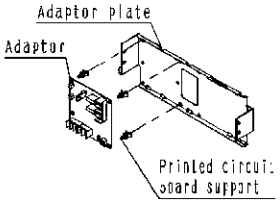

＜Caution＞ If adaptor PCB is mounted in a wrong direction, electric noise may cause malfunction of the system or may influence upon other devices.

Adaptor PCB		Location to mount
Adaptor plate for wiring	KRP1C64	[Fig. 5]
Wiring adaptor for electrical appendices for group, Wiring adaptor for electrical appendices(※1)	KRP4AA51 KRP2AA61	[Fig. 5]
External control adaptor (※1)	DTA104A61	[Fig. 6]

Adaptor(※1) Only one adaptor can be mounted.

＜Adaptor for wiring, Wiring adaptor for electrical appendices for group, Wiring adaptor for electrical appendices＞

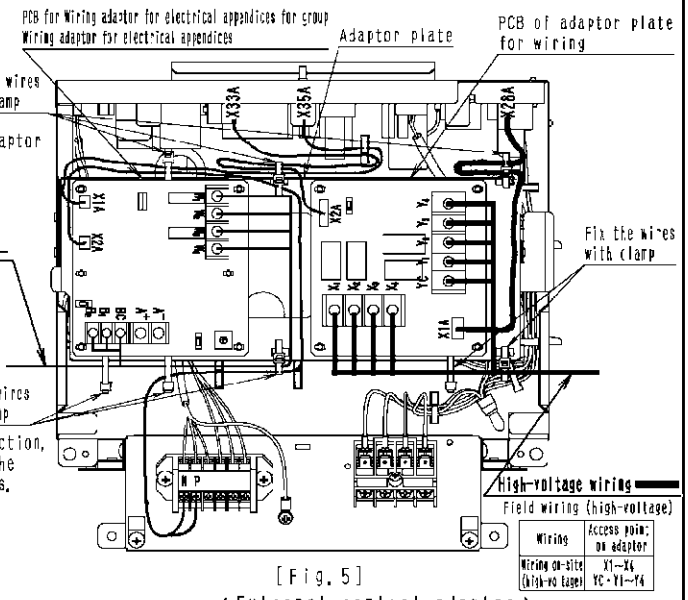

[Fig. 5]

＜External control adaptor＞

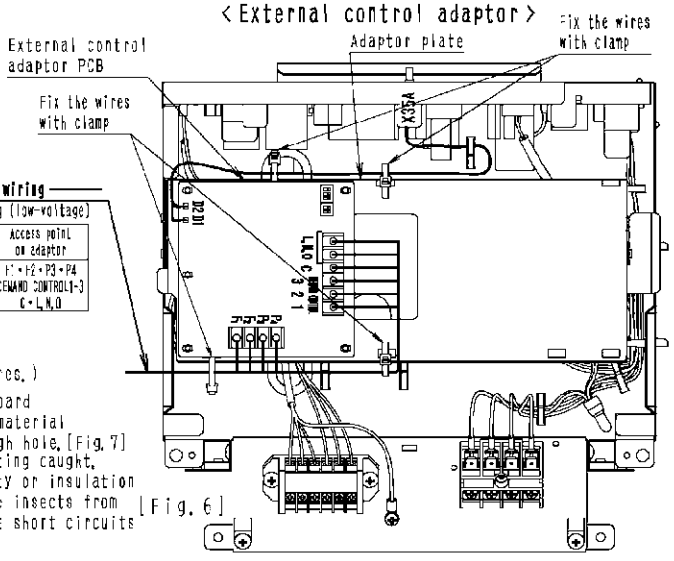

[Fig. 6]

＜How to handle the wiring＞

＜Caution＞ Do not make high-voltage and low-voltage wires run in parallel. Electric noise may cause malfunction of the system or may influence upon other devices.

Low-voltage wiring
Field wiring (low-voltage)

Wiring	Access point on adaptor
Wiring on-site (low-voltage)	P1 · P2 · P3 · P4 DEMAND CONTROL1-3 C · L, N, 0

(1) Fix the internal wiring.
Fix the wiring to the adaptor plate with the attached clamps as shown on Fig. 5 and 6.
(Put clamps through the corner holes to fix wires.)

(2) Attach the control box terminal block fixing board and control box lid and wrap the wire sealing material around the wires so as to block the wire through hole. [Fig. 7]
- Take precautions to prevent the wires from getting caught.
- Fill in any gaps in the through holes with putty or insulation (Procured locally) to prevent small animals and insects from entering the unit from outside, which may cause short circuits in the control box.)

⚠Warning
Trim and lay the wiring neatly and attach the control box lid securely.
An electric shock or fire may result if the control box lid catches any wiring or the wires push up the lid.

(3) Fix the wiring fixture attached to the indoor unit with the wire fixing screws.
Fix each wiring with the attached clamp materials. [Fig. 7]
- See the instruction attached to the indoor unit.

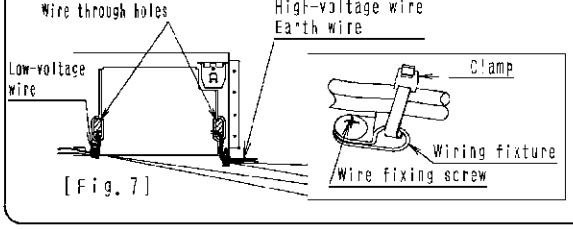

[Fig. 7]

＜Caution＞
- Be sure to use round crimp-style terminal to connect to the terminal block. Provide insulation to the crimping part by attaching the insulation sleeve and such.
- Connect proper wires securely and fix the wires so that external force will not be imposed on the terminals.
- Use appropriate screwdriver to tighten the terminal screws. The screw heads may be damaged if the screwdriver is too small and terminal screws will not be tightend properly.
- Refer to the instruction attached to the indoor unit for the required tightening torque values of the terminal screws.

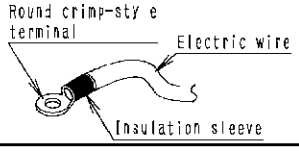

3P400464-1

2.13 <KRP1BA101> Installation Box for Adaptor PCB

Accessories Check the following accessories are included in this kit.

Name	Installation box	Lid of installation box	Clamp	Screw	Cord sticker	Installation manual	Screw
Quantity	x1	x1	x3	x3	x3	KRP1B101 English KRP1BA101 Englishx1, Japanesex1	x2
Shape	① 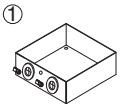	② 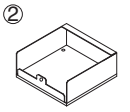	③	④	⑤	⑥ 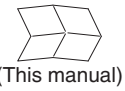 (This manual)	⑦

1 Method of attaching the adaptor

Attach the adaptor

Attach the adaptor in the installation box ① by the PCB supports.
(PCB supports are accessories of adaptor.)
- Detach the aluminum tapes of the installation box ① to insert the PCB support.

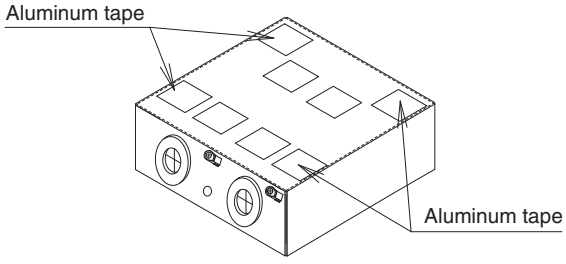

- Connect wires with the adaptor before attaching to the installation box ①.
- Low voltage wires and high voltage wires should be kept space at least 50 mm from each other.

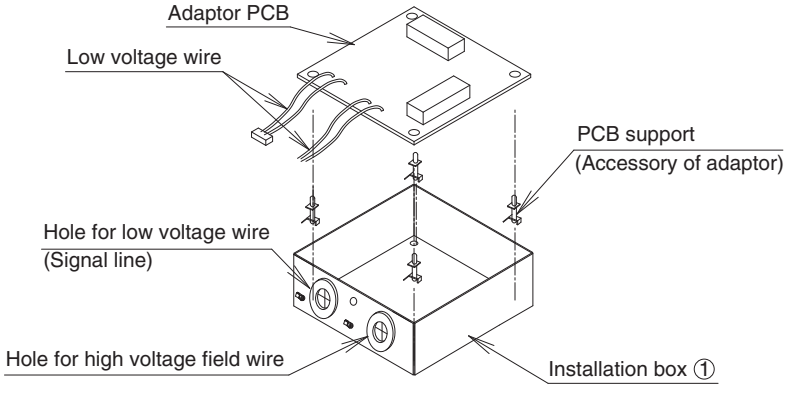

Attach the lid of installation box

Attach the lid of installation box ② to indoor unit with two screws. If two adaptors are installed, the second adaptor is attached to side of first one.

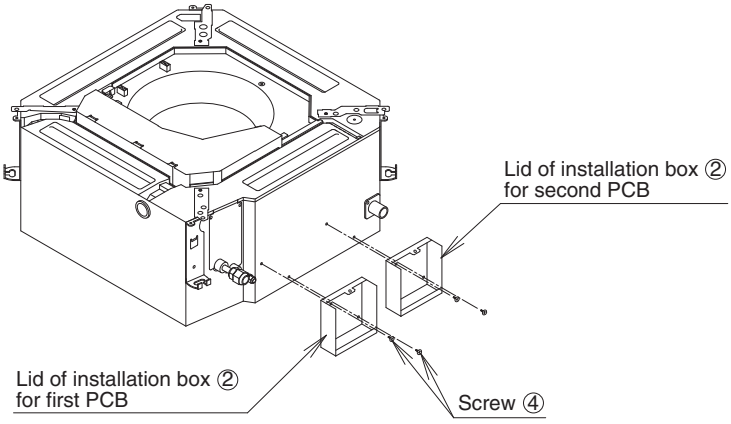

Attach the installation box

Attach the installation box ① into the lid of installation box ② with the screw.

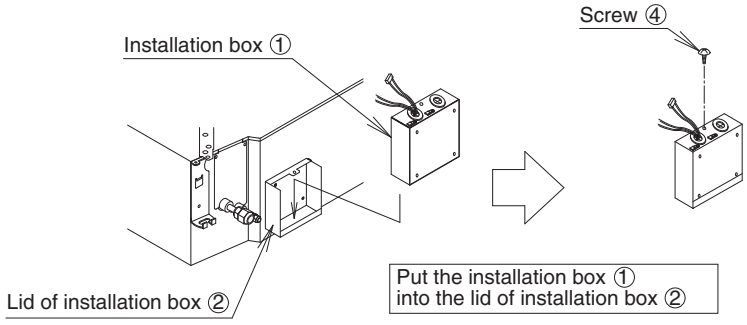

❷ Method of wiring processing

- Connect wires with the control box. (Refer to the installation manual attached to the adaptor.)
- After connecting wires with the control box, clamp wires by using the cord stickers ⑤ and the clamp ③ as shown in the below drawing.

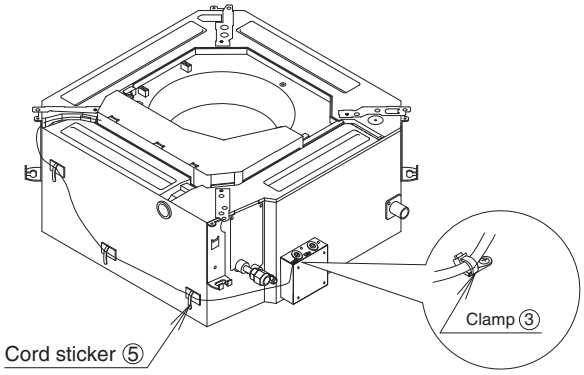

1P107687-1D

4

2.14 <KRCS01-4B> Remote Sensor

Notes

- Please check applicable kit model name by catalog etc.
- When installed on Skyair Round-flow type models, the dehumidification by detection of humidity does not operate.

Accessories

Check the following accessories.

Name	Remote sensor (sensor box)	Extension cable (2-core, 12m)	Clamp	Installation manual (this drawing)	Mounting screw (M4x16)
Shape	① 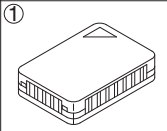	② 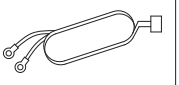	③ 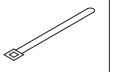	④	⑤
Quantity	x 1	x 1	x 2	x 1	x 2

❶ Mounting

1) Selection of mounting location.
The thermistor for temperature detection is incorporated into the remote sensor. Select the mounting location taking the following cautions into account.

① Where the average temperature of an air conditioned room can be detected.

② Where it is not exposed to the direct sunlight.

③ Where it is not influenced by other heat sources.

④ Where it is not exposed to the direct discharge air from the air conditioner.

⑤ Where it is not exposed to the outdoor air infiltrated into the room by opening the door.

2) Mounting
- Remove the cover of the sensor box.

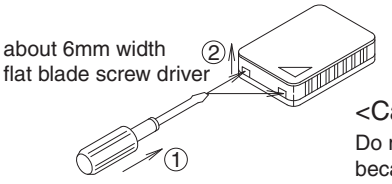

① Insert a flat blade screw driver into the sensor box concave part (2 locations).
② Remove the cover pushing up the nail to the cover of the sensor box.

<Cautions>
Do not push the nail powerfully with a narrow flat blade screw driver, because you may break off the nail.

(a) When mounting on the wall

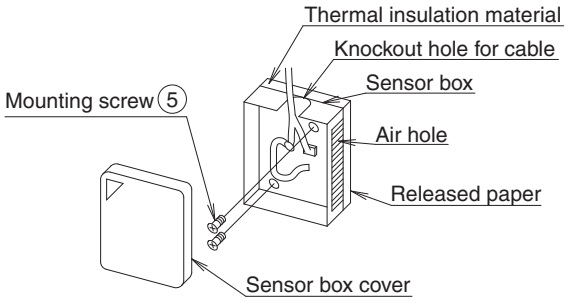

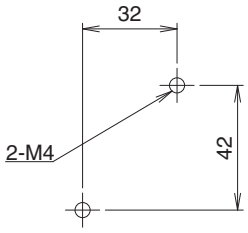

Wall surface mounting holes (unit: mm)

- Break open the knockout hole in the sensor box with a nipper or a similar tool. Pass the extension wires through the hole and fasten the wires to the terminals with screws.
- To avoid tensile force on the terminals, pass the attached clamp through the holes shown in the below right figure and tighten the extension cable with the attached clamp at the sheathed part. (The knot must come to the box inside.)

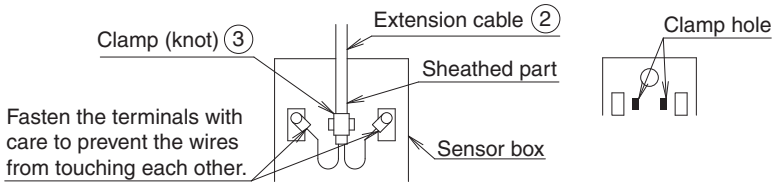

- Screw the sensor box securely to the wall surface with screws M4x16 (2 places).
  If the sensor box cannot be screwed to wall surface, tear off the released paper and mount it on the wall surface.

(b) For embedded wiring

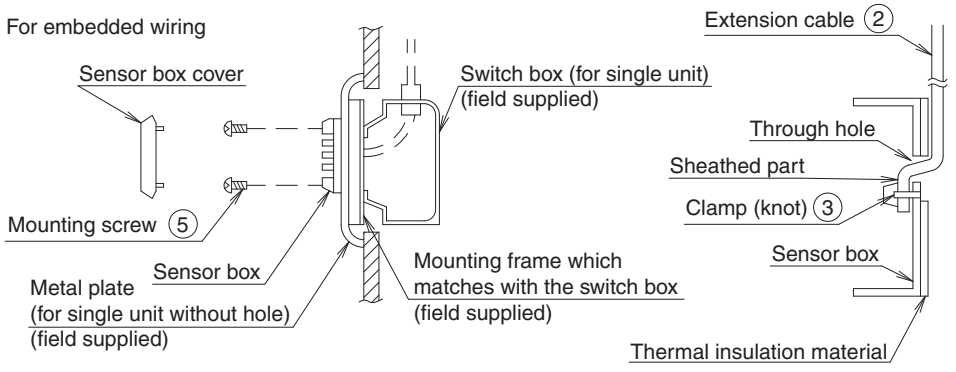

- Pass the extension cable through the switch box cable hole and carry out the wiring.
- Pass the attached clamp through the clamp holes and tighten the extension cable at the sheathed part as shown in the upper right figure.
- Tap M4 screw holes in the metal plate (field supplied) as shown in the right drawing and mount the switch box on the metal plate.

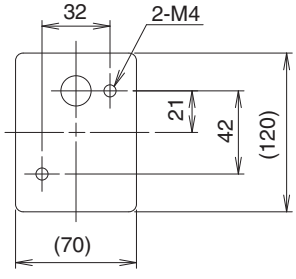

Holes to be tapped in the
metal plate on site (unit: mm)

<Cautions>

- When wiring the extension cable, the air holes will not be blocked.
- When the extension cable is longer than necessary, cut it to the appropriate length, peel the insulation, attach the round crimp terminal for M3 (field supplied) and carry out the wiring. The length of insulation to be peeled off is as shown.
  (Work carefully so that the connector side may not be cut.)

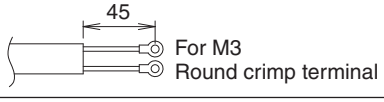

② Wiring method

Connect the extension cable connector side to the indoor unit PCB (printed circuit board)
For connection to the indoor unit, follow the procedure shown below.

⚠ Caution

1) Make sure to turn off the power supply before starting the wiring work and do not turn on until all the work is completed.
   Read also the installation manual and the wiring diagram of the indoor unit when carrying out the work.
2) When wiring the extension cable, do not pass where the extension cable may be affected by the power line or noise.
3) Make sure to securely connect the connectors.
   Defective connection may result in incorrect detection of room temperature or malfunction.
4) Do not splice wires.
5) Since the connector marking of the thermistor for detection of inlet air temperature differ depending on the indoor unit type, make sure to check the indoor unit wiring diagram and follow it correctly.
6) Lay and clamp the extension cable inside the indoor unit switch box just like the low voltage line (cord for remote controller).
   And do not pass where the extension cable inside the indoor unit switch box may be affected by the power line (cord for the indoor unit and the other electric line).

<Procedure>

1) When wiring to the indoor unit PCB, remove the existing thermistor (for detection of inlet air temperature) and then connect the extension cable.
   When doing this work, make sure to check the symbol of connecting address on the PCB whether it is correct or not referring to the wiring diagram.

<For Skyair and VRV>

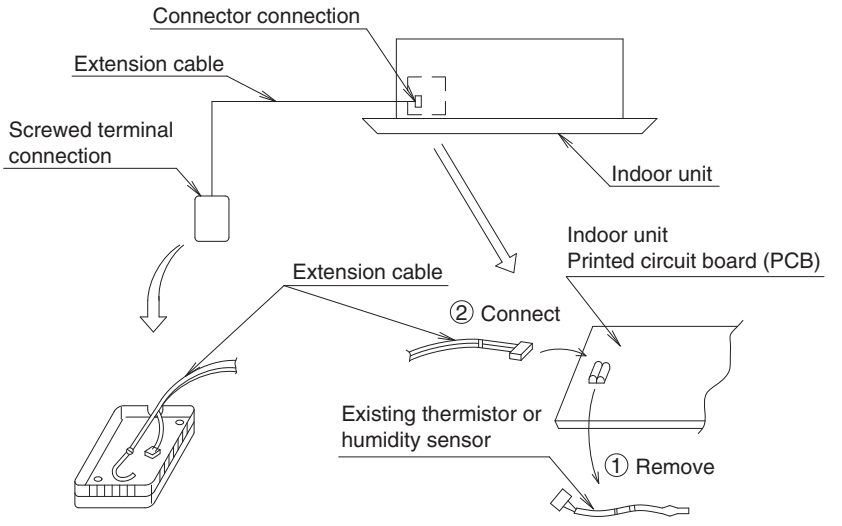

2) Lay and clamp the extension cable inside the indoor unit switch box just like the existing thermistor.
   When doing this work, keep a certain distance between the high voltage wiring and the low voltage wiring to avoid error of sensor.
   Provide protection of the existing cable for thermistor without affecting other components.
3) Fit the sensor box cover into the sensor box.

③ Operation test after mounting the sensor

Conduct cooling and heating operation test after the sensor is mounted and the wiring is completed.

3K019189-1D

3. Options for Indoor Unit

3.1 <KDT25N32, KDT25N50> Insulation Kit for High Humidity

Caution

- This kit can be installed to the Ceiling mounted Built-in Type Air Conditioners.<Slim duct type>
- When the Installation box for adapter PCB(KRP1BA101)is used together, mount this kit before Installation box.
- It is recommended to mount this kit before installing the indoor unit.

Combination table

Kit name		
KDT25N32	KDT25N50	KDT25N63
FDXS09/12LVJU	CDXS15/18LVJU	

Details of parts

Designation	① Top plate insulation (T-1)	② Top plate insulation (T-2)	③ Side plate insulation (S-1)	④ Side plate insulation (S-2)
Shape	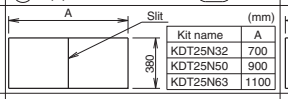 Kit name / A: KDT25N32 700; KDT25N50 900; KDT25N63 1100	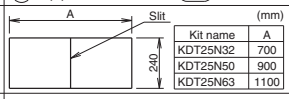 Kit name / A: KDT25N32 700; KDT25N50 900; KDT25N63 1100	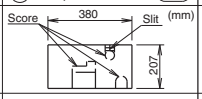	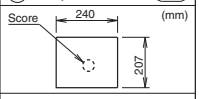
Number of pieces	1 pc.	1 pc.	2 pcs.	1 pc.

Designation	⑤ Bottom plate insulation (B-1)	⑥ Chamber cover insulation (C-1)
Shape	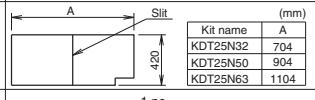 Kit name / A: KDT25N32 704; KDT25N50 904; KDT25N63 1104	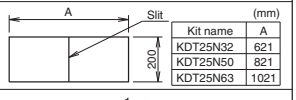 Kit name / A: KDT25N32 621; KDT25N50 821; KDT25N63 1021
Number of pieces	1 pc.	1 pc.

Designation	⑦ Hanger (right) insulation (H-1)	⑧ Hanger (left) insulation (H-2)	⑨ Installation manual
Shape	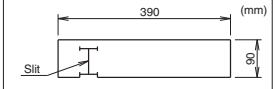		(This instruction)
Number of pieces	1 pc.	1 pc.	1 pc.

1 How to attach

<< ⚠ When moving the unit at or after opening, hold the unit by the hanger brackets. Do not apply force to the refrigerant piping, drain piping or flange parts. >>

<Procedure> Stick the insulations carefully according to the following procedures and do not make a gap between the adjacent thermal insulations.

(1) Stick the top plate insulation (T-1) , (T-2) to the indoor unit top plate.
(2) Cut off the side plate insulation (S-1) following the score.(See the right figure)
(3) Stick the side plate insulation (S-1) to the indoor unit right side plate.
(4) Stick the side plate insulation (S-1) to the indoor unit left side plate without cutting off the area surrounded by the score.
(5) Stick the side plate insulation (S-2) to the indoor unit left side plate.
(6) Stick the bottom plate insulation (B-1) to the indoor unit bottom plate.
(7) Stick the chamber cover insulation (C-1) to the indoor unit chamber cover.
(8) Stick the hanger (left) insulation (H-2) and the hanger (right) insulation (H-1) to the left and right hangers respectively. (See the right figure for the sticking reference.)

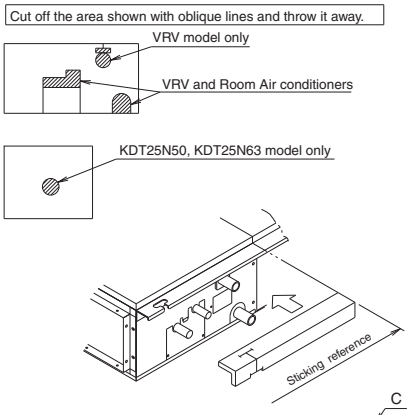

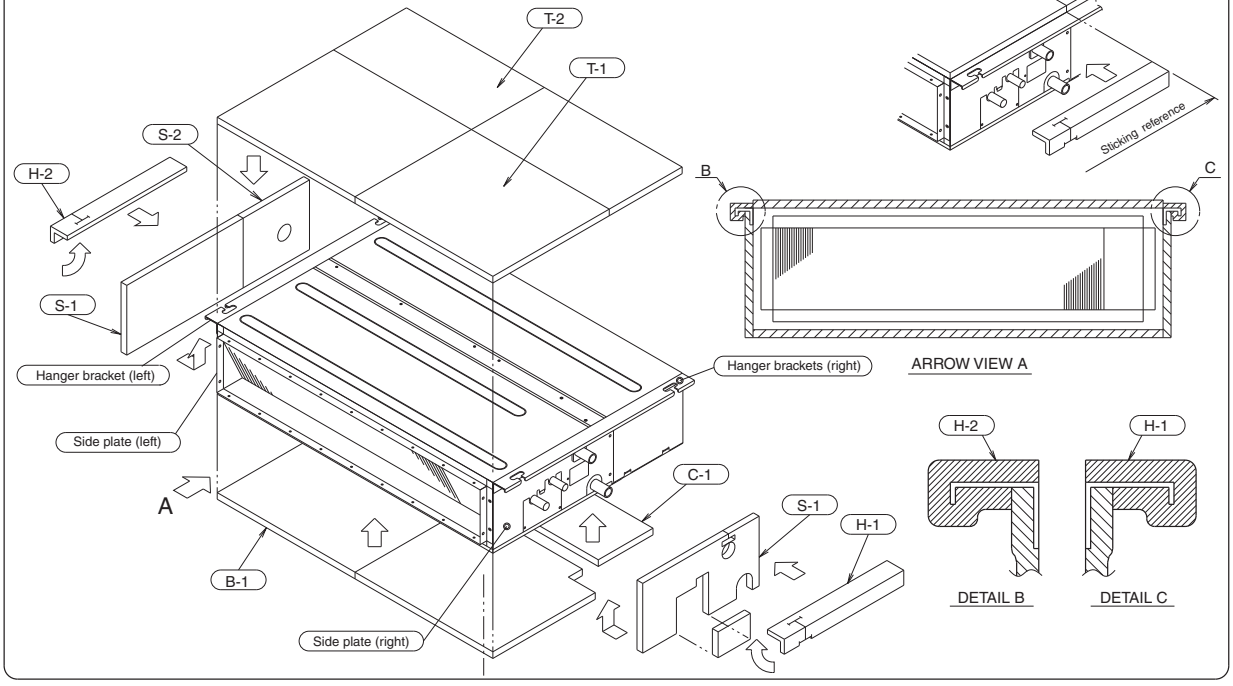

C: 3P131323-1E

3.2 <BRYQ60A2W(S)> Sensor Kit

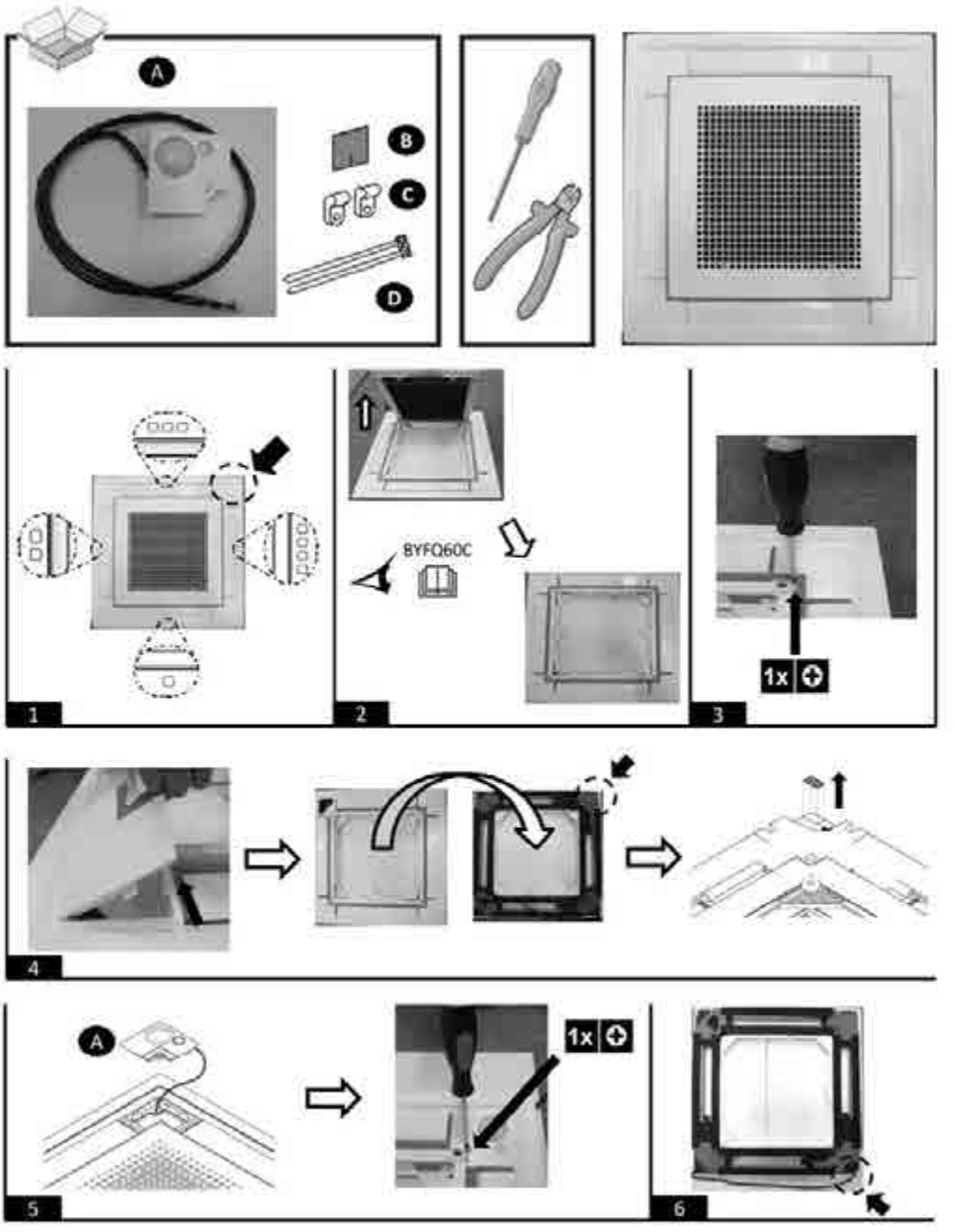

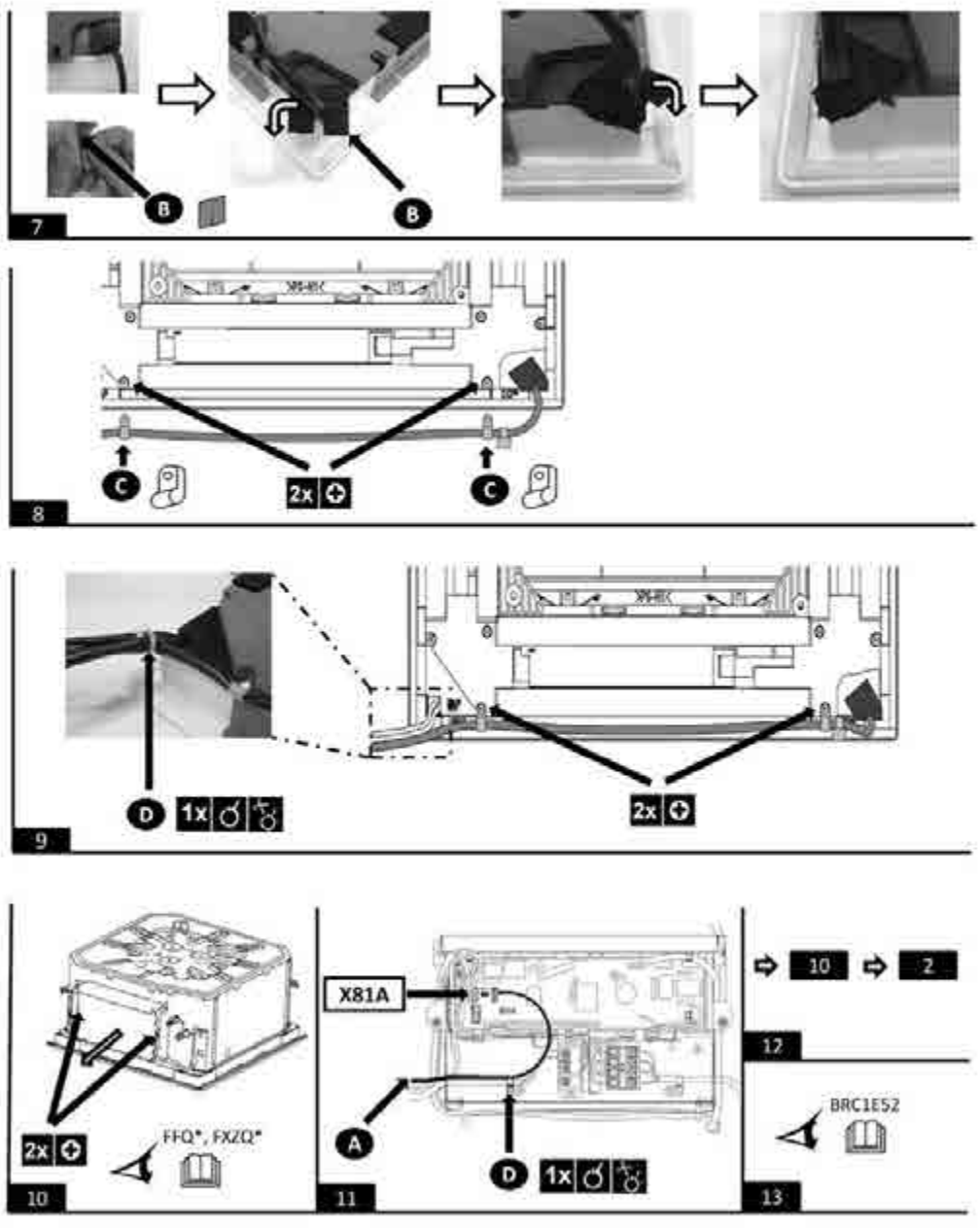

4P343368-1A

3.3 <KDBQ44BA60A> Panel Spacer

Caution

- When the Panel Spacer is installed, it is not possible to have 2-way air outlet.
- Refer to the installation manual for both indoor unit and the Panel spacer for its installation.

Contents of kit

Check if following parts are included with your kit.

Name	Panel spacer frame	Resin corner part	Fixing metal	Screw
Quantity	4 PCS.	4 PCS.	4 PCS.	28 PCS.
Shape · number	① 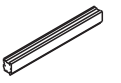	②	③	④ M4´12 Tapping screw (Class 2)

Name	Sealing material	
Quantity	2 PCS.	2 PCS.
Shape · number	⑤ 	⑥ 

❶ Preparation of the decoration panel

- Handle the decoration panel with care.

Never place the panel face down, or lean the panel against wall or place on the projective object.
(It causes the dent or damage of the surface of the panel or damage of swing motor.)

(1) Remove the suction grill from the decoration panel.
(Refer to the installation manual of the decoration panel how to remove.)

(2) Place the panel face down on the corrugated board or the vinyl sheet to protect the surface of the panel.

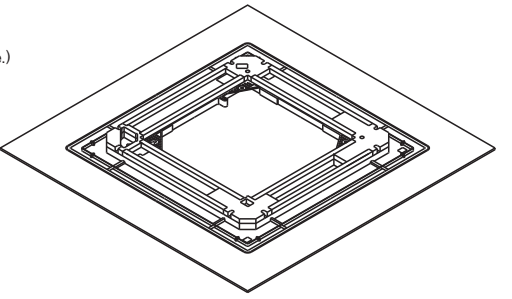

❷ Installation of the indoor unit

Adjust the height of the indoor unit.

Be sure the piping will not contact with the ceiling joist etc. after adjusting the height.

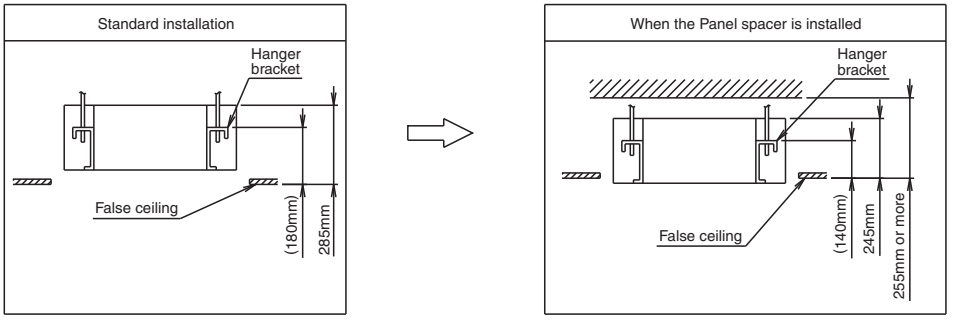

❸ Assembly of panel spacer

(1) Assemble the panel spacer frame ① and the plastic corner joint ② temporarily.

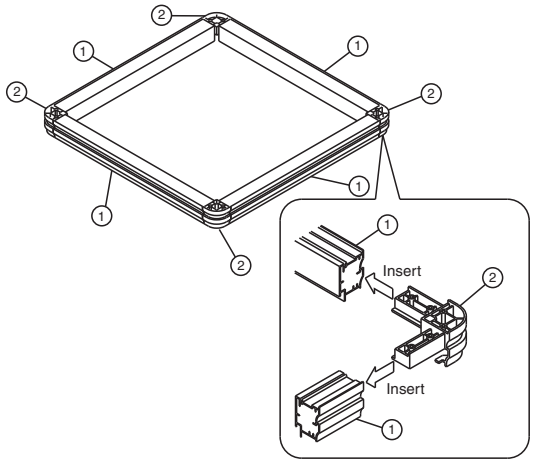

(2) Fix with the screws ④ from the top. (4 screws in each corner)

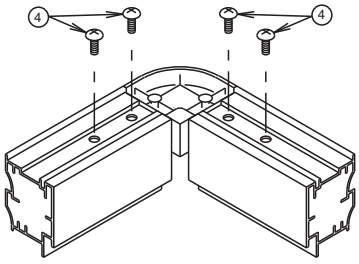

❹ Fixing to the decoration panel

(1) Set the fixing metal ③ on each corner with screws ④.

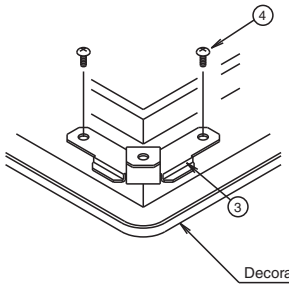

(2) Place the panel spacer assembled in item ③ Assembly of panel spacer of the above on the outer frame of the decoration panel.

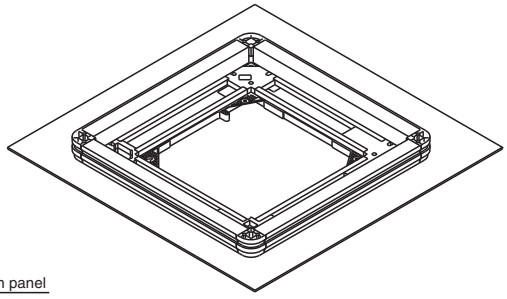

(3) Fix the panel spacer to the fixing metal ③ with screws ④ (4 portions).

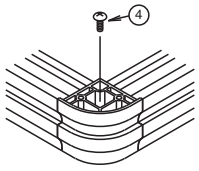

❺ Adhesion of the sealing material

Adhere the sealing material ⑤ ⑥ on the upper face of the panel spacer in the order of ⑤ and ⑥.

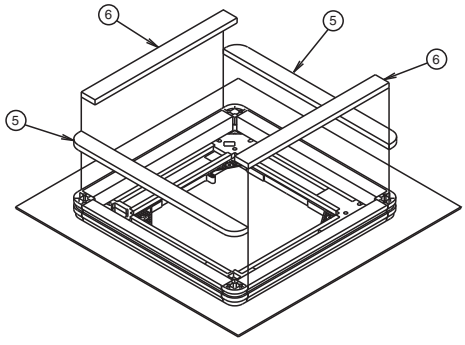

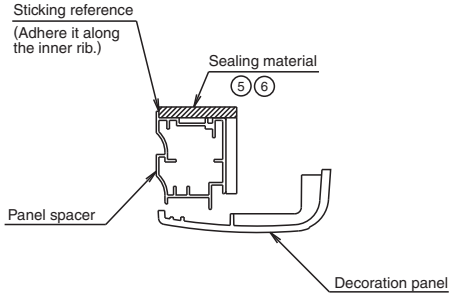

❻ Installation of the decoration panel

Install the decoration panel to the indoor unit according to the installation manual of decoration panel.

The panel spacer is not firmly fixed to the decoration panel, so that never hold the panel spacer directly or lean the decoration panel extremely.

1P107764-1C

3.4 <KDDQ44XA60> Fresh Air Intake Kit

Remarks :

1. This kit can be installed to the Ceiling mounted cassette type (Multi-flow).
2. When installing this kit, duct (Nominal dia. : ϕ100) is required on site.

- In case that metal duct is penetrated through wooden walls, make sure the duct and the wall electrically insulated.
- Install the duct inclined downwardly to outdoor so that the rain may not get into the duct. (Inclination 1/100 to 1/50)
- To avoid birds, small animals or insects getting inside the duct, make sure to install net where it contacts the outside air.

Contents

Prior to installation, make sure you have the complete kit of parts.

Name	① Duct flange	② Screws	③ Insulation for duct flange	④ Insulation for opening of unit	⑤ Installation manual
Q'ty	1 piece	4 pieces	1 piece	1 piece	1 piece
Shape		M4×12		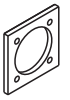	

Necessary tools

Philips head screw driver, nipper, cutter etc.

1 Installation procedures of duct flange

1. Cut off the knockout hole on the side plate. (Fig.1)

The knockout hole is opposite to ref. pipe.

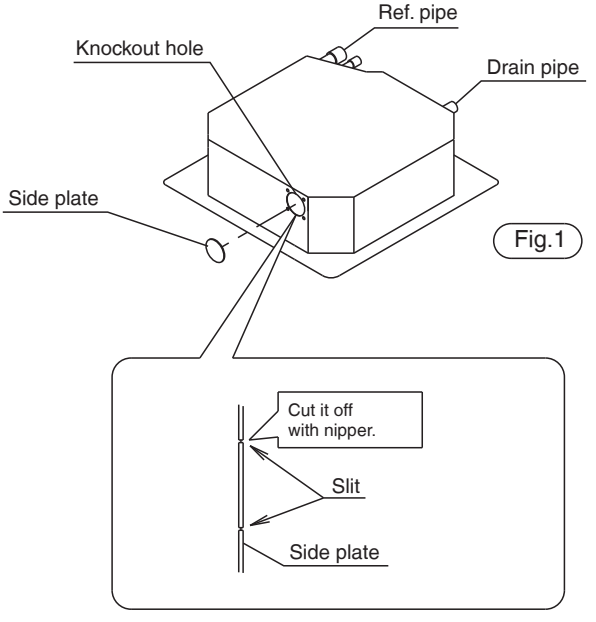

Fig.1

2. Adhere the insulation ④ for opening of unit to the opening. (Fig. 2)

Put the insulation ④ to be suitable for the hole of the insulation ④ and hole of the indoor unit.
However, put the insulation ④ so as not to conceal the screw hole of the indoor unit.

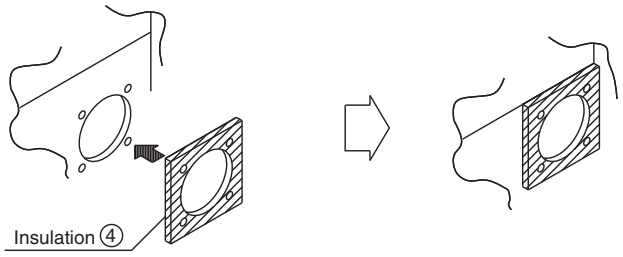

Fig. 2

3. Install the duct flange ① with screws ② (M4×12, 4 screws) to the opening and adhere the insulation ③ (Fig. 3)

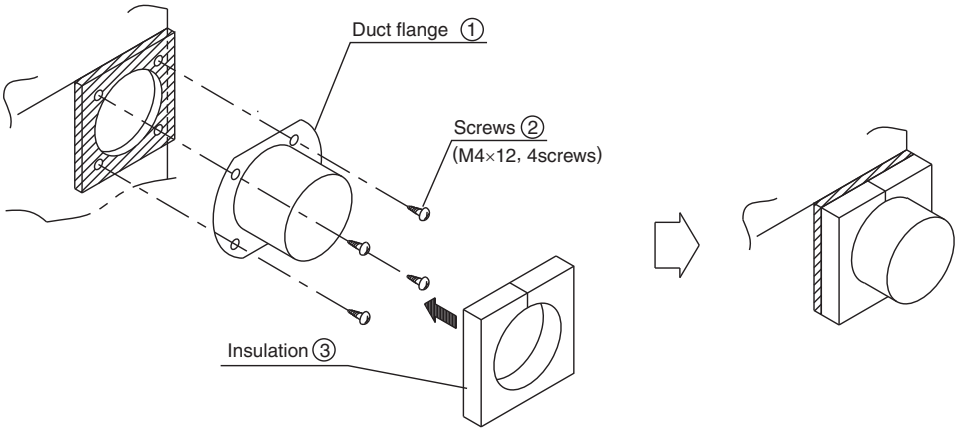

Fig. 3

② Installation procedures of duct <Nominal diameter of duct : ϕ100>

1. Connect the duct to the duct flange. (Flange fits inside the duct.) (Fig. 4)
2. After connection, wrap vinyl tape (field supply) around the duct connection to prevent air leak.

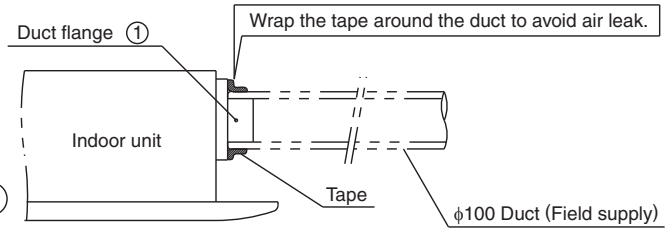

Fig. 4

Precaution

· All ducts must be completely insulated.
· Do not do the followings when installing duct.

A) To bend the duct excessively

WRONG

B) To bend the duct too many times

WRONG

C) To reduce the duct diameter

WRONG

2P108307-1B

4. Options for Outdoor Unit

4.1 <KPW063A4> Air Direction Adjustment Grille

Component parts

Be sure to check that the following parts are included before installation.

Component parts

Name	① Air direction adjustment grille	② Screw	③ Spacer	④ Installation Manual
Illustration	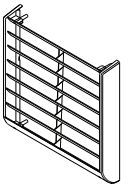			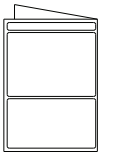
Quantity	1 pcs.	4 pcs.	4 pcs.	1 sheet (this sheet)

Selection of installation site

Install only on an outdoor unit in a location that satisfies the following conditions:
- When installing the outdoor unit near the neighbouring house.
- Where you wish to change the exhaust airflow direction because the outdoor unit has been installed facing a road, so that passing people are not exposed to its exhaust air
- When changing the airflow direction to prevent exhaust blowing directly onto passersby or garden plants.

Cautions for usage

- Be sure to perform the following as installation precautions to ensure correct and safe use of he air direction adjustment grille.

1. Install the product so that it is situated high enough to allow access to the outdoor unit for maintenance purposes.
2. When installing the product in a location in which it may be exposed to strong winds, install a rollover prevention bracket (sold separately) at the same time.
3. Tighten screws securely. Failure to do so may result in vibration.

❶ Verifying the amount of space required for installation

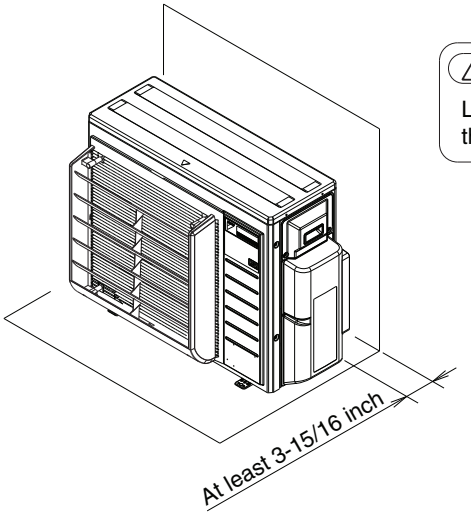

⚠Caution

Leave at least 3-15/16 inch between the rear of the outdoor unit and any obstructions(walls, etc.).

❷ Installation of air direction adjustment grille

⚠Caution

Install the air direction adjustment grille on top of the outlet grille.
Be sure to install the outlet grille as installing only the air direction adjustment grille would allow a person to reach his or her hand into the outdoor unit far enough to come into contact with the rotating fan.

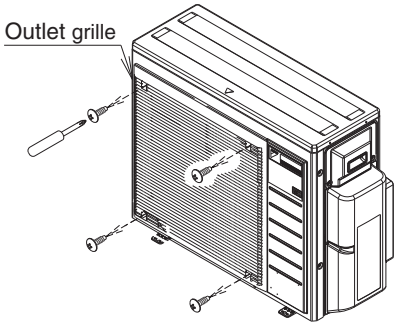

(1)Remove the 4 outlet grille fixing screws.
(2)Referring to the following illustration, attach the outlet grille and air direction adjustment grille, taking care to align them with the air outlet direction.
- Attach the air direction adjustment grille on top of the outlet grille using the same screws.

Upward facing

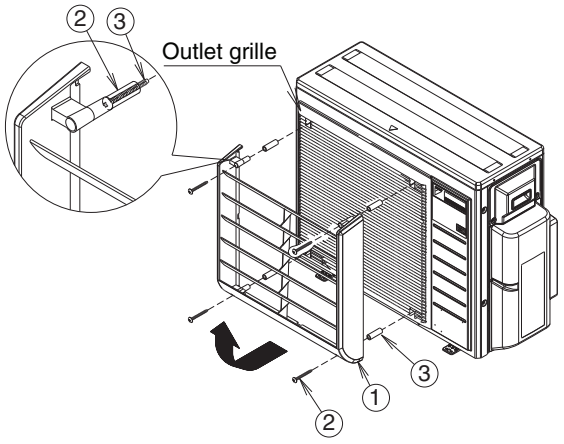

Downward facing

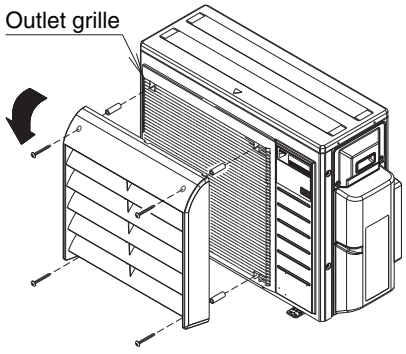

Appearance of the air direction adjustment grille after installation (when installed with the louvers facing up)

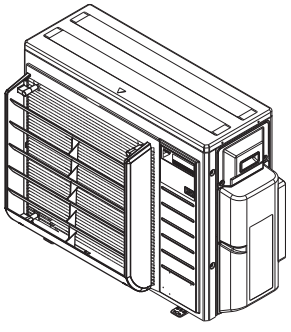

3P398171-1

4.2 <KKG063A42> Back Protection Wire Net

Component parts

Name	① Protection net	②Installation manual
Shape		
Q'ty	1pc.	1sheet (this sheet)

Caution

Be sure to wear protection gloves when performing installation work as the fins on the heat exchanger may cause injury.

Part names

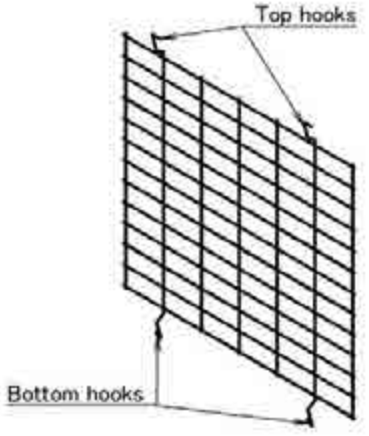

1 Verify the location at which the protection net(①) is to be installed.

Attach the protection net(①) so that the vertical grating is aligned with the edge of the installation leg on the right side of the outdoor unit.

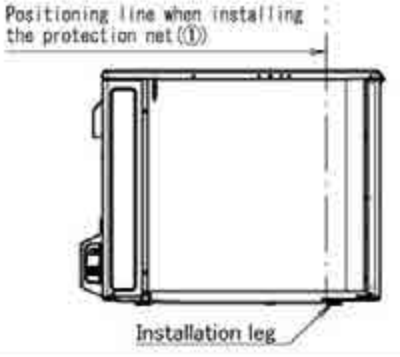

2 Attach the protection net(①)

Orient the protection net(①) so that top and bottom hooks are facing the heat exchanger and insert the two bottom hooks between the heat exchanger and the bottom frame.

Insert the two top hooks between the heat exchanger and the top panel while flexing the protection net(①).

※ Be careful not to damage the heat exchanger's cooling tubes.

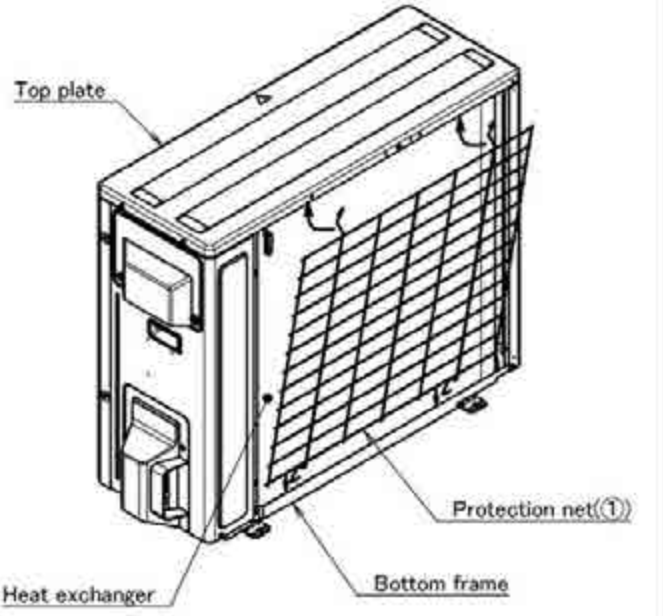

3 Appearance of the protection net(①) following installation

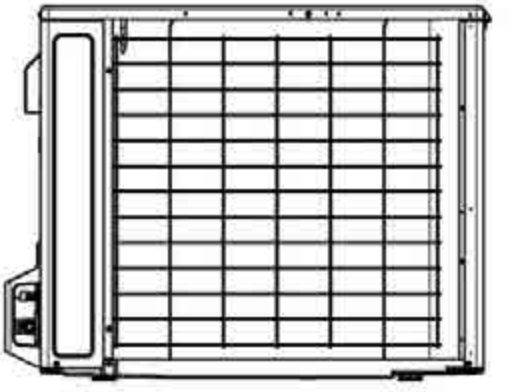

2P403095-1

4.3 <FTDBHML, KEH063A4E> Drain Pan Heater

Safety Considerations for Installation of Drain Pan Heater

Read these **Safety Considerations** carefully before installing the drain pan heater. After completing the installation, check if the unit operates properly during the start-up operation.

Meaning of **DANGER, WARNING and CAUTION** symbols.

⚠ DANGER	Indicates an imminently hazardous situation which, if not avoided, will result in death or serious injury.	⚠ CAUTION	Indicates a potentially hazardous situation which, if not avoided, may result in minor or moderate injury. It may also be used to alert against unsafe practices.
⚠ WARNING	Indicates a potentially hazardous situation which, if not avoided, could result in death or serious injury.		

- Inform users that they should store this installation manual for future reference.
- After completing the installation, make sure that the unit operates properly during the startup operation.
- All phases of the field-installation, including, but not limited to, electrical, piping, and safety, must be done in accordance with manufacturer's instructions and must comply with national, state, provincial, and local codes.
- This product is a heater designed to melt snow that is blown into the product from the outside to prevent the drain pan of the outdoor unit from freezing.
- Install the product with a snow-break hood on a high stand if this product is used in heavy snow areas.

⚠ DANGER

- **Do not touch the heater unit without wearing gloves.**
  The temperature of the heater unit will become high when the heater is turned on.
  Touching the heater unit with bare hands will result in burns or injury.

⚠ WARNING

- **Request the dealer or an authorized technician to install the product.**
  Improper installation of the product could result in water leakage, an electric shock, or fire.
- **The product must be installed according to the instructions given in this manual.**
  The incomplete installation of the product could result in water leakage, an electric shock, or fire.
- **Use the supplied or specified installation parts.**
  Use of other parts could result in the unit becoming loose and falling, water leakage, electric shock, or fire.
- **Turn off the power supply at the time of installation.**
  Touching any electrical parts may with the power supply turned on could result in electric shock.
- **Use specified wires. Connect and fix the wires so that the wires will not put improper force on the terminal junctions.**
  Wires connected or fixed improperly could result in terminal overheating, an electric shock, or fire.
- **When wiring and connecting the indoor and outdoor units, carefully arrange the wiring so that they will not put improper force on the structures.**
  Install covers over the wires. Incomplete cover installation could result in terminal overheating, an electric shock, or fire.

⚠ CAUTION

- **Wear protective gloves at the time of installation.**
  Touching the suction mouth or aluminum fin of the outdoor unit may result in injury.
- **Do not install the product in places where there is danger of exposure to inflammable gas leakage.**
  If the gas leaks and builds up around the unit, it may catch fire.
- **Do not grab the top plate of the outdoor unit carelessly when removing the top plate.**
  The sharp edge of the top plate may cause injury.
- **Do not install the outdoor unit in places where small animals may nest in the outdoor unit.**
  If small animals intrude and touch the internal parts of the outdoor unit, the outdoor unit may malfunction, generate smoke, or ignite.
  Advise the user to keep the place clean.
- **Do not touch the heater unit with bare hands.**
  The temperature of the heater unit will become high when the heater is turned on.
  Touching the heater unit with bare hands may result in burns or injury.

4

Accessories

	KEH067A41E FTDBHM5	KEH063A4E FTDBHML
Ⓐ Drain pan heater	1	1
Ⓑ M4 piercing screw	3	6
Ⓒ Binding band	1	1
Ⓓ Sealing material	1	2

	KEH067A41E FTDBHM5	KEH063A4E FTDBHML
Ⓔ Installation manual (multi-language)	1	1
Ⓕ Electric wiring diagram label	1	1
Ⓖ Information label	1	1

Appearance of the Ⓐ drain pan heater may differ from some models.

Tools Required for Installation

- Electric drill
- ϕ1/8 inch (ϕ3.2mm) drill
- Phillips screwdriver
- Nippers

Installation Procedure (1)

⚠ WARNING

- Be sure to check that the power supply of the product is turned off.

Some stages in the installation procedure differ by model of outdoor unit. Refer to the instructions for the relevant model.

Type A models : RX09/12, RXN09/12, RXL09/12

Type B models : RX15/18/24, RXN18/24, RXL15

Type C models : 2/3/4MXS, 2/3MXL, RX30/36

1. Remove each component of the outdoor unit.

1) Remove the top plate.
2) Affix the Ⓕ electric wiring diagram label where there is enough space available on the back of the top plate.
3) Remove the screws from the protective wire mesh if one is fitted. (2 screws) (For type B and C models only)
4) Remove the front plate.
5) Remove the anti-drip cover. (For type B and C models only)
6) Affix the Ⓖ information label near the manufacture's label.

- The appearance of the outdoor unit and the number of screws may differ from some models.
- Screw types for each component are indicated as below.

  No icon: Hexagon tapping screw
  △ : Truss head tapping screw

For type A models

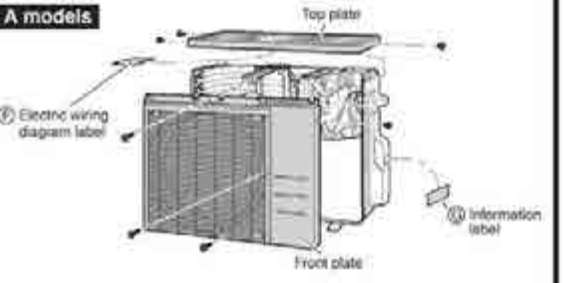

For type B and C models

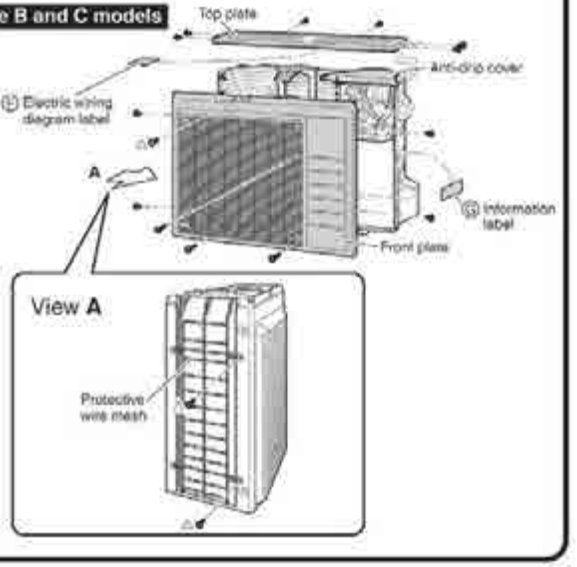

Installation Procedure (2)

2. Remove the fan motor base.

1) Remove the fixing screws at the lower section of the fan motor base. (2 screws)
2) Remove the fan motor base together with the propeller fan and ensure that stress is not placed on the propeller fan when placing them aside.
   - Do not remove the fan motor harness.
   - Ensure that the fan motor harness does not come into contact with the edges of the heat exchanger or other components.

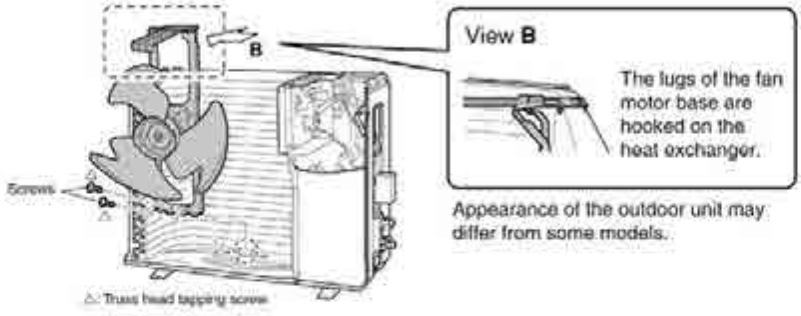

Appearance of the outdoor unit may differ from some models.

3. Install the drain pan heater.

⚠ CAUTION

- When drilling a hole, be careful not to damage the soundproofing material and other components on the back side.

For details, refer to **"Installation Procedure (3)"** also.

1) Remove 1 screw from the bottom frame so that the plates of the Ⓐ drain pan heater can be inserted under the heat exchanger with ease.
2) Lift up the heat exchanger, and insert the plates of the Ⓐ drain pan heater under the heat exchanger.
   - The ground plate of the Ⓐ drain pan heater should be installed so that, in type A models, it firmly adheres to the bottom frame and, in type B and C models, it firmly adheres to the partition plate.
   - Install the Ⓐ drain pan heater in a position where it does not come into contact with the fan motor base.
3) If there are no holes, drill ϕ1/8 inch (ϕ3.2mm) holes in the bottom frame and the partition plate to fix the Ⓐ drain pan heater.
   - Place the actual components to ensure positioning is correct before drilling holes.
   - The holes can be made with the included piercing-screw as well.
4) Fix the Ⓐ drain pan heater with the Ⓑ piercing screws.
5) Reattach the screw that was removed from the bottom frame.

4

Installation Procedure (3)

For type A models

Location and number of holes
Bottom frame: 2

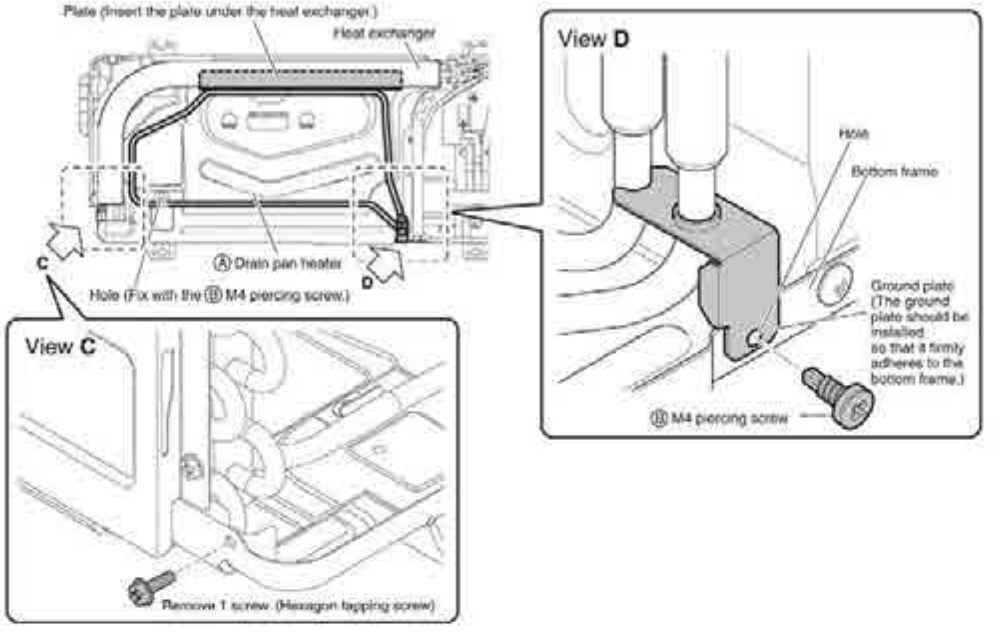

For type B and C models

Location and number of holes
Bottom frame: 1
Partition plate: 2

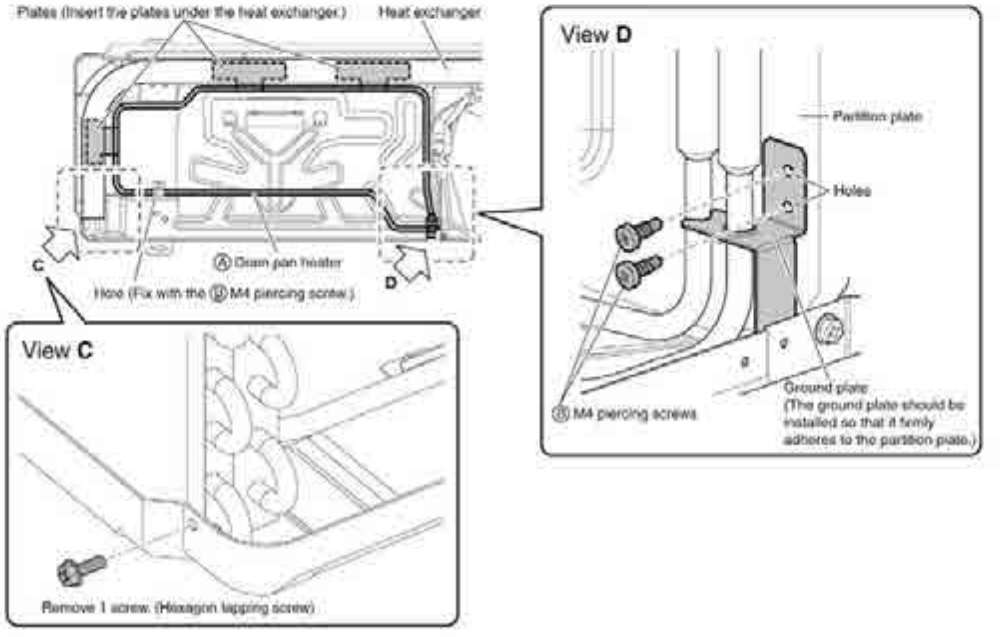

Installation Procedure (4)

4. Route the harnesses.

⚠ WARNING

- When drilling a hole, be careful not to damage the soundproofing material and other components on the back side.

For type A models

1) If there is no hole, drill a ϕ1/8 inch (ϕ3.2mm) hole in the partition plate. (1 location)
2) Fix in place the binding band attached to the Ⓐ drain pan heater harness by screwing the Ⓑ M4 piercing screw into the hole. (1 location)
3) Install the fan motor base.
   - Be careful not to confuse screw types. Refer to **"Installation Procedure (2)"**.
4) Place the Ⓐ drain pan heater harness on top of the fan motor harness, and fix it in place with the Ⓓ sealing material.

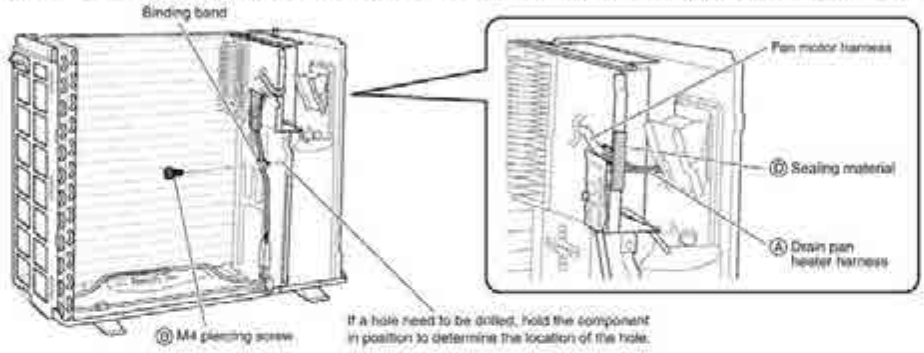

For type B and C models

1) If there are no holes, drill ϕ1/8 inch (ϕ3.2mm) holes in the partition plate. (3 locations)
2) Fix the Ⓐ drain pan heater harness in place by screwing the Ⓑ M4 piercing screws into the holes. (3 locations)
3) Install the fan motor base.
   - Be careful not to confuse screw types. Refer to **"Installation Procedure (2)"**.
4) Trim the electrical wiring box with nippers at the locations shown in the figures, then cover the trimmed edges with the Ⓓ sealing material.
5) Insert the Ⓐ drain pan heater harness into the space that was trimmed, and fix it in place using the Ⓓ sealing material.

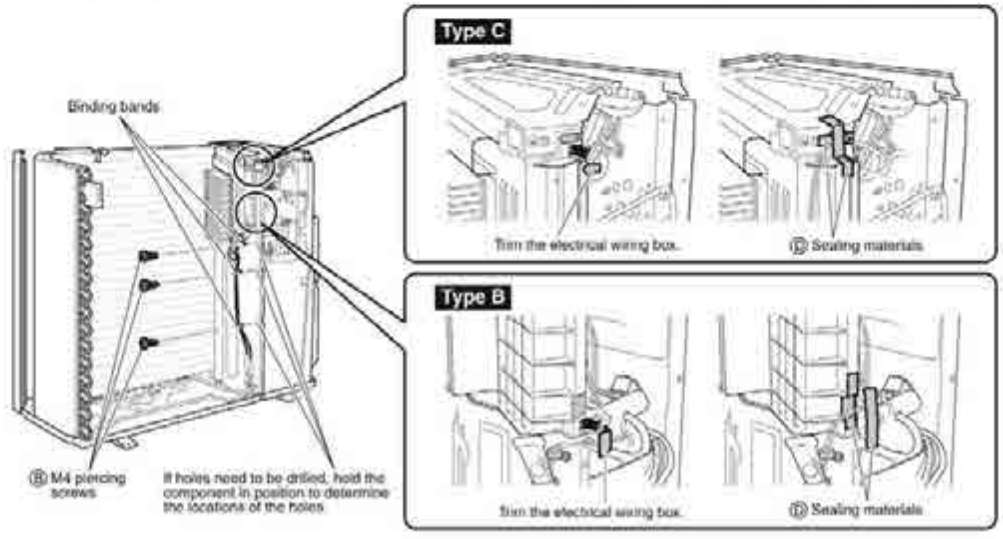

4

Installation Procedure (5)

5. Connect the faston terminals of the drain pan heater to the terminal block of the outdoor unit.

1) Connect the thermostat-side terminal (black harness) to the leftmost terminal and the heater-side terminal (white harness) to the second leftmost terminal.
   • For type C models, connect to the last terminal block of the terminal blocks in use.
2) Bundle the Ⓐ drain pan heater harness so that there is no slack, and secure it with the Ⓒ binding band. (1 location)
   • Cut the tip of the Ⓒ binding band.

For type A models

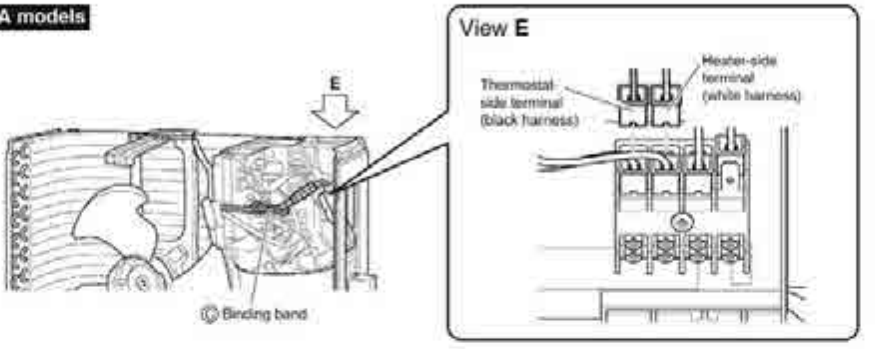

For type B models

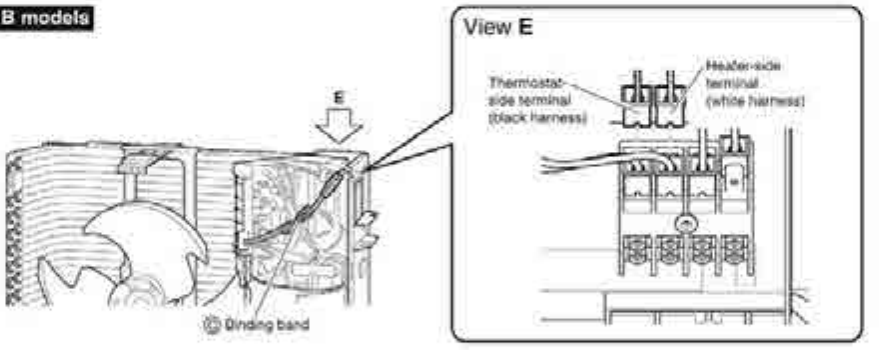

For type C models

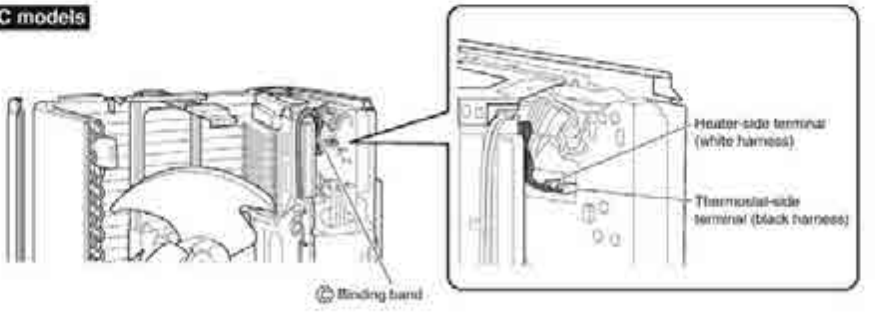

6. Install each component to the original position.

• Be careful not to confuse screw types. Refer to "**Installation Procedure (1)** ".

1) Install the front plate.
2) Install the anti-drip cover.
   (For type B and C models only)
3) Install the top plate.

3P421082-1C

DAIKIN

Warning

- Ask a qualified installer or contractor to install this product. Do not try to install the product yourself. Improper installation can result in water or refrigerant leakage, electrical shock, fire or explosion.
- Use only those parts and accessories supplied or specified by Daikin. Ask a qualified installer or contractor to install those parts and accessories. Use of unauthorized parts and accessories or improper installation of parts and accessories can result in water or refrigerant leakage, electrical shock, fire or explosion.
- Read the user's manual carefully before using this product. The user's manual provides important safety instructions and warnings. Be sure to follow these instructions and warnings.

If you have any enquiries, please contact your local importer, distributor and/or retailer.

Cautions on product corrosion

1. Air conditioners should not be installed in areas where corrosive gases, such as acid gas or alkaline gas, are produced.
2. If the outdoor unit is to be installed close to the sea shore, direct exposure to the sea breeze should be avoided. If you need to install the outdoor unit close to the sea shore, contact your local distributor.

● Specifications, designs and other content appearing in this brochure are current as of March 2020 but subject to change without notice.

©All rights reserved

AK